

— 即刻创新。

产品创新样本



请这样查找和订购 您的刀具解决方案：



个人 —— 全世界

您可以通过电话、传真或电子邮件与我们联系。当地联系人的联系方式请见我们的网站：

walter-tools.com



瓦尔特混合样本和宣传册

展示了我们核心品牌瓦尔特 (Walter)、瓦尔特-蒂泰克斯 (Walter Titex) 和瓦尔特-普瑞特 (Walter Prototyp)、瓦尔特全向 (Walter Multiply) 的全部标准产品 - 以印刷版和数字版的形式：包含产品一览、产品数据、切削参数建议等。通过我们的加工导航系统 Walter GPS 或 Walter TOOLSHOP 的链接，可以直接订购。

在 walter-tools.com 上您可以通过智能手机、平板电脑或个人电脑快捷而舒适地在线调出和订购瓦尔特产品。

优势：从每个终端设备上直接访问，并随时以最佳方式显示！

瓦尔特在线样本



针对刀具的搜索

在瓦尔特在线样本中，您可以根据与产品样本相同的结构并借助过滤和搜索功能来查找产品。同时集成了：购物功能以及图纸和模型的链接。

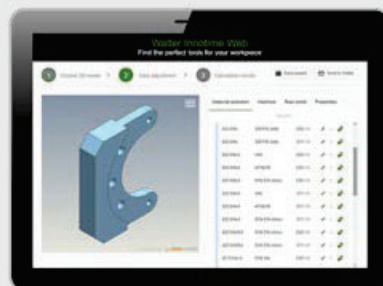
Walter GPS



与应用有关的搜索

利用 Walter GPS，以在线或离线方式，只需几步就能为您的工件找到最佳切削加工解决方案，并且必要时可以直接传输到 Walter TOOLSHOP 中！

瓦尔特 Innotime®



基于工件的搜索

借助瓦尔特 Innotime®，可以为您的工件找到最经济的加工解决方案：包括所有为此所需的刀具、加工步骤和参数。只需要上传您的三维模型。

数字化订购途径



TOOLSHOP



EDI B2B

Walter TOOLSHOP & EDI

利用 Walter TOOLSHOP，客户可以快速获取信息并订购。此外，通过 EDI (电子数据交换) 还能够交换文档 (例如订单) —— 也能够订购非标刀具。

A —— 车削		
	ISO 车削 —— A1	2
	切槽 —— A2	26
B —— 孔加工		
	钻孔 —— B1	65
	粗镗和精镗 —— B2	136
B —— 螺纹加工		
	攻丝 —— B3	139
	螺纹挤压成型 —— B4	169
	螺纹铣加工 —— B5	170
C —— 铣削		
	带可转位刀片的铣刀 —— C2	184
D —— 刀柄		
	旋转式刀柄 —— D2	253



ISO 车削 —— A1

可转位刀片	ISO 可转位刀片 —— 负型刀片	4
	ISO 可转位刀片 —— 正型刀片	14
	仿形车削系统可转位刀片	19
Walter Turn 车加工刀具 —— 内孔加工	镗刀杆 —— 仿形车削系统	22

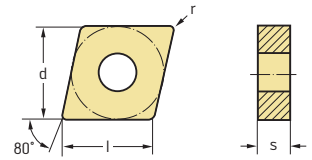
切槽 —— A2

切削刀片	DX 切削刀片	26
Walter Cut 切槽和切断刀具	方刀杆 / 切断刀板 / 镗刀杆	30
	Walter Capto™ 切槽刀杆	61
	QuadFit 快速更换头 —— 内孔切槽	63

菱形, 负型 80°

CNMG

Tiger-tec® Gold



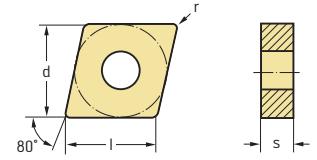
可转位刀片

订货号	r mm	f mm	a _p mm	P					M				K		S					
				HC					HE				HC				HW			
				WMP20S	WPP10G	WPP20G	WPP30G	WEP10C	WMP20S	WSM01	WSM10S	WSM20S	WSM30S	WKK10S	WKK20S	WSM01	WSM10S	WSM20S	WSM30S	WS10
CNMG090304-FP5	0,4	0,04-0,20	0,1-1,5	☺	☺	☺														
CNMG090308-FP5	0,8	0,08-0,25	0,2-2,0	☺	☺	☺														
CNMG120402-FP5	0,2	0,04-0,12	0,1-0,5				☺													
CNMG120404-FP5	0,4	0,04-0,20	0,1-1,5	☺	☺	☺														
CNMG120408-FP5	0,8	0,08-0,25	0,2-2,0	☺	☺	☺														
CNMG120412-FP5	1,2	0,10-0,25	0,5-2,5	☺	☺	☺														
CNMG120404-FW5	0,4	0,10-0,40	0,3-3,0	☺	☺	☺				☺	☺				☺	☺				
CNMG120408-FW5	0,8	0,15-0,60	0,4-3,0	☺	☺	☺				☺	☺				☺	☺				
Wiper																				
CNMG090304-MP3	0,4	0,06-0,20	0,3-2,2	☺	☺	☺														
CNMG090308-MP3	0,8	0,10-0,28	0,6-3,0	☺	☺	☺	☺													
CNMG120404-MP3	0,4	0,08-0,22	0,3-2,5	☺	☺	☺														
CNMG120408-MP3	0,8	0,12-0,32	0,6-3,2	☺	☺	☺														
CNMG120412-MP3	1,2	0,16-0,40	0,8-3,5	☺	☺	☺														
CNMG120404-MP5	0,4	0,16-0,25	0,5-4,0	☺	☺	☺	☺													
CNMG120408-MP5	0,8	0,18-0,40	0,6-5,0	☺	☺	☺	☺					☺								
CNMG120412-MP5	1,2	0,20-0,45	1,0-5,0	☺	☺	☺														
CNMG120416-MP5	1,6	0,25-0,50	1,2-5,0	☺	☺	☺														
CNMG160608-MP5	0,8	0,25-0,40	0,8-7,0	☺	☺	☺														
CNMG160612-MP5	1,2	0,30-0,50	1,0-7,0	☺	☺	☺														
CNMG160616-MP5	1,6	0,35-0,55	1,2-7,0	☺	☺	☺														
CNMG120404-MS3	0,4	0,12-0,25	0,6-3,0		☺					☺	☺	☺	☺	☺	☺	☺	☺	☺		
CNMG120408-MS3	0,8	0,15-0,30	0,8-3,0		☺					☺	☺	☺	☺	☺	☺	☺	☺	☺		
CNMG120412-MS3	1,2	0,15-0,40	1,0-3,5			☺				☺	☺	☺	☺	☺	☺	☺	☺	☺		
CNMG190612-MS3	1,2	0,18-0,50	1,2-5,0							☺				☺		☺	☺	☺		
CNMG120404-MU5	0,4	0,15-0,30	0,5-4,0	☺	☺	☺				☺		☺					☺			
CNMG120408-MU5	0,8	0,15-0,40	0,6-5,0	☺	☺	☺				☺		☺					☺			
CNMG120412-MU5	1,2	0,20-0,50	1,0-5,0	☺	☺	☺				☺		☺					☺			
CNMG120416-MU5	1,6	0,25-0,55	1,2-5,0	☺	☺	☺				☺		☺					☺			
CNMG160612-MU5	1,2	0,30-0,55	1,0-7,0	☺	☺	☺				☺		☺					☺			
CNMG120408-MW5	0,8	0,20-0,65	0,8-4,0	☺	☺	☺				☺		☺	☺							
CNMG120412-MW5	1,2	0,25-0,70	1,5-4,0	☺	☺	☺				☺		☺	☺							
Wiper																				
CNMG120408-RM5	0,8	0,20-0,40	1,2-5,0	☺	☺	☺				☺		☺	☺	☺	☺	☺	☺	☺		
CNMG120412-RM5	1,2	0,25-0,50	1,5-5,0	☺	☺	☺				☺		☺	☺	☺	☺	☺	☺	☺		
CNMG120416-RM5	1,6	0,30-0,55	2,0-5,0							☺		☺	☺	☺	☺	☺	☺	☺		
CNMG160608-RM5	0,8	0,22-0,45	1,2-7,0							☺		☺	☺	☺	☺	☺	☺	☺		
CNMG160612-RM5	1,2	0,25-0,60	1,5-7,0	☺						☺		☺	☺	☺	☺	☺	☺	☺		
CNMG160616-RM5	1,6	0,30-0,65	2,0-7,0	☺						☺		☺	☺	☺	☺	☺	☺	☺		
CNMG190612-RM5	1,2	0,25-0,60	1,5-8,0	☺						☺		☺	☺	☺	☺	☺	☺	☺		
CNMG190616-RM5	1,6	0,30-0,80	2,0-8,0	☺						☺		☺	☺	☺	☺	☺	☺	☺		



尺寸——参见按照 ISO 1832 标准的符号说明

HC = 涂层硬质合金
HE = 涂层金属陶瓷
HW = 非涂层硬质合金

菱形, 负型 80°
CNMG
Tiger-tec® Gold



可转位刀片

订货号	r mm	f mm	a _p mm	P					M				K		S			
				HC				HE	HC				HC		HC			
				WMP20S	WPP10G	WPP20G	WPP30G	WEP10C	WMP20S	WSM01	WSM10S	WSM20S	WSM30S	WKK10S	WKK20S	WSM01	WSM10S	WSM20S
 CNMG120408-RP5	0,8	0,20-0,40	0,8-6,0		☺	☺	☺							☺				
CNMG120412-RP5	1,2	0,25-0,60	1,0-6,0		☺	☺	☺							☺				
CNMG120416-RP5	1,6	0,35-0,70	1,6-6,0		☺	☺	☺											
CNMG160608-RP5	0,8	0,25-0,50	1,0-8,0		☺	☺	☺											
CNMG160612-RP5	1,2	0,35-0,65	1,2-8,0		☺	☺	☺											
CNMG160616-RP5	1,6	0,40-0,70	1,6-8,0		☺	☺	☺											
CNMG160624-RP5	2,4	0,40-0,90	2,0-8,0		☺	☺	☺											
CNMG190608-RP5	0,8	0,25-0,50	1,0-10,0		☺	☺	☺											
CNMG190612-RP5	1,2	0,30-0,70	1,2-10,0		☺	☺	☺											
CNMG190616-RP5	1,6	0,35-0,80	1,6-10,0		☺	☺	☺											
CNMG190624-RP5	2,4	0,45-1,00	2,0-10,0		☺	☺												
CNMG250924-RP5	2,4	0,45-1,20	2,0-12,0			☺												
 CNMG120408-RP7	0,8	0,18-0,40	0,8-5,0		☺	☺	☺											
CNMG120412-RP7	1,2	0,25-0,50	1,2-5,0		☺	☺	☺											
CNMG120416-RP7	1,6	0,35-0,50	1,5-5,0		☺	☺	☺											
CNMG160608-RP7	0,8	0,30-0,50	0,8-6,0		☺	☺	☺											
CNMG160612-RP7	1,2	0,35-0,60	1,2-6,0		☺	☺	☺											
CNMG160616-RP7	1,6	0,40-0,60	1,5-6,0		☺	☺	☺											
CNMG190612-RP7	1,2	0,35-0,60	1,2-7,0		☺	☺	☺											
CNMG190616-RP7	1,6	0,35-0,75	1,5-7,0		☺	☺	☺											
CNMG250924-RP7	2,4	0,45-1,00	3,0-9,0			☺												

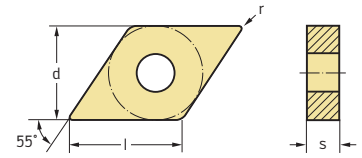
尺寸 —— 参见按照 ISO 1832 标准的符号说明

HC = 涂层硬质合金
HE = 涂层金属陶瓷
HW = 非涂层硬质合金







菱形, 负型 55°

DNMG

Tiger-tec® Gold



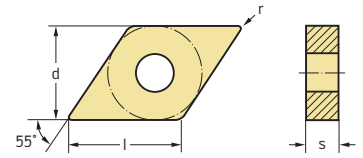
可转位刀片

订货号	r mm	f mm	a _p mm	P					M				K		S				
				HC					HE				HC				HC		
				WMP20S	WPP10G	WPP20G	WPP30G	WEP10C	WMP20S	WSM01	WSM10S	WSM20S	WSM30S	WKK10S	WKK20S	WSM01	WSM10S	WSM20S	WSM30S
 DNMG110402-FP5	0,2	0,04-0,12	0,1-0,5	☺	☺	☺	☺	☺											
DNMG110404-FP5	0,4	0,04-0,20	0,1-1,5	☺	☺	☺	☺	☺											
DNMG110408-FP5	0,8	0,08-0,25	0,2-2,0	☺	☺	☺	☺	☺											
DNMG110412-FP5	1,2	0,10-0,25	0,5-2,5	☺	☺	☺	☺	☺											
DNMG150404-FP5	0,4	0,05-0,20	0,1-1,5	☺	☺	☺	☺	☺											
DNMG150408-FP5	0,8	0,08-0,25	0,2-2,0	☺	☺	☺	☺	☺											
DNMG150412-FP5	1,2	0,10-0,25	0,5-2,5	☺	☺	☺	☺	☺											
DNMG150604-FP5	0,4	0,05-0,20	0,1-1,5	☺	☺	☺	☺	☺											
DNMG150608-FP5	0,8	0,08-0,25	0,2-2,0	☺	☺	☺	☺	☺											
DNMG150612-FP5	1,2	0,10-0,25	0,5-2,5	☺	☺	☺	☺	☺											
 DNMG110404-FW5	0,4	0,10-0,35	0,3-2,0	☺	☺	☺	☺	☺		☺	☺					☺	☺		
DNMG110408-FW5	0,8	0,15-0,50	0,4-2,0	☺	☺	☺	☺	☺		☺	☺					☺	☺		
DNMG150404-FW5	0,4	0,10-0,40	0,3-3,0	☺	☺	☺	☺	☺		☺	☺					☺	☺		
DNMG150408-FW5	0,8	0,15-0,50	0,4-3,0	☺	☺	☺	☺	☺		☺	☺					☺	☺		
DNMG150604-FW5	0,4	0,10-0,40	0,3-3,0	☺	☺	☺	☺	☺		☺	☺					☺	☺		
DNMG150608-FW5	0,8	0,15-0,50	0,4-3,0	☺	☺	☺	☺	☺		☺	☺					☺	☺		
 DNMG110404-MP3	0,4	0,08-0,22	0,3-2,2	☺	☺	☺	☺	☺											
DNMG110408-MP3	0,8	0,12-0,32	0,6-3,0	☺	☺	☺	☺	☺											
DNMG110412-MP3	1,2	0,16-0,40	0,8-3,2	☺	☺	☺	☺	☺											
DNMG150404-MP3	0,4	0,08-0,22	0,3-2,5	☺	☺	☺	☺	☺											
DNMG150408-MP3	0,8	0,12-0,32	0,6-3,2	☺	☺	☺	☺	☺											
DNMG150412-MP3	1,2	0,16-0,40	0,8-3,5	☺	☺	☺	☺	☺											
DNMG150604-MP3	0,4	0,08-0,22	0,3-2,5	☺	☺	☺	☺	☺											
DNMG150608-MP3	0,8	0,12-0,32	0,6-3,2	☺	☺	☺	☺	☺											
DNMG150612-MP3	1,2	0,16-0,40	0,8-3,5	☺	☺	☺	☺	☺											
 DNMG110404-MP5	0,4	0,16-0,25	0,5-4,0	☺	☺	☺	☺	☺											
DNMG110408-MP5	0,8	0,18-0,35	0,6-4,0	☺	☺	☺	☺	☺											
DNMG110412-MP5	1,2	0,20-0,40	1,0-4,0	☺	☺	☺	☺	☺											
DNMG150404-MP5	0,4	0,16-0,25	0,5-4,0	☺	☺	☺	☺	☺											
DNMG150408-MP5	0,8	0,18-0,35	0,6-5,0	☺	☺	☺	☺	☺											
DNMG150412-MP5	1,2	0,20-0,40	1,0-5,0	☺	☺	☺	☺	☺											
DNMG150604-MP5	0,4	0,16-0,25	0,5-4,0	☺	☺	☺	☺	☺											
DNMG150608-MP5	0,8	0,18-0,35	0,6-5,0	☺	☺	☺	☺	☺											
DNMG150612-MP5	1,2	0,20-0,40	1,0-5,0	☺	☺	☺	☺	☺											
DNMG150616-MP5	1,6	0,25-0,45	1,2-5,0	☺	☺	☺	☺	☺											
 DNMG110408-MS3	0,8	0,12-0,30	0,8-2,5			☺			☺	☺	☺	☺			☺	☺	☺		
DNMG150404-MS3	0,4	0,12-0,25	0,6-2,5						☺	☺	☺				☺	☺			
DNMG150408-MS3	0,8	0,15-0,30	0,8-2,5						☺	☺	☺	☺			☺	☺	☺		
DNMG150604-MS3	0,4	0,12-0,25	0,6-2,5						☺	☺	☺				☺	☺			
DNMG150608-MS3	0,8	0,15-0,30	0,8-2,5						☺	☺	☺	☺			☺	☺	☺		
 DNMG110408-MU5	0,8	0,18-0,35	0,6-4,0	☺	☺	☺	☺		☺								☺		
DNMG150408-MU5	0,8	0,18-0,35	0,6-5,0	☺	☺	☺	☺		☺								☺		
DNMG150608-MU5	0,8	0,18-0,35	0,6-5,0	☺	☺	☺	☺		☺								☺		
DNMG150612-MU5	1,2	0,20-0,45	1,0-5,0	☺	☺	☺	☺		☺								☺		
DNMG150616-MU5	1,6	0,25-0,50	1,2-5,0	☺	☺	☺	☺		☺								☺		

尺寸——参见按照 ISO 1832 标准的符号说明

HE = 涂层金属陶瓷
HC = 涂层硬质合金

菱形, 负型 55°
DNMG
Tiger-tec® Gold



可转位刀片

订货号	r mm	f mm	a _p mm	P				M				K		S			
				HC				HE				HC		HC			
				WMP20S	WPP10G	WPP20G	WPP30G	WEP10C	WMP20S	WSM01	WSM10S	WSM20S	WSM30S	WKK10S	WKK20S	WSM01	WSM10S
DNMG110408-MW5 DNMG110412-MW5 DNMG150408-MW5 DNMG150412-MW5 DNMG150608-MW5 DNMG150612-MW5	0.8	0.15-0.50	0.8-3.0		☉	☉						☉	☉				
	1.2	0.20-0.60	1.5-3.0		☉	☉						☉	☉				
	0.8	0.15-0.55	0.8-4.0		☉							☉					
	1.2	0.20-0.65	1.5-4.0		☉							☉					
	0.8	0.15-0.55	1.5-4.0		☉	☉						☉	☉				
DNMG110408-RP5 DNMG110412-RP5 DNMG150408-RP5 DNMG150412-RP5 DNMG150608-RP5 DNMG150612-RP5 DNMG150616-RP5	0.8	0.18-0.35	0.8-4.0		☉	☉	☉										
	1.2	0.20-0.40	1.0-4.0		☉	☉	☉										
	0.8	0.18-0.35	0.8-5.0		☉	☉	☉										
	1.2	0.20-0.40	1.0-5.0		☉	☉	☉										
	0.8	0.15-0.35	0.8-5.0		☉	☉	☉										
	1.2	0.20-0.55	1.0-5.0		☉	☉	☉										
	1.6	0.25-0.65	1.6-5.0		☉	☉	☉										

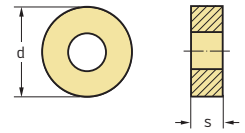
尺寸 —— 参见按照 ISO 1832 标准的符号说明

HE = 涂层金属陶瓷
HC = 涂层硬质合金

圆形, 负型

RNMG

Tiger-tec® Gold



可转位刀片

订货号	d mm	f mm	a _p mm	P S	
				HC HW	HC HW
 RNMG120400-RP5	12,7	0,20-0,60	1,2-5,0	WPP20G WS10	WPP20G WS10

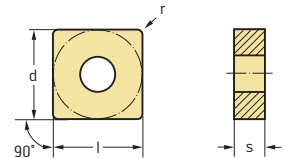
尺寸——参见按照 ISO 1832 标准的符号说明

 HC = 涂层硬质合金
 HW = 非涂层硬质合金

正方形, 负型

SNMG

Tiger-tec® Gold



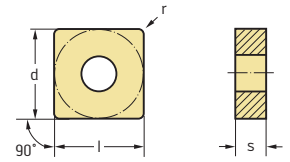
可转位刀片

订货号	r mm	f mm	a _p mm	P				M			S
				HC				HC			HC
				WMP20S	WPP10G	WPP20G	WPP30G	WMP20S	WSM20S	WSM20S	
SNMG090308-FP5	0,8	0,06-0,20	0,2-1,5	☺	☺	☺					
SNMG120404-FP5	0,4	0,04-0,22	0,1-1,8	☺	☺	☺					
SNMG120408-FP5	0,8	0,08-0,25	0,2-2,0	☺	☺	☺					
SNMG120412-FP5	1,2	0,10-0,25	0,5-2,5			☺					
SNMG090308-MP3	0,8	0,10-0,32	0,6-3,0	☺	☺	☺					
SNMG120404-MP3	0,4	0,08-0,25	0,3-2,5			☺					
SNMG120408-MP3	0,8	0,12-0,35	0,6-3,2	☺	☺	☺	☺				
SNMG120412-MP3	1,2	0,16-0,40	0,8-3,5			☺					
SNMG090308-MP5	0,8	0,14-0,32	0,6-3,0			☺					
SNMG120408-MP5	0,8	0,18-0,40	0,6-5,0			☺	☺				
SNMG120412-MP5	1,2	0,20-0,45	1,0-5,0			☺	☺				
SNMG120416-MP5	1,6	0,25-0,50	1,2-5,0			☺					
SNMG150608-MP5	0,8	0,25-0,50	0,8-8,0			☺					
SNMG150612-MP5	1,2	0,30-0,50	1,0-8,0			☺	☺				
SNMG150616-MP5	1,6	0,35-0,55	1,2-8,0			☺					
SNMG120408-MU5	0,8	0,18-0,45	0,6-5,0	☺	☺	☺		☺	☺	☺	



尺寸——参见按照 ISO 1832 标准的符号说明

HC = 涂层硬质合金

正方形, 负型
SNMG
Tiger-tec® Gold



可转位刀片

订货号	r mm	f mm	a _p mm	P				M			S	
				HC				HC			HC	
				WMP20S	WPP10G	WPP20G	WPP30G	WMP20S	WSM20S	WSM20S		
	SNMG120408-RP5	0,8	0,20-0,55	0,8-6,0		⊕	⊕	⊕				
	SNMG120412-RP5	1,2	0,25-0,65	1,0-6,0		⊕	⊕	⊕				
	SNMG120416-RP5	1,6	0,35-0,75	1,6-6,0		⊕	⊕	⊕				
	SNMG150612-RP5	1,2	0,25-0,70	1,2-8,0		⊕	⊕	⊕				
	SNMG150616-RP5	1,6	0,35-0,80	1,6-8,0		⊕	⊕	⊕				
	SNMG190612-RP5	1,2	0,30-0,70	1,2-10,0		⊕	⊕	⊕				
	SNMG190616-RP5	1,6	0,35-0,80	1,6-10,0			⊕	⊕				
	SNMG190624-RP5	2,4	0,44-1,20	2,0-10,0			⊕	⊕				
	SNMG250924-RP5	2,4	0,55-1,20	2,5-12,0			⊕	⊕				
	SNMG120408-RP7	0,8	0,25-0,45	0,8-5,0			⊕	⊕				
	SNMG120412-RP7	1,2	0,30-0,50	1,2-5,0			⊕	⊕				
	SNMG120416-RP7	1,6	0,35-0,60	1,5-5,0		⊕	⊕	⊕				
	SNMG150612-RP7	1,2	0,35-0,60	1,2-6,0		⊕	⊕	⊕				
	SNMG150616-RP7	1,6	0,40-0,70	1,5-6,0		⊕	⊕	⊕				
	SNMG190612-RP7	1,2	0,35-0,60	1,2-7,0			⊕	⊕				
	SNMG190616-RP7	1,6	0,40-0,70	1,5-7,0		⊕	⊕	⊕				
	SNMG190624-RP7	2,4	0,40-0,80	2,5-7,0			⊕	⊕				
	SNMG250924-RP7	2,4	0,55-1,00	3,0-10,0			⊕	⊕				

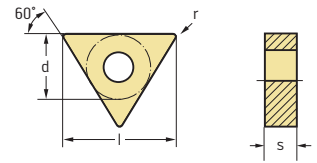
尺寸——参见按照 ISO 1832 标准的符号说明

HC = 涂层硬质合金

三角形, 负型 60°

TNMG

Tiger-tec® Gold



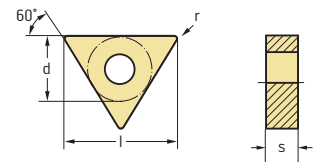
可转位刀片

订货号	r mm	f mm	a _p mm	P				M			K		S					
				HC	HE	WMP20S	WPP10G	WPP20G	WPP30G	WEP10C	WMP20S	WSM01	WSM10S	WSM20S	WKK10S	WKK20S	WSM01	WSM10S
	TNMG110308-FP5	0.8	0.08-0.20	0.2-1.5		⊕												
	TNMG160404-FP5	0.4	0.04-0.20	0.1-1.5		⊕	⊕											
	TNMG160408-FP5	0.8	0.08-0.25	0.2-2.0		⊕	⊕		⊕									
	TNMG160412-FP5	1.2	0.10-0.25	0.5-2.5		⊕	⊕											
	TNMG160404-FW5	0.4	0.10-0.40	0.3-3.0		⊕	⊕			⊕	⊕						⊕	⊕
	TNMG160408-FW5	0.8	0.15-0.50	0.4-3.0		⊕	⊕			⊕	⊕						⊕	⊕
	TNMG110304-MP3	0.4	0.06-0.18	0.3-2.0		⊕												
	TNMG110308-MP3	0.8	0.10-0.25	0.6-2.2		⊕	⊕											
	TNMG160304-MP3	0.4	0.08-0.22	0.3-2.2			⊕											
	TNMG160404-MP3	0.4	0.08-0.22	0.3-2.2		⊕	⊕	⊕										
	TNMG160408-MP3	0.8	0.12-0.32	0.6-3.0		⊕	⊕	⊕										
	TNMG160412-MP3	1.2	0.16-0.40	0.8-3.2		⊕	⊕	⊕										
	TNMG220408-MP3	0.8	0.12-0.32	0.6-3.2			⊕											
	TNMG220412-MP3	1.2	0.16-0.40	0.8-3.5			⊕											
	TNMG160308-MP5	0.8	0.18-0.35	0.6-4.0			⊕						⊕					
	TNMG160404-MP5	0.4	0.16-0.25	0.5-4.0		⊕	⊕	⊕										
	TNMG160408-MP5	0.8	0.18-0.35	0.6-4.0		⊕	⊕	⊕										
	TNMG160412-MP5	1.2	0.20-0.40	1.0-4.0		⊕	⊕	⊕										
	TNMG220404-MP5	0.4	0.16-0.25	0.7-4.0		⊕	⊕											
	TNMG220408-MP5	0.8	0.18-0.35	0.8-5.0		⊕	⊕	⊕										
	TNMG220412-MP5	1.2	0.20-0.40	1.0-5.0		⊕	⊕	⊕										
	TNMG220416-MP5	1.6	0.25-0.45	1.2-5.0		⊕	⊕											
	TNMG270608-MP5	0.8	0.25-0.45	0.8-7.0			⊕											
	TNMG270612-MP5	1.2	0.30-0.50	1.0-7.0			⊕	⊕										
TNMG270616-MP5	1.6	0.35-0.55	1.2-7.0			⊕												
	TNMG160404-MS3	0.4	0.12-0.25	0.6-3.0			⊕				⊕						⊕	⊕
	TNMG160408-MS3	0.8	0.15-0.30	0.8-3.0			⊕				⊕	⊕					⊕	⊕
	TNMG220404-MS3	0.4	0.12-0.25	0.6-3.0			⊕				⊕	⊕					⊕	⊕
	TNMG220408-MS3	0.8	0.15-0.30	0.8-3.0			⊕				⊕	⊕					⊕	⊕
	TNMG160404-MU5	0.4	0.15-0.30	0.5-4.0		⊕	⊕			⊕								⊕
	TNMG160408-MU5	0.8	0.18-0.35	0.6-4.0		⊕	⊕			⊕								⊕
	TNMG160412-MU5	1.2	0.20-0.45	1.0-4.0		⊕	⊕			⊕								⊕
	TNMG160408-MW5	0.8	0.15-0.55	0.8-4.0		⊕	⊕						⊕	⊕				
	TNMG160412-MW5	1.2	0.20-0.65	1.5-4.0		⊕	⊕						⊕	⊕				
	TNMG160408-RP5	0.8	0.20-0.40	0.8-5.0		⊕	⊕	⊕										
	TNMG160412-RP5	1.2	0.25-0.55	1.0-5.0		⊕	⊕	⊕										
	TNMG220408-RP5	0.8	0.20-0.45	0.8-7.0		⊕	⊕	⊕										
	TNMG220412-RP5	1.2	0.25-0.60	1.0-7.0		⊕	⊕	⊕										
	TNMG220416-RP5	1.6	0.35-0.70	1.6-7.0		⊕	⊕	⊕										
	TNMG270612-RP5	1.2	0.30-0.70	1.6-10.0			⊕											
	TNMG270616-RP5	1.6	0.35-0.80	2.0-10.0			⊕											
	TNMG330924-RP5	2.4	0.45-1.20	2.5-13.0			⊕											


尺寸——参见按照 ISO 1832 标准的符号说明

 HC = 涂层硬质合金
 HE = 涂层金属陶瓷

三角形, 负型 60°
TNMG
Tiger-tec® Gold



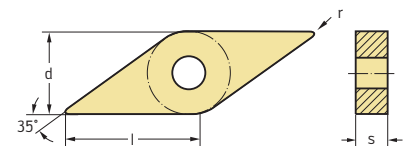
可转位刀片

订货号	r mm	f mm	a _p mm	P				M			K		S			
				HC				HE			HC			HC		
				WMP20S	WPP10G	WPP20G	WPP30G	WEP10C	WMP20S	WSM01	WSM10S	WSM20S	WKK10S	WKK20S	WSM01	WSM10S
 TNMG270616-RP7	1,6	0,35-0,75	1,5-9,0			☞										
TNMG270624-RP7	2,4	0,55-1,00	3,0-9,0			☞										




尺寸——参见按照 ISO 1832 标准的符号说明

HC = 涂层硬质合金
HE = 涂层金属陶瓷

菱形, 负型 35°
VNMG
Tiger-tec® Gold



可转位刀片

订货号	r mm	f mm	a _p mm	P			
				WPP10G	WPP20G	WPP30G	WEP10C
 VNMG160404-FP5	0,4	0,04-0,22	0,1-1,5	☞	☞		☞
VNMG160408-FP5	0,8	0,08-0,25	0,2-2,0	☞	☞		☞
VNMG160412-FP5	1,2	0,12-0,28	0,3-2,5	☞	☞		☞
 VNMG160404-MP3	0,4	0,08-0,22	0,3-2,2	☞	☞		
VNMG160408-MP3	0,8	0,12-0,32	0,6-3,0	☞	☞	☞	
VNMG160412-MP3	1,2	0,16-0,35	0,8-3,2	☞	☞		
 VNMG160404-MP5	0,4	0,10-0,18	0,5-2,0	☞	☞	☞	
VNMG160408-MP5	0,8	0,18-0,35	0,6-4,0	☞	☞	☞	
VNMG160412-MP5	1,2	0,20-0,40	0,8-4,0	☞	☞	☞	
VNMG220408-MP5	0,8	0,18-0,35	0,6-4,0	☞	☞		

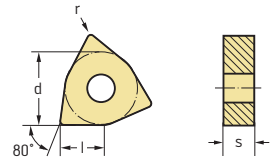
尺寸——参见按照 ISO 1832 标准的符号说明

HE = 涂层金属陶瓷
HC = 涂层硬质合金

凸三角形, 负型 80°

WNMG

Tiger-tec® Gold



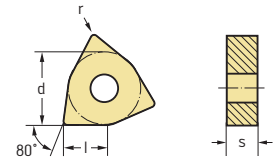
可转位刀片

订货号	r mm	f mm	a _p mm	P					M				K		S			
				HC					HC				HC		HC			
				WMP20S	WPP10G	WPP20G	WPP30G	WEP10C	WMP20S	WSM01	WSM10S	WSM20S	WSM30S	WKK10S	WKK20S	WSM01	WSM10S	WSM20S
WNMG060404-FP5	0,4	0,04-0,20	0,1-1,5	☉	☉	☉												
WNMG060408-FP5	0,8	0,08-0,25	0,2-2,0	☉	☉	☉												
WNMG080404-FP5	0,4	0,05-0,20	0,1-1,5	☉	☉	☉		☉										
WNMG080408-FP5	0,8	0,08-0,25	0,2-2,0	☉	☉	☉		☉										
WNMG080412-FP5	1,2	0,10-0,25	0,5-2,5	☉	☉	☉												
WNMG060404-FW5	0,4	0,10-0,35	0,3-2,0	☉	☉	☉				☉	☉						☉	☉
WNMG060408-FW5	0,8	0,15-0,50	0,4-2,0	☉	☉	☉				☉	☉						☉	☉
WNMG080404-FW5	0,4	0,10-0,40	0,3-3,0	☉	☉	☉				☉	☉						☉	☉
WNMG080408-FW5	0,8	0,15-0,60	0,4-3,0	☉	☉	☉				☉	☉						☉	☉
WNMG080412-FW5	1,2	0,25-0,65	0,6-3,0	☉	☉	☉												
WNMG060404-MP3	0,4	0,08-0,22	0,3-2,2	☉	☉	☉												
WNMG060408-MP3	0,8	0,12-0,32	0,6-3,0	☉	☉	☉												
WNMG060412-MP3	1,2	0,16-0,35	0,8-3,2			☉												
WNMG080404-MP3	0,4	0,08-0,22	0,3-2,5			☉	☉											
WNMG080408-MP3	0,8	0,12-0,32	0,6-3,2			☉	☉	☉										
WNMG080412-MP3	1,2	0,16-0,40	0,8-3,5			☉	☉	☉										
WNMG060404-MP5	0,4	0,16-0,25	0,5-4,0			☉	☉	☉										
WNMG060408-MP5	0,8	0,18-0,35	0,6-4,0			☉	☉	☉										
WNMG060412-MP5	1,2	0,20-0,40	1,0-4,0			☉	☉											
WNMG080404-MP5	0,4	0,16-0,25	0,5-4,0			☉	☉	☉										
WNMG080408-MP5	0,8	0,18-0,40	0,6-5,0			☉	☉	☉										
WNMG080412-MP5	1,2	0,20-0,45	1,0-5,0			☉	☉											
WNMG080416-MP5	1,6	0,25-0,50	1,2-5,0			☉	☉											
WNMG100608-MP5	0,8	0,25-0,40	0,8-7,0			☉	☉											
WNMG100612-MP5	1,2	0,30-0,50	1,0-7,0			☉	☉											
WNMG080404-MS3	0,4	0,12-0,25	0,6-3,0							☉	☉	☉				☉	☉	☉
WNMG080408-MS3	0,8	0,15-0,30	0,8-3,0							☉	☉	☉				☉	☉	☉
WNMG060408-MU5	0,8	0,15-0,35	0,6-3,0	☉	☉	☉				☉								☉
WNMG080404-MU5	0,4	0,15-0,30	0,5-4,0	☉	☉	☉				☉								☉
WNMG080408-MU5	0,8	0,15-0,40	0,6-5,0	☉	☉	☉				☉								☉
WNMG080412-MU5	1,2	0,20-0,50	1,0-5,0	☉	☉	☉				☉								☉
WNMG060408-MW5	0,8	0,15-0,50	0,8-3,0		☉	☉								☉				
WNMG060412-MW5	1,2	0,20-0,60	1,5-3,0		☉	☉								☉				
WNMG080408-MW5	0,8	0,20-0,65	0,8-4,0	☉	☉	☉				☉				☉	☉			
WNMG080412-MW5	1,2	0,25-0,70	1,5-4,0	☉	☉	☉				☉				☉	☉			
WNMG060408-RM5	0,8	0,20-0,40	1,2-3,5	☉						☉		☉	☉					☉
WNMG080408-RM5	0,8	0,20-0,40	1,2-4,5	☉	☉	☉				☉		☉	☉				☉	☉
WNMG080412-RM5	1,2	0,25-0,50	1,5-4,5	☉						☉		☉	☉				☉	☉



尺寸——参见按照 ISO 1832 标准的符号说明

HC = 涂层硬质合金
HE = 涂层金属陶瓷

凸三角形, 负型 80°
WNMG
Tiger-tec® Gold



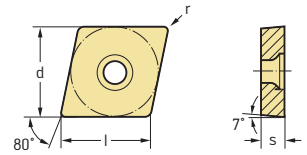
可转位刀片

订货号	r mm	f mm	a _p mm	P				M				K		S			
				HC				HC				HC		HC			
				WMP20S	WPP10G	WPP20G	WPP30G	WEP10C	WMP20S	WSM01	WSM10S	WSM20S	WSM30S	WKK10S	WKK20S	WSM01	WSM10S
 WNMG060408-RP5	0,8	0,20-0,40	0,8-4,0		☉	☉	☉										
WNMG060412-RP5	1,2	0,25-0,50	1,0-4,0		☉	☉	☉										
WNMG080408-RP5	0,8	0,20-0,40	0,8-6,0		☉	☉	☉					☉					
WNMG080412-RP5	1,2	0,25-0,60	1,0-6,0		☉	☉	☉					☉					
WNMG080416-RP5	1,6	0,35-0,70	1,6-6,0		☉	☉	☉										
WNMG100612-RP5	1,2	0,35-0,65	1,2-8,0		☉	☉	☉										
WNMG100616-RP5	1,6	0,35-0,70	1,6-8,0		☉	☉	☉										
 WNMG080408-RP7	0,8	0,18-0,40	0,8-5,0		☉	☉	☉										
WNMG080412-RP7	1,2	0,25-0,50	1,2-5,0		☉	☉	☉										
WNMG100608-RP7	0,8	0,30-0,50	0,8-6,0			☉											
WNMG100612-RP7	1,2	0,35-0,60	1,2-6,0		☉	☉	☉										
WNMG100616-RP7	1,6	0,40-0,60	1,5-6,0			☉	☉										



尺寸 —— 参见按照 ISO 1832 标准的符号说明

HC = 涂层硬质合金
HE = 涂层金属陶瓷

菱形, 正型 80° CCGT



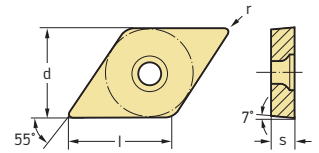
可转位刀片

	订货号	l mm	r mm	f mm	a _p mm	M	N		S
						HC	HC	HW	HC
						WSM01	WNN10	WN10	WSM01
	CCGT060201-FN2	6,45	0,1	0,02-0,06	0,1-1,5		☉		
	CCGT060202-FN2	6,45	0,2	0,05-0,12	0,2-2,0		☉	☉	
	CCGT060204-FN2	6,45	0,4	0,08-0,25	0,2-2,5		☉	☉	
	CCGT09T301-FN2	9,67	0,1	0,02-0,06	0,1-1,5		☉		
	CCGT09T302-FN2	9,67	0,2	0,05-0,12	0,2-2,0		☉	☉	
	CCGT09T304-FN2	9,67	0,4	0,08-0,25	0,2-2,5		☉	☉	
	CCGT09T308-FN2	9,67	0,8	0,10-0,30	0,3-3,0		☉	☉	
	CCGT120404-FN2	12,9	0,4	0,08-0,25	0,2-3,0		☉	☉	
	CCGT120408-FN2	12,9	0,8	0,10-0,30	0,3-3,5		☉	☉	
	CCGT060201-MN2	6,45	0,1	0,02-0,06	0,5-1,5		☉	☉	
	CCGT060202-MN2	6,45	0,2	0,05-0,12	0,5-2,0	☉	☉	☉	☉
	CCGT060204-MN2	6,45	0,4	0,08-0,25	0,6-3,0	☉	☉	☉	☉
	CCGT09T301-MN2	9,67	0,1	0,02-0,06	0,5-1,5		☉	☉	
	CCGT09T302-MN2	9,67	0,2	0,05-0,12	0,5-2,0	☉	☉	☉	☉
	CCGT09T304-MN2	9,67	0,4	0,08-0,25	0,6-4,0	☉	☉	☉	☉
	CCGT09T308-MN2	9,67	0,8	0,10-0,35	0,8-4,0	☉	☉	☉	☉
	CCGT120402-MN2	12,9	0,2	0,05-0,12	0,5-2,0		☉	☉	
	CCGT120404-MN2	12,9	0,4	0,08-0,25	0,6-5,0		☉	☉	
CCGT120408-MN2	12,9	0,8	0,10-0,35	0,8-5,0		☉	☉		



尺寸——参见按照 ISO 1832 标准的符号说明

 HC = 涂层硬质合金
 HW = 非涂层硬质合金

菱形, 正型 55° DCGT



可转位刀片

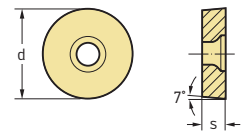
	订货号	l mm	r mm	f mm	a _p mm	M	N		S
						HC	HC	HW	HC
						WSM01	WNN10	WN10	WSM01
	DCGT070201-FN2	7,75	0,1	0,02-0,06	0,1-1,5		⊗		
	DCGT070202-FN2	7,75	0,2	0,05-0,12	0,2-2,0		⊗	⊗	
	DCGT070204-FN2	7,75	0,4	0,08-0,25	0,2-2,5		⊗	⊗	
	DCGT11T301-FN2	11,63	0,1	0,02-0,06	0,1-1,5		⊗		
	DCGT11T302-FN2	11,63	0,2	0,05-0,12	0,2-2,0		⊗	⊗	
	DCGT11T304-FN2	11,63	0,4	0,08-0,25	0,2-2,5		⊗	⊗	
	DCGT11T308-FN2	11,63	0,8	0,10-0,30	0,3-3,0		⊗	⊗	
	DCGT070201-MN2	7,75	0,1	0,02-0,06	0,5-1,5		⊗	⊗	
	DCGT070202-MN2	7,75	0,2	0,05-0,12	0,5-2,0	⊗	⊗	⊗	⊗
	DCGT070204-MN2	7,75	0,4	0,08-0,25	0,6-2,5	⊗	⊗	⊗	⊗
	DCGT11T301-MN2	11,63	0,1	0,02-0,06	0,5-1,5		⊗	⊗	
	DCGT11T302-MN2	11,63	0,2	0,05-0,12	0,5-2,0	⊗	⊗	⊗	⊗
	DCGT11T304-MN2	11,63	0,4	0,08-0,25	0,6-3,0	⊗	⊗	⊗	⊗
	DCGT11T308-MN2	11,63	0,8	0,10-0,30	0,8-3,5	⊗	⊗	⊗	⊗

尺寸 —— 参见按照 ISO 1832 标准的符号说明












HC = 涂层硬质合金
HW = 非涂层硬质合金

圆形, 正型

RCGT



可转位刀片

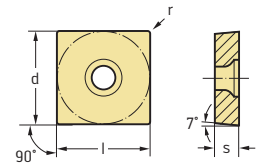
订货号	d mm	f mm	a _p mm	N	
				HC HW	WN10
	RCGT0602M0-MN2	6	0,10-0,55	0,6-2,5	 
	RCGT0803M0-MN2	8	0,12-0,60	0,7-3,0	 
	RCGT10T3M0-MN2	10	0,15-0,70	0,8-4,0	 
	RCGT120400-MN2	12,7	0,18-0,80	1,0-5,0	 
	RCGT1204M0-MN2	12	0,18-0,80	1,0-5,0	 

尺寸——参见按照 ISO 1832 标准的符号说明














 HW = 非涂层硬质合金
 HC = 涂层硬质合金

正方形, 正型

SCGT



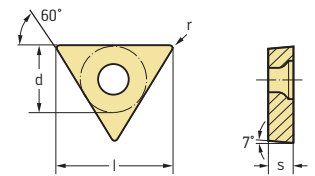
可转位刀片

订货号	l mm	r mm	f mm	a _p mm	M	N		S
					HC HW	HC HW	HC	
	SCGT09T304-MN2	9,53	0,4	0,08-0,25	0,6-4,0	   		
	SCGT09T308-MN2	9,53	0,8	0,10-0,35	0,7-4,0	   		
	SCGT120408-MN2	12,7	0,8	0,10-0,40	0,8-6,0	   		



尺寸——参见按照 ISO 1832 标准的符号说明

 HW = 非涂层硬质合金
 HC = 涂层硬质合金

三角形, 正型 60° TCGT



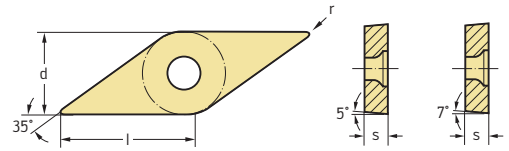
可转位刀片

订货号	l mm	r mm	f mm	a _p mm	M	N		S
					HC	HC	HW	HC
					WSM01	WNN10	WN10	WSM01
	TCGT06T101-FN2	6,87	0,1	0,02-0,06	0,1-1,5	☉	☉	
	TCGT06T102-FN2	6,87	0,2	0,05-0,12	0,2-2,0	☉	☉	
	TCGT06T104-FN2	6,87	0,4	0,08-0,25	0,2-2,5	☉	☉	☉
	TCGT090202-FN2	9,62	0,2	0,05-0,12	0,2-2,0	☉	☉	
	TCGT090204-FN2	9,62	0,4	0,08-0,25	0,2-2,5	☉	☉	☉
	TCGT110202-FN2	11	0,2	0,05-0,12	0,2-2,0	☉	☉	
	TCGT110204-FN2	11	0,4	0,08-0,25	0,2-2,5	☉	☉	☉
	TCGT16T304-FN2	16,5	0,4	0,08-0,25	0,2-2,5	☉	☉	☉
TCGT16T308-FN2	16,5	0,8	0,10-0,30	0,3-3,0	☉	☉	☉	
	TCGT110201-MN2	11	0,1	0,02-0,06	0,5-1,5	☉	☉	
	TCGT110202-MN2	11	0,2	0,05-0,12	0,6-2,0	☉	☉	☉
	TCGT110204-MN2	11	0,4	0,08-0,25	0,6-3,0	☉	☉	☉
	TCGT16T302-MN2	16,5	0,2	0,05-0,12	0,5-2,0	☉	☉	☉
	TCGT16T304-MN2	16,5	0,4	0,08-0,25	0,6-4,0	☉	☉	☉
	TCGT16T308-MN2	16,5	0,8	0,10-0,35	0,8-4,0	☉	☉	☉



尺寸——参见按照 ISO 1832 标准的符号说明

HC = 涂层硬质合金
HW = 非涂层硬质合金

菱形, 正型 35° VCGT



可转位刀片

订货号	l mm	r mm	f mm	a _p mm	M	N		S
					HC	HC	HW	HC
					WSM01	WNN10	WN10	WSM01
	VCGT110301-FN2	11,07	0,1	0,02-0,06	0,1-1,5	☉	☉	
	VCGT110302-FN2	11,07	0,2	0,05-0,12	0,2-2,0	☉	☉	
	VCGT110304-FN2	11,07	0,4	0,08-0,25	0,2-2,5	☉	☉	
	VCGT160402-FN2	16,61	0,2	0,05-0,12	0,2-2,0	☉	☉	
	VCGT160404-FN2	16,61	0,4	0,08-0,25	0,2-2,5	☉	☉	
	VCGT160408-FN2	16,61	0,8	0,10-0,30	0,3-3,0	☉	☉	
	VCGT110301-MN2	11,07	0,1	0,02-0,06	0,5-1,5	☉	☉	
	VCGT110302-MN2	11,07	0,2	0,05-0,12	0,5-2,0	☉	☉	
	VCGT110304-MN2	11,07	0,4	0,08-0,25	0,6-2,5	☉	☉	
	VCGT110308-MN2	11,07	0,8	0,10-0,35	0,8-3,0	☉	☉	
	VCGT130301-MN2	13,1	0,1	0,02-0,06	0,5-1,5	☉	☉	
	VCGT130302-MN2	13,1	0,2	0,05-0,12	0,5-2,0	☉	☉	
	VCGT130304-MN2	13,1	0,4	0,08-0,25	0,6-3,0	☉	☉	
	VCGT160404-MN2	16,61	0,4	0,08-0,25	0,6-3,5	☉	☉	☉
	VCGT160408-MN2	16,61	0,8	0,10-0,35	0,8-3,5	☉	☉	☉
	VCGT160412-MN2	16,61	1,2	0,10-0,45	1,0-3,5	☉	☉	☉

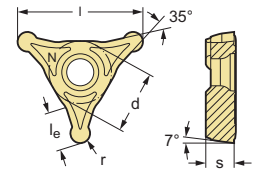
尺寸 —— 参见按照 ISO 1832 标准的符号说明

HC = 涂层硬质合金
HW = 非涂层硬质合金

仿形车削系统可转位刀片

WL...-RC...

Tiger-tec® Gold



可转位刀片

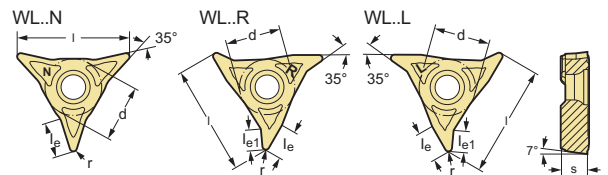
订货号	r mm	l mm	le mm	f mm	ap mm	P		M		S	
						HC	HC	HC	HC		
	WL25-RC0420N-MU6	2	25	7,2	0,12-0,40	0,5-2,0	WPP20S	WSM20S	WSM30S	WSM20S	WSM30S
	WL25-RC0525N-MU6	2,5	25	6,9	0,12-0,45	0,5-2,5	WPP20S	WSM20S	WSM30S	WSM20S	WSM30S

HC = 涂层硬质合金

仿形车削系统可转位刀片

WL...-VC...

Tiger-tec® Gold



可转位刀片

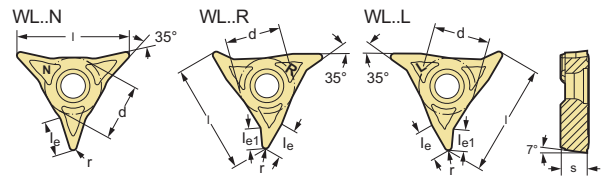
订货号	r mm	l mm	le mm	le1 mm	f mm	ap mm	P		M		S	
							HC	HC	HC	HC		
	WL25-VC0704L-FM4	0,4	25	6,2	3,9	0,05-0,20	0,1-2,0	WPP10S	WPP20S	WMP20S	WSM10S	WSM20S
	WL25-VC0708L-FM4	0,8	25	6,6	4,6	0,08-0,25	0,2-2,0	WPP10S	WPP20S	WMP20S	WSM10S	WSM20S
	WL25-VC0704L-FP4	0,4	25	6,2	3,9	0,05-0,20	0,1-2,0	WPP10S	WPP20S			
	WL25-VC0708L-FP4	0,8	25	6,6	4,6	0,08-0,25	0,2-2,0	WPP10S	WPP20S			
	WL25-VC0704L-MM4	0,4	25	6,2	3,9	0,08-0,25	0,4-2,5			WMP20S	WSM10S	WSM20S
	WL25-VC0708L-MM4	0,8	25	6,6	4,6	0,12-0,32	0,5-2,5			WMP20S	WSM10S	WSM20S
	WL25-VC0704L-MP4	0,4	25	6,2	3,9	0,08-0,25	0,4-2,5	WPP10S	WPP20S			
	WL25-VC0708L-MP4	0,8	25	6,6	4,6	0,12-0,32	0,5-2,5	WPP10S	WPP20S			
	WL25-VC0702N-FM4	0,2	25	6		0,04-0,15	0,1-2,0				WSM10S	WSM20S
	WL25-VC0704N-FM4	0,4	25	6,3		0,05-0,20	0,1-2,0				WSM10S	WSM20S
	WL25-VC0708N-FM4	0,8	25	7,1		0,08-0,25	0,2-2,0				WSM10S	WSM20S
	WL25-VC0704N-FP4	0,4	25	6,3		0,05-0,20	0,1-2,0	WPP10S	WPP20S			
	WL25-VC0708N-FP4	0,8	25	7,1		0,08-0,25	0,2-2,0	WPP10S	WPP20S			

HC = 涂层硬质合金

仿形车削系统可转位刀片

WL...-VC...


Tiger-tec® Gold



可转位刀片

订货号	r mm	l mm	le mm	le1 mm	f mm	ap mm	P		M			S	
							HC	HC	HC	HC	HC	HC	
							WPP10S	WPP20S	WMP20S	WSM10S	WSM20S	WSM10S	WSM20S
	WL25-VC0704N-MM4	0,4	25	6,3		0,08-0,25	0,4-2,5			☺	☺	☺	☺
	WL25-VC0708N-MM4	0,8	25	7,1		0,12-0,32	0,5-2,5			☺	☺	☺	☺
	WL25-VC0712N-MM4	1,2	25	7,4		0,12-0,35	0,5-2,5			☺	☺	☺	☺
	WL25-VC0716N-MM4	1,6	25	8,7		0,12-0,40	0,5-2,5			☺	☺	☺	☺
	WL25-VC0704N-MP4	0,4	25	6,3		0,08-0,25	0,4-2,5	☺	☺				
	WL25-VC0708N-MP4	0,8	25	7,1		0,12-0,32	0,5-2,5	☺	☺				
	WL25-VC0712N-MP4	1,2	25	7,4		0,12-0,35	0,5-2,5	☺	☺				
	WL25-VC0716N-MP4	1,6	25	8,7		0,12-0,40	0,5-2,5	☺	☺				
	WL25-VC0704R-FM4	0,4	25	6,2	3,9	0,05-0,20	0,1-2,0			☺	☺	☺	☺
	WL25-VC0708R-FM4	0,8	25	6,6	4,6	0,08-0,25	0,2-2,0			☺	☺	☺	☺
	WL25-VC0704R-FP4	0,4	25	6,2	3,9	0,05-0,20	0,1-2,0	☺	☺				
	WL25-VC0708R-FP4	0,8	25	6,6	4,6	0,08-0,25	0,2-2,0	☺	☺				
	WL25-VC0704R-MM4	0,4	25	6,2	3,9	0,08-0,25	0,4-2,5			☺	☺		☺
	WL25-VC0708R-MM4	0,8	25	6,6	4,6	0,12-0,32	0,5-2,5			☺	☺		☺
	WL25-VC0704R-MP4	0,4	25	6,2	3,9	0,08-0,25	0,4-2,5	☺	☺				
	WL25-VC0708R-MP4	0,8	25	6,6	4,6	0,12-0,32	0,5-2,5	☺	☺				

HC = 涂层硬质合金



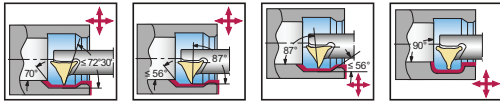
镗刀杆 —— 仿形车削系统

W1210

Walter Turn



- 带双重内冷
- 用于盲孔加工的附加冷却液孔






刀具


	订货号		D_{min} mm	d_1 mm	f mm	h mm	l_1 mm	l_4 mm	l_{20} mm	X_1 mm	γ	λ_s	型号	
带压紧面的圆柱削平柄 	★ W1210-25TR-WL25		25	34	25	20	23	300	30	310	10	-1,5°	-4,8°	WL25..
	★ W1210-32TR-WL25		25	44	32	27	30	300	31	310	13,5	-1,5°	-4,8°	
	★ W1210-40TR-WL25		25	52	40	31	37	300	35	310	13,5	-1,5°	-4,8°	
带压紧面的圆柱削平柄 	★ W1210-25TL-WL25		25	34	25	20	23	300	30	310	10	-1,5°	-4,8°	WL25..
	★ W1210-32TL-WL25		25	44	32	27	30	300	31	310	13,5	-1,5°	-4,8°	
	★ W1210-40TL-WL25		25	52	40	31	37	300	35	310	13,5	-1,5°	-4,8°	

建议的最大冷却液压力为 80 bar (1160 psi)
刀杆和备件包括在供货范围内





备件

型号	WL25..
 可转位刀片夹紧螺钉 锁紧扭矩	FS1495 (T20IP) 5 Nm
 螺纹销	FS2082 (T6IP)
 旗形扳手	FS1464 (T20IP)

附件

型号 D _{min} [mm]	WL25.. 34	WL25.. 44	WL25.. 52
 冷却液密封适配器	CN3000-25-8.5	CN3000-32-8.5	CN3000-40-11.5

可转位刀片


订货号	r mm	l _e mm	f mm	a _p mm	P			M			K		S		
					HC			HC			HC		HC		
					WPP10G	WPP10S	WPP20G	WPP20S	WSM20S	WSM30S	WMP20S	WMP20S	WSM10S	WSM20S	WSM30S
 WL25-RC0420N-MU6 WL25-RC0525N-MU6	2	7,2	0,12-0,40	0,5-2,0											
	2,5	6,9	0,12-0,45	0,5-2,5											
 WL25-VC0702N-FM4 WL25-VC0704N-FM4 WL25-VC0704N-FP4 WL25-VC0704N-MM4 WL25-VC0704N-MP4 WL25-VC0708N-FM4 WL25-VC0708N-FP4 WL25-VC0708N-MM4 WL25-VC0708N-MP4 WL25-VC0712N-MM4 WL25-VC0712N-MP4 WL25-VC0716N-MM4 WL25-VC0716N-MP4	0,2	6	0,04-0,15	0,1-2,0											
	0,4	6,3	0,05-0,20	0,1-2,0											
	0,4	6,3	0,05-0,20	0,1-2,0											
	0,4	6,3	0,08-0,25	0,4-2,5											
	0,4	6,3	0,08-0,25	0,4-2,5											
	0,8	7,1	0,08-0,25	0,2-2,0											
	0,8	7,1	0,08-0,25	0,2-2,0											
	0,8	7,1	0,12-0,32	0,5-2,5											
	0,8	7,1	0,12-0,32	0,5-2,5											
	1,2	7,4	0,12-0,35	0,5-2,5											
	1,2	7,4	0,12-0,35	0,5-2,5											
1,6	8,7	0,12-0,40	0,5-2,5												
1,6	8,7	0,12-0,40	0,5-2,5												
 WL25-VC0704L-FM4 WL25-VC0704L-FP4 WL25-VC0704L-MM4 WL25-VC0704L-MP4 WL25-VC0708L-FM4 WL25-VC0708L-FP4 WL25-VC0708L-MM4 WL25-VC0708L-MP4	0,4	6,2	0,05-0,20	0,1-2,0											
	0,4	6,2	0,05-0,20	0,1-2,0											
	0,4	6,2	0,08-0,25	0,4-2,5											
	0,4	6,2	0,08-0,25	0,4-2,5											
	0,8	6,6	0,08-0,25	0,2-2,0											
 WL25-VC0704R-FM4 WL25-VC0704R-FP4 WL25-VC0704R-MM4 WL25-VC0704R-MP4 WL25-VC0708R-FM4 WL25-VC0708R-FP4 WL25-VC0708R-MM4 WL25-VC0708R-MP4	0,4	6,2	0,05-0,20	0,1-2,0											
	0,4	6,2	0,05-0,20	0,1-2,0											
	0,4	6,2	0,08-0,25	0,4-2,5											
	0,4	6,2	0,08-0,25	0,4-2,5											
	0,8	6,6	0,08-0,25	0,2-2,0											
	0,8	6,6	0,08-0,25	0,2-2,0											
	0,8	6,6	0,12-0,32	0,5-2,5											
	0,8	6,6	0,12-0,32	0,5-2,5											

HC = 涂层硬质合金

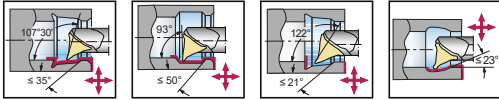
镗刀杆 —— 仿形车削系统

W1211

Walter Turn



- 带双重内冷
- 用于盲孔加工的附加冷却液孔



刀具	订货号		D _{min} mm	d ₁ mm	f mm	h mm	l ₁ mm	l ₄ mm	X ₁ mm	γ	λ _s	型号
带压紧面的圆柱削平柄 	★ W1211-25TR-WL25	25	32	25	17	23	300	35	7	-1,3°	-7,5°	WL25..
	★ W1211-32TR-WL25	25	40	32	23	30	300	45	9,5	-1,3°	-7,5°	
	★ W1211-40TR-WL25	25	50	40	27,5	37	300	54	10	-1,3°	-7,5°	
带压紧面的圆柱削平柄 	★ W1211-25TL-WL25	25	32	25	17	23	300	35	7	-1,3°	-7,5°	WL25..
	★ W1211-32TL-WL25	25	40	32	23	30	300	45	9,5	-1,3°	-7,5°	
	★ W1211-40TL-WL25	25	50	40	27,5	37	300	54	10	-1,3°	-7,5°	

建议的最大冷却液压力为 80 bar (1160 psi)
刀杆和备件包括在供货范围内

备件

型号	WL25..
可转位刀片夹紧螺钉 锁紧扭矩	FS1495 (T20IP) 5 Nm
螺纹销	FS2082 (T6IP)
旗形扳手	FS1464 (T20IP)

附件

型号 D _{min} [mm]	WL25.. 32	WL25.. 40	WL25.. 50
冷却液密封适配器	CN3000-25-8.5	CN3000-32-8.5	CN3000-40-11.5

可转位刀片

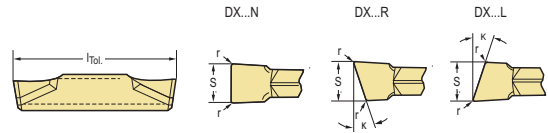
订货号	r mm	l _e mm	f mm	a _p mm	P						M			K		S					
					HC						HC			HC	HC						
					WPP10G	WPP10S	WPP20G	WPP20S	WSM20S	WSM30S	WMP20S	WSM10S	WSM20S	WSM30S	WPP20S	WMP20S	WSM10S	WSM20S	WSM30S		
WL25-RC0420N-MU6	2	7,2	0,12-0,40	0,5-2,0																	
	WL25-RC0525N-MU6	2,5	6,9	0,12-0,45	0,5-2,5																
WL25-VC0702N-FM4	0,2	6	0,04-0,15	0,1-2,0																	
	WL25-VC0704N-FM4	0,4	6,3	0,05-0,20	0,1-2,0																
	WL25-VC0704N-FP4	0,4	6,3	0,05-0,20	0,1-2,0																
	WL25-VC0704N-MM4	0,4	6,3	0,08-0,25	0,4-2,5																
	WL25-VC0704N-MP4	0,4	6,3	0,08-0,25	0,4-2,5																
	WL25-VC0708N-FM4	0,8	7,1	0,08-0,25	0,2-2,0																
	WL25-VC0708N-FP4	0,8	7,1	0,08-0,25	0,2-2,0																
	WL25-VC0708N-MM4	0,8	7,1	0,12-0,32	0,5-2,5																
	WL25-VC0708N-MP4	0,8	7,1	0,12-0,32	0,5-2,5																
	WL25-VC0712N-MM4	1,2	7,4	0,12-0,35	0,5-2,5																
	WL25-VC0712N-MP4	1,2	7,4	0,12-0,35	0,5-2,5																
	WL25-VC0716N-MM4	1,6	8,7	0,12-0,40	0,5-2,5																
WL25-VC0716N-MP4	1,6	8,7	0,12-0,40	0,5-2,5																	
WL25-VC0704L-FM4	0,4	6,2	0,05-0,20	0,1-2,0																	
	WL25-VC0704L-FP4	0,4	6,2	0,05-0,20	0,1-2,0																
	WL25-VC0704L-MM4	0,4	6,2	0,08-0,25	0,4-2,5																
	WL25-VC0704L-MP4	0,4	6,2	0,08-0,25	0,4-2,5																
	WL25-VC0708L-FM4	0,8	6,6	0,08-0,25	0,2-2,0																
WL25-VC0708L-FP4	0,8	6,6	0,08-0,25	0,2-2,0																	
	WL25-VC0708L-MM4	0,8	6,6	0,12-0,32	0,5-2,5																
	WL25-VC0708L-MP4	0,8	6,6	0,12-0,32	0,5-2,5																
	WL25-VC0704R-FM4	0,4	6,2	0,05-0,20	0,1-2,0																
	WL25-VC0704R-FP4	0,4	6,2	0,05-0,20	0,1-2,0																
WL25-VC0704R-MM4	0,4	6,2	0,08-0,25	0,4-2,5																	
	WL25-VC0704R-MP4	0,4	6,2	0,08-0,25	0,4-2,5																
	WL25-VC0708R-FM4	0,8	6,6	0,08-0,25	0,2-2,0																
	WL25-VC0708R-FP4	0,8	6,6	0,08-0,25	0,2-2,0																
	WL25-VC0708R-MM4	0,8	6,6	0,12-0,32	0,5-2,5																
	WL25-VC0708R-MP4	0,8	6,6	0,12-0,32	0,5-2,5																

HC = 涂层硬质合金

切槽和切断 —— 切削刀片

DX

Tiger-tec® Silver



切削刀片

订货号	s mm	r mm	l mm	f mm	S _{Tol} mm	l _{Tol} mm	P				M		N		S		HF
							HC				HC		HF	HC		HF	
							WKP235	WSM235	WSM335	WSM435	WSM235	WSM335	WSM435	WN13	WSM235		
DX18-1E120N01-CE4	1,2	0,15	18	0,04-0,13	±0,05	±0,15											
DX18-1E150N01-CE4	1,5	0,15	18	0,03-0,12	±0,05	±0,15											
DX18-2E200N02-CE4	2	0,2	18	0,06-0,17	±0,05	±0,15											
DX18-2E250N02-CE4	2,5	0,2	18	0,07-0,21	±0,05	±0,15											
DX18-3E300N02-CE4	3	0,2	18	0,09-0,33	±0,05	±0,15											
DX18-1E100N01-CF5	1	0,1	18	0,03-0,10	±0,05	±0,15											
DX18-1E150N01-CF5	1,5	0,15	18	0,03-0,12	±0,05	±0,15											
DX18-2E200N00-CF5	2	0	18	0,03-0,12	±0,05	±0,15											
DX18-2E200N02-CF5	2	0,2	18	0,04-0,14	±0,05	±0,15											
DX18-2E250N02-CF5	2,5	0,2	18	0,05-0,18	±0,05	±0,15											
DX18-3E300N02-CF5	3	0,2	18	0,08-0,23	±0,05	±0,15											
DX18-1E100N01-CF6	1	0,1	18	0,03-0,08	±0,05	±0,15											
DX18-1E150N01-CF6	1,5	0,15	18	0,03-0,12	±0,05	±0,15											
DX18-2E200N02-CF6	2	0,2	18	0,03-0,14	±0,05	±0,15											
DX18-2E250N02-CF6	2,5	0,2	18	0,03-0,18	±0,05	±0,15											
DX18-3E300N02-CF6	3	0,2	18	0,04-0,23	±0,05	±0,15											
DX18-2E200N02-GD3	2	0,2	18	0,04-0,15	±0,05	±0,15											
DX18-2E250N02-GD3	2,5	0,2	18	0,04-0,17	±0,05	±0,15											
DX18-3E300N03-GD3	3	0,3	18	0,06-0,21	±0,05	±0,15											
DX18-4E400N04-GD3	4	0,4	18,5	0,10-0,23	±0,05	±0,15											
DX18-2E200N02-GD6	2	0,2	18	0,04-0,14	±0,05	±0,15											
DX18-2E250N02-GD6	2,5	0,2	18	0,06-0,20	±0,05	±0,15											
DX18-3E300N03-GD6	3	0,3	18	0,08-0,21	±0,05	±0,15											
DX18-4E400N04-GD6	4	0,4	18,5	0,10-0,25	±0,05	±0,15											
DX18-2E200L6-CE4	2	0,2	18	0,04-0,12	±0,05	±0,15											
DX18-2E250L6-CE4	2,5	0,2	18	0,05-0,15	±0,05	±0,15											
DX18-3E300L6-CE4	3	0,2	18	0,09-0,27	±0,05	±0,15											
DX18-1E150L10-CF5	1,5	0	18	0,03-0,06	±0,05	±0,15											
DX18-2E200L6-CF5	2	0,2	18	0,03-0,12	±0,05	±0,15											
DX18-2E200L7-CF5	2	0	18	0,03-0,12	±0,05	±0,15											
DX18-2E200L15-CF5	2	0	18	0,03-0,12	±0,05	±0,15											
DX18-2E250L6-CF5	2,5	0,2	18	0,03-0,15	±0,05	±0,15											
DX18-3E300L6-CF5	3	0,2	18	0,04-0,19	±0,05	±0,15											
DX18-3E300L7-CF5	3	0	18,8	0,04-0,16	±0,05	±0,15											
DX18-3E300L15-CF5	3	0	18,8	0,04-0,16	±0,05	±0,15											
DX18-1E150L10-CF6	1,5	0	18	0,03-0,10	±0,05	±0,15											
DX18-2E200L6-CF6	2	0,2	18	0,03-0,12	±0,05	±0,15											
DX18-2E200L15-CF6	2	0	18,3	0,03-0,13	±0,05	±0,15											
DX18-2E250L6-CF6	2,5	0,2	18	0,03-0,15	±0,05	±0,15											
DX18-3E300L6-CF6	3	0,2	18	0,04-0,19	±0,05	±0,15											
DX18-2E200L7-CK8	2	0	18	0,04-0,10	±0,05	±0,15											
DX18-1E150N01-CK8	1,5	0,15	18	0,04-0,10	±0,05	±0,15											
DX18-2E200N02-CK8	2	0,2	18	0,04-0,12	±0,05	±0,15											

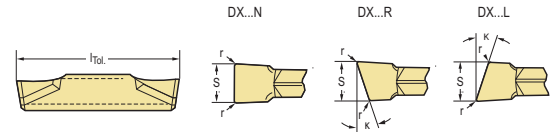
 l_{Tol} = 更换同一批次可转位刀片时的重复定位精度
 半径公差 r_{Tol} = ±0.05 mm

 HC = 涂层硬质合金
 HF = 无涂层超细晶粒硬质合金

切槽和切断 —— 切削刀片

DX

Tiger-tec® Silver



A2

切削刀片

订货号	s mm	r mm	l mm	f mm	S _{Tol} mm	l _{Tol} mm	P			M			N		S			
							HC			HC			HF		HC			HF
							WKP23S	WSM23S	WSM33S	WSM43S	WSM23S	WSM33S	WSM43S	WN13	WSM23S	WSM33S	WSM43S	WN13
DX18-2E200R6-CE4	2	0,2	18	0,04-0,12	±0,05	±0,15		⊗	⊗		⊗	⊗			⊗	⊗		
DX18-2E250R6-CE4	2,5	0,2	18	0,05-0,15	±0,05	±0,15		⊗			⊗				⊗			
DX18-3E300R6-CE4	3	0,2	18	0,09-0,27	±0,05	±0,15		⊗	⊗		⊗	⊗			⊗	⊗		
DX18-1E150R10-CF5	1,5	0	18	0,03-0,06	±0,05	±0,15		⊗			⊗				⊗			
DX18-2E200R6-CF5	2	0,2	18	0,03-0,12	±0,05	±0,15		⊗	⊗		⊗	⊗			⊗	⊗		
DX18-2E200R7-CF5	2	0	18	0,03-0,12	±0,05	±0,15		⊗		⊗			⊗		⊗			
DX18-2E200R15-CF5	2	0	18	0,03-0,12	±0,05	±0,15		⊗			⊗				⊗			
DX18-2E250R6-CF5	2,5	0,2	18	0,03-0,15	±0,05	±0,15		⊗			⊗				⊗			
DX18-3E300R6-CF5	3	0,2	18	0,04-0,19	±0,05	±0,15		⊗			⊗				⊗			
DX18-3E300R7-CF5	3	0	18,8	0,04-0,16	±0,05	±0,15		⊗			⊗				⊗			
DX18-3E300R15-CF5	3	0	18,8	0,04-0,16	±0,05	±0,15		⊗			⊗				⊗			
DX18-1E150R10-CF6	1,5	0	18	0,03-0,10	±0,05	±0,15		⊗			⊗				⊗			
DX18-2E200R6-CF6	2	0,2	18	0,03-0,12	±0,05	±0,15		⊗	⊗		⊗	⊗			⊗	⊗		
DX18-2E200R15-CF6	2	0	18,3	0,03-0,13	±0,05	±0,15		⊗			⊗				⊗			
DX18-2E250R6-CF6	2,5	0,2	18	0,03-0,15	±0,05	±0,15		⊗			⊗				⊗			
DX18-3E300R6-CF6	3	0,2	18	0,04-0,19	±0,05	±0,15		⊗			⊗				⊗			
DX18-2E200R7-CK8	2	0	18	0,04-0,10	±0,05	±0,15							⊗				⊗	
DX18-3F300N02-CE4	3	0,2	18	0,09-0,33	±0,05	±0,15			⊗		⊗				⊗			
DX18-3F300N02-CF5	3	0,2	18	0,08-0,23	±0,05	±0,15			⊗		⊗				⊗			

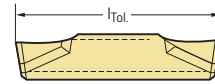
l_{Tol} = 更换同一批次可转位刀片时的重复定位精度
半径公差 r_{Tol} = ±0.05 mm

HC = 涂层硬质合金
HF = 无涂层超细晶粒硬质合金

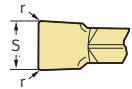
切槽和槽车削 —— 切削刀片

DX

Tiger-tec® Silver



DX...N



切削刀片

订货号	s mm	r mm	l mm	f mm	a _p mm	S _{Tol} mm	l _{Tol} mm	P			M			K			S		
								HC			HC			HC			HC		
								WKP235	WSM235	WSM335	WSM435	WKP235	WSM235	WSM335	WSM435	WKP135	WKP235	WKP335	WSM235
DX18-2E200N02-UF7	2	0,2	18	0,05-0,22	0,3-1,2	±0,05	±0,15	☺	☺		☺	☺					☺	☺	
DX18-3E300N02-UF7	3	0,2	18	0,07-0,24	0,4-1,5	±0,05	±0,15	☺	☺		☺	☺					☺	☺	
DX18-4E400N02-UF7	4	0,2	18	0,09-0,30	0,3-2,2	±0,05	±0,15	☺			☺						☺		
DX18-1E160N01-UF8	1,6	0,1	18	0,05-0,17	0,3-1,0	±0,02	±0,15	☺			☺						☺		
DX18-1E170N01-UF8	1,7	0,1	18	0,05-0,17	0,3-1,0	±0,02	±0,15	☺			☺						☺		
DX18-1E185N01-UF8	1,85	0,1	18	0,05-0,22	0,3-1,0	±0,02	±0,15	☺			☺						☺		
DX18-1E196N01-UF8	1,96	0,1	18	0,05-0,22	0,3-1,2	±0,02	±0,15	☺			☺						☺		
DX18-2E225N01-UF8	2,25	0,1	18	0,05-0,22	0,3-1,3	±0,02	±0,15	☺			☺						☺		
DX18-2E275N01-UF8	2,75	0,1	18	0,06-0,22	0,3-1,3	±0,02	±0,15	☺			☺						☺		
DX18-3E318N02-UF8	3,18	0,2	18	0,07-0,24	0,4-1,5	±0,02	±0,15	☺			☺						☺		
DX18-3E325N01-UF8	3,25	0,1	18	0,07-0,24	0,4-1,6	±0,02	±0,15	☺			☺						☺		
DX18-4E400N04-UF8	4	0,4	18	0,09-0,30	0,5-2,2	±0,02	±0,15	☺			☺						☺		
DX18-4E425N02-UF8	4,25	0,2	18	0,09-0,30	0,5-2,2	±0,02	±0,15	☺			☺						☺		
DX18-2E200N02-UA4	2	0,2	18	0,08-0,18	0,3-1,2	±0,05	±0,15							☺					
DX18-3E300N03-UA4	3	0,3	18	0,10-0,25	0,4-2,0	±0,05	±0,15							☺	☺				
DX18-4E400N04-UA4	4	0,4	18,5	0,10-0,38	0,5-2,8	±0,05	±0,15							☺	☺				
DX18-4E400N08-UA4	4	0,8	18,5	0,10-0,38	0,9-2,8	±0,05	±0,15							☺	☺				
DX18-2E200N02-UD4	2	0,2	18	0,10-0,18	0,3-1,2	±0,05	±0,15	☺	☺		☺						☺		
DX18-3E300N03-UD4	3	0,3	18	0,10-0,23	0,4-2,0	±0,05	±0,15	☺	☺		☺						☺		
DX18-4E400N04-UD4	4	0,4	18,5	0,10-0,33	0,5-2,8	±0,05	±0,15	☺	☺		☺						☺		
DX18-4E400N08-UD4	4	0,8	18,5	0,10-0,33	0,9-2,8	±0,05	±0,15	☺	☺		☺						☺		
DX18-2E200N02-UF4	2	0,2	18	0,10-0,18	0,3-1,2	±0,05	±0,15	☺	☺	☺	☺	☺	☺	☺			☺	☺	
DX18-2E250N02-UF4	2,5	0,2	18	0,10-0,21	0,3-1,3	±0,05	±0,15	☺	☺	☺	☺	☺	☺	☺			☺	☺	
DX18-3E300N03-UF4	3	0,3	18	0,10-0,23	0,4-2,0	±0,05	±0,15	☺	☺	☺	☺	☺	☺	☺			☺	☺	
DX18-4E400N02-UF4	4	0,2	18,5	0,10-0,33	0,3-2,8	±0,05	±0,15			☺							☺		
DX18-4E400N04-UF4	4	0,4	18,5	0,10-0,33	0,5-2,8	±0,05	±0,15	☺	☺	☺	☺	☺	☺	☺			☺	☺	
DX18-4E400N08-UF4	4	0,8	18,5	0,10-0,33	0,9-2,8	±0,05	±0,15	☺	☺		☺						☺		

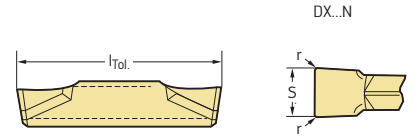
 l_{Tol} = 更换同一批次可转位刀片时的重复定位精度
 半径公差 r_{Tol} = ±0.05 mm

HC = 涂层硬质合金

切槽和槽车削 —— 切削刀片

DX

Tiger-tec® Silver



A2

切削刀片

订货号	s mm	r mm	l mm	f mm	a _p mm	S _{Tol} mm	l _{Tol} mm	P			M			K			S					
								HC			HC			HC			HC					
								WKP23S	WSM23S	WSM33S	WSM43S	WSP23S	WSM23S	WSM33S	WSM43S	WKP13S	WKP23S	WKP33S	WSM23S	WSM33S	WSM43S	
DX18-4F400N04-UF4	4	0,4	18,5	0,10-0,33	0,5-2,8	±0,05	±0,15		☉				☉							☉		

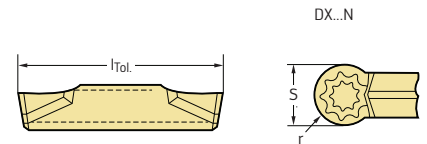
l_{Tol} = 更换同一批次可转位刀片时的重复定位精度
半径公差 r_{Tol} = ±0.05 mm

HC = 涂层硬质合金

切槽和仿形车削 —— 切削刀片

DX

Tiger-tec® Silver



切削刀片

订货号	s mm	r mm	l mm	f mm	a _p mm	S _{Tol} mm	l _{Tol} mm	P			M			K			S					
								HC			HC			HC			HC					
								WKP23S	WSM13S	WSM23S	WSM33S	WSM13S	WSM23S	WSM33S	WKP23S	WSM13S	WSM23S	WSM33S				
DX18-2E200N10-RD4	2	1	18,3	0,08-0,28	0,2-1,0	±0,05	±0,15	☉														
DX18-3E300N15-RD4	3	1,5	18,3	0,10-0,38	0,5-1,5	±0,05	±0,15		☉	☉			☉	☉					☉	☉		
DX18-2E200N10-RF7	2	1	18,3	0,08-0,26	0,1-1,0	±0,05	±0,15		☉	☉			☉	☉					☉	☉		
DX18-3E300N15-RF7	3	1,5	18,3	0,10-0,33	0,1-1,5	±0,05	±0,15		☉	☉			☉	☉					☉	☉		
DX18-4E400N20-RF7	4	2	18,5	0,12-0,48	0,1-2,0	±0,05	±0,15			☉			☉						☉			


l_{Tol} = 更换同一批次可转位刀片时的重复定位精度
半径公差 r_{Tol} = ±0.05 mm

HC = 涂层硬质合金

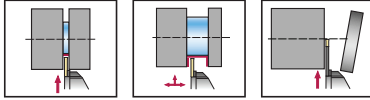
方刀杆 —— 外圆切槽

 G4014 mm

Walter Cut



- 侧面螺钉锁紧




刀具	订货号	s mm	D _{max} mm	b mm	h = h ₁ mm	f ₁ mm	l ₁ mm	h ₄ mm	l ₄ mm	s ₁ mm	型号	
方形刀杆 	★ G4014-1010R-1T12DX18	1	25	10	10	9,6	110	4	23	0,8	DX18-1E1 ..	
	★ G4014-1212R-1T12DX18		25	12	12	11,6	110	3	22,3	0,8		
	G4014-1010R-1.5T10DX18	1,5	20	10	10	9,4	110	4	22	1,2	DX18-1E1.5 ..	
	G4014-1212R-1.5T12DX18		25	12	12	11,4	110	3	22,3	1,2		
	G4014-1616R-1.5T12DX18	2	25	16	16	15,4	120	4	24	1,2		
	G4014-1010R-2T10DX18		20	10	10	9,2	110	4	22	1,6	DX18-2E2 ..	
	G4014-1212R-2T12DX18	2	25	12	12	11,2	110	3	22,3	1,6		
	G4014-1616R-2T12DX18		25	16	16	15,2	120	4	24	1,6		
	★ G4014-1616R-2T17DX18	2	35	16	16	15,2	120	4	30	1,6		
	★ G4014-2020R-2T17DX18		35	20	20	19,2	120	3	30	1,6		
	G4014-1212R-3T12DX18	3	25	12	12	10,8	110	3	22,3	2,4	DX18-3E3 ..	
	G4014-1616R-3T17DX18		35	16	16	14,8	120	4	30	2,4	DX18-3F3 ..	
G4014-2020R-3T17DX18	35		20	20	18,8	120	3	30	2,4			
方形刀杆 	★ G4014-1010L-1T12DX18	1	25	10	10	9,6	110	4	23	0,8	DX18-1E1 ..	
	G4014-1010L-1.5T10DX18		1,5	20	10	10	9,4	110	4	22	1,2	DX18-1E1.5 ..
	G4014-1212L-1.5T12DX18	1,5		25	12	12	11,4	110	3	22,3	1,2	
	G4014-1616L-1.5T12DX18		2	25	16	16	15,4	120	4	24	1,2	
	G4014-1010L-2T10DX18	2		20	10	10	9,2	110	4	22	1,6	DX18-2E2 ..
	G4014-1212L-2T12DX18		2	25	12	12	11,2	110	3	22,3	1,6	
	G4014-1616L-2T12DX18	2		25	16	16	15,2	120	4	24	1,6	
	★ G4014-1616L-2T17DX18		2	35	16	16	15,2	120	4	30	1,6	
	★ G4014-2020L-2T17DX18	2		35	20	20	19,2	120	3	30	1,6	
	G4014-1212L-3T12DX18		3	25	12	12	10,8	110	3	22,3	2,4	DX18-3E3 ..
	G4014-1616L-3T17DX18	3		35	16	16	14,8	120	4	30	2,4	DX18-3F3 ..
	G4014-2020L-3T17DX18			3	35	20	20	18,8	120	3	30	2,4

$$f = f_1 + s/2$$


刀杆和备件包括在供货范围内

备件	h = h ₁ [mm]	10-12	16-20
	切槽刀片夹紧螺栓	FS2586 (T15IP) 2 Nm	FS2585 (T15IP) 3 Nm
	螺旋塞	FS2589	FS2589
	旗形扳手	FS1465 (T15IP)	FS1465 (T15IP)

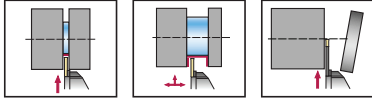
附件	h = h ₁ [mm]	10-20
	扭矩螺丝刀, 模拟型	FS2003
	可换刀头	FS2014 (T15IP)



方刀杆 —— 外圆切槽

 G4014...-P mm
Walter Cut


- 侧面螺钉锁紧
- 精密内冷


刀具

		s	D _{max}	b	h = h ₁	f ₁	l ₁	h ₄	l ₄	s ₁	型号
		mm	mm	mm	mm	mm	mm	mm	mm	mm	
方形刀杆 	订货号										
	G4014-1212R-2T12DX18-P	2	25	12	12	11,2	110	3	22,3	1,6	DX18-2E2 ..
	G4014-1212R-2.5T12DX18-P	2,5	25	12	12	11	110	3	22,3	2,1	DX18-2E2.5 ..
	G4014-1212R-3T12DX18-P	3	25	12	12	10,8	110	3	22,3	2,4	DX18-3E3 .. DX18-3F3 ..
方形刀杆 	订货号										
	G4014-1212L-2T12DX18-P	2	25	12	12	11,2	110	3	22,3	1,6	DX18-2E2 ..
	G4014-1212L-2.5T12DX18-P	2,5	25	12	12	11	110	3	22,3	2,1	DX18-2E2.5 ..
	G4014-1212L-3T12DX18-P	3	25	12	12	10,8	110	3	22,3	2,4	DX18-3E3 .. DX18-3F3 ..

$$f = f_1 + s/2$$

建议的最大冷却液压力为 150 bar (2175 psi)

刀杆和备件包括在供货范围内




备件

		h = h ₁ [mm]	12
	切槽刀片夹紧螺栓		FS2586 (T15IP) 2 Nm
	螺旋塞		FS2589
	螺纹销 M8X1		FS2587 (SW 4)
	旗形扳手		FS1465 (T15IP)

附件

		h = h ₁ [mm]	12
	扭矩螺丝刀, 模拟型		FS2003
	可换刀头		FS2014 (T15IP)

附件


	$h = h_1$ [mm]	12
	角度接头 M8x1	FS2596
	连接元件 M8x1	FS2597
	铜密封件	FS2598

A2

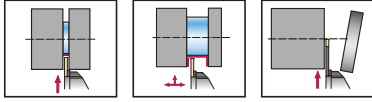
方刀杆 —— 外圆切槽

 G4014...-P

Walter Cut



- 侧面螺钉锁紧
- 精密内冷



刀具	订货号	s mm	D _{max} mm	b mm	h = h ₁ mm	f ₁ mm	l ₁ mm	h ₄ mm	l ₄ mm	s ₁ mm	型号
方形刀杆 	G4014-1616R-2T12DX18-P	2	25	16	16	15,2	120	4	24	1,6	DX18-2E2 ..
	G4014-1616R-2T17DX18-P		35	16	16	15,2	120	4	30	1,6	
	G4014-1616R-2.5T17DX18-P	2,5	35	16	16	15	120	4	30	2,1	DX18-2E2.5 ..
	G4014-1616R-3T17DX18-P	3	35	16	16	14,8	120	4	30	2,4	DX18-3E3 .. DX18-3F3 ..
方形刀杆 	G4014-1616L-2T12DX18-P	2	25	16	16	15,2	120	4	24	1,6	DX18-2E2 ..
	G4014-1616L-2T17DX18-P		35	16	16	15,2	120	4	30	1,6	
	G4014-1616L-2.5T17DX18-P	2,5	35	16	16	15	120	4	30	2,1	DX18-2E2.5 ..
	G4014-1616L-3T17DX18-P	3	35	16	16	14,8	120	4	30	2,4	DX18-3E3 .. DX18-3F3 ..

$$f = f_1 + s/2$$

带 G1/8" 螺纹的冷却液输送管连接套件 —— 参见备件和附件

建议的最大冷却液压力为 150 bar (2175 psi)

刀杆和备件包括在供货范围内


备件	h = h ₁ [mm]	16
	切槽刀片夹紧螺栓	FS2585 (T15IP) 3 Nm
	螺旋塞	FS2589
	G 1/8" 螺纹销	FS2258 (SW 2)
	旗形扳手	FS1465 (T15IP)

附件	h = h ₁ [mm]	16
	扭矩螺丝刀, 模拟型	FS2003
	可换刀头	FS2014 (T15IP)

方刀杆 —— 外圆切槽

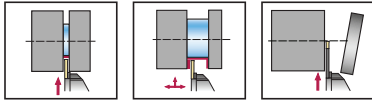
G4014...-P

Walter Cut



A2

- 侧面螺钉锁紧
- 精密内冷



刀具	订货号	s mm	D _{max} mm	b mm	h = h ₁ mm	f ₁ mm	l ₁ mm	h ₄ mm	l ₄ mm	s ₁ mm	型号
方形刀杆 	G4014-2020R-2T17DX18-P	2	35	20	20	19,2	120	3	30	1,6	DX18-2E2 ..
	G4014-2020R-3T17DX18-P	3	35	20	20	18,8	120	3	30	2,4	DX18-3E3 .. DX18-3F3 ..
方形刀杆 	G4014-2020L-2T17DX18-P	2	35	20	20	19,2	120	3	30	1,6	DX18-2E2 ..
	G4014-2020L-3T17DX18-P	3	35	20	20	18,8	120	3	30	2,4	DX18-3E3 .. DX18-3F3 ..

$$f = f_1 + s/2$$

带 G1/8" 螺纹的冷却液输送管连接套件 —— 参见备件和附件


建议的最大冷却液压力为 150 bar (2175 psi)

刀杆和备件包括在供货范围内

备件	h = h ₁ [mm]	20
	切槽刀片夹紧螺栓	FS2585 (T15IP) 3 Nm
	螺旋塞	FS2589
	G 1/8" 螺纹销	FS2258 (SW 2)
	M6 螺纹销	FS2288 (SW 3)
	旗形扳手	FS1465 (T15IP)

附件	h = h ₁ [mm]	20
	扭矩螺丝刀, 模拟型	FS2003
	可换刀头	FS2014 (T15IP)


A2



方刀杆 —— 外圆切槽

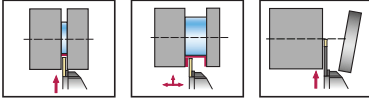
G4014 inch

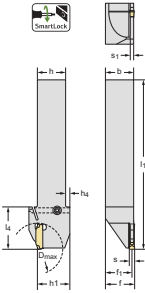
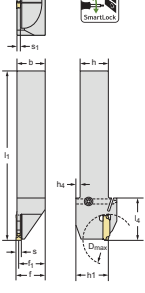
Walter Cut



A2




- 侧面螺钉锁紧





刀具		s	D _{max}	b	h = h ₁	f ₁	l ₁	h ₄	l ₄	s ₁	型号
订货号		inch	inch	inch	inch	inch	inch	inch	inch	inch	
方形刀杆 	G4014.08R-1.5T12DX18	0,059	0,984	0,500	0,500	0,476	4,331	0,091	0,878	0,047	DX18-1E1.5 ..
	G4014.08L-1.5T12DX18	0,059	0,984	0,500	0,500	0,476	4,331	0,091	0,878	0,047	DX18-1E1.5 ..
方形刀杆 	★ G4014.10L-3T17DX18	0,118	1,378	0,625	0,625	0,579	4,724	0,161	1,181	0,094	DX18-3E3 .. DX18-3F3 ..

$$f = f_1 + s/2$$

刀杆和备件包括在供货范围内


备件		h = h ₁ [mm]	0,5	0,62
	切槽刀片夹紧螺栓		FS2586 (T15IP) 2 Nm	FS2585 (T15IP) 3 Nm
	螺旋塞		FS2589	FS2589
	旗形扳手		FS1465 (T15IP)	FS1465 (T15IP)

附件		h = h ₁ [mm]	0,5-0,62
	扭矩螺丝刀, 模拟型		FS2003
	可换刀头		FS2014 (T15IP)

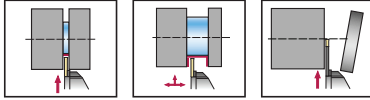
方刀杆 —— 外圆切槽

 G4014...-P inch

Walter Cut



- 侧面螺钉锁紧
- 精密内冷



刀具		h =										型号
		s	D _{max}	b	h ₁	f ₁	l ₁	h ₄	l ₄	s ₁		
		inch	inch	inch	inch	inch	inch	inch	inch	inch		
方形刀杆	订货号											
	G4014.08R-2T12DX18-P	0,079	0,984	0,500	0,500	0,469	4,331	0,091	0,878	0,063	DX18-2E2 ..	
	G4014.08R-3T12DX18-P	0,118	0,984	0,500	0,500	0,453	4,331	0,091	0,878	0,094	DX18-3E3 .. DX18-3F3 ..	
方形刀杆	订货号											
	G4014.08L-2T12DX18-P	0,079	0,984	0,500	0,500	0,469	4,331	0,091	0,878	0,063	DX18-2E2 ..	
	G4014.08L-3T12DX18-P	0,118	0,984	0,500	0,500	0,453	4,331	0,091	0,878	0,094	DX18-3E3 .. DX18-3F3 ..	

$$f = f_1 + s/2$$




建议的最大冷却液压力为 150 bar (2175 psi)

刀杆和备件包括在供货范围内

备件		h = h ₁ [mm]	0,5
	切槽刀片夹紧螺栓		FS2586 (T15IP) 2 Nm
	螺旋塞		FS2589
	螺纹销 UNF 5/16-24		FS2593 (SW 4)
	旗形扳手		FS1465 (T15IP)


附件		h = h ₁ [mm]	0,5
	扭矩螺丝刀, 模拟型		FS2003
	可换刀头		FS2014 (T15IP)

附件

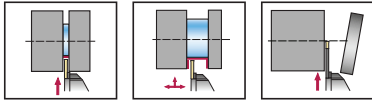
	h = h ₁ [mm]	0,5
	角度接头 5/16" UNF	FS2594
	连接件 5/16" UNF	FS2595
	铜密封件	FS2598

A2

方刀杆 —— 外圆切槽

 G4014...-P inch
Walter Cut


- 侧面螺钉锁紧
- 精密内冷



刀具		s	D _{max}	b	h =		f ₁	l ₁	h ₄	l ₄	s ₁	型号
		inch	inch	inch	h ₁	h ₁	inch	inch	inch	inch	inch	
方形刀杆 	G4014.10R-2T17DX18-P	0,079	1,378	0,625	0,625	0,594	4,724	0,161	1,181	0,063	DX18-2E2 ..	
	G4014.12R-2T17DX18-P		1,378	0,750	0,750	0,717	4,724	0,118	1,181	0,063		
	G4014.10R-3T17DX18-P	0,118	1,378	0,625	0,625	0,579	4,724	0,161	1,181	0,094	DX18-3E3 .. DX18-3F3 ..	
	G4014.12R-3T17DX18-P		1,378	0,750	0,750	0,701	4,724	0,118	1,181	0,094		
方形刀杆 	G4014.10L-2T17DX18-P	0,079	1,378	0,625	0,625	0,594	4,724	0,161	1,181	0,063	DX18-2E2 ..	
	G4014.12L-2T17DX18-P		1,378	0,750	0,750	0,717	4,724	0,118	1,181	0,063		
	G4014.10L-3T17DX18-P	0,118	1,378	0,625	0,625	0,579	4,724	0,161	1,181	0,094	DX18-3E3 .. DX18-3F3 ..	
	G4014.12L-3T17DX18-P		1,378	0,750	0,750	0,701	4,724	0,118	1,181	0,094		

$$f = f_1 + s/2$$


带 G1/8" 螺纹的冷却液输送管连接套件 —— 参见备件和附件

建议的最大冷却液压力为 150 bar (2175 psi)

刀杆和备件包括在供货范围内

备件		h = h ₁ [mm]	0,62	0,75
	切槽刀片夹紧螺栓		FS2585 (T15IP) 3 Nm	FS2585 (T15IP) 3 Nm
	螺旋塞		FS2589	FS2589
	G 1/8" 螺纹销		FS2258 (SW 2)	FS2258 (SW 2)
	M6 螺纹销			FS2288 (SW 3)
	旗形扳手		FS1465 (T15IP)	FS1465 (T15IP)

附件		h = h ₁ [mm]	0,62-0,75
	扭矩螺丝刀, 模拟型		FS2003
	可换刀头		FS2014 (T15IP)




A2

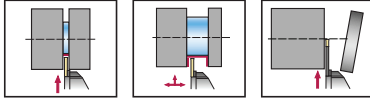
方刀杆 —— 外圆切槽

 G4011 mm

Walter Cut



- 螺钉锁紧



刀具	订货号	s mm	T _{max} mm	D _{max} mm	h = h ₁ mm	b mm	f ₁ mm	l ₁ mm	l ₄ mm	s ₁ mm	型号
方形刀杆 	★ G4011-2020R-2T10DX18	2	10		20	20	19,2	125	33,5	1,6	DX18-2E2 ..
	G4011-2525R-2T10DX18		10		25	25	24,2	125	28	1,6	
	G4011-2020R-3T10DX18	3	10		20	20	18,8	125	33,5	2,4	DX18-3E3 .. DX18-3F3 ..
	G4011-2525R-3T10DX18		10		25	25	23,8	125	28	2,4	
	G4011-2020R-4T10DX18	4	10		20	20	18,3	125	33,5	3,4	DX18-4E4 .. DX18-4F4 ..
	G4011-2020R-4T17DX18		17		20	20	18,3	125	33,5	3,4	
	G4011-2525R-4T10DX18		10		25	25	23,2	125	33,5	3,4	
	G4011-2525R-4T17DX18		17		25	25	23,2	125	33,5	3,4	
方形刀杆 	★ G4011-2020L-2T10DX18	2	10		20	20	19,2	125	33,5	1,6	DX18-2E2 ..
	G4011-2525L-2T10DX18		10		25	25	24,2	125	28	1,6	
	G4011-2020L-3T10DX18	3	10		20	20	18,8	125	33,5	2,4	DX18-3E3 .. DX18-3F3 ..
	G4011-2525L-3T10DX18		10		25	25	23,8	125	28	2,4	
	G4011-2020L-4T10DX18	4	10		20	20	18,3	125	33,5	3,4	DX18-4E4 .. DX18-4F4 ..
	G4011-2020L-4T17DX18		17		20	20	18,3	125	33,5	3,4	
	G4011-2525L-4T10DX18		10		25	25	23,2	125	33,5	3,4	
	G4011-2525L-4T17DX18		17		25	25	23,2	125	33,5	3,4	

$$f = f_1 + s/2$$


如果未给出 D₂ oder D_{max}, 便说明刀具的直径没有限制。
刀杆和备件包括在供货范围内

备件	h = h ₁ [mm]	20–25
	切槽刀片夹紧螺栓 锁紧扭矩	FS2118 (T20IP) 5 Nm
	旗形扳手	FS1464 (T20IP)

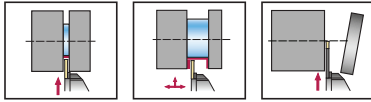
方刀杆 —— 外圆切槽

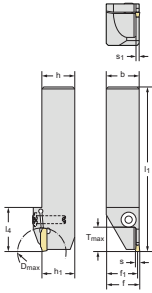
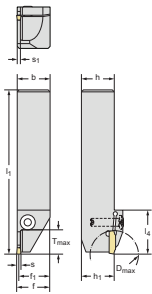
G4011

Walter Cut





A2




刀具	订货号	s mm	T _{max} mm	D _{max} mm	h = h ₁ mm	b mm	f ₁ mm	l ₁ mm	l ₄ mm	s ₁ mm	型号
方形刀杆 	G4011-2525R-2T17DX18	2	17	35	25	25	24,2	125	33,5	1,6	DX18-2E2 ..
	G4011-2525R-2.5T17DX18	2,5	17	35	25	25	24	125	33,5	2,1	DX18-2E2.5 ..
	G4011-2525R-3T17DX18	3	17	35	25	25	23,8	125	33,5	2,4	DX18-3E3 .. DX18-3F3 ..
方形刀杆 	G4011-2525L-2T17DX18	2	17	35	25	25	24,2	125	33,5	1,6	DX18-2E2 ..
	G4011-2525L-2.5T17DX18	2,5	17	35	25	25	24	125	33,5	2,1	DX18-2E2.5 ..
	G4011-2525L-3T17DX18	3	17	35	25	25	23,8	125	33,5	2,4	DX18-3E3 .. DX18-3F3 ..

$$f = f_1 + s/2$$

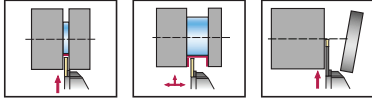
刀杆和备件包括在供货范围内

备件	h = h ₁ [mm]	25
 切槽刀片夹紧螺栓 锁紧扭矩		FS2118 (T20IP) 5 Nm
 旗形扳手		FS1464 (T20IP)

方刀杆 —— 外圆切槽

 G4011...-P mm
Walter Cut


- 螺钉锁紧
- 精密内冷



刀具		s	T _{max}	D _{max}	h =	b	f ₁	l ₁	l ₄	s ₁	型号
		mm	mm	mm	h ₁	mm	mm	mm	mm	mm	
方形刀杆 	订货号	4	17		20	20	18,3	125	33,5	3,4	DX18-4E4 ..
	G4011-2020R-4T17DX18-P										DX18-4F4 ..
方形刀杆 	订货号	4	17		25	25	23,3	125	33,5	3,4	DX18-4E4 ..
	G4011-2525R-4T17DX18-P										DX18-4F4 ..


建议的最大冷却液压力为 150 bar (2175 psi)
 如果未给出 D₂ oder D_{max}, 便说明刀具的直径没有限制。
 刀杆和备件包括在供货范围内

备件		h = h ₁ [mm]	20–25
	切槽刀片夹紧螺栓 锁紧扭矩		FS2118 (T20IP) 5 Nm
	G 1/8" 螺纹销		FS2258 (SW 2)
	旗形扳手		FS1464 (T20IP)

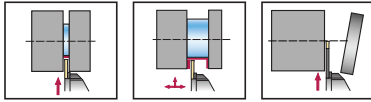
方刀杆 —— 外圆切槽

G4011...-P

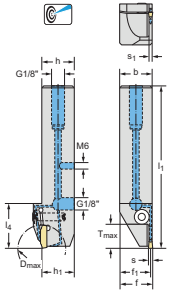
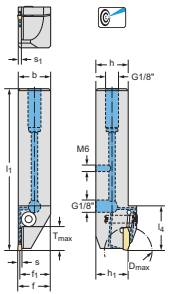
Walter Cut



A2







刀具

刀具	订货号	s mm	T _{max} mm	D _{max} mm	h = h ₁ mm	b mm	f ₁ mm	l ₁ mm	l ₄ mm	s ₁ mm	型号
方形刀杆 	G4011-2525R-2T17DX18-P	2	17	35	25	25	24,2	125	33,5	1,6	DX18-2E2 ..
	G4011-2525R-2.5T17DX18-P	2,5	17	35	25	25	24	125	33,5	2,1	DX18-2E2.5 ..
	G4011-2525R-3T17DX18-P	3	17	35	25	25	23,8	125	33,5	2,4	DX18-3E3 .. DX18-3F3 ..
方形刀杆 	G4011-2525L-2T17DX18-P	2	17	35	25	25	24,2	125	33,5	1,6	DX18-2E2 ..
	G4011-2525L-2.5T17DX18-P	2,5	17	35	25	25	24	125	33,5	2,1	DX18-2E2.5 ..
	G4011-2525L-3T17DX18-P	3	17	35	25	25	23,8	125	33,5	2,4	DX18-3E3 .. DX18-3F3 ..

建议的最大冷却液压力为 150 bar (2175 psi)

刀杆和备件包括在供货范围内


备件

	h = h ₁ [mm]	25
	切槽刀片夹紧螺栓 锁紧扭矩	FS2118 (T20IP) 5 Nm
	G 1/8" 螺纹销	FS2258 (SW 2)
	M6 螺纹销	FS2288 (SW 3)
	旗形扳手	FS1464 (T20IP)

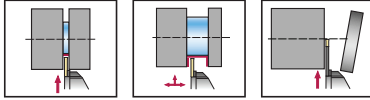
方刀杆 —— 外圆切槽

 G4011 inch

Walter Cut



- 螺钉锁紧



刀具		s	T _{max}	D _{max}	h =		f ₁	l ₁	l ₄	s ₁	型号
		inch	inch	inch	h ₁	b	inch	inch	inch	inch	
方形刀杆 	★ G4011.12R-2T10DX18	0,079	0,394		0,750	0,750	0,717	4,921	1,102	0,063	DX18-2E2 ..
	G4011.16R-2T10DX18		0,394		1,000	1,000	0,969	4,921	1,102	0,063	
	G4011.16R-3T10DX18	0,118	0,394		1,000	1,000	0,953	4,921	1,102	0,094	DX18-3E3 .. DX18-3F3 ..
	G4011.12R-4T17DX18	0,157	0,669		0,750	0,750	0,685	4,921	1,319	0,134	DX18-4E4 .. DX18-4F4 ..
	G4011.16R-4T17DX18		0,669		1,000	1,000	0,933	4,921	1,319	0,134	
方形刀杆 	G4011.16L-2T10DX18	0,079	0,394		1,000	1,000	0,969	4,921	1,102	0,063	DX18-2E2 ..
	G4011.16L-3T10DX18	0,118	0,394		1,000	1,000	0,953	4,921	1,102	0,094	DX18-3E3 .. DX18-3F3 ..
	G4011.12L-4T17DX18	0,157	0,669		0,750	0,750	0,685	4,921	1,319	0,134	DX18-4E4 .. DX18-4F4 ..
	G4011.16L-4T17DX18		0,669		1,000	1,000	0,933	4,921	1,319	0,134	

$$f = f_1 + s/2$$


如果未给出 D₂ oder D_{max}, 便说明刀具的直径没有限制。
刀杆和备件包括在供货范围内

备件		h = h ₁ [mm]	0,75-1
	切槽刀片夹紧螺栓 锁紧扭矩		FS2118 (T20IP) 5 Nm
	旗形扳手		FS1464 (T20IP)

方刀杆 —— 外圆切槽

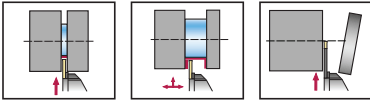
G4011 inch

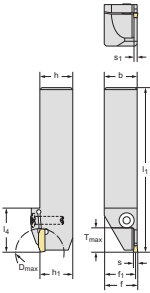
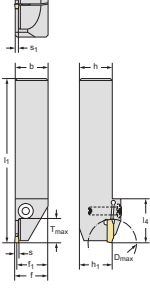
Walter Cut



A2



- 螺钉锁紧



刀具		s	T _{max}	D _{max}	h = h ₁	b	f ₁	l ₁	l ₄	s ₁	型号
订货号		inch	inch	inch	inch	inch	inch	inch	inch	inch	
方形刀杆 	G4011.16R-3T17DX18	0,118	0,669	1,378	1,000	1,000	0,953	4,921	1,319	0,094	DX18-3E3 .. DX18-3F3 ..
方形刀杆 	G4011.16L-3T17DX18	0,118	0,669	1,378	1,000	1,000	0,953	4,921	1,319	0,094	DX18-3E3 .. DX18-3F3 ..

$$f = f_1 + s/2$$


刀杆和备件包括在供货范围内

备件		h = h ₁ [mm]	1
	切槽刀片夹紧螺栓 锁紧扭矩		FS2118 (T20IP) 5 Nm
	旗形扳手		FS1464 (T20IP)

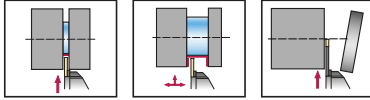
方刀杆 —— 外圆切槽

 G4011...-P inch

Walter Cut



- 螺钉锁紧
- 精密内冷



刀具		s	T _{max}	D _{max}	h = h ₁	b	f ₁	l ₁	l ₄	s ₁	型号
		inch	inch	inch	inch	inch	inch	inch	inch	inch	
方形刀杆 	订货号										
	G4011.16R-2T17DX18-P	0,079	0,669	1,378	1,000	1,000	0,969	4,921	1,319	0,063	DX18-2E2 ..
	G4011.16R-3T17DX18-P	0,118	0,669	1,378	1,000	1,000	0,953	4,921	1,319	0,094	DX18-3E3 .. DX18-3F3 ..
方形刀杆 	订货号										
	G4011.16L-2T17DX18-P	0,079	0,669	1,378	1,000	1,000	0,969	4,921	1,319	0,063	DX18-2E2 ..
	G4011.16L-3T17DX18-P	0,118	0,669	1,378	1,000	1,000	0,953	4,921	1,319	0,094	DX18-3E3 .. DX18-3F3 ..


建议的最大冷却液压力为 150 bar (2175 psi)
 刀杆和备件包括在供货范围内

备件		h = h ₁ [mm]	1
	切槽刀片夹紧螺栓 锁紧扭矩		FS2118 (T20IP) 5 Nm
	G 1/8" 螺纹销		FS2258 (SW 2)
	M6 螺纹销		FS2288 (SW 3)
	旗形扳手		FS1464 (T20IP)

方刀杆 —— 通用

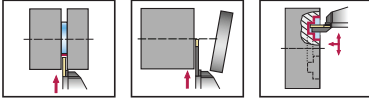
G4511

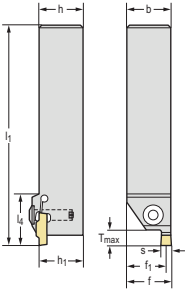
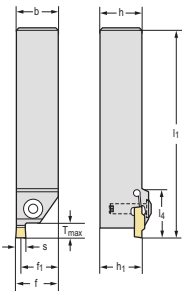
Walter Cut



A2



- 螺钉锁紧
- 一把刀具匹配不同刀片宽度



刀具	订货号	s mm	T _{max} mm	h = h ₁ mm	b mm	f ₁ mm	l ₁ mm	l ₄ mm	型号
方形刀杆 	* G4511-1212R-T5DX18	2-6	5	12	12	9,4	120	31,5	DX18- . E .. DX18- . F ..
	* G4511-1616R-T5DX18			16	16	13,4	120	29	
	* G4511-2020R-T5DX18			20	20	17,4	120	29	
	* G4511-2525R-T5DX18			25	25	22,4	125	29	
方形刀杆 	* G4511-2020L-T5DX18	2-6	5	20	20	17,4	120	29	DX18- . E .. DX18- . F ..
	* G4511-2525L-T5DX18			25	25	22,4	125	29	

$$f = f_1 + s/2$$


刀杆和备件包括在供货范围内

备件	h = h ₁ [mm]	12-25
 切槽刀片夹紧螺栓 锁紧扭矩		FS2118 (T20IP) 5 Nm
 旗形扳手		FS1464 (T20IP)

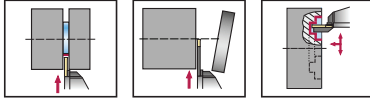
方刀杆 —— 通用 90°

 G4521 mm

Walter Cut



- 螺钉锁紧
- 一把刀具匹配不同刀片宽度



刀具		s	T _{max}	h = h ₁	b	f	l ₁	l ₄	型号
		mm	mm	mm	mm	mm	mm	mm	
方形刀杆 	★ G4521-2020R-T5DX18	2-6	5	20	20	25,5	120,35	27	DX18- . E .. DX18- . F ..
	★ G4521-2525R-T5DX18		5	25	25	30,5	125,35	27	
方形刀杆 	★ G4521-2020L-T5DX18	2-6	5	20	20	25,5	120,35	27	DX18- . E .. DX18- . F ..
	★ G4521-2525L-T5DX18		5	25	25	30,5	125,35	27	


$l_1 = l_{21} + s/2$
 刀杆和备件包括在供货范围内

备件		h = h ₁ [mm]	20-25
	切槽刀片夹紧螺栓 锁紧扭矩		FS2118 (T20IP) 5 Nm
	旗形扳手		FS1464 (T20IP)

方刀杆 —— 通用 45°

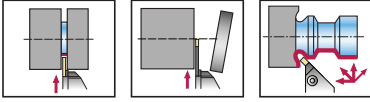
G4551

Walter Cut



A2

- 螺钉锁紧
- 一把刀具匹配不同刀片宽度



刀具	订货号	s mm	T _{max} mm	h = h ₁ mm	b mm	f ₁ mm	l ₂₁ mm	l ₄ mm	型号
方形刀杆 	* G4551-2020R-T5DX18	2-6	5	20	20	22,3	129,62	32	DX18- . E .. DX18- . F ..
	* G4551-2525R-T5DX18		5	25	25	27,3	129,62	32	
方形刀杆 	* G4551-2525L-T5DX18	2-6	5	25	25	27,3	129,62	32	DX18- . E .. DX18- . F ..

$$f = f_1 + 0,707 \times s/2$$

$$l_1 = l_{21} + 0,707 \times s/2$$

刀杆和备件包括在供货范围内

备件	h = h ₁ [mm]	20-25
	切槽刀片夹紧螺栓 锁紧扭矩	FS2118 (T20IP) 5 Nm
	旗形扳手	FS1464 (T20IP)

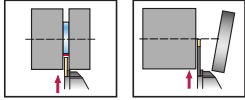
大切深切断刀板

 G4042...N

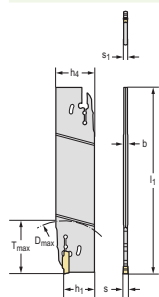
Walter Cut



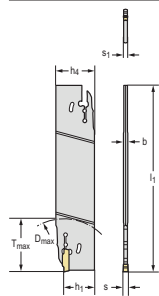
- 自锁紧



刀具



订货号	s mm	T _{max} mm	h ₄ mm	b mm	l ₁ mm	h ₁ mm	s ₁ mm	型号
★ G4042-26N-1.5T17DX18	1,5	17	26	3,5	130	17,4	1,2	DX18-1E1.5 ..
★ G4042-26N-2T25DX18	2	25	26	3,5	130	17,4	1,6	DX18-2E2 ..
★ G4042-26N-3T40DX18	3	40	26	3,5	130	17,3	2,4	DX18-3E3 .. DX18-3F3 ..
★ G4042-26N-4T40DX18	4	40	26	3,5	130	17,2	3,4	DX18-4E4 .. DX18-4F4 ..
★ G4042-32N-1.5T17DX18	1,5	17	32	3,5	150	21,1	1,2	DX18-1E1.5 ..
★ G4042-32N-2T25DX18	2	25	32	3,5	150	21,1	1,6	DX18-2E2 ..
★ G4042-32N-3T40DX18	3	40	32	3,5	150	21	2,4	DX18-3E3 .. DX18-3F3 ..
★ G4042-32N-4T40DX18	4	40	32	3,5	150	20,9	3,4	DX18-4E4 .. DX18-4F4 ..



附件

	h ₄ [mm]	26-32
	切槽和切断刀片装配扳手	FS1494

大切深切断刀板

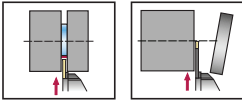
G4042...N...-P

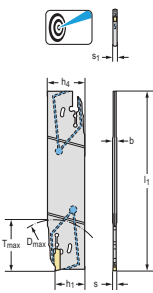
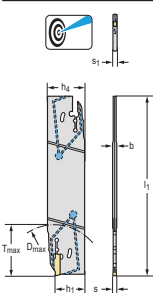
Walter Cut





A2

- 自锁紧
- 精密内冷



刀具	订货号	s mm	T _{max} mm	h ₄ mm	b mm	l ₁ mm	h ₁ mm	s ₁ mm	型号
	★ G4042-26N-3T40DX18-P	3	40	26	3,5	130	17,3	2,4	DX18-3E3 .. DX18-3F3 ..
	★ G4042-32N-3T40DX18-P	3	40	32	3,5	150	21	2,4	DX18-3E3 .. DX18-3F3 ..


刀杆和备件包括在供货范围内

备件	h ₄ [mm]	26-32
	冷却液传输嵌件	FS2282
附件	h ₄ [mm]	26-32
	切槽和切断刀片装配扳手	FS1494

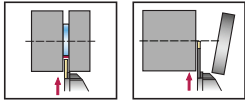
增强型切断刀板

 G4041 mm

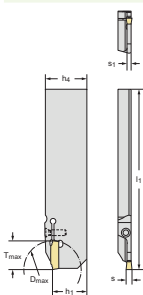
Walter Cut



- 螺钉锁紧



刀具



订货号	s mm	T _{max} mm	D _{max} mm	h ₄ mm	l ₁ mm	s ₁ mm	型号
G4041-26R-1.5T17DX18	1,5	17	35	26	110	1,2	DX18-1E1.5 ..
G4041-26R-2T17DX18	2	17	35	26	110	1,6	DX18-2E2 ..
G4041-26R-3T17DX18	3	17	35	26	110	2,5	DX18-3E3 .. DX18-3F3 ..
G4041-32R-2T21DX18	2	21	42	32	110	2,5	DX18-2E2 ..
G4041-26L-1.5T17DX18	1,5	17	35	26	110	1,2	DX18-1E1.5 ..
G4041-26L-2T17DX18	2	17	35	26	110	1,6	DX18-2E2 ..
G4041-26L-3T17DX18	3	17	35	26	110	2,5	DX18-3E3 .. DX18-3F3 ..

刀杆和备件包括在供货范围内

备件



h ₄ [mm]	26-32
切槽刀片夹紧螺栓 锁紧扭矩	FS2164 (T15IP) 3,5 Nm

附件




h ₄ [mm]	26-32
切槽刀片螺丝刀	FS1485 (T15IP)

增强型切断刀板

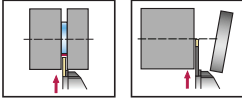
G4041...-P

Walter Cut



A2

- 螺钉锁紧
- 精密内冷



刀具

刀具	订货号	s mm	T _{max} mm	D _{max} mm	h ₄ mm	l ₁ mm	s ₁ mm	型号
	G4041-26R-2T17DX18-P	2	17	35	26	110	1,6	DX18-2E2 ..
	★ G4041-26R-3T17DX18-P	3	17	35	26	110	2,5	DX18-3E3 .. DX18-3F3 ..
	G4041-26L-2T17DX18-P	2	17	35	26	110	1,6	DX18-2E2 ..
	★ G4041-26L-3T17DX18-P	3	17	35	26	110	2,5	DX18-3E3 .. DX18-3F3 ..
	G4041-32L-2T21DX18-P	2	21	42	32	110	1,6	DX18-2E2 ..

建议的最大冷却液压力为 80 bar (1160 psi)
刀杆和备件包括在供货范围内

备件

备件	h ₄ [mm]	26-32
切槽刀片夹紧螺栓 锁紧扭矩		FS2164 (T15IP) 3,5 Nm


附件

附件	h ₄ [mm]	26-32
切槽刀片螺丝刀		FS1485 (T15IP)

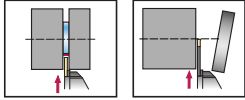
增强型切断刀板 —— 反向

 G4041...C

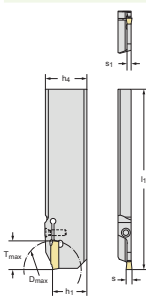
Walter Cut



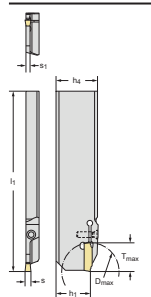
- 螺钉锁紧



刀具



订货号	s mm	T _{max} mm	D _{max} mm	h ₄ mm	l ₁ mm	s ₁ mm	型号
G4041-26R-1.5T17DX18C	1,5	17	35	26	110	1,2	DX18-1E1.5 ..
G4041-26R-2T17DX18C	2	17	35	26	110	1,6	DX18-2E2 ..
G4041-26R-3T17DX18C	3	17	35	26	110	2,5	DX18-3E3 .. DX18-3F3 ..
G4041-32R-2T21DX18C	2	21	42	32	110	1,6	DX18-2E2 ..
G4041-26L-1.5T17DX18C	1,5	17	35	26	110	1,2	DX18-1E1.5 ..
G4041-26L-2T17DX18C	2	17	35	26	110	1,6	DX18-2E2 ..
G4041-26L-3T17DX18C	3	17	35	26	110	2,5	DX18-3E3 .. DX18-3F3 ..
G4041-32L-2T21DX18C	2	21	42	32	110	1,6	DX18-2E2 ..



刀杆和备件包括在供货范围内

备件


 h₄ [mm]

 切槽刀片夹紧螺栓
锁紧扭矩

26–32

 FS2164 (T15IP)
3,5 Nm

附件


 h₄ [mm]

切槽刀片螺丝刀


26–32

FS1485 (T15IP)

增强型切断刀板 —— 反向

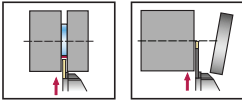
G4041...C-P

Walter Cut

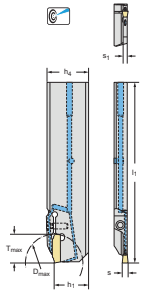
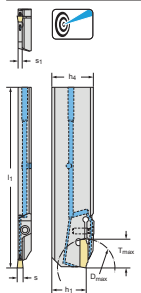


A2

- 螺钉锁紧
- 精密内冷



刀具


刀具	订货号	s mm	T _{max} mm	D _{max} mm	h ₄ mm	l ₁ mm	s ₁ mm	型号
	G4041-26R-2T17DX18C-P	2	17	35	26	110	1,6	DX18-2E2 ..
	★ G4041-32R-2T21DX18C-P		21	42	32	110	1,6	
	★ G4041-32R-3T21DX18C-P	3	21	42	32	110	2,5	DX18-3E3 .. DX18-3F3 ..
	G4041-26L-2T17DX18C-P	2	17	35	26	110	1,6	DX18-2E2 ..
	★ G4041-32L-2T21DX18C-P		21	42	32	110	1,6	
	★ G4041-32L-3T21DX18C-P	3	21	42	32	110	2,5	DX18-3E3 .. DX18-3F3 ..

建议的最大冷却液压力为 80 bar (1160 psi)
刀杆和备件包括在供货范围内

备件

备件	h ₄ [mm]	26-32
 切槽刀片夹紧螺栓 锁紧扭矩		FS2164 (T15IP) 3,5 Nm

附件

附件	h ₄ [mm]	26-32
 切槽刀片螺丝刀		FS1485 (T15IP)

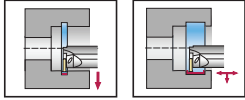
镗刀杆 —— 内孔切槽

 G4221...-P

Walter Cut



- 螺钉锁紧
- 精密内冷



刀具

	订货号	s mm	T _{max} mm	D _{min} mm	d ₁ mm	f mm	l ₁ mm	l ₄ mm	l ₂₁ mm	s ₁ mm	型号
圆柱柄 	★ G4221-25RR-2T08-DX18-P	2	8	25	25	21,1	200,2	46,2	199,2	1,6	DX18-2E2 ..
	★ G4221-25RR-3T08-DX18-P	3	8	25	25	21,1	200,25	46,3	198,8	2,5	DX18-3E3 .. DX18-3F3 ..
	★ G4221-32SR-3T10-DX18-P		10	32	32	26,6	250,25	59,3	248,8	2,5	
	★ G4221-32SR-4T10-DX18-P	4	10	32	32	26,6	250,3	59,3	248,3	3,4	DX18-4E4 .. DX18-4F4 ..
圆柱柄 	★ G4221-25RL-2T08-DX18-P	2	8	25	25	21,1	200,2	46,2	199,2	1,6	DX18-2E2 ..
	★ G4221-25RL-3T08-DX18-P	3	8	25	25	21,1	200,25	46,3	198,8	2,5	DX18-3E3 .. DX18-3F3 ..
	★ G4221-32SL-3T10-DX18-P		10	32	32	26,6	250,25	59,3	248,8	2,5	
	★ G4221-32SL-4T10-DX18-P	4	10	32	32	26,6	250,3	59,3	248,3	3,4	DX18-4E4 .. DX18-4F4 ..

$$l_1 = l_{21} + s/2$$

建议的最大冷却液压力为 80 bar (1160 psi)

 带 G1/8" 螺纹的冷却液输送管连接套件 —— 参见备件和附件
 刀杆和备件包括在供货范围内

备件

	D _{min} [mm]	25	32
	切槽刀片夹紧螺栓 锁紧扭矩	FS1495 (T20IP) 5 Nm	FS2089 (T25IP) 6 Nm
	螺纹销	M03X003 ISO 4026 (SW 1,5)	M03X003 ISO 4026 (SW 1,5)
	O 形圈	O 形圈 20X2	O 形圈 27X2
	螺丝刀	FS1486 (T20IP)	FS1487 (T25IP)

附件

	D _{min} [mm]	25	32
	扭矩螺丝刀, 模拟型	FS2003	FS2003
	可换刀头	FS2015 (T20IP)	FS2016 (T25IP)

镗刀杆 —— 内孔切槽

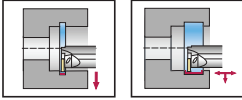
G4221...-P inch

Walter Cut



A2

- 螺钉锁紧
- 精密内冷



刀具

圆柱柄	订货号	s inch	T _{max} inch	D _{min} inch	d ₁ inch	f inch	l ₁ inch	l ₄ inch	l ₂₁ inch	s ₁ inch	型号
	★ G4221.16RR-2T08-DX18-P	0,079	0,315	1,000	1,000	0,839	7,882	1,821	7,843	0,063	DX18-2E2 ..
	★ G4221.16RR-3T08-DX18-P	0,118	0,315	1,000	1,000	0,839	7,884	1,821	7,825	0,098	DX18-3E3 .. DX18-3F3 ..
	★ G4221.20SR-3T10-DX18-P		0,394	1,250	1,250	1,043	9,852	2,333	9,793	0,098	
	★ G4221.20SR-4T10-DX18-P	0,157	0,394	1,250	1,250	1,043	9,854	2,335	9,776	0,134	DX18-4E4 .. DX18-4F4 ..

$$l_1 = l_{21} + s/2$$

建议的最大冷却液压力为 80 bar (1160 psi)

带 G1/8" 螺纹的冷却液输送管连接套件 —— 参见备件和附件
刀杆和备件包括在供货范围内

备件

	D _{min} [mm]	1	1,25
	切槽刀片夹紧螺栓 锁紧扭矩	FS1495 (T20IP) 5 Nm	FS2089 (T25IP) 6 Nm
	螺纹销	M03X003 ISO 4026 (SW 1,5)	M03X003 ISO 4026 (SW 1,5)
	O 形圈	O 形圈 20X2	O 形圈 27X2
	螺丝刀	FS1486 (T20IP)	FS1487 (T25IP)

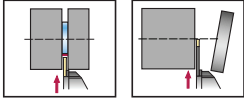
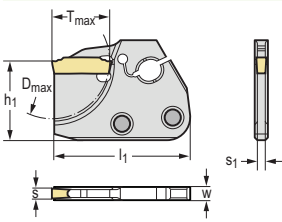
附件

	D _{min} [mm]	1	1,25
	扭矩螺丝刀, 模拟型	FS2004	FS2004
	可换刀头	FS2015 (T20IP)	FS2016 (T25IP)

切槽和切断模块 —— 外圆切槽

 G4635
Walter Cut


- 螺钉锁紧
- 替换模块


刀具


订货号	s mm	T _{max} mm	D _{max} mm	h ₁ mm	W mm	l ₁ mm	s ₁ mm	型号
★ G4635-30N-1.5T10DX18	1,5	10	35	24	4	42	1,2	DX18-1E1.5 ..
★ G4635-30N-2T17DX18	2	17	35	24	4	42	1,6	DX18-2E2 ..
★ G4635-30N-3T17DX18	3	17	35	24	4	42	2,4	DX18-3E3 .. DX18-3F3 ..

切槽和切断刀杆 —— 外圆切槽

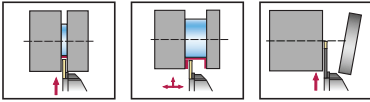
G4011-C...-P

Walter Cut



A2

- Walter Capto™
- 螺钉锁紧




刀具		s mm	T _{max} mm	D ₂ mm	d ₁	f ₁ mm	l ₄ mm	s ₁ mm	型号
符合 ISO 26623 标准的 Walter Capto™	G4011-C3R-2T17DX18-P	2	17	52	C3	20	55	1,6	DX18-2E2 ..
	G4011-C4R-2T17DX18-P		17		C4				
符合 ISO 26623 标准的 Walter Capto™	G4011-C3L-2T17DX18-P	2	17	52	C3	20	55	1,6	DX18-2E2 ..
	G4011-C4L-2T17DX18-P		17		C4				

$$f = f_1 + s/2$$

如果未给出 D₂ oder D_{max}, 便说明刀具的直径没有限制。
 建议的最大冷却液压力为 150 bar (2175 psi)
 刀杆和备件包括在供货范围内

备件		d ₁	C3-C4
	切槽刀片夹紧螺栓 锁紧扭矩		FS2118 (T20IP) 5 Nm
	旗形扳手		FS1464 (T20IP)

A2



可换式刀头 —— 内孔切槽

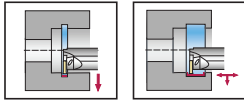
G4221-Q...-P

Walter Cut



A2

- QuadFit
- 用于 Accure-tec 减振镗刀杆



刀具	订货号	s mm	T _{max} mm	D _{min} mm	d ₁ mm	f mm	l ₄ mm	l ₂₁ mm	s ₁ mm	型号
QuadFit 	★ G4221-Q32R-3T12DX18-P	3	12	50	32	29,7	22,4	30,5	2,4	DX18-3E3 .. DX18-3F3 ..
	★ G4221-Q40R-3T12DX18-P		12	55	40	33,7	22,4	30,5	2,4	
	★ G4221-Q50R-3T12DX18-P		12	80	50	38,7	22,3	30,5	2,4	
	★ G4221-Q32R-4T12DX18-P	4	12	50	32	29,7	22,4	30	3,4	DX18-4E4 .. DX18-4F4 ..
	★ G4221-Q40R-4T12DX18-P		12	55	40	33,7	22,4	30	3,4	
	★ G4221-Q50R-4T12DX18-P		21	80	50	47,7	22,3	30	3,4	
QuadFit 	★ G4221-Q32L-3T12DX18-P	3	12	50	32	29,7	22,4	30,5	2,4	DX18-3E3 .. DX18-3F3 ..
	★ G4221-Q40L-3T12DX18-P		12	55	40	33,7	22,4	30,5	2,4	
	★ G4221-Q50L-3T12DX18-P		12	80	50	38,7	22,3	30,5	2,4	
	★ G4221-Q32L-4T12DX18-P	4	12	50	32	29,7	22,4	30	3,4	DX18-4E4 .. DX18-4F4 ..
	★ G4221-Q40L-4T12DX18-P		12	55	40	33,7	22,4	30	3,4	
	★ G4221-Q50L-4T12DX18-P		21	80	50	47,7	22,3	30	3,4	

$$l_1 = l_{21} + s/2$$

建议的最大冷却液压力为 150 bar (2175 psi)

刀杆和备件包括在供货范围内

备件	D _{min} [mm]	50-80
	切槽刀片夹紧螺栓 锁紧扭矩	FS2614 (T20IP) 5 Nm
	螺纹销	M03X006 ISO 4026
	旗形扳手	FS1464 (T20IP)

附件	D _{min} [mm]	50-80
	扭矩螺丝刀, 数显型	FS2248
	可换刀头	FS2015 (T20IP)



B —— 孔加工

钻孔 —— B1

整体硬质合金钻孔、粗镗刀具	整体硬质合金钻孔、粗镗刀具	66
用于孔加工的可转位刀片	用于钻孔的可转位刀片	76
带可转位刀片的钻孔、粗镗刀具	可转位刀片钻头	82

粗镗和精镗 —— B2

用于粗镗和精镗的可转位刀片	用于精镗的可转位刀片	136
---------------	------------	-----

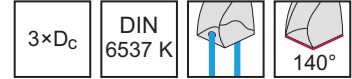
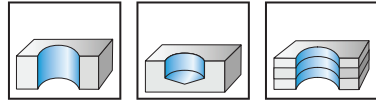
B 1

B 2

整体硬质合金钻头 DC175 Supreme



- 瓦尔特 精密内冷



	P	M	K	N	S	H	O
WJ30RZ	●	●●	●	●	●●		●

B1

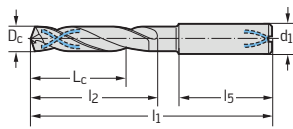
刀具	订货号	D _c m7 mm	L _c mm	l ₁ mm	l ₂ mm	l ₅ mm	d ₁ h6 mm	WJ30RZ
DIN 6535 HA 	★ DC175-03-03.000A1-	3	14	62	20	36	6	☹
	★ DC175-03-03.100A1-	3.1	14	62	20	36	6	☹
	★ DC175-03-03.175A1-	3.175	14	62	20	36	6	☹
	★ DC175-03-03.200A1-	3.2	14	62	20	36	6	☹
	★ DC175-03-03.250A1-	3.25	14	62	20	36	6	☹
	★ DC175-03-03.300A1-	3.3	14	62	20	36	6	☹
	★ DC175-03-03.400A1-	3.4	14	62	20	36	6	☹
	★ DC175-03-03.500A1-	3.5	14	62	20	36	6	☹
	★ DC175-03-03.572A1-	3.572	14	62	20	36	6	☹
	★ DC175-03-03.600A1-	3.6	14	62	20	36	6	☹
	★ DC175-03-03.700A1-	3.7	14	62	20	36	6	☹
	★ DC175-03-04.300A1-	4.3	17	66	24	36	6	☹
	★ DC175-03-04.600A1-	4.6	17	66	24	36	6	☹
	★ DC175-03-04.700A1-	4.7	17	66	24	36	6	☹
	★ DC175-03-04.763A1-	4.763	20	66	28	36	6	☹
	★ DC175-03-04.800A1-	4.8	20	66	28	36	6	☹
	★ DC175-03-04.900A1-	4.9	20	66	28	36	6	☹
	★ DC175-03-05.000A1-	5	20	66	28	36	6	☹
	★ DC175-03-05.100A1-	5.1	20	66	28	36	6	☹
	★ DC175-03-05.159A1-	5.159	20	66	28	36	6	☹
	★ DC175-03-05.200A1-	5.2	20	66	28	36	6	☹
	★ DC175-03-05.300A1-	5.3	20	66	28	36	6	☹
	★ DC175-03-05.400A1-	5.4	20	66	28	36	6	☹
	★ DC175-03-05.500A1-	5.5	20	66	28	36	6	☹
	★ DC175-03-05.550A1-	5.55	20	66	28	36	6	☹
	★ DC175-03-05.556A1-	5.556	20	66	28	36	6	☹
	★ DC175-03-05.600A1-	5.6	20	66	28	36	6	☹
	★ DC175-03-05.700A1-	5.7	20	66	28	36	6	☹
	★ DC175-03-05.800A1-	5.8	20	66	28	36	6	☹
	★ DC175-03-05.900A1-	5.9	20	66	28	36	6	☹
	★ DC175-03-05.953A1-	5.953	20	66	28	36	6	☹
	★ DC175-03-06.000A1-	6	20	66	28	36	6	☹
	★ DC175-03-06.100A1-	6.1	24	79	34	36	8	☹
	★ DC175-03-06.200A1-	6.2	24	79	34	36	8	☹
	★ DC175-03-06.300A1-	6.3	24	79	34	36	8	☹
★ DC175-03-06.350A1-	6.35	24	79	34	36	8	☹	

刀具	订货号	D _c m7 mm	L _c mm	l ₁ mm	l ₂ mm	l ₅ mm	d ₁ h6 mm	WJ30RZ
DIN 6535 HA 	★ DC175-03-06.400A1-	6,4	24	79	34	36	8	☺
	★ DC175-03-06.500A1-	6,5	24	79	34	36	8	☺
	★ DC175-03-06.600A1-	6,6	24	79	34	36	8	☺
	★ DC175-03-06.700A1-	6,7	24	79	34	36	8	☺
	★ DC175-03-06.747A1-	6,747	24	79	34	36	8	☺
	★ DC175-03-06.800A1-	6,8	24	79	34	36	8	☺
	★ DC175-03-06.900A1-	6,9	24	79	34	36	8	☺
	★ DC175-03-07.000A1-	7	24	79	34	36	8	☺
	★ DC175-03-07.100A1-	7,1	29	79	41	36	8	☺
	★ DC175-03-07.144A1-	7,144	29	79	41	36	8	☺
	★ DC175-03-07.200A1-	7,2	29	79	41	36	8	☺
	★ DC175-03-07.300A1-	7,3	29	79	41	36	8	☺
	★ DC175-03-07.400A1-	7,4	29	79	41	36	8	☺
	★ DC175-03-07.500A1-	7,5	29	79	41	36	8	☺
	★ DC175-03-07.541A1-	7,541	29	79	41	36	8	☺
	★ DC175-03-07.600A1-	7,6	29	79	41	36	8	☺
	★ DC175-03-07.700A1-	7,7	29	79	41	36	8	☺
	★ DC175-03-07.800A1-	7,8	29	79	41	36	8	☺
	★ DC175-03-07.900A1-	7,9	29	79	41	36	8	☺
	★ DC175-03-07.938A1-	7,938	29	79	41	36	8	☺
	★ DC175-03-08.000A1-	8	29	79	41	36	8	☺
	★ DC175-03-08.100A1-	8,1	35	89	47	40	10	☺
	★ DC175-03-08.200A1-	8,2	35	89	47	40	10	☺
	★ DC175-03-08.300A1-	8,3	35	89	47	40	10	☺
	★ DC175-03-08.334A1-	8,334	35	89	47	40	10	☺
	★ DC175-03-08.400A1-	8,4	35	89	47	40	10	☺
	★ DC175-03-08.500A1-	8,5	35	89	47	40	10	☺
	★ DC175-03-08.600A1-	8,6	35	89	47	40	10	☺
	★ DC175-03-08.700A1-	8,7	35	89	47	40	10	☺
	★ DC175-03-08.731A1-	8,731	35	89	47	40	10	☺
	★ DC175-03-08.800A1-	8,8	35	89	47	40	10	☺
	★ DC175-03-08.900A1-	8,9	35	89	47	40	10	☺
	★ DC175-03-09.000A1-	9	35	89	47	40	10	☺
	★ DC175-03-09.100A1-	9,1	35	89	47	40	10	☺
	★ DC175-03-09.128A1-	9,128	35	89	47	40	10	☺
	★ DC175-03-09.200A1-	9,2	35	89	47	40	10	☺
	★ DC175-03-09.300A1-	9,3	35	89	47	40	10	☺
	★ DC175-03-09.400A1-	9,4	35	89	47	40	10	☺
	★ DC175-03-09.500A1-	9,5	35	89	47	40	10	☺
	★ DC175-03-09.525A1-	9,525	35	89	47	40	10	☺
★ DC175-03-09.600A1-	9,6	35	89	47	40	10	☺	
★ DC175-03-09.700A1-	9,7	35	89	47	40	10	☺	
★ DC175-03-09.800A1-	9,8	35	89	47	40	10	☺	
★ DC175-03-09.900A1-	9,9	35	89	47	40	10	☺	
★ DC175-03-09.922A1-	9,922	35	89	47	40	10	☺	
★ DC175-03-10.000A1-	10	35	89	47	40	10	☺	
★ DC175-03-10.100A1-	10,1	40	102	55	45	12	☺	
★ DC175-03-10.200A1-	10,2	40	102	55	45	12	☺	
★ DC175-03-10.300A1-	10,3	40	102	55	45	12	☺	

B1

刀具

DIN 6535 HA



订货号	D _c m7 mm	L _c mm	l ₁ mm	l ₂ mm	l ₅ mm	d ₁ h6 mm	WJ30RZ
★ DC175-03-10.319A1-	10,319	40	102	55	45	12	☹
★ DC175-03-10.400A1-	10,4	40	102	55	45	12	☹
★ DC175-03-10.500A1-	10,5	40	102	55	45	12	☹
★ DC175-03-10.600A1-	10,6	40	102	55	45	12	☹
★ DC175-03-10.700A1-	10,7	40	102	55	45	12	☹
★ DC175-03-10.716A1-	10,716	40	102	55	45	12	☹
★ DC175-03-10.800A1-	10,8	40	102	55	45	12	☹
★ DC175-03-10.900A1-	10,9	40	102	55	45	12	☹
★ DC175-03-11.000A1-	11	40	102	55	45	12	☹
★ DC175-03-11.100A1-	11,1	40	102	55	45	12	☹
★ DC175-03-11.113A1-	11,113	40	102	55	45	12	☹
★ DC175-03-11.200A1-	11,2	40	102	55	45	12	☹
★ DC175-03-11.300A1-	11,3	40	102	55	45	12	☹
★ DC175-03-11.400A1-	11,4	40	102	55	45	12	☹
★ DC175-03-11.500A1-	11,5	40	102	55	45	12	☹
★ DC175-03-11.509A1-	11,509	40	102	55	45	12	☹
★ DC175-03-11.600A1-	11,6	40	102	55	45	12	☹
★ DC175-03-11.700A1-	11,7	40	102	55	45	12	☹
★ DC175-03-11.800A1-	11,8	40	102	55	45	12	☹
★ DC175-03-11.900A1-	11,9	40	102	55	45	12	☹
★ DC175-03-12.000A1-	12	40	102	55	45	12	☹
★ DC175-03-12.100A1-	12,1	43	107	60	45	14	☹
★ DC175-03-12.200A1-	12,2	43	107	60	45	14	☹
★ DC175-03-12.300A1-	12,3	43	107	60	45	14	☹
★ DC175-03-12.303A1-	12,303	43	107	60	45	14	☹
★ DC175-03-12.500A1-	12,5	43	107	60	45	14	☹
★ DC175-03-12.600A1-	12,6	43	107	60	45	14	☹
★ DC175-03-12.700A1-	12,7	43	107	60	45	14	☹
★ DC175-03-12.900A1-	12,9	43	107	60	45	14	☹
★ DC175-03-13.000A1-	13	43	107	60	45	14	☹
★ DC175-03-13.100A1-	13,1	43	107	60	45	14	☹
★ DC175-03-13.300A1-	13,3	43	107	60	45	14	☹
★ DC175-03-13.494A1-	13,494	43	107	60	45	14	☹
★ DC175-03-13.500A1-	13,5	43	107	60	45	14	☹
★ DC175-03-13.800A1-	13,8	43	107	60	45	14	☹
★ DC175-03-14.000A1-	14	43	107	60	45	14	☹
★ DC175-03-14.200A1-	14,2	45	115	65	48	16	☹
★ DC175-03-14.288A1-	14,288	45	115	65	48	16	☹
★ DC175-03-14.500A1-	14,5	45	115	65	48	16	☹
★ DC175-03-14.750A1-	14,75	45	115	65	48	16	☹
★ DC175-03-15.000A1-	15	45	115	65	48	16	☹
★ DC175-03-15.100A1-	15,1	45	115	65	48	16	☹
★ DC175-03-15.200A1-	15,2	45	115	65	48	16	☹
★ DC175-03-15.300A1-	15,3	45	115	65	48	16	☹
★ DC175-03-15.500A1-	15,5	45	115	65	48	16	☹
★ DC175-03-15.800A1-	15,8	45	115	65	48	16	☹
★ DC175-03-16.000A1-	16	45	115	65	48	16	☹
★ DC175-03-16.500A1-	16,5	51	123	73	48	18	☹
★ DC175-03-17.500A1-	17,5	51	123	73	48	18	☹

B1

刀具	订货号	D _c m7 mm	L _c mm	l ₁ mm	l ₂ mm	l ₅ mm	d ₁ h6 mm	WJ30RZ
DIN 6535 HA	★ DC175-03-18.000A1-	18	51	123	73	48	18	
	★ DC175-03-18.500A1-	18,5	55	131	79	50	20	
	★ DC175-03-19.000A1-	19	55	131	79	50	20	
	★ DC175-03-19.500A1-	19,5	55	131	79	50	20	
	★ DC175-03-20.000A1-	20	55	131	79	50	20	

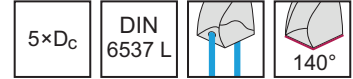
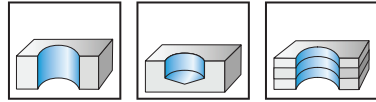
B1

整体硬质合金钻头

DC175 Supreme



- 瓦尔特 精密内冷



	P	M	K	N	S	H	O
WJ30RZ	●	●●	●	●	●●		●

B1

刀具	订货号	D _c m7 mm	L _c mm	l ₁ mm	l ₂ mm	l ₅ mm	d ₁ h6 mm	WJ30RZ
DIN 6535 HA 	★ DC175-05-03.000A1-	3	19	66	24	36	6	☹
	★ DC175-05-03.175A1-	3,175	19	66	24	36	6	☹
	★ DC175-05-03.200A1-	3,2	19	66	24	36	6	☹
	★ DC175-05-03.250A1-	3,25	19	66	24	36	6	☹
	★ DC175-05-03.300A1-	3,3	19	66	24	36	6	☹
	★ DC175-05-03.400A1-	3,4	19	66	24	36	6	☹
	★ DC175-05-03.500A1-	3,5	19	66	24	36	6	☹
	★ DC175-05-03.572A1-	3,572	19	66	24	36	6	☹
	★ DC175-05-03.600A1-	3,6	19	66	24	36	6	☹
	★ DC175-05-03.700A1-	3,7	19	66	24	36	6	☹
	★ DC175-05-04.000A1-	4	29	74	36	36	6	☹
	★ DC175-05-04.200A1-	4,2	29	74	36	36	6	☹
	★ DC175-05-04.366A1-	4,366	29	74	36	36	6	☹
	★ DC175-05-04.763A1-	4,763	35	82	44	36	6	☹
	★ DC175-05-04.800A1-	4,8	35	82	44	36	6	☹
	★ DC175-05-04.900A1-	4,9	35	82	44	36	6	☹
	★ DC175-05-05.000A1-	5	35	82	44	36	6	☹
	★ DC175-05-05.100A1-	5,1	35	82	44	36	6	☹
	★ DC175-05-05.159A1-	5,159	35	82	44	36	6	☹
	★ DC175-05-05.200A1-	5,2	35	82	44	36	6	☹
	★ DC175-05-05.300A1-	5,3	35	82	44	36	6	☹
	★ DC175-05-05.400A1-	5,4	35	82	44	36	6	☹
	★ DC175-05-05.500A1-	5,5	35	82	44	36	6	☹
	★ DC175-05-05.550A1-	5,55	35	82	44	36	6	☹
	★ DC175-05-05.556A1-	5,556	35	82	44	36	6	☹
	★ DC175-05-05.600A1-	5,6	35	82	44	36	6	☹
	★ DC175-05-05.700A1-	5,7	35	82	44	36	6	☹
	★ DC175-05-05.800A1-	5,8	35	82	44	36	6	☹
	★ DC175-05-05.900A1-	5,9	35	82	44	36	6	☹
	★ DC175-05-05.953A1-	5,953	35	82	44	36	6	☹
	★ DC175-05-06.000A1-	6	35	82	44	36	6	☹
	★ DC175-05-06.100A1-	6,1	43	91	53	36	8	☹
	★ DC175-05-06.200A1-	6,2	43	91	53	36	8	☹
	★ DC175-05-06.300A1-	6,3	43	91	53	36	8	☹
	★ DC175-05-06.350A1-	6,35	43	91	53	36	8	☹
★ DC175-05-06.400A1-	6,4	43	91	53	36	8	☹	

对于直径 3-3.75 : 总长度符合 DIN 6537 L, 开槽比 DIN 6537 L 短

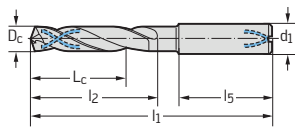
刀具	订货号	D _c m7 mm	L _c mm	l ₁ mm	l ₂ mm	l ₅ mm	d ₁ h6 mm	WJ30RZ
DIN 6535 HA 	★ DC175-05-06.500A1-	6,5	43	91	53	36	8	☺
	★ DC175-05-06.600A1-	6,6	43	91	53	36	8	☺
	★ DC175-05-06.700A1-	6,7	43	91	53	36	8	☺
	★ DC175-05-06.747A1-	6,747	43	91	53	36	8	☺
	★ DC175-05-06.800A1-	6,8	43	91	53	36	8	☺
	★ DC175-05-06.900A1-	6,9	43	91	53	36	8	☺
	★ DC175-05-07.000A1-	7	43	91	53	36	8	☺
	★ DC175-05-07.100A1-	7,1	43	91	53	36	8	☺
	★ DC175-05-07.144A1-	7,144	43	91	53	36	8	☺
	★ DC175-05-07.200A1-	7,2	43	91	53	36	8	☺
	★ DC175-05-07.300A1-	7,3	43	91	53	36	8	☺
	★ DC175-05-07.400A1-	7,4	43	91	53	36	8	☺
	★ DC175-05-07.500A1-	7,5	43	91	53	36	8	☺
	★ DC175-05-07.541A1-	7,541	43	91	53	36	8	☺
	★ DC175-05-07.600A1-	7,6	43	91	53	36	8	☺
	★ DC175-05-07.700A1-	7,7	43	91	53	36	8	☺
	★ DC175-05-07.800A1-	7,8	43	91	53	36	8	☺
	★ DC175-05-07.900A1-	7,9	43	91	53	36	8	☺
	★ DC175-05-07.938A1-	7,938	43	91	53	36	8	☺
	★ DC175-05-08.000A1-	8	43	91	53	36	8	☺
	★ DC175-05-08.100A1-	8,1	49	103	61	40	10	☺
	★ DC175-05-08.200A1-	8,2	49	103	61	40	10	☺
	★ DC175-05-08.300A1-	8,3	49	103	61	40	10	☺
	★ DC175-05-08.334A1-	8,334	49	103	61	40	10	☺
	★ DC175-05-08.400A1-	8,4	49	103	61	40	10	☺
	★ DC175-05-08.500A1-	8,5	49	103	61	40	10	☺
	★ DC175-05-08.600A1-	8,6	49	103	61	40	10	☺
	★ DC175-05-08.700A1-	8,7	49	103	61	40	10	☺
	★ DC175-05-08.731A1-	8,731	49	103	61	40	10	☺
	★ DC175-05-08.800A1-	8,8	49	103	61	40	10	☺
	★ DC175-05-08.900A1-	8,9	49	103	61	40	10	☺
	★ DC175-05-09.000A1-	9	49	103	61	40	10	☺
	★ DC175-05-09.100A1-	9,1	49	103	61	40	10	☺
	★ DC175-05-09.128A1-	9,128	49	103	61	40	10	☺
	★ DC175-05-09.200A1-	9,2	49	103	61	40	10	☺
	★ DC175-05-09.300A1-	9,3	49	103	61	40	10	☺
	★ DC175-05-09.400A1-	9,4	49	103	61	40	10	☺
	★ DC175-05-09.500A1-	9,5	49	103	61	40	10	☺
	★ DC175-05-09.525A1-	9,525	49	103	61	40	10	☺
	★ DC175-05-09.600A1-	9,6	49	103	61	40	10	☺
★ DC175-05-09.700A1-	9,7	49	103	61	40	10	☺	
★ DC175-05-09.800A1-	9,8	49	103	61	40	10	☺	
★ DC175-05-09.900A1-	9,9	49	103	61	40	10	☺	
★ DC175-05-09.922A1-	9,922	49	103	61	40	10	☺	
★ DC175-05-10.000A1-	10	49	103	61	40	10	☺	
★ DC175-05-10.100A1-	10,1	56	118	71	45	12	☺	
★ DC175-05-10.200A1-	10,2	56	118	71	45	12	☺	
★ DC175-05-10.300A1-	10,3	56	118	71	45	12	☺	
★ DC175-05-10.319A1-	10,319	56	118	71	45	12	☺	

对于直径 3-3.75 : 总长度符合 DIN 6537 L, 开槽比 DIN 6537 L 短

B1

刀具

DIN 6535 HA



订货号	D _c m7 mm	L _c mm	l ₁ mm	l ₂ mm	l ₅ mm	d ₁ h6 mm	WJ30RZ
★ DC175-05-10.400A1-	10,4	56	118	71	45	12	☹
★ DC175-05-10.500A1-	10,5	56	118	71	45	12	☹
★ DC175-05-10.600A1-	10,6	56	118	71	45	12	☹
★ DC175-05-10.700A1-	10,7	56	118	71	45	12	☹
★ DC175-05-10.716A1-	10,716	56	118	71	45	12	☹
★ DC175-05-10.800A1-	10,8	56	118	71	45	12	☹
★ DC175-05-10.900A1-	10,9	56	118	71	45	12	☹
★ DC175-05-11.000A1-	11	56	118	71	45	12	☹
★ DC175-05-11.100A1-	11,1	56	118	71	45	12	☹
★ DC175-05-11.113A1-	11,113	56	118	71	45	12	☹
★ DC175-05-11.200A1-	11,2	56	118	71	45	12	☹
★ DC175-05-11.300A1-	11,3	56	118	71	45	12	☹
★ DC175-05-11.400A1-	11,4	56	118	71	45	12	☹
★ DC175-05-11.500A1-	11,5	56	118	71	45	12	☹
★ DC175-05-11.509A1-	11,509	56	118	71	45	12	☹
★ DC175-05-11.600A1-	11,6	56	118	71	45	12	☹
★ DC175-05-11.700A1-	11,7	56	118	71	45	12	☹
★ DC175-05-11.800A1-	11,8	56	118	71	45	12	☹
★ DC175-05-11.900A1-	11,9	56	118	71	45	12	☹
★ DC175-05-12.000A1-	12	56	118	71	45	12	☹
★ DC175-05-12.100A1-	12,1	60	124	77	45	14	☹
★ DC175-05-12.200A1-	12,2	60	124	77	45	14	☹
★ DC175-05-12.300A1-	12,3	60	124	77	45	14	☹
★ DC175-05-12.303A1-	12,303	60	124	77	45	14	☹
★ DC175-05-12.500A1-	12,5	60	124	77	45	14	☹
★ DC175-05-12.600A1-	12,6	60	124	77	45	14	☹
★ DC175-05-12.700A1-	12,7	60	124	77	45	14	☹
★ DC175-05-12.800A1-	12,8	60	124	77	45	14	☹
★ DC175-05-13.000A1-	13	60	124	77	45	14	☹
★ DC175-05-13.100A1-	13,1	60	124	77	45	14	☹
★ DC175-05-13.300A1-	13,3	60	124	77	45	14	☹
★ DC175-05-13.494A1-	13,494	60	124	77	45	14	☹
★ DC175-05-13.500A1-	13,5	60	124	77	45	14	☹
★ DC175-05-13.800A1-	13,8	60	124	77	45	14	☹
★ DC175-05-14.000A1-	14	60	124	77	45	14	☹
★ DC175-05-14.200A1-	14,2	63	133	83	48	16	☹
★ DC175-05-14.288A1-	14,288	63	133	83	48	16	☹
★ DC175-05-14.400A1-	14,4	63	133	83	48	16	☹
★ DC175-05-14.500A1-	14,5	63	133	83	48	16	☹
★ DC175-05-14.800A1-	14,8	63	133	83	48	16	☹
★ DC175-05-15.000A1-	15	63	133	83	48	16	☹
★ DC175-05-15.100A1-	15,1	63	133	83	48	16	☹
★ DC175-05-15.300A1-	15,3	63	133	83	48	16	☹
★ DC175-05-15.500A1-	15,5	63	133	83	48	16	☹
★ DC175-05-15.800A1-	15,8	63	133	83	48	16	☹
★ DC175-05-15.875A1-	15,875	63	133	83	48	16	☹
★ DC175-05-16.000A1-	16	63	133	83	48	16	☹
★ DC175-05-16.500A1-	16,5	71	143	93	48	18	☹
★ DC175-05-17.000A1-	17	71	143	93	48	18	☹

对于直径 3-3.75 : 总长度符合 DIN 6537 L, 开槽比 DIN 6537 L 短

刀具	订货号	D _c m7 mm	L _c mm	l ₁ mm	l ₂ mm	l ₅ mm	d ₁ h6 mm	WJ30RZ
DIN 6535 HA 	★ DC175-05-17.500A1-	17,5	71	143	93	48	18	
	★ DC175-05-18.000A1-	18	71	143	93	48	18	
	★ DC175-05-18.500A1-	18,5	77	153	101	50	20	
	★ DC175-05-19.000A1-	19	77	153	101	50	20	
	★ DC175-05-19.500A1-	19,5	77	153	101	50	20	
	★ DC175-05-20.000A1-	20	77	153	101	50	20	

对于直径 3-3.75 : 总长度符合 DIN 6537 L, 开槽比 DIN 6537 L 短

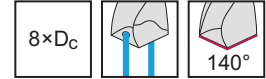
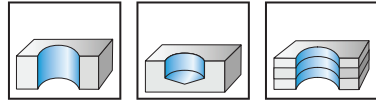
B1

整体硬质合金钻头

DC175 Supreme



- 瓦尔特 精密内冷



	P	M	K	N	S	H	O
WJ30RY	●	●●	●	●	●●		●


B1

刀具	订货号	D _c m7 mm	L _c mm	l ₁ mm	l ₂ mm	l ₅ mm	d ₁ h6 mm	WJ30RY
DIN 6535 HA 	★ DC175-08-03.400A1-	3,4	28	74	34	36	6	☹
	★ DC175-08-03.500A1-	3,5	28	74	34	36	6	☹
	★ DC175-08-03.700A1-	3,7	28	74	34	36	6	☹
	★ DC175-08-04.763A1-	4,763	48	97	57	36	6	☹
	★ DC175-08-04.800A1-	4,8	48	97	57	36	6	☹
	★ DC175-08-05.000A1-	5	48	97	57	36	6	☹
	★ DC175-08-05.100A1-	5,1	48	97	57	36	6	☹
	★ DC175-08-05.200A1-	5,2	48	97	57	36	6	☹
	★ DC175-08-05.500A1-	5,5	48	97	57	36	6	☹
	★ DC175-08-05.600A1-	5,6	48	97	57	36	6	☹
	★ DC175-08-05.800A1-	5,8	48	97	57	36	6	☹
	★ DC175-08-06.000A1-	6	48	97	57	36	6	☹
	★ DC175-08-06.100A1-	6,1	55	106	66	36	8	☹
	★ DC175-08-06.200A1-	6,2	55	106	66	36	8	☹
	★ DC175-08-06.300A1-	6,3	55	106	66	36	8	☹
	★ DC175-08-06.350A1-	6,35	55	106	66	36	8	☹
	★ DC175-08-06.400A1-	6,4	55	106	66	36	8	☹
	★ DC175-08-06.500A1-	6,5	55	106	66	36	8	☹
	★ DC175-08-06.600A1-	6,6	55	106	66	36	8	☹
	★ DC175-08-06.700A1-	6,7	55	106	66	36	8	☹
	★ DC175-08-06.800A1-	6,8	55	106	66	36	8	☹
	★ DC175-08-06.900A1-	6,9	55	106	66	36	8	☹
	★ DC175-08-07.000A1-	7	55	106	66	36	8	☹
	★ DC175-08-07.144A1-	7,144	64	116	76	36	8	☹
	★ DC175-08-07.500A1-	7,5	64	116	76	36	8	☹
	★ DC175-08-07.600A1-	7,6	64	116	76	36	8	☹
	★ DC175-08-07.700A1-	7,7	64	116	76	36	8	☹
	★ DC175-08-08.000A1-	8	64	116	76	36	8	☹
	★ DC175-08-08.100A1-	8,1	80	139	95	40	10	☹
	★ DC175-08-08.200A1-	8,2	80	139	95	40	10	☹
	★ DC175-08-08.400A1-	8,4	80	139	95	40	10	☹
	★ DC175-08-08.500A1-	8,5	80	139	95	40	10	☹
	★ DC175-08-08.600A1-	8,6	80	139	95	40	10	☹
	★ DC175-08-08.700A1-	8,7	80	139	95	40	10	☹
★ DC175-08-08.800A1-	8,8	80	139	95	40	10	☹	
★ DC175-08-09.000A1-	9	80	139	95	40	10	☹	

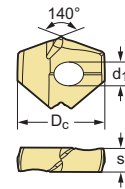
刀具	订货号	D _c m7 mm	L _c mm	l ₁ mm	l ₂ mm	l ₅ mm	d ₁ h6 mm	WJ30RY
DIN 6535 HA 	★ DC175-08-09.200A1-	9,2	80	139	95	40	10	⊕
	★ DC175-08-09.300A1-	9,3	80	139	95	40	10	⊕
	★ DC175-08-09.500A1-	9,5	80	139	95	40	10	⊕
	★ DC175-08-09.800A1-	9,8	80	139	95	40	10	⊕
	★ DC175-08-10.000A1-	10	80	139	95	40	10	⊕
	★ DC175-08-10.200A1-	10,2	96	163	114	45	12	⊕
	★ DC175-08-10.500A1-	10,5	96	163	114	45	12	⊕
	★ DC175-08-11.000A1-	11	96	163	114	45	12	⊕
	★ DC175-08-11.500A1-	11,5	96	163	114	45	12	⊕
	★ DC175-08-12.000A1-	12	96	163	114	45	12	⊕
	★ DC175-08-12.500A1-	12,5	119	182	133	45	14	⊕
	★ DC175-08-13.000A1-	13	119	182	133	45	14	⊕
	★ DC175-08-14.000A1-	14	119	182	133	45	14	⊕
	★ DC175-08-15.000A1-	15	136	204	152	48	16	⊕
	★ DC175-08-16.000A1-	16	136	204	152	48	16	⊕

B1

B1



可换刀片 P6006



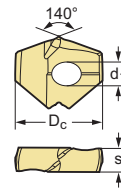
钻尖刀片

订货号	切削刃数量	D _c mm	定位尺寸	d ₁ mm	s mm	P	
						HC	
	P6006-D12,00R	2	12	A	3	3,6	WPP25
	P6006-D12,50R	2	12,5	A	3	3,6	WPP25
	P6006-D12,70R	2	12,7	A	3	3,6	WPP25
	P6006-D13,00R	2	13	A	3	3,6	WPP25
	P6006-D13,50R	2	13,5	A	3	3,6	WPP25
	P6006-D13,70R	2	13,7	A	3	3,6	WPP25
	P6006-D14,00R	2	14	B	3	4	WPP25
	P6006-D14,10R	2	14,1	B	3	4	WPP25
	P6006-D14,20R	2	14,2	B	3	4	WPP25
	P6006-D14,30R	2	14,3	B	3	4	WPP25
	P6006-D14,50R	2	14,5	B	3	4	WPP25
	P6006-D14,68R	2	14,68	B	3	4	WPP25
	P6006-D15,00R	2	15	B	3	4	WPP25
	P6006-D15,09R	2	15,09	B	3	4	WPP25
	P6006-D15,20R	2	15,2	B	3	4	WPP25
	P6006-D15,30R	2	15,3	B	3	4	WPP25
	P6006-D15,50R	2	15,5	B	3	4	WPP25
	P6006-D15,70R	2	15,7	B	3	4	WPP25
	P6006-D15,87R	2	15,87	B	3	4	WPP25
	P6006-D16,00R	2	16	C	4	4,5	WPP25
	P6006-D16,26R	2	16,26	C	4	4,5	WPP25
	P6006-D16,50R	2	16,5	C	4	4,5	WPP25
	P6006-D16,66R	2	16,66	C	4	4,5	WPP25
	P6006-D16,70R	2	16,7	C	4	4,5	WPP25
	P6006-D17,00R	2	17	C	4	4,5	WPP25
	P6006-D17,07R	2	17,07	C	4	4,5	WPP25
	P6006-D17,45R	2	17,45	C	4	4,5	WPP25
	P6006-D17,50R	2	17,5	C	4	4,5	WPP25
	P6006-D17,70R	2	17,7	C	4	4,5	WPP25
	P6006-D17,86R	2	17,86	C	4	4,5	WPP25
	P6006-D18,00R	2	18	D	4	5	WPP25
	P6006-D18,24R	2	18,24	D	4	5	WPP25
	P6006-D18,50R	2	18,5	D	4	5	WPP25
P6006-D18,65R	2	18,65	D	4	5	WPP25	
P6006-D18,70R	2	18,7	D	4	5	WPP25	
P6006-D19,00R	2	19	D	4	5	WPP25	
P6006-D19,05R	2	19,05	D	4	5	WPP25	
P6006-D19,25R	2	19,25	D	4	5	WPP25	
P6006-D19,50R	2	19,5	D	4	5	WPP25	
P6006-D19,70R	2	19,7	D	4	5	WPP25	
P6006-D19,84R	2	19,84	D	4	5	WPP25	
P6006-D20,00R	2	20	E	5	5,5	WPP25	
P6006-D20,24R	2	20,24	E	5	5,5	WPP25	
P6006-D20,50R	2	20,5	E	5	5,5	WPP25	
P6006-D20,62R	2	20,62	E	5	5,5	WPP25	
P6006-D20,70R	2	20,7	E	5	5,5	WPP25	

订购示例：P60..-D13.00R 在刀具材质 WPP25 (ISO P, 非合金钢) 中有 P6006 : P6006-D13.00R WPP25

HC = 涂层硬质合金

B1

可换刀片
 P6006


钻尖刀片

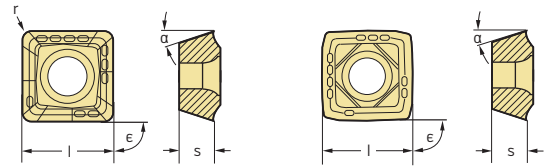
B1

订货号	切削刃数量	D _c mm	定位尺寸	d ₁ mm	s mm	P
						HC
P6006-D21,00R	2	21	E	5	5,5	WPP25
P6006-D21,50R	2	21,5	E	5	5,5	WPP25
P6006-D21,70R	2	21,7	E	5	5,5	WPP25
P6006-D22,00R	2	22	F	5	6	WPP25
P6006-D22,22R	2	22,22	F	5	6	WPP25
P6006-D22,50R	2	22,5	F	5	6	WPP25
P6006-D22,70R	2	22,7	F	5	6	WPP25
P6006-D23,00R	2	23	F	5	6	WPP25
P6006-D23,50R	2	23,5	F	5	6	WPP25
P6006-D23,80R	2	23,8	F	5	6	WPP25
P6006-D24,00R	2	24	G	5	6,5	WPP25
P6006-D24,50R	2	24,5	G	5	6,5	WPP25
P6006-D24,70R	2	24,7	G	5	6,5	WPP25
P6006-D25,00R	2	25	G	5	6,5	WPP25
P6006-D25,25R	2	25,25	G	5	6,5	WPP25
P6006-D25,40R	2	25,4	G	5	6,5	WPP25
P6006-D25,50R	2	25,5	G	5	6,5	WPP25
P6006-D25,65R	2	25,65	G	5	6,5	WPP25
P6006-D25,70R	2	25,7	G	5	6,5	WPP25
P6006-D25,80R	2	25,8	G	5	6,5	WPP25
P6006-D26,00R	2	26	H	6	7,1	WPP25
P6006-D26,25R	2	26,25	H	6	7,1	WPP25
P6006-D26,50R	2	26,5	H	6	7,1	WPP25
P6006-D27,00R	2	27	H	6	7,1	WPP25
P6006-D27,50R	2	27,5	H	6	7,1	WPP25
P6006-D28,00R	2	28	J	6	7,7	WPP25
P6006-D28,50R	2	28,5	J	6	7,7	WPP25
P6006-D28,57R	2	28,57	J	6	7,7	WPP25
P6006-D29,00R	2	29	J	6	7,7	WPP25
P6006-D29,50R	2	29,5	J	6	7,7	WPP25
P6006-D30,00R	2	30	K	6	8	WPP25
P6006-D30,50R	2	30,5	K	6	8	WPP25
P6006-D31,00R	2	31	K	6	8	WPP25
P6006-D31,50R	2	31,5	K	6	8	WPP25
P6006-D31,75R	2	31,75	K	6	8	WPP25
P6006-D31,99R	2	31,99	K	6	8	WPP25
P6006-D32,00R	2	32	M	6	8,3	WPP25
P6006-D33,00R	2	33	M	6	8,3	WPP25
P6006-D34,00R	2	34	N	6	8,6	WPP25
P6006-D35,00R	2	35	N	6	8,6	WPP25
P6006-D36,00R	2	36	P	6	8,9	WPP25
P6006-D37,00R	2	37	P	6	8,9	WPP25
P6006-D37,99R	2	37,99	P	6	8,9	WPP25

订购示例：P60..-D13.00R 在刀具材质 WPP25 (ISO P, 非合金钢) 中有 P6006：P6006-D13.00R WPP25

HC = 涂层硬质合金

正方形
P484 .

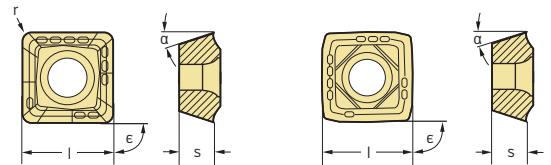


可转位刀片

订货号	切削刃数量	l mm	s mm	r mm	α	ε	N	
							HC	WN15
	P4840C-1R-E77	4	4,9	1,96	0,29	11°	90°	
	P4840C-2R-E77	4	5,95	2,38	0,34	11°	90°	
	P4840C-3R-E77	4	7	2,8	0,4	11°	90°	
	P4840C-4R-E77	4	8,4	3,36	0,48	11°	90°	
	P4840C-5R-E77	4	10,29	4,12	0,59	11°	90°	
	P4840C-6R-E77	4	12,24	4,87	0,7	11°	90°	
	P4840C-7R-E77	4	14,69	5,53	0,8	11°	90°	
	P4840C-8R-E77	4	17,49	5,56	1	11°	90°	

HC = 涂层硬质合金

正方形
P484 .

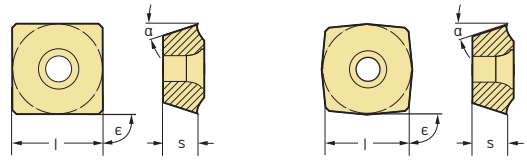


可转位刀片

订货号	切削刃数量	l mm	s mm	r mm	α	ε	N	
							HC	WN15
	P4840P-1R-E77	4	4,55	1,96	0,29	11°	90°	
	P4840P-2R-E77	4	5,52	2,28	0,34	11°	90°	
	P4840P-3R-E77	4	6,5	2,8	0,4	11°	90°	
	P4840P-4R-E77	4	7,8	3,36	0,48	11°	90°	
	P4840P-5R-E77	4	9,56	4,12	0,59	11°	90°	
	P4840P-6R-E77	4	11,75	4,87	0,7	11°	90°	
	P4840P-7R-E77	4	14,03	5,53	0,8	11°	90°	
	P4840P-8R-E77	4	16,5	5,53	1	11°	90°	

HC = 涂层硬质合金

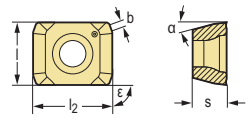
B1

正方形
P284..


可转位刀片

订货号	切削刃数量	l mm	s mm	α	ε	N	
						HC	WNN15
P2840S-1N-E77	4	6,35	2,38	14°	90°	HC	WNN15
P2840S-2N-E77	4	7,8	3,18	14°	90°	HC	WNN15
P2840S-3N-E77	4	9,52	3,97	11°	96°	HC	WNN15
P2840S-4N-E77	4	11	3,97	11°	96°	HC	WNN15
P2840S-5N-E77	4	12,7	4,76	11°	96°	HC	WNN15
P2840S-6N-E77	4	15	4,76	11°	96°	HC	WNN15
P2840S-7N-E77	4	17,6	5,56	11°	96°	HC	WNN15

HC = 涂层硬质合金


 矩形
LCGX


可转位刀片

订货号	切削刃数量	l mm	l ₂ mm	s mm	α	ε	b mm	N	
								HC	WNN15
LCGX050203-E77	2	4	5,2	2,38	7°	90°	0,6	HC	WNN15
LCGX06T204-E77	2	5,2	6,6	2,78	7°	90°	0,8	HC	WNN15

HC = 涂层硬质合金

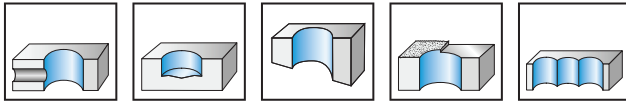
B1



B1

可转位刀片钻头

 D3120-03 mm

3×D_C
Z=1


D3120-03	P	M	K	N	S	H	O
	●●	●●	●●	●●	●●		

B1

刀具

	订货号	D _C mm	L _C mm	l ₄ mm	l ₅ mm	d ₁ mm	d ₄ mm	kg	可转位 刀片 数量	型号
圆柱削平柄 	D3120-03-16.00F25-P21	16	48	73	56	25	32	0,31	2	P284 . S-1N- ..
	D3120-03-17.00F25-P21	17	51	76	56	25	32	0,32	2	
	★ D3120-03-17.50F25-P21	17,5	52,5	77,5	56	25	32	0,33	2	
	D3120-03-18.00F25-P21	18	54	79	56	25	32	0,33	2	
	D3120-03-19.00F25-P21	19	57	82	56	25	32	0,34	2	
	★ D3120-03-19.50F25-P21	19,5	58,5	83,5	56	25	32	0,35	2	
	D3120-03-20.00F25-P21	20	60	85	56	25	32	0,4	2	
圆柱削平柄 	D3120-03-26.00F32-P23	26	78	110	60	32	40	0,67	2	P284 . S-3N- ..
	★ D3120-03-26.50F32-P23	26,5	79,5	111,5	60	32	40	0,69	2	
	D3120-03-27.00F32-P23	27	81	113	60	32	40	0,74	2	
	D3120-03-28.00F32-P23	28	84	116	60	32	40	0,73	2	
	D3120-03-29.00F32-P23	29	87	119	60	32	40	0,76	2	
	★ D3120-03-29.50F32-P23	29,5	88,5	120,5	60	32	40	0,78	2	
	D3120-03-30.00F32-P23	30	90	122	60	32	40	0,84	2	
圆柱削平柄 	D3120-03-37.00F40-P25	37	111	151	70	40	50	1,43	2	P284 . S-5N- ..
	★ D3120-03-37.50F40-P25	37,5	112,5	152,5	70	40	50	1,46	2	
	D3120-03-38.00F40-P25	38	114	154	70	40	50	1,49	2	
	D3120-03-39.00F40-P25	39	117	157	70	40	50	1,64	2	
	D3120-03-40.00F40-P25	40	120	160	70	40	50	1,6	2	
	★ D3120-03-40.50F40-P25	40,5	121,5	161,5	70	40	50	1,64	2	
	D3120-03-41.00F40-P25	41	123	163	70	40	50	1,67	2	
	D3120-03-42.00F40-P25	42	126	166	70	40	50	1,83	2	
圆柱削平柄 	★ D3120-03-43.00F40-P26	43	129	169	70	40	50	1,74	2	P284 . S-6N- ..
	★ D3120-03-44.00F40-P26	44	132	172	70	40	50	1,81	2	
	★ D3120-03-45.00F40-P26	45	135	175	70	40	50	1,89	2	
	★ D3120-03-46.00F40-P26	46	138	178	70	40	50	1,98	2	
	★ D3120-03-47.00F40-P26	47	141	181	70	40	50	2,05	2	
	★ D3120-03-48.00F40-P26	48	144	184	70	40	50	2,14	2	
	★ D3120-03-49.00F40-P26	49	147	187	70	40	50	2,23	2	
	★ D3120-03-50.00F40-P26	50	150	190	70	40	50	2,33	2	
圆柱削平柄 	★ D3120-03-50.50F40-P27	50,5	151,5	191,5	70	40	50	2,29	2	P284 . S-7N- ..
	★ D3120-03-51.00F40-P27	51	153	193	70	40	50	2,34	2	
	★ D3120-03-52.00F40-P27	52	156	196	70	40	50	2,44	2	
	★ D3120-03-53.00F40-P27	53	159	199	70	40	50	2,55	2	
	★ D3120-03-54.00F40-P27	54	162	202	70	40	50	2,67	2	
	★ D3120-03-54.50F40-P27	54,5	163,5	203,5	70	40	50	2,73	2	

刀杆和备件包括在供货范围内

备件		D _c [mm]	16-20	26-30	37-42	43-58
	可转位刀片夹紧螺钉 锁紧扭矩		FS1454 (T8IP) 1,2 Nm	FS2181 (T15IP) 3 Nm	FS2139 (T20IP) 5 Nm	FS2281 (T20IP) 5 Nm

附件		D _c [mm]	16-20	26-30	37-58
	扭矩螺丝刀, 模拟型		FS2001	FS2003	FS2003
	扭矩螺丝刀, 数显型		FS2248	FS2248	FS2248
	可换刀头		FS2012 (T8IP)	FS2014 (T15IP)	FS2015 (T20IP)
	螺丝刀		FS1483 (T8IP)	FS1485 (T15IP)	FS1486 (T20IP)

可转位刀片

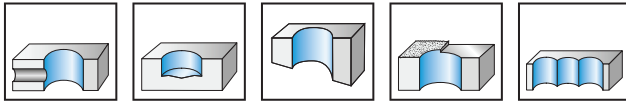
订货号	P				M			K		S		
	HC				HC			HC		HC		
	WKP25S	WKP35S	WSP45G	WSP45S	WXP40	WSP45G	WSP45S	WXP40	WKP25S	WKP35S	WSP45G	WSP45S
P2840S-1N-A57	HW	HW	HW	HW	HW	HW	HW	HW	HW	HW	HW	HW
P2840S-1N-E67	HW	HW	HW	HW	HW	HW	HW	HW	HW	HW	HW	HW
P2841S-1N-A57	HW	HW	HW	HW	HW	HW	HW	HW	HW	HW	HW	HW
P2841S-1N-E57	HW	HW	HW	HW	HW	HW	HW	HW	HW	HW	HW	HW
P2841S-1N-E67	HW	HW	HW	HW	HW	HW	HW	HW	HW	HW	HW	HW
P2840S-3N-A57	HW	HW	HW	HW	HW	HW	HW	HW	HW	HW	HW	HW
P2840S-3N-E67	HW	HW	HW	HW	HW	HW	HW	HW	HW	HW	HW	HW
P2841S-3N-A57	HW	HW	HW	HW	HW	HW	HW	HW	HW	HW	HW	HW
P2841S-3N-E57	HW	HW	HW	HW	HW	HW	HW	HW	HW	HW	HW	HW
P2841S-3N-E67	HW	HW	HW	HW	HW	HW	HW	HW	HW	HW	HW	HW
P2840S-5N-A57	HW	HW	HW	HW	HW	HW	HW	HW	HW	HW	HW	HW
P2840S-5N-E67	HW	HW	HW	HW	HW	HW	HW	HW	HW	HW	HW	HW
P2841S-5N-A57	HW	HW	HW	HW	HW	HW	HW	HW	HW	HW	HW	HW
P2841S-5N-E57	HW	HW	HW	HW	HW	HW	HW	HW	HW	HW	HW	HW
P2841S-5N-E67	HW	HW	HW	HW	HW	HW	HW	HW	HW	HW	HW	HW
P2840S-6N-A57	HW	HW	HW	HW	HW	HW	HW	HW	HW	HW	HW	HW
P2840S-6N-E67	HW	HW	HW	HW	HW	HW	HW	HW	HW	HW	HW	HW
P2841S-6N-A57	HW	HW	HW	HW	HW	HW	HW	HW	HW	HW	HW	HW
P2841S-6N-E57	HW	HW	HW	HW	HW	HW	HW	HW	HW	HW	HW	HW
P2841S-6N-E67	HW	HW	HW	HW	HW	HW	HW	HW	HW	HW	HW	HW
P2840S-7N-A57	HW	HW	HW	HW	HW	HW	HW	HW	HW	HW	HW	HW
P2840S-7N-E67	HW	HW	HW	HW	HW	HW	HW	HW	HW	HW	HW	HW
P2841S-7N-A57	HW	HW	HW	HW	HW	HW	HW	HW	HW	HW	HW	HW
P2841S-7N-E57	HW	HW	HW	HW	HW	HW	HW	HW	HW	HW	HW	HW
P2841S-7N-E67	HW	HW	HW	HW	HW	HW	HW	HW	HW	HW	HW	HW

HC = 涂层硬质合金
HW = 非涂层硬质合金

B1

可转位刀片钻头

 D3120-03 mm

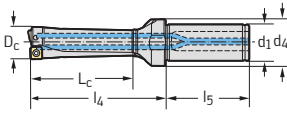
3×D_c Z=1


	P	M	K	N	S	H	O
D3120-03	●●	●●	●●	●●	●●	●●	●●

B1

刀具

	订货号	D _c mm	L _c mm	l ₄ mm	l ₅ mm	d ₁ mm	d ₄ mm	kg	可转位 刀片 数量	型号
圆柱削平柄	★ D3120-03-55.00F40-P27	55	165	205	70	40	50	2,79	2	P284 . S-7N- ...
	★ D3120-03-56.00F40-P27	56	168	208	70	40	50	2,91	2	
	★ D3120-03-57.00F40-P27	57	171	211	70	40	50	3,04	2	
	★ D3120-03-58.00F40-P27	58	174	214	70	40	50	3,17	2	



刀杆和备件包括在供货范围内

备件		D _c [mm]	16-20	26-30	37-42	43-58
	可转位刀片夹紧螺钉 锁紧扭矩		FS1454 (T8IP) 1,2 Nm	FS2181 (T15IP) 3 Nm	FS2139 (T20IP) 5 Nm	FS2281 (T20IP) 5 Nm

附件		D _c [mm]	16-20	26-30	37-58
	偏心套				
	FS722		FS723	FS724	
	扭矩螺丝刀, 模拟型		FS2001	FS2003	FS2003
	扭矩螺丝刀, 数显型		FS2248	FS2248	FS2248
	可换刀头		FS2012 (T8IP)	FS2014 (T15IP)	FS2015 (T20IP)
	螺丝刀		FS1483 (T8IP)	FS1485 (T15IP)	FS1486 (T20IP)

可转位刀片

订货号	P				M			K		S		
	HC				HC			HC		HC		
	WKP25S	WKP35S	WSP45G	WSP45S	WXP40	WSP45G	WSP45S	WXP40	WKP25S	WKP35S	WSP45G	WSP45S
P2840S-1N-A57	☒	☒	☒	☒	☒	☒	☒	☒	☒	☒	☒	☒
P2840S-1N-E67	☒	☒	☒	☒	☒	☒	☒	☒	☒	☒	☒	☒
P2841S-1N-A57	☒	☒	☒	☒	☒	☒	☒	☒	☒	☒	☒	☒
P2841S-1N-E57	☒	☒	☒	☒	☒	☒	☒	☒	☒	☒	☒	☒
P2841S-1N-E67	☒	☒	☒	☒	☒	☒	☒	☒	☒	☒	☒	☒
P2840S-3N-A57	☒	☒	☒	☒	☒	☒	☒	☒	☒	☒	☒	☒
P2840S-3N-E67	☒	☒	☒	☒	☒	☒	☒	☒	☒	☒	☒	☒
P2841S-3N-A57	☒	☒	☒	☒	☒	☒	☒	☒	☒	☒	☒	☒
P2841S-3N-E57	☒	☒	☒	☒	☒	☒	☒	☒	☒	☒	☒	☒
P2841S-3N-E67	☒	☒	☒	☒	☒	☒	☒	☒	☒	☒	☒	☒
P2840S-5N-A57	☒	☒	☒	☒	☒	☒	☒	☒	☒	☒	☒	☒
P2840S-5N-E67	☒	☒	☒	☒	☒	☒	☒	☒	☒	☒	☒	☒
P2841S-5N-A57	☒	☒	☒	☒	☒	☒	☒	☒	☒	☒	☒	☒
P2841S-5N-E57	☒	☒	☒	☒	☒	☒	☒	☒	☒	☒	☒	☒
P2841S-5N-E67	☒	☒	☒	☒	☒	☒	☒	☒	☒	☒	☒	☒
P2840S-6N-A57	☒	☒	☒	☒	☒	☒	☒	☒	☒	☒	☒	☒
P2840S-6N-E67	☒	☒	☒	☒	☒	☒	☒	☒	☒	☒	☒	☒
P2841S-6N-A57	☒	☒	☒	☒	☒	☒	☒	☒	☒	☒	☒	☒
P2841S-6N-E57	☒	☒	☒	☒	☒	☒	☒	☒	☒	☒	☒	☒
P2841S-6N-E67	☒	☒	☒	☒	☒	☒	☒	☒	☒	☒	☒	☒
P2840S-7N-A57	☒	☒	☒	☒	☒	☒	☒	☒	☒	☒	☒	☒
P2840S-7N-E67	☒	☒	☒	☒	☒	☒	☒	☒	☒	☒	☒	☒
P2841S-7N-A57	☒	☒	☒	☒	☒	☒	☒	☒	☒	☒	☒	☒
P2841S-7N-E57	☒	☒	☒	☒	☒	☒	☒	☒	☒	☒	☒	☒
P2841S-7N-E67	☒	☒	☒	☒	☒	☒	☒	☒	☒	☒	☒	☒

HC = 涂层硬质合金
HW = 非涂层硬质合金

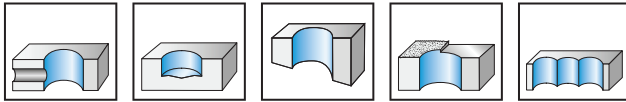
B1

可转位刀片钻头

D4120.02 inch


 2×D_C

Z=1



D4120.02	P	M	K	N	S	H	O
	●	●	●	●	●		


B1

刀具




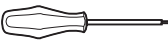
	订货号	D _C inch	L _C inch	l ₄ inch	l ₅ inch	d ₁ inch	d ₄ inch	lbs	可转位 刀片 数量	型号
圆柱削平柄	D4120.02-13.49F19-P41	0,531	1,062	1,849	2,031	0,750	1,125	0,009	1 1	P484 . P-1R- ... P484 . C-1R- ...
	D4120.02-13.89F19-P41	0,547	1,094	1,881	2,031	0,750	1,125	0,009	1 1	
	D4120.02-14.27F19-P41	0,562	1,124	1,911	2,031	0,750	1,125	0,009	1 1	
	D4120.02-14.68F19-P41	0,578	1,156	1,943	2,031	0,750	1,125	0,009	1 1	
	D4120.02-15.09F19-P41	0,594	1,188	1,975	2,031	0,750	1,125	0,009	1 1	
	D4120.02-15.47F19-P41	0,609	1,218	2,005	2,031	0,750	1,125	0,009	1 1	
	D4120.02-15.88F19-P41	0,625	1,250	2,037	2,031	0,750	1,125	0,010	1 1	
	圆柱削平柄	D4120.02-16.66F26-P42	0,656	1,312	2,310	2,281	1,000	1,375	0,016	1 1
D4120.02-17.04F26-P42		0,671	1,342	2,34	2,281	1,000	1,375	0,017	1 1	
D4120.02-17.45F26-P42		0,687	1,374	2,37	2,281	1,000	1,375	0,014	1 1	
D4120.02-17.86F26-P42		0,703	1,406	2,410	2,281	1,000	1,375	0,017	1 1	
D4120.02-18.24F26-P42		0,718	1,436	2,44	2,281	1,000	1,375	0,017	1 1	
D4120.02-19.05F26-P42		0,750	1,500	2,500	2,281	1,000	1,375	0,018	1 1	
D4120.02-19.43F26-P42		0,765	1,530	2,530	2,281	1,000	1,375	0,017	1 1	
D4120.02-19.84F26-P42		0,781	1,562	2,560	2,281	1,000	1,375	0,016	1 1	
圆柱削平柄	D4120.02-20.62F26-P43	0,812	1,624	2,62	2,281	1,000	1,375	0,002	1 1	P484 . P-3R- ... P484 . C-3R- ...
	D4120.02-21.41F26-P43	0,843	1,686	2,69	2,281	1,000	1,375	0,018	1 1	
	D4120.02-22.23F31-P43	0,875	1,750	2,880	2,281	1,250	1,625	0,026	1 1	
	D4120.02-23.01F31-P43	0,906	1,812	2,94	2,281	1,250	1,625	0,026	1 1	
	D4120.02-23.39F31-P43	0,921	1,842	2,97	2,281	1,250	1,625	0,026	1 1	
	D4120.02-23.80F31-P43	0,937	1,874	3,000	2,281	1,250	1,625	0,026	1 1	

刀杆和备件包括在供货范围内

备件

D _c [mm]		0,53-0,62	0,66-0,78	0,81-0,94	0,97-1,12	1,17-1,38	1,42-1,62	1,69-2,25
	可转位刀片夹紧螺钉 锁紧扭矩	FS2120 (T6IP) 0,4 Nm	FS2111 (T7IP) 0,9 Nm	FS1454 (T8IP) 1,2 Nm	FS1457 (T9IP) 2 Nm	FS2080 (T15IP) 2,5 Nm	FS1453 (T15IP) 3,5 Nm	FS1495 (T20IP) 5 Nm

附件

D _c [mm]		0,53-0,62	0,66-0,78	0,81-0,94	0,97-1,12	1,17-1,62	1,69-2,25
	扭矩螺丝刀, 模拟型	FS2002	FS2002	FS2002	FS2004	FS2004	FS2004
	扭矩螺丝刀, 数显型			FS2248	FS2248	FS2248	FS2248
	可换刀头	FS2085 (T6IP)	FS2011 (T7IP)	FS2012 (T8IP)	FS2013 (T9IP)	FS2014 (T15IP)	FS2015 (T20IP)
	螺丝刀	FS2086 (T6IP)	FS2088 (T7IP)	FS1483 (T8IP)	FS1484 (T9IP)	FS1485 (T15IP)	FS1486 (T20IP)

可转位刀片

订货号	P				M			K		S	
	HC				HC			HC	HC	HC	
	WKP255	WKP355	WSP45	WSP45G	WXP40	WSP45	WSP45G	WXP40	WKP255	WKP355	WSP45G
P4840C-1R-E67	✘	✘	✘	✘	✘	✘	✘	✘	✘	✘	✘
P4841C-1R-A57	✘	✘	✘	✘	✘	✘	✘	✘	✘	✘	✘
P4841C-1R-E57	✘	✘	✘	✘	✘	✘	✘	✘	✘	✘	✘
P4840C-2R-E67	✘	✘	✘	✘	✘	✘	✘	✘	✘	✘	✘
P4841C-2R-A57	✘	✘	✘	✘	✘	✘	✘	✘	✘	✘	✘
P4841C-2R-E57	✘	✘	✘	✘	✘	✘	✘	✘	✘	✘	✘
P4840C-3R-E67	✘	✘	✘	✘	✘	✘	✘	✘	✘	✘	✘
P4841C-3R-A57	✘	✘	✘	✘	✘	✘	✘	✘	✘	✘	✘
P4841C-3R-E57	✘	✘	✘	✘	✘	✘	✘	✘	✘	✘	✘
P4840C-4R-E67	✘	✘	✘	✘	✘	✘	✘	✘	✘	✘	✘
P4841C-4R-A57	✘	✘	✘	✘	✘	✘	✘	✘	✘	✘	✘
P4841C-4R-E57	✘	✘	✘	✘	✘	✘	✘	✘	✘	✘	✘
P4840C-5R-E67	✘	✘	✘	✘	✘	✘	✘	✘	✘	✘	✘
P4841C-5R-A57	✘	✘	✘	✘	✘	✘	✘	✘	✘	✘	✘
P4841C-5R-E57	✘	✘	✘	✘	✘	✘	✘	✘	✘	✘	✘
P4840C-6R-E67	✘	✘	✘	✘	✘	✘	✘	✘	✘	✘	✘
P4841C-6R-A57	✘	✘	✘	✘	✘	✘	✘	✘	✘	✘	✘
P4841C-6R-E57	✘	✘	✘	✘	✘	✘	✘	✘	✘	✘	✘
P4840C-7R-E67	✘	✘	✘	✘	✘	✘	✘	✘	✘	✘	✘
P4841C-7R-A57	✘	✘	✘	✘	✘	✘	✘	✘	✘	✘	✘
P4841C-7R-E57	✘	✘	✘	✘	✘	✘	✘	✘	✘	✘	✘
P4840C-8R-E67	✘	✘	✘	✘	✘	✘	✘	✘	✘	✘	✘
P4841C-8R-A57	✘	✘	✘	✘	✘	✘	✘	✘	✘	✘	✘
P4841C-8R-E57	✘	✘	✘	✘	✘	✘	✘	✘	✘	✘	✘

P48...C = 中心刀片
P48...P = 周边刀片

HC = 涂层硬质合金

可转位刀片

订货号	P				M			K		S	
	HC				HC			HC	HC	HC	
	WKP255	WKP355	WSP45	WSP45G	WXP40	WSP45	WSP45G	WXP40	WKP255	WKP355	WSP45G
P4840P-1R-A57	✘	✘	✘	✘	✘	✘	✘	✘	✘	✘	✘
P4840P-1R-E57	✘	✘	✘	✘	✘	✘	✘	✘	✘	✘	✘
P4840P-1R-E67	✘	✘	✘	✘	✘	✘	✘	✘	✘	✘	✘
P4841P-1R-A57	✘	✘	✘	✘	✘	✘	✘	✘	✘	✘	✘
P4841P-1R-E57	✘	✘	✘	✘	✘	✘	✘	✘	✘	✘	✘
P4840P-2R-A57	✘	✘	✘	✘	✘	✘	✘	✘	✘	✘	✘
P4840P-2R-E57	✘	✘	✘	✘	✘	✘	✘	✘	✘	✘	✘
P4840P-2R-E67	✘	✘	✘	✘	✘	✘	✘	✘	✘	✘	✘
P4841P-2R-A57	✘	✘	✘	✘	✘	✘	✘	✘	✘	✘	✘
P4841P-2R-E57	✘	✘	✘	✘	✘	✘	✘	✘	✘	✘	✘
P4840P-3R-A57	✘	✘	✘	✘	✘	✘	✘	✘	✘	✘	✘
P4840P-3R-E57	✘	✘	✘	✘	✘	✘	✘	✘	✘	✘	✘
P4840P-3R-E67	✘	✘	✘	✘	✘	✘	✘	✘	✘	✘	✘
P4841P-3R-A57	✘	✘	✘	✘	✘	✘	✘	✘	✘	✘	✘
P4841P-3R-E57	✘	✘	✘	✘	✘	✘	✘	✘	✘	✘	✘
P4840P-4R-A57	✘	✘	✘	✘	✘	✘	✘	✘	✘	✘	✘
P4840P-4R-E57	✘	✘	✘	✘	✘	✘	✘	✘	✘	✘	✘
P4840P-4R-E67	✘	✘	✘	✘	✘	✘	✘	✘	✘	✘	✘
P4841P-4R-A57	✘	✘	✘	✘	✘	✘	✘	✘	✘	✘	✘
P4841P-4R-E57	✘	✘	✘	✘	✘	✘	✘	✘	✘	✘	✘
P4840P-5R-A57	✘	✘	✘	✘	✘	✘	✘	✘	✘	✘	✘
P4840P-5R-E57	✘	✘	✘	✘	✘	✘	✘	✘	✘	✘	✘
P4840P-5R-E67	✘	✘	✘	✘	✘	✘	✘	✘	✘	✘	✘
P4841P-5R-A57	✘	✘	✘	✘	✘	✘	✘	✘	✘	✘	✘
P4841P-5R-E57	✘	✘	✘	✘	✘	✘	✘	✘	✘	✘	✘
P4840P-6R-A57	✘	✘	✘	✘	✘	✘	✘	✘	✘	✘	✘
P4840P-6R-E57	✘	✘	✘	✘	✘	✘	✘	✘	✘	✘	✘
P4840P-6R-E67	✘	✘	✘	✘	✘	✘	✘	✘	✘	✘	✘
P4841P-6R-A57	✘	✘	✘	✘	✘	✘	✘	✘	✘	✘	✘
P4841P-6R-E57	✘	✘	✘	✘	✘	✘	✘	✘	✘	✘	✘
P4840P-7R-A57	✘	✘	✘	✘	✘	✘	✘	✘	✘	✘	✘
P4840P-7R-E57	✘	✘	✘	✘	✘	✘	✘	✘	✘	✘	✘
P4840P-7R-E67	✘	✘	✘	✘	✘	✘	✘	✘	✘	✘	✘
P4841P-7R-A57	✘	✘	✘	✘	✘	✘	✘	✘	✘	✘	✘
P4841P-7R-E57	✘	✘	✘	✘	✘	✘	✘	✘	✘	✘	✘
P4840P-8R-A57	✘	✘	✘	✘	✘	✘	✘	✘	✘	✘	✘
P4840P-8R-E57	✘	✘	✘	✘	✘	✘	✘	✘	✘	✘	✘
P4840P-8R-E67	✘	✘	✘	✘	✘	✘	✘	✘	✘	✘	✘
P4841P-8R-A57	✘	✘	✘	✘	✘	✘	✘	✘	✘	✘	✘
P4841P-8R-E57	✘	✘	✘	✘	✘	✘	✘	✘	✘	✘	✘

P48...C = 中心刀片
P48...P = 周边刀片

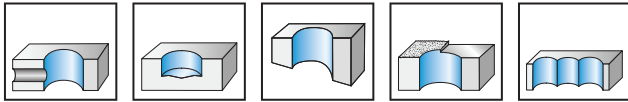
HC = 涂层硬质合金

可转位刀片钻头

D4120.02 inch



2×D _C	Z = 1
------------------	-------



D4120.02	P	M	K	N	S	H	O
	●●	●●	●●	●●	●●		

B1

刀具

	订货号	D _C inch	L _C inch	l ₄ inch	l ₅ inch	d ₁ inch	d ₄ inch	lbs	可转位 刀片 数量	型号
<p>圆柱削平柄</p>	D4120.02-24.59F31-P44	0,968	1,936	3,07	2,281	1,250	1,625	0,028	1 1	P484 . P-4R- ... P484 . C-4R- ...
	D4120.02-24.99F31-P44	0,984	1,968	3,100	2,281	1,250	1,625	0,028	1 1	
	D4120.02-25.40F31-P44	1,000	2,000	3,130	2,281	1,250	1,625	0,028	1 1	
	D4120.02-26.57F31-P44	1,046	2,092	3,22	2,281	1,250	1,625	0,028	1 1	
	D4120.02-26.97F31-P44	1,062	2,124	3,250	2,281	1,250	1,625	0,029	1 1	
	D4120.02-28.17F31-P44	1,109	2,218	3,350	2,281	1,250	1,625	0,030	1 1	
	D4120.02-28.58F31-P44	1,125	2,250	3,380	2,281	1,250	1,625	0,03	1 1	
<p>圆柱削平柄</p>	D4120.02-29.74F31-P45	1,171	2,342	3,47	2,281	1,250	1,625	0,03	1 1	P484 . P-5R- ... P484 . C-5R- ...
	D4120.02-30.15F31-P45	1,187	2,374	3,500	2,281	1,250	1,625	0,031	1 1	
	D4120.02-31.75F31-P45	1,250	2,500	3,630	2,281	1,250	1,625	0,032	1 1	
	D4120.02-33.32F31-P45	1,312	2,624	3,750	2,281	1,250	1,625	0,034	1 1	
	D4120.02-34.11F31-P45	1,343	2,686	3,82	2,281	1,250	1,625	0,035	1 1	
	D4120.02-34.93F31-P45	1,375	2,750	3,880	2,281	1,250	1,625	0,036	1 1	
	<p>圆柱削平柄</p>	D4120.02-36.09F31-P46	1,421	2,842	3,97	2,281	1,250	1,625	0,035	1 1
D4120.02-36.50F38-P46		1,437	2,874	4,250	2,688	1,500	1,940	0,051	1 1	
D4120.02-38.10F38-P46		1,500	3,000	4,380	2,688	1,500	1,940	0,054	1 1	
D4120.02-39.67F38-P46		1,562	3,124	4,500	2,688	1,500	1,940	0,053	1 1	
D4120.02-41.28F38-P46		1,625	3,250	4,630	2,688	1,500	1,940	0,055	1 1	
<p>圆柱削平柄</p>		D4120.02-42.85F38-P47	1,687	3,374	4,750	2,688	1,500	1,940	0,054	1 1
	D4120.02-44.45F38-P47	1,750	3,500	4,880	2,688	1,500	1,940	0,057	1 1	
	D4120.02-46.02F38-P47	1,812	3,624	5,000	2,688	1,500	1,940	0,059	1 1	
	D4120.02-47.63F38-P47	1,875	3,750	5,130	2,688	1,500	1,940	0,062	1 1	
	D4120.02-49.20F38-P47	1,937	3,874	5,250	2,688	1,500	1,940	0,066	1 1	

刀杆和备件包括在供货范围内

备件

D _c [mm]		0,53–0,62	0,66–0,78	0,81–0,94	0,97–1,12	1,17–1,38	1,42–1,62	1,69–2,25
	可转位刀片夹紧螺钉 锁紧扭矩	FS2120 (T6IP) 0,4 Nm	FS2111 (T7IP) 0,9 Nm	FS1454 (T8IP) 1,2 Nm	FS1457 (T9IP) 2 Nm	FS2080 (T15IP) 2,5 Nm	FS1453 (T15IP) 3,5 Nm	FS1495 (T20IP) 5 Nm

附件

D _c [mm]		0,53–0,62	0,66–0,78	0,81–0,94	0,97–1,12	1,17–1,62	1,69–2,25
	扭矩螺丝刀, 模拟型	FS2002	FS2002	FS2002	FS2004	FS2004	FS2004
	扭矩螺丝刀, 数显型			FS2248	FS2248	FS2248	FS2248
	可换刀头	FS2085 (T6IP)	FS2011 (T7IP)	FS2012 (T8IP)	FS2013 (T9IP)	FS2014 (T15IP)	FS2015 (T20IP)
	螺丝刀	FS2086 (T6IP)	FS2088 (T7IP)	FS1483 (T8IP)	FS1484 (T9IP)	FS1485 (T15IP)	FS1486 (T20IP)

可转位刀片

订货号	P				M			K		S	
	HC				HC			HC		HC	
	WKP255	WKP355	WSP45	WSP45G	WXP40	WSP45	WSP45G	WXP40	WKP255	WKP355	WSP45G
P4840C-1R-E67	☒	☒	☒	☒	☒	☒	☒	☒	☒	☒	☒
P4841C-1R-A57	☒	☒	☒	☒	☒	☒	☒	☒	☒	☒	☒
P4841C-1R-E57	☒	☒	☒	☒	☒	☒	☒	☒	☒	☒	☒
P4840C-2R-E67	☒	☒	☒	☒	☒	☒	☒	☒	☒	☒	☒
P4841C-2R-A57	☒	☒	☒	☒	☒	☒	☒	☒	☒	☒	☒
P4841C-2R-E57	☒	☒	☒	☒	☒	☒	☒	☒	☒	☒	☒
P4840C-3R-E67	☒	☒	☒	☒	☒	☒	☒	☒	☒	☒	☒
P4841C-3R-A57	☒	☒	☒	☒	☒	☒	☒	☒	☒	☒	☒
P4841C-3R-E57	☒	☒	☒	☒	☒	☒	☒	☒	☒	☒	☒
P4840C-4R-E67	☒	☒	☒	☒	☒	☒	☒	☒	☒	☒	☒
P4841C-4R-A57	☒	☒	☒	☒	☒	☒	☒	☒	☒	☒	☒
P4841C-4R-E57	☒	☒	☒	☒	☒	☒	☒	☒	☒	☒	☒
P4840C-5R-E67	☒	☒	☒	☒	☒	☒	☒	☒	☒	☒	☒
P4841C-5R-A57	☒	☒	☒	☒	☒	☒	☒	☒	☒	☒	☒
P4841C-5R-E57	☒	☒	☒	☒	☒	☒	☒	☒	☒	☒	☒
P4840C-6R-E67	☒	☒	☒	☒	☒	☒	☒	☒	☒	☒	☒
P4841C-6R-A57	☒	☒	☒	☒	☒	☒	☒	☒	☒	☒	☒
P4841C-6R-E57	☒	☒	☒	☒	☒	☒	☒	☒	☒	☒	☒
P4840C-7R-E67	☒	☒	☒	☒	☒	☒	☒	☒	☒	☒	☒
P4841C-7R-A57	☒	☒	☒	☒	☒	☒	☒	☒	☒	☒	☒
P4841C-7R-E57	☒	☒	☒	☒	☒	☒	☒	☒	☒	☒	☒
P4840C-8R-E67	☒	☒	☒	☒	☒	☒	☒	☒	☒	☒	☒
P4841C-8R-A57	☒	☒	☒	☒	☒	☒	☒	☒	☒	☒	☒
P4841C-8R-E57	☒	☒	☒	☒	☒	☒	☒	☒	☒	☒	☒

P48...C = 中心刀片
P48...P = 周边刀片

HC = 涂层硬质合金

可转位刀片

订货号	P				M			K		S	
	HC				HC			HC		HC	
	WKP255	WKP355	WSP45	WSP45G	WXP40	WSP45	WSP45G	WXP40	WKP255	WKP355	WSP45G
P4840P-1R-A57	☒	☒	☒	☒	☒	☒	☒	☒	☒	☒	☒
P4840P-1R-E57	☒	☒	☒	☒	☒	☒	☒	☒	☒	☒	☒
P4840P-1R-E67	☒	☒	☒	☒	☒	☒	☒	☒	☒	☒	☒
P4841P-1R-A57	☒	☒	☒	☒	☒	☒	☒	☒	☒	☒	☒
P4841P-1R-E57	☒	☒	☒	☒	☒	☒	☒	☒	☒	☒	☒
P4840P-2R-A57	☒	☒	☒	☒	☒	☒	☒	☒	☒	☒	☒
P4840P-2R-E57	☒	☒	☒	☒	☒	☒	☒	☒	☒	☒	☒
P4840P-2R-E67	☒	☒	☒	☒	☒	☒	☒	☒	☒	☒	☒
P4841P-2R-A57	☒	☒	☒	☒	☒	☒	☒	☒	☒	☒	☒
P4841P-2R-E57	☒	☒	☒	☒	☒	☒	☒	☒	☒	☒	☒
P4840P-3R-A57	☒	☒	☒	☒	☒	☒	☒	☒	☒	☒	☒
P4840P-3R-E57	☒	☒	☒	☒	☒	☒	☒	☒	☒	☒	☒
P4840P-3R-E67	☒	☒	☒	☒	☒	☒	☒	☒	☒	☒	☒
P4841P-3R-A57	☒	☒	☒	☒	☒	☒	☒	☒	☒	☒	☒
P4841P-3R-E57	☒	☒	☒	☒	☒	☒	☒	☒	☒	☒	☒
P4840P-4R-A57	☒	☒	☒	☒	☒	☒	☒	☒	☒	☒	☒
P4840P-4R-E57	☒	☒	☒	☒	☒	☒	☒	☒	☒	☒	☒
P4840P-4R-E67	☒	☒	☒	☒	☒	☒	☒	☒	☒	☒	☒
P4841P-4R-A57	☒	☒	☒	☒	☒	☒	☒	☒	☒	☒	☒
P4841P-4R-E57	☒	☒	☒	☒	☒	☒	☒	☒	☒	☒	☒
P4840P-5R-A57	☒	☒	☒	☒	☒	☒	☒	☒	☒	☒	☒
P4840P-5R-E57	☒	☒	☒	☒	☒	☒	☒	☒	☒	☒	☒
P4840P-5R-E67	☒	☒	☒	☒	☒	☒	☒	☒	☒	☒	☒
P4841P-5R-A57	☒	☒	☒	☒	☒	☒	☒	☒	☒	☒	☒
P4841P-5R-E57	☒	☒	☒	☒	☒	☒	☒	☒	☒	☒	☒
P4840P-6R-A57	☒	☒	☒	☒	☒	☒	☒	☒	☒	☒	☒
P4840P-6R-E57	☒	☒	☒	☒	☒	☒	☒	☒	☒	☒	☒
P4840P-6R-E67	☒	☒	☒	☒	☒	☒	☒	☒	☒	☒	☒
P4841P-6R-A57	☒	☒	☒	☒	☒	☒	☒	☒	☒	☒	☒
P4841P-6R-E57	☒	☒	☒	☒	☒	☒	☒	☒	☒	☒	☒
P4840P-7R-A57	☒	☒	☒	☒	☒	☒	☒	☒	☒	☒	☒
P4840P-7R-E57	☒	☒	☒	☒	☒	☒	☒	☒	☒	☒	☒
P4840P-7R-E67	☒	☒	☒	☒	☒	☒	☒	☒	☒	☒	☒
P4841P-7R-A57	☒	☒	☒	☒	☒	☒	☒	☒	☒	☒	☒
P4841P-7R-E57	☒	☒	☒	☒	☒	☒	☒	☒	☒	☒	☒
P4840P-8R-A57	☒	☒	☒	☒	☒	☒	☒	☒	☒	☒	☒
P4840P-8R-E57	☒	☒	☒	☒	☒	☒	☒	☒	☒	☒	☒
P4840P-8R-E67	☒	☒	☒	☒	☒	☒	☒	☒	☒	☒	☒
P4841P-8R-A57	☒	☒	☒	☒	☒	☒	☒	☒	☒	☒	☒
P4841P-8R-E57	☒	☒	☒	☒	☒	☒	☒	☒	☒	☒	☒

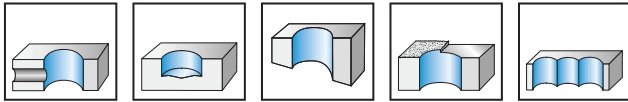
P48...C = 中心刀片
P48...P = 周边刀片

HC = 涂层硬质合金

可转位刀片钻头

 D4120.02 inch


$2 \times D_c$	$Z = 1$
----------------	---------



	P	M	K	N	S	H	O
D4120.02	●●	●●	●●	●●	●●		

B1

刀具

	订货号	D_c inch	L_c inch	l_4 inch	l_5 inch	d_1 inch	d_4 inch	lbs	可转位 刀片 数量	型号
	D4120.02-50.80F51-P48	2,000	4,000	5,62	3,250	2,000	2,440	0,106	1 1	P484 . P-8R- ... P484 . C-8R- ...
	D4120.02-52.37F51-P48	2,062	4,124	5,74	3,250	2,000	2,440	0,11	1 1	
	D4120.02-53.98F51-P48	2,125	4,250	5,87	3,250	2,000	2,440	0,115	1 1	
	D4120.02-55.55F51-P48	2,187	4,374	5,99	3,250	2,000	2,440	0,119	1 1	
	D4120.02-57.15F51-P48	2,250	4,500	6,12	3,250	2,000	2,440	0,124	1 1	

刀杆和备件包括在供货范围内

备件

D _c [mm]		0,53-0,62	0,66-0,78	0,81-0,94	0,97-1,12	1,17-1,38	1,42-1,62	1,69-2,25
	可转位刀片夹紧螺钉 锁紧扭矩	FS2120 (T6IP) 0,4 Nm	FS2111 (T7IP) 0,9 Nm	FS1454 (T8IP) 1,2 Nm	FS1457 (T9IP) 2 Nm	FS2080 (T15IP) 2,5 Nm	FS1453 (T15IP) 3,5 Nm	FS1495 (T20IP) 5 Nm

附件

D _c [mm]		0,53-0,62	0,66-0,78	0,81-0,94	0,97-1,12	1,17-1,62	1,69-2,25
	扭矩螺丝刀, 模拟型	FS2002	FS2002	FS2002	FS2004	FS2004	FS2004
	扭矩螺丝刀, 数显型			FS2248	FS2248	FS2248	FS2248
	可换刀头	FS2085 (T6IP)	FS2011 (T7IP)	FS2012 (T8IP)	FS2013 (T9IP)	FS2014 (T15IP)	FS2015 (T20IP)
	螺丝刀	FS2086 (T6IP)	FS2088 (T7IP)	FS1483 (T8IP)	FS1484 (T9IP)	FS1485 (T15IP)	FS1486 (T20IP)

可转位刀片

订货号	P				M			K		S	
	HC				HC			HC	HC		
	WKP25S	WKP35S	WSP45	WSP45G	WXP40	WSP45	WSP45G	WXP40	WKP25S	WKP35S	WSP45G
P4840C-1R-E67	✘	✘	✘	✘	✘	✘	✘	✘	✘	✘	✘
P4841C-1R-A57	✘	✘	✘	✘	✘	✘	✘	✘	✘	✘	✘
P4841C-1R-E57	✘	✘	✘	✘	✘	✘	✘	✘	✘	✘	✘
P4840C-2R-E67	✘	✘	✘	✘	✘	✘	✘	✘	✘	✘	✘
P4841C-2R-A57	✘	✘	✘	✘	✘	✘	✘	✘	✘	✘	✘
P4841C-2R-E57	✘	✘	✘	✘	✘	✘	✘	✘	✘	✘	✘
P4840C-3R-E67	✘	✘	✘	✘	✘	✘	✘	✘	✘	✘	✘
P4841C-3R-A57	✘	✘	✘	✘	✘	✘	✘	✘	✘	✘	✘
P4841C-3R-E57	✘	✘	✘	✘	✘	✘	✘	✘	✘	✘	✘
P4840C-4R-E67	✘	✘	✘	✘	✘	✘	✘	✘	✘	✘	✘
P4841C-4R-A57	✘	✘	✘	✘	✘	✘	✘	✘	✘	✘	✘
P4841C-4R-E57	✘	✘	✘	✘	✘	✘	✘	✘	✘	✘	✘
P4840C-5R-E67	✘	✘	✘	✘	✘	✘	✘	✘	✘	✘	✘
P4841C-5R-A57	✘	✘	✘	✘	✘	✘	✘	✘	✘	✘	✘
P4841C-5R-E57	✘	✘	✘	✘	✘	✘	✘	✘	✘	✘	✘
P4840C-6R-E67	✘	✘	✘	✘	✘	✘	✘	✘	✘	✘	✘
P4841C-6R-A57	✘	✘	✘	✘	✘	✘	✘	✘	✘	✘	✘
P4841C-6R-E57	✘	✘	✘	✘	✘	✘	✘	✘	✘	✘	✘
P4840C-7R-E67	✘	✘	✘	✘	✘	✘	✘	✘	✘	✘	✘
P4841C-7R-A57	✘	✘	✘	✘	✘	✘	✘	✘	✘	✘	✘
P4841C-7R-E57	✘	✘	✘	✘	✘	✘	✘	✘	✘	✘	✘
P4840C-8R-E67	✘	✘	✘	✘	✘	✘	✘	✘	✘	✘	✘
P4841C-8R-A57	✘	✘	✘	✘	✘	✘	✘	✘	✘	✘	✘
P4841C-8R-E57	✘	✘	✘	✘	✘	✘	✘	✘	✘	✘	✘

P48...C = 中心刀片
P48...P = 周边刀片

HC = 涂层硬质合金

可转位刀片

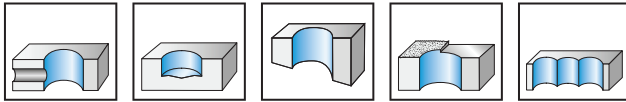
订货号	P				M			K		S	
	HC				HC			HC	HC		
	WKP25S	WKP35S	WSP45	WSP45G	WXP40	WSP45	WSP45G	WXP40	WKP25S	WKP35S	WSP45G
P4840P-1R-A57	✘	✘	✘	✘	✘	✘	✘	✘	✘	✘	✘
P4840P-1R-E57	✘	✘	✘	✘	✘	✘	✘	✘	✘	✘	✘
P4840P-1R-E67	✘	✘	✘	✘	✘	✘	✘	✘	✘	✘	✘
P4841P-1R-A57	✘	✘	✘	✘	✘	✘	✘	✘	✘	✘	✘
P4841P-1R-E57	✘	✘	✘	✘	✘	✘	✘	✘	✘	✘	✘
P4840P-2R-A57	✘	✘	✘	✘	✘	✘	✘	✘	✘	✘	✘
P4840P-2R-E57	✘	✘	✘	✘	✘	✘	✘	✘	✘	✘	✘
P4840P-2R-E67	✘	✘	✘	✘	✘	✘	✘	✘	✘	✘	✘
P4841P-2R-A57	✘	✘	✘	✘	✘	✘	✘	✘	✘	✘	✘
P4841P-2R-E57	✘	✘	✘	✘	✘	✘	✘	✘	✘	✘	✘
P4840P-3R-A57	✘	✘	✘	✘	✘	✘	✘	✘	✘	✘	✘
P4840P-3R-E57	✘	✘	✘	✘	✘	✘	✘	✘	✘	✘	✘
P4840P-3R-E67	✘	✘	✘	✘	✘	✘	✘	✘	✘	✘	✘
P4841P-3R-A57	✘	✘	✘	✘	✘	✘	✘	✘	✘	✘	✘
P4841P-3R-E57	✘	✘	✘	✘	✘	✘	✘	✘	✘	✘	✘
P4840P-4R-A57	✘	✘	✘	✘	✘	✘	✘	✘	✘	✘	✘
P4840P-4R-E57	✘	✘	✘	✘	✘	✘	✘	✘	✘	✘	✘
P4840P-4R-E67	✘	✘	✘	✘	✘	✘	✘	✘	✘	✘	✘
P4841P-4R-A57	✘	✘	✘	✘	✘	✘	✘	✘	✘	✘	✘
P4841P-4R-E57	✘	✘	✘	✘	✘	✘	✘	✘	✘	✘	✘
P4840P-5R-A57	✘	✘	✘	✘	✘	✘	✘	✘	✘	✘	✘
P4840P-5R-E57	✘	✘	✘	✘	✘	✘	✘	✘	✘	✘	✘
P4840P-5R-E67	✘	✘	✘	✘	✘	✘	✘	✘	✘	✘	✘
P4841P-5R-A57	✘	✘	✘	✘	✘	✘	✘	✘	✘	✘	✘
P4841P-5R-E57	✘	✘	✘	✘	✘	✘	✘	✘	✘	✘	✘
P4840P-6R-A57	✘	✘	✘	✘	✘	✘	✘	✘	✘	✘	✘
P4840P-6R-E57	✘	✘	✘	✘	✘	✘	✘	✘	✘	✘	✘
P4840P-6R-E67	✘	✘	✘	✘	✘	✘	✘	✘	✘	✘	✘
P4841P-6R-A57	✘	✘	✘	✘	✘	✘	✘	✘	✘	✘	✘
P4841P-6R-E57	✘	✘	✘	✘	✘	✘	✘	✘	✘	✘	✘
P4840P-7R-A57	✘	✘	✘	✘	✘	✘	✘	✘	✘	✘	✘
P4840P-7R-E57	✘	✘	✘	✘	✘	✘	✘	✘	✘	✘	✘
P4840P-7R-E67	✘	✘	✘	✘	✘	✘	✘	✘	✘	✘	✘
P4841P-7R-A57	✘	✘	✘	✘	✘	✘	✘	✘	✘	✘	✘
P4841P-7R-E57	✘	✘	✘	✘	✘	✘	✘	✘	✘	✘	✘
P4840P-8R-A57	✘	✘	✘	✘	✘	✘	✘	✘	✘	✘	✘
P4840P-8R-E57	✘	✘	✘	✘	✘	✘	✘	✘	✘	✘	✘
P4840P-8R-E67	✘	✘	✘	✘	✘	✘	✘	✘	✘	✘	✘
P4841P-8R-A57	✘	✘	✘	✘	✘	✘	✘	✘	✘	✘	✘
P4841P-8R-E57	✘	✘	✘	✘	✘	✘	✘	✘	✘	✘	✘

P48...C = 中心刀片
P48...P = 周边刀片

HC = 涂层硬质合金

可转位刀片钻头

 D4120-02 mm

2×D_C
Z=1


	P	M	K	N	S	H	O
D4120-02	●●	●●	●●	●●	●●	●●	●●

刀具

	订货号	D _C mm	L _C mm	l ₄ mm	l ₅ mm	d ₁ mm	d ₄ mm	kg	可转位 刀片 数量	型号
圆柱削平柄 	D4120-02-13.50F20-P41	13,5	27	47	50	20	25	0,23	1 1	P484 . P-1R- ... P484 . C-1R- ...
	D4120-02-14.00F20-P41	14	28	48	50	20	25	0,19	1 1	
	D4120-02-14.50F20-P41	14,5	29	49	50	20	25	0,24	1 1	
	D4120-02-15.00F20-P41	15	30	50	50	20	25	0,24	1 1	
	D4120-02-15.50F20-P41	15,5	31	51	50	20	25	0,23	1 1	
	D4120-02-16.00F25-P41	16	32	57	56	25	35	0,4	1 1	
圆柱削平柄 	D4120-02-16.50F25-P42	16,5	33	58	56	25	35	0,41	1 1	P484 . P-2R- ... P484 . C-2R- ...
	D4120-02-17.00F25-P42	17	34	59	56	25	35	0,41	1 1	
	D4120-02-17.50F25-P42	17,5	35	60	56	25	35	0,4	1 1	
	D4120-02-18.00F25-P42	18	36	61	56	25	35	0,42	1 1	
	D4120-02-18.50F25-P42	18,5	37	62	56	25	35	0,32	1 1	
	D4120-02-19.00F25-P42	19	38	63	56	25	35	0,42	1 1	
	D4120-02-19.50F25-P42	19,5	39	64	56	25	35	0,43	1 1	
	D4120-02-20.00F25-P42	20	40	65	56	25	35	0,43	1 1	
圆柱削平柄 	D4120-02-20.50F25-P43	20,5	41	66	56	25	35	0,43	1 1	P484 . P-3R- ... P484 . C-3R- ...
	D4120-02-21.00F25-P43	21	42	67	56	25	35	0,45	1 1	
	D4120-02-21.50F25-P43	21,5	43	68	56	25	35	0,44	1 1	
	D4120-02-22.00F25-P43	22	44	69	56	25	35	0,44	1 1	
	D4120-02-22.50F25-P43	22,5	45	70	56	25	35	0,45	1 1	
	D4120-02-23.00F25-P43	23	46	71	56	25	35	0,48	1 1	
	D4120-02-23.50F25-P43	23,5	47	72	56	25	35	0,46	1 1	
	D4120-02-24.00F25-P43	24	48	73	56	25	35	0,48	1 1	

刀杆和备件包括在供货范围内

备件

D _c [mm]		13,5-16	16,5-20	20,5-24	24,5-29	29,5-35	36-42	43-59
	可转位刀片夹紧螺钉 锁紧扭矩	FS2120 (T6IP) 0,4 Nm	FS2111 (T7IP) 0,9 Nm	FS1454 (T8IP) 1,2 Nm	FS1457 (T9IP) 2 Nm	FS2080 (T15IP) 2,5 Nm	FS1453 (T15IP) 3,5 Nm	FS1495 (T20IP) 5 Nm

附件

D _c [mm]		13,5-16	16,5-20	20,5-24	24,5-29	29,5-42	43-59
	扭矩螺丝刀, 模拟型	FS2001	FS2001	FS2001	FS2003	FS2003	FS2003
	扭矩螺丝刀, 数显型			FS2248	FS2248	FS2248	FS2248
	可换刀头	FS2085 (T6IP)	FS2011 (T7IP)	FS2012 (T8IP)	FS2013 (T9IP)	FS2014 (T15IP)	FS2015 (T20IP)
	螺丝刀	FS2086 (T6IP)	FS2088 (T7IP)	FS1483 (T8IP)	FS1484 (T9IP)	FS1485 (T15IP)	FS1486 (T20IP)

可转位刀片

订货号	P			M			K			S	
	HC			HC			HC			HC	
	WKP255	WKP355	WSP45	WSP45G	WXP40	WSP45	WSP45G	WXP40	WKP255	WKP355	WSP45G
P4840C-1R-E67	✘	✘	✘	✘	✘	✘	✘	✘	✘	✘	✘
P4841C-1R-A57	✘	✘	✘	✘	✘	✘	✘	✘	✘	✘	✘
P4841C-1R-E57	✘	✘	✘	✘	✘	✘	✘	✘	✘	✘	✘
P4840C-2R-E67	✘	✘	✘	✘	✘	✘	✘	✘	✘	✘	✘
P4841C-2R-A57	✘	✘	✘	✘	✘	✘	✘	✘	✘	✘	✘
P4841C-2R-E57	✘	✘	✘	✘	✘	✘	✘	✘	✘	✘	✘
P4840C-3R-E67	✘	✘	✘	✘	✘	✘	✘	✘	✘	✘	✘
P4841C-3R-A57	✘	✘	✘	✘	✘	✘	✘	✘	✘	✘	✘
P4841C-3R-E57	✘	✘	✘	✘	✘	✘	✘	✘	✘	✘	✘
P4840C-4R-E67	✘	✘	✘	✘	✘	✘	✘	✘	✘	✘	✘
P4841C-4R-A57	✘	✘	✘	✘	✘	✘	✘	✘	✘	✘	✘
P4841C-4R-E57	✘	✘	✘	✘	✘	✘	✘	✘	✘	✘	✘
P4840C-5R-E67	✘	✘	✘	✘	✘	✘	✘	✘	✘	✘	✘
P4841C-5R-A57	✘	✘	✘	✘	✘	✘	✘	✘	✘	✘	✘
P4841C-5R-E57	✘	✘	✘	✘	✘	✘	✘	✘	✘	✘	✘
P4840C-6R-E67	✘	✘	✘	✘	✘	✘	✘	✘	✘	✘	✘
P4841C-6R-A57	✘	✘	✘	✘	✘	✘	✘	✘	✘	✘	✘
P4841C-6R-E57	✘	✘	✘	✘	✘	✘	✘	✘	✘	✘	✘
P4840C-7R-E67	✘	✘	✘	✘	✘	✘	✘	✘	✘	✘	✘
P4841C-7R-A57	✘	✘	✘	✘	✘	✘	✘	✘	✘	✘	✘
P4841C-7R-E57	✘	✘	✘	✘	✘	✘	✘	✘	✘	✘	✘
P4840C-8R-E67	✘	✘	✘	✘	✘	✘	✘	✘	✘	✘	✘
P4841C-8R-A57	✘	✘	✘	✘	✘	✘	✘	✘	✘	✘	✘
P4841C-8R-E57	✘	✘	✘	✘	✘	✘	✘	✘	✘	✘	✘

HC = 涂层硬质合金

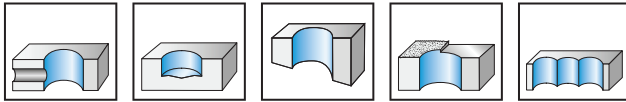
可转位刀片

订货号	P			M			K			S	
	HC			HC			HC			HC	
	WKP255	WKP355	WSP45	WSP45G	WXP40	WSP45	WSP45G	WXP40	WKP255	WKP355	WSP45G
P4840P-1R-A57	✘	✘	✘	✘	✘	✘	✘	✘	✘	✘	✘
P4840P-1R-E57	✘	✘	✘	✘	✘	✘	✘	✘	✘	✘	✘
P4840P-1R-E67	✘	✘	✘	✘	✘	✘	✘	✘	✘	✘	✘
P4841P-1R-A57	✘	✘	✘	✘	✘	✘	✘	✘	✘	✘	✘
P4841P-1R-E57	✘	✘	✘	✘	✘	✘	✘	✘	✘	✘	✘
P4840P-2R-A57	✘	✘	✘	✘	✘	✘	✘	✘	✘	✘	✘
P4840P-2R-E57	✘	✘	✘	✘	✘	✘	✘	✘	✘	✘	✘
P4840P-2R-E67	✘	✘	✘	✘	✘	✘	✘	✘	✘	✘	✘
P4841P-2R-A57	✘	✘	✘	✘	✘	✘	✘	✘	✘	✘	✘
P4841P-2R-E57	✘	✘	✘	✘	✘	✘	✘	✘	✘	✘	✘
P4840P-3R-A57	✘	✘	✘	✘	✘	✘	✘	✘	✘	✘	✘
P4840P-3R-E57	✘	✘	✘	✘	✘	✘	✘	✘	✘	✘	✘
P4840P-3R-E67	✘	✘	✘	✘	✘	✘	✘	✘	✘	✘	✘
P4841P-3R-A57	✘	✘	✘	✘	✘	✘	✘	✘	✘	✘	✘
P4841P-3R-E57	✘	✘	✘	✘	✘	✘	✘	✘	✘	✘	✘
P4840P-4R-A57	✘	✘	✘	✘	✘	✘	✘	✘	✘	✘	✘
P4840P-4R-E57	✘	✘	✘	✘	✘	✘	✘	✘	✘	✘	✘
P4840P-4R-E67	✘	✘	✘	✘	✘	✘	✘	✘	✘	✘	✘
P4841P-4R-A57	✘	✘	✘	✘	✘	✘	✘	✘	✘	✘	✘
P4841P-4R-E57	✘	✘	✘	✘	✘	✘	✘	✘	✘	✘	✘
P4840P-5R-A57	✘	✘	✘	✘	✘	✘	✘	✘	✘	✘	✘
P4840P-5R-E57	✘	✘	✘	✘	✘	✘	✘	✘	✘	✘	✘
P4840P-5R-E67	✘	✘	✘	✘	✘	✘	✘	✘	✘	✘	✘
P4841P-5R-A57	✘	✘	✘	✘	✘	✘	✘	✘	✘	✘	✘
P4841P-5R-E57	✘	✘	✘	✘	✘	✘	✘	✘	✘	✘	✘
P4840P-6R-A57	✘	✘	✘	✘	✘	✘	✘	✘	✘	✘	✘
P4840P-6R-E57	✘	✘	✘	✘	✘	✘	✘	✘	✘	✘	✘
P4840P-6R-E67	✘	✘	✘	✘	✘	✘	✘	✘	✘	✘	✘
P4841P-6R-A57	✘	✘	✘	✘	✘	✘	✘	✘	✘	✘	✘
P4841P-6R-E57	✘	✘	✘	✘	✘	✘	✘	✘	✘	✘	✘
P4840P-7R-A57	✘	✘	✘	✘	✘	✘	✘	✘	✘	✘	✘
P4840P-7R-E57	✘	✘	✘	✘	✘	✘	✘	✘	✘	✘	✘
P4840P-7R-E67	✘	✘	✘	✘	✘	✘	✘	✘	✘	✘	✘
P4841P-7R-A57	✘	✘	✘	✘	✘	✘	✘	✘	✘	✘	✘
P4841P-7R-E57	✘	✘	✘	✘	✘	✘	✘	✘	✘	✘	✘
P4840P-8R-A57	✘	✘	✘	✘	✘	✘	✘	✘	✘	✘	✘
P4840P-8R-E57	✘	✘	✘	✘	✘	✘	✘	✘	✘	✘	✘
P4840P-8R-E67	✘	✘	✘	✘	✘	✘	✘	✘	✘	✘	✘
P4841P-8R-A57	✘	✘	✘	✘	✘	✘	✘	✘	✘	✘	✘
P4841P-8R-E57	✘	✘	✘	✘	✘	✘	✘	✘	✘	✘	✘

HC = 涂层硬质合金

可转位刀片钻头

 D4120-02 mm

2×D_c
Z=1


	P	M	K	N	S	H	O
D4120-02	●●	●●	●●	●●	●●		

B1

刀具

	订货号	D _c mm	L _c mm	l ₄ mm	l ₅ mm	d ₁ mm	d ₄ mm	kg	可转位 刀片 数量	型号
圆柱削平柄 	D4120-02-24.50F25-P44	24,5	49	74	56	25	35	0,47	1 1	P484 . P-4R- ... P484 . C-4R- ...
	D4120-02-25.00F25-P44	25	50	75	56	25	35	0,48	1 1	
	D4120-02-25.50F32-P44	25,5	51	83	60	32	42	0,76	1 1	
	D4120-02-26.00F32-P44	26	52	84	60	32	42	0,72	1 1	
	D4120-02-26.50F32-P44	26,5	53	85	60	32	42	0,78	1 1	
	D4120-02-27.00F32-P44	27	54	86	60	32	42	0,77	1 1	
	D4120-02-27.50F32-P44	27,5	55	87	60	32	42	0,8	1 1	
	D4120-02-28.00F32-P44	28	56	88	60	32	42	0,81	1 1	
	D4120-02-28.50F32-P44	28,5	57	89	60	32	42	0,74	1 1	
	D4120-02-29.00F32-P44	29	58	90	60	32	42	0,81	1 1	
圆柱削平柄 	D4120-02-29.50F32-P45	29,5	59	91	60	32	42	0,83	1 1	P484 . P-5R- ... P484 . C-5R- ...
	D4120-02-30.00F32-P45	30	60	92	60	32	42	0,84	1 1	
	D4120-02-31.00F32-P45	31	62	94	60	32	42	0,87	1 1	
	D4120-02-32.00F32-P45	32	64	96	60	32	42	0,82	1 1	
	D4120-02-33.00F32-P45	33	66	98	60	32	42	0,91	1 1	
	D4120-02-34.00F32-P45	34	68	100	60	32	42	0,94	1 1	
	D4120-02-35.00F32-P45	35	70	102	60	32	42	0,97	1 1	

刀杆和备件包括在供货范围内

备件

D _c [mm]		13,5-16	16,5-20	20,5-24	24,5-29	29,5-35	36-42	43-59
	可转位刀片夹紧螺钉 锁紧扭矩	FS2120 (T6IP) 0,4 Nm	FS2111 (T7IP) 0,9 Nm	FS1454 (T8IP) 1,2 Nm	FS1457 (T9IP) 2 Nm	FS2080 (T15IP) 2,5 Nm	FS1453 (T15IP) 3,5 Nm	FS1495 (T20IP) 5 Nm

附件

D _c [mm]		13,5-16	16,5-20	20,5-24	24,5-29	29,5-42	43-59
	扭矩螺丝刀, 模拟型	FS2001	FS2001	FS2001	FS2003	FS2003	FS2003
	扭矩螺丝刀, 数显型			FS2248	FS2248	FS2248	FS2248
	可换刀头	FS2085 (T6IP)	FS2011 (T7IP)	FS2012 (T8IP)	FS2013 (T9IP)	FS2014 (T15IP)	FS2015 (T20IP)
	螺丝刀	FS2086 (T6IP)	FS2088 (T7IP)	FS1483 (T8IP)	FS1484 (T9IP)	FS1485 (T15IP)	FS1486 (T20IP)

可转位刀片

订货号	P				M			K		S	
	HC				HC			HC		HC	
	WKP25S	WKP35S	WSP45	WSP45G	WXP40	WSP45	WSP45G	WXP40	WKP25S	WKP35S	WSP45G
	P4840C-1R-E67	✘	✘	✘	✘	✘	✘	✘	✘	✘	✘
P4841C-1R-A57	✘	✘	✘	✘	✘	✘	✘	✘	✘	✘	✘
P4841C-1R-E57	✘	✘	✘	✘	✘	✘	✘	✘	✘	✘	✘
P4840C-2R-E67	✘	✘	✘	✘	✘	✘	✘	✘	✘	✘	✘
P4841C-2R-A57	✘	✘	✘	✘	✘	✘	✘	✘	✘	✘	✘
P4841C-2R-E57	✘	✘	✘	✘	✘	✘	✘	✘	✘	✘	✘
P4840C-3R-E67	✘	✘	✘	✘	✘	✘	✘	✘	✘	✘	✘
P4841C-3R-A57	✘	✘	✘	✘	✘	✘	✘	✘	✘	✘	✘
P4841C-3R-E57	✘	✘	✘	✘	✘	✘	✘	✘	✘	✘	✘
P4840C-4R-E67	✘	✘	✘	✘	✘	✘	✘	✘	✘	✘	✘
P4841C-4R-A57	✘	✘	✘	✘	✘	✘	✘	✘	✘	✘	✘
P4841C-4R-E57	✘	✘	✘	✘	✘	✘	✘	✘	✘	✘	✘
P4840C-5R-E67	✘	✘	✘	✘	✘	✘	✘	✘	✘	✘	✘
P4841C-5R-A57	✘	✘	✘	✘	✘	✘	✘	✘	✘	✘	✘
P4841C-5R-E57	✘	✘	✘	✘	✘	✘	✘	✘	✘	✘	✘
P4840C-6R-E67	✘	✘	✘	✘	✘	✘	✘	✘	✘	✘	✘
P4841C-6R-A57	✘	✘	✘	✘	✘	✘	✘	✘	✘	✘	✘
P4841C-6R-E57	✘	✘	✘	✘	✘	✘	✘	✘	✘	✘	✘
P4840C-7R-E67	✘	✘	✘	✘	✘	✘	✘	✘	✘	✘	✘
P4841C-7R-A57	✘	✘	✘	✘	✘	✘	✘	✘	✘	✘	✘
P4841C-7R-E57	✘	✘	✘	✘	✘	✘	✘	✘	✘	✘	✘
P4840C-8R-E67	✘	✘	✘	✘	✘	✘	✘	✘	✘	✘	✘
P4841C-8R-A57	✘	✘	✘	✘	✘	✘	✘	✘	✘	✘	✘
P4841C-8R-E57	✘	✘	✘	✘	✘	✘	✘	✘	✘	✘	✘

HC = 涂层硬质合金

可转位刀片

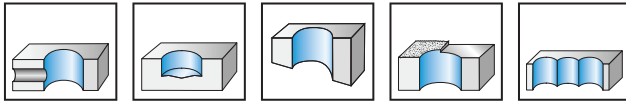
订货号	P				M			K		S	
	HC				HC			HC		HC	
	WKP25S	WKP35S	WSP45	WSP45G	WXP40	WSP45	WSP45G	WXP40	WKP25S	WKP35S	WSP45G
	P4840P-1R-A57	✘	✘	✘	✘	✘	✘	✘	✘	✘	✘
P4840P-1R-E57	✘	✘	✘	✘	✘	✘	✘	✘	✘	✘	✘
P4840P-1R-E67	✘	✘	✘	✘	✘	✘	✘	✘	✘	✘	✘
P4841P-1R-A57	✘	✘	✘	✘	✘	✘	✘	✘	✘	✘	✘
P4841P-1R-E57	✘	✘	✘	✘	✘	✘	✘	✘	✘	✘	✘
P4840P-2R-A57	✘	✘	✘	✘	✘	✘	✘	✘	✘	✘	✘
P4840P-2R-E57	✘	✘	✘	✘	✘	✘	✘	✘	✘	✘	✘
P4840P-2R-E67	✘	✘	✘	✘	✘	✘	✘	✘	✘	✘	✘
P4841P-2R-A57	✘	✘	✘	✘	✘	✘	✘	✘	✘	✘	✘
P4841P-2R-E57	✘	✘	✘	✘	✘	✘	✘	✘	✘	✘	✘
P4840P-3R-A57	✘	✘	✘	✘	✘	✘	✘	✘	✘	✘	✘
P4840P-3R-E57	✘	✘	✘	✘	✘	✘	✘	✘	✘	✘	✘
P4840P-3R-E67	✘	✘	✘	✘	✘	✘	✘	✘	✘	✘	✘
P4841P-3R-A57	✘	✘	✘	✘	✘	✘	✘	✘	✘	✘	✘
P4841P-3R-E57	✘	✘	✘	✘	✘	✘	✘	✘	✘	✘	✘
P4840P-4R-A57	✘	✘	✘	✘	✘	✘	✘	✘	✘	✘	✘
P4840P-4R-E57	✘	✘	✘	✘	✘	✘	✘	✘	✘	✘	✘
P4840P-4R-E67	✘	✘	✘	✘	✘	✘	✘	✘	✘	✘	✘
P4841P-4R-A57	✘	✘	✘	✘	✘	✘	✘	✘	✘	✘	✘
P4841P-4R-E57	✘	✘	✘	✘	✘	✘	✘	✘	✘	✘	✘
P4840P-5R-A57	✘	✘	✘	✘	✘	✘	✘	✘	✘	✘	✘
P4840P-5R-E57	✘	✘	✘	✘	✘	✘	✘	✘	✘	✘	✘
P4840P-5R-E67	✘	✘	✘	✘	✘	✘	✘	✘	✘	✘	✘
P4841P-5R-A57	✘	✘	✘	✘	✘	✘	✘	✘	✘	✘	✘
P4841P-5R-E57	✘	✘	✘	✘	✘	✘	✘	✘	✘	✘	✘
P4840P-6R-A57	✘	✘	✘	✘	✘	✘	✘	✘	✘	✘	✘
P4840P-6R-E57	✘	✘	✘	✘	✘	✘	✘	✘	✘	✘	✘
P4840P-6R-E67	✘	✘	✘	✘	✘	✘	✘	✘	✘	✘	✘
P4841P-6R-A57	✘	✘	✘	✘	✘	✘	✘	✘	✘	✘	✘
P4841P-6R-E57	✘	✘	✘	✘	✘	✘	✘	✘	✘	✘	✘
P4840P-7R-A57	✘	✘	✘	✘	✘	✘	✘	✘	✘	✘	✘
P4840P-7R-E57	✘	✘	✘	✘	✘	✘	✘	✘	✘	✘	✘
P4840P-7R-E67	✘	✘	✘	✘	✘	✘	✘	✘	✘	✘	✘
P4841P-7R-A57	✘	✘	✘	✘	✘	✘	✘	✘	✘	✘	✘
P4841P-7R-E57	✘	✘	✘	✘	✘	✘	✘	✘	✘	✘	✘
P4840P-8R-A57	✘	✘	✘	✘	✘	✘	✘	✘	✘	✘	✘
P4840P-8R-E57	✘	✘	✘	✘	✘	✘	✘	✘	✘	✘	✘
P4840P-8R-E67	✘	✘	✘	✘	✘	✘	✘	✘	✘	✘	✘
P4841P-8R-A57	✘	✘	✘	✘	✘	✘	✘	✘	✘	✘	✘
P4841P-8R-E57	✘	✘	✘	✘	✘	✘	✘	✘	✘	✘	✘

HC = 涂层硬质合金

B1

可转位刀片钻头

 D4120-02 mm

2×D_C
Z = 1


	P	M	K	N	S	H	O
D4120-02	●●	●●	●●	●●	●●	●●	●●

B1

刀具

	订货号	D _C mm	L _C mm	l ₄ mm	l ₅ mm	d ₁ mm	d ₄ mm	kg	可转位 刀片 数量	型号
圆柱削平柄 	D4120-02-36.00F32-P46	36	72	104	60	32	42	0,96	1 1	P484 . P-6R- ... P484 . C-6R- ...
	D4120-02-37.00F40-P46	37	74	114	70	40	50	1,48	1 1	
	D4120-02-38.00F40-P46	38	76	116	70	40	50	1,52	1 1	
	D4120-02-39.00F40-P46	39	78	118	70	40	50	1,55	1 1	
	D4120-02-40.00F40-P46	40	80	120	70	40	50	1,45	1 1	
	D4120-02-41.00F40-P46	41	82	122	70	40	50	1,64	1 1	
	D4120-02-42.00F40-P46	42	84	124	70	40	50	1,67	1 1	
圆柱削平柄 	D4120-02-43.00F40-P47	43	86	126	70	40	50	1,67	1 1	P484 . P-7R- ... P484 . C-7R- ...
	D4120-02-44.00F40-P47	44	88	128	70	40	50	1,71	1 1	
	D4120-02-45.00F40-P47	45	90	130	70	40	50	1,76	1 1	
	D4120-02-46.00F40-P47	46	92	132	70	40	50	1,81	1 1	
	D4120-02-47.00F40-P47	47	94	134	70	40	50	1,84	1 1	
	D4120-02-48.00F40-P47	48	96	136	70	40	50	1,91	1 1	
	D4120-02-49.00F40-P47	49	98	138	70	40	50	1,9	1 1	
	D4120-02-50.00F40-P47	50	100	140	70	40	50	2,01	1 1	

刀杆和备件包括在供货范围内

备件

D _c [mm]		13,5-16	16,5-20	20,5-24	24,5-29	29,5-35	36-42	43-59
	可转位刀片夹紧螺钉 锁紧扭矩	FS2120 (T6IP) 0,4 Nm	FS2111 (T7IP) 0,9 Nm	FS1454 (T8IP) 1,2 Nm	FS1457 (T9IP) 2 Nm	FS2080 (T15IP) 2,5 Nm	FS1453 (T15IP) 3,5 Nm	FS1495 (T20IP) 5 Nm

附件

D _c [mm]		13,5-16	16,5-20	20,5-24	24,5-29	29,5-42	43-59
	扭矩螺丝刀, 模拟型	FS2001	FS2001	FS2001	FS2003	FS2003	FS2003
	扭矩螺丝刀, 数显型			FS2248	FS2248	FS2248	FS2248
	可换刀头	FS2085 (T6IP)	FS2011 (T7IP)	FS2012 (T8IP)	FS2013 (T9IP)	FS2014 (T15IP)	FS2015 (T20IP)
	螺丝刀	FS2086 (T6IP)	FS2088 (T7IP)	FS1483 (T8IP)	FS1484 (T9IP)	FS1485 (T15IP)	FS1486 (T20IP)

可转位刀片

订货号	P				M			K			S
	HC				HC			HC			HC
	WKP25S	WKP35S	WSP45	WSP45G	WXP40	WSP45	WSP45G	WXP40	WKP25S	WKP35S	WSP45G
	P4840C-1R-E67	✘	✘	✘	✘	✘	✘	✘	✘	✘	✘
P4841C-1R-A57	✘	✘	✘	✘	✘	✘	✘	✘	✘	✘	✘
P4841C-1R-E57	✘	✘	✘	✘	✘	✘	✘	✘	✘	✘	✘
P4840C-2R-E67	✘	✘	✘	✘	✘	✘	✘	✘	✘	✘	✘
P4841C-2R-A57	✘	✘	✘	✘	✘	✘	✘	✘	✘	✘	✘
P4841C-2R-E57	✘	✘	✘	✘	✘	✘	✘	✘	✘	✘	✘
P4840C-3R-E67	✘	✘	✘	✘	✘	✘	✘	✘	✘	✘	✘
P4841C-3R-A57	✘	✘	✘	✘	✘	✘	✘	✘	✘	✘	✘
P4841C-3R-E57	✘	✘	✘	✘	✘	✘	✘	✘	✘	✘	✘
P4840C-4R-E67	✘	✘	✘	✘	✘	✘	✘	✘	✘	✘	✘
P4841C-4R-A57	✘	✘	✘	✘	✘	✘	✘	✘	✘	✘	✘
P4841C-4R-E57	✘	✘	✘	✘	✘	✘	✘	✘	✘	✘	✘
P4840C-5R-E67	✘	✘	✘	✘	✘	✘	✘	✘	✘	✘	✘
P4841C-5R-A57	✘	✘	✘	✘	✘	✘	✘	✘	✘	✘	✘
P4841C-5R-E57	✘	✘	✘	✘	✘	✘	✘	✘	✘	✘	✘
P4840C-6R-E67	✘	✘	✘	✘	✘	✘	✘	✘	✘	✘	✘
P4841C-6R-A57	✘	✘	✘	✘	✘	✘	✘	✘	✘	✘	✘
P4841C-6R-E57	✘	✘	✘	✘	✘	✘	✘	✘	✘	✘	✘
P4840C-7R-E67	✘	✘	✘	✘	✘	✘	✘	✘	✘	✘	✘
P4841C-7R-A57	✘	✘	✘	✘	✘	✘	✘	✘	✘	✘	✘
P4841C-7R-E57	✘	✘	✘	✘	✘	✘	✘	✘	✘	✘	✘
P4840C-8R-E67	✘	✘	✘	✘	✘	✘	✘	✘	✘	✘	✘
P4841C-8R-A57	✘	✘	✘	✘	✘	✘	✘	✘	✘	✘	✘
P4841C-8R-E57	✘	✘	✘	✘	✘	✘	✘	✘	✘	✘	✘

HC = 涂层硬质合金

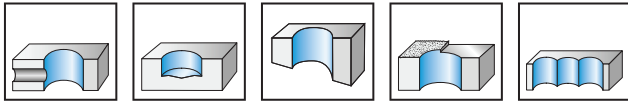
可转位刀片

订货号	P				M			K			S
	HC				HC			HC			HC
	WKP25S	WKP35S	WSP45	WSP45G	WXP40	WSP45	WSP45G	WXP40	WKP25S	WKP35S	WSP45G
	P4840P-1R-A57	✘	✘	✘	✘	✘	✘	✘	✘	✘	✘
P4840P-1R-E57	✘	✘	✘	✘	✘	✘	✘	✘	✘	✘	✘
P4840P-1R-E67	✘	✘	✘	✘	✘	✘	✘	✘	✘	✘	✘
P4841P-1R-A57	✘	✘	✘	✘	✘	✘	✘	✘	✘	✘	✘
P4841P-1R-E57	✘	✘	✘	✘	✘	✘	✘	✘	✘	✘	✘
P4840P-2R-A57	✘	✘	✘	✘	✘	✘	✘	✘	✘	✘	✘
P4840P-2R-E57	✘	✘	✘	✘	✘	✘	✘	✘	✘	✘	✘
P4840P-2R-E67	✘	✘	✘	✘	✘	✘	✘	✘	✘	✘	✘
P4841P-2R-A57	✘	✘	✘	✘	✘	✘	✘	✘	✘	✘	✘
P4841P-2R-E57	✘	✘	✘	✘	✘	✘	✘	✘	✘	✘	✘
P4840P-3R-A57	✘	✘	✘	✘	✘	✘	✘	✘	✘	✘	✘
P4840P-3R-E57	✘	✘	✘	✘	✘	✘	✘	✘	✘	✘	✘
P4840P-3R-E67	✘	✘	✘	✘	✘	✘	✘	✘	✘	✘	✘
P4841P-3R-A57	✘	✘	✘	✘	✘	✘	✘	✘	✘	✘	✘
P4841P-3R-E57	✘	✘	✘	✘	✘	✘	✘	✘	✘	✘	✘
P4840P-4R-A57	✘	✘	✘	✘	✘	✘	✘	✘	✘	✘	✘
P4840P-4R-E57	✘	✘	✘	✘	✘	✘	✘	✘	✘	✘	✘
P4840P-4R-E67	✘	✘	✘	✘	✘	✘	✘	✘	✘	✘	✘
P4841P-4R-A57	✘	✘	✘	✘	✘	✘	✘	✘	✘	✘	✘
P4841P-4R-E57	✘	✘	✘	✘	✘	✘	✘	✘	✘	✘	✘
P4840P-5R-A57	✘	✘	✘	✘	✘	✘	✘	✘	✘	✘	✘
P4840P-5R-E57	✘	✘	✘	✘	✘	✘	✘	✘	✘	✘	✘
P4840P-5R-E67	✘	✘	✘	✘	✘	✘	✘	✘	✘	✘	✘
P4841P-5R-A57	✘	✘	✘	✘	✘	✘	✘	✘	✘	✘	✘
P4841P-5R-E57	✘	✘	✘	✘	✘	✘	✘	✘	✘	✘	✘
P4840P-6R-A57	✘	✘	✘	✘	✘	✘	✘	✘	✘	✘	✘
P4840P-6R-E57	✘	✘	✘	✘	✘	✘	✘	✘	✘	✘	✘
P4840P-6R-E67	✘	✘	✘	✘	✘	✘	✘	✘	✘	✘	✘
P4841P-6R-A57	✘	✘	✘	✘	✘	✘	✘	✘	✘	✘	✘
P4841P-6R-E57	✘	✘	✘	✘	✘	✘	✘	✘	✘	✘	✘
P4840P-7R-A57	✘	✘	✘	✘	✘	✘	✘	✘	✘	✘	✘
P4840P-7R-E57	✘	✘	✘	✘	✘	✘	✘	✘	✘	✘	✘
P4840P-7R-E67	✘	✘	✘	✘	✘	✘	✘	✘	✘	✘	✘
P4841P-7R-A57	✘	✘	✘	✘	✘	✘	✘	✘	✘	✘	✘
P4841P-7R-E57	✘	✘	✘	✘	✘	✘	✘	✘	✘	✘	✘
P4840P-8R-A57	✘	✘	✘	✘	✘	✘	✘	✘	✘	✘	✘
P4840P-8R-E57	✘	✘	✘	✘	✘	✘	✘	✘	✘	✘	✘
P4840P-8R-E67	✘	✘	✘	✘	✘	✘	✘	✘	✘	✘	✘
P4841P-8R-A57	✘	✘	✘	✘	✘	✘	✘	✘	✘	✘	✘
P4841P-8R-E57	✘	✘	✘	✘	✘	✘	✘	✘	✘	✘	✘

HC = 涂层硬质合金

可转位刀片钻头

 D4120-02 mm

2×D_C
Z = 1


	P	M	K	N	S	H	O
D4120-02	●●	●●	●●	●●	●●	●●	●●

B1

刀具

	订货号	D _C mm	L _C mm	l ₄ mm	l ₅ mm	d ₁ mm	d ₄ mm	kg	可转位 刀片 数量	型号
	D4120-02-51.00F40-P48	51	102	142	70	40	50	2,09	1 1	P484 . P-8R- ... P484 . C-8R- ...
	D4120-02-52.00F40-P48	52	104	144	70	40	50	2,04	1 1	
	D4120-02-53.00F40-P48	53	106	146	70	40	50	2,21	1 1	
	D4120-02-54.00F40-P48	54	108	148	70	40	50	2,28	1 1	
	D4120-02-55.00F40-P48	55	110	150	70	40	50	2,35	1 1	
	D4120-02-56.00F40-P48	56	112	152	70	40	50	2,42	1 1	
	D4120-02-57.00F40-P48	57	114	154	70	40	50	2,5	1 1	
	D4120-02-58.00F40-P48	58	116	156	70	40	50	2,57	1 1	
	D4120-02-59.00F40-P48	59	118	158	70	40	50	2,65	1 1	

刀杆和备件包括在供货范围内

备件		D _c [mm]	13,5-16	16,5-20	20,5-24	24,5-29	29,5-35	36-42	43-59
	可转位刀片夹紧螺钉 锁紧扭矩		FS2120 (T6IP) 0,4 Nm	FS2111 (T7IP) 0,9 Nm	FS1454 (T8IP) 1,2 Nm	FS1457 (T9IP) 2 Nm	FS2080 (T15IP) 2,5 Nm	FS1453 (T15IP) 3,5 Nm	FS1495 (T20IP) 5 Nm

附件		D _c [mm]	13,5-16	16,5-20	20,5-24	24,5-29	29,5-42	43-59
	扭矩螺丝刀, 模拟型		FS2001	FS2001	FS2001	FS2003	FS2003	FS2003
	扭矩螺丝刀, 数显型				FS2248	FS2248	FS2248	FS2248
	可换刀头		FS2085 (T6IP)	FS2011 (T7IP)	FS2012 (T8IP)	FS2013 (T9IP)	FS2014 (T15IP)	FS2015 (T20IP)
	螺丝刀		FS2086 (T6IP)	FS2088 (T7IP)	FS1483 (T8IP)	FS1484 (T9IP)	FS1485 (T15IP)	FS1486 (T20IP)

B1

可转位刀片		P			M			K		S		
		HC			HC			HC	HC			
订货号		WKP255	WKP355	WSP45	WSP45G	WXP40	WSP45	WSP45G	WXP40	WKP255	WKP355	WSP45G
	P4840C-1R-E67	HC	HC	HC	HC	HC	HC	HC	HC	HC	HC	HC
P4841C-1R-A57	HC	HC	HC	HC	HC	HC	HC	HC	HC	HC	HC	HC
P4841C-1R-E57	HC	HC	HC	HC	HC	HC	HC	HC	HC	HC	HC	HC
P4840C-2R-E67	HC	HC	HC	HC	HC	HC	HC	HC	HC	HC	HC	HC
P4841C-2R-A57	HC	HC	HC	HC	HC	HC	HC	HC	HC	HC	HC	HC
P4841C-2R-E57	HC	HC	HC	HC	HC	HC	HC	HC	HC	HC	HC	HC
P4840C-3R-E67	HC	HC	HC	HC	HC	HC	HC	HC	HC	HC	HC	HC
P4841C-3R-A57	HC	HC	HC	HC	HC	HC	HC	HC	HC	HC	HC	HC
P4841C-3R-E57	HC	HC	HC	HC	HC	HC	HC	HC	HC	HC	HC	HC
P4840C-4R-E67	HC	HC	HC	HC	HC	HC	HC	HC	HC	HC	HC	HC
P4841C-4R-A57	HC	HC	HC	HC	HC	HC	HC	HC	HC	HC	HC	HC
P4841C-4R-E57	HC	HC	HC	HC	HC	HC	HC	HC	HC	HC	HC	HC
P4840C-5R-E67	HC	HC	HC	HC	HC	HC	HC	HC	HC	HC	HC	HC
P4841C-5R-A57	HC	HC	HC	HC	HC	HC	HC	HC	HC	HC	HC	HC
P4841C-5R-E57	HC	HC	HC	HC	HC	HC	HC	HC	HC	HC	HC	HC
P4840C-6R-E67	HC	HC	HC	HC	HC	HC	HC	HC	HC	HC	HC	HC
P4841C-6R-A57	HC	HC	HC	HC	HC	HC	HC	HC	HC	HC	HC	HC
P4841C-6R-E57	HC	HC	HC	HC	HC	HC	HC	HC	HC	HC	HC	HC
P4840C-7R-E67	HC	HC	HC	HC	HC	HC	HC	HC	HC	HC	HC	HC
P4841C-7R-A57	HC	HC	HC	HC	HC	HC	HC	HC	HC	HC	HC	HC
P4841C-7R-E57	HC	HC	HC	HC	HC	HC	HC	HC	HC	HC	HC	HC
P4840C-8R-E67	HC	HC	HC	HC	HC	HC	HC	HC	HC	HC	HC	HC
P4841C-8R-A57	HC	HC	HC	HC	HC	HC	HC	HC	HC	HC	HC	HC
P4841C-8R-E57	HC	HC	HC	HC	HC	HC	HC	HC	HC	HC	HC	HC

HC = 涂层硬质合金

可转位刀片		P			M			K		S		
		HC			HC			HC	HC			
订货号		WKP255	WKP355	WSP45	WSP45G	WXP40	WSP45	WSP45G	WXP40	WKP255	WKP355	WSP45G
	P4840P-1R-A57	HC	HC	HC	HC	HC	HC	HC	HC	HC	HC	HC
P4840P-1R-E57	HC	HC	HC	HC	HC	HC	HC	HC	HC	HC	HC	HC
P4840P-1R-E67	HC	HC	HC	HC	HC	HC	HC	HC	HC	HC	HC	HC
P4841P-1R-A57	HC	HC	HC	HC	HC	HC	HC	HC	HC	HC	HC	HC
P4841P-1R-E57	HC	HC	HC	HC	HC	HC	HC	HC	HC	HC	HC	HC
P4840P-2R-A57	HC	HC	HC	HC	HC	HC	HC	HC	HC	HC	HC	HC
P4840P-2R-E57	HC	HC	HC	HC	HC	HC	HC	HC	HC	HC	HC	HC
P4840P-2R-E67	HC	HC	HC	HC	HC	HC	HC	HC	HC	HC	HC	HC
P4841P-2R-A57	HC	HC	HC	HC	HC	HC	HC	HC	HC	HC	HC	HC
P4841P-2R-E57	HC	HC	HC	HC	HC	HC	HC	HC	HC	HC	HC	HC
P4840P-3R-A57	HC	HC	HC	HC	HC	HC	HC	HC	HC	HC	HC	HC
P4840P-3R-E57	HC	HC	HC	HC	HC	HC	HC	HC	HC	HC	HC	HC
P4840P-3R-E67	HC	HC	HC	HC	HC	HC	HC	HC	HC	HC	HC	HC
P4841P-3R-A57	HC	HC	HC	HC	HC	HC	HC	HC	HC	HC	HC	HC
P4841P-3R-E57	HC	HC	HC	HC	HC	HC	HC	HC	HC	HC	HC	HC
P4840P-4R-A57	HC	HC	HC	HC	HC	HC	HC	HC	HC	HC	HC	HC
P4840P-4R-E57	HC	HC	HC	HC	HC	HC	HC	HC	HC	HC	HC	HC
P4840P-4R-E67	HC	HC	HC	HC	HC	HC	HC	HC	HC	HC	HC	HC
P4841P-4R-A57	HC	HC	HC	HC	HC	HC	HC	HC	HC	HC	HC	HC
P4841P-4R-E57	HC	HC	HC	HC	HC	HC	HC	HC	HC	HC	HC	HC
P4840P-5R-A57	HC	HC	HC	HC	HC	HC	HC	HC	HC	HC	HC	HC
P4840P-5R-E57	HC	HC	HC	HC	HC	HC	HC	HC	HC	HC	HC	HC
P4840P-5R-E67	HC	HC	HC	HC	HC	HC	HC	HC	HC	HC	HC	HC
P4841P-5R-A57	HC	HC	HC	HC	HC	HC	HC	HC	HC	HC	HC	HC
P4841P-5R-E57	HC	HC	HC	HC	HC	HC	HC	HC	HC	HC	HC	HC
P4840P-6R-A57	HC	HC	HC	HC	HC	HC	HC	HC	HC	HC	HC	HC
P4840P-6R-E57	HC	HC	HC	HC	HC	HC	HC	HC	HC	HC	HC	HC
P4840P-6R-E67	HC	HC	HC	HC	HC	HC	HC	HC	HC	HC	HC	HC
P4841P-6R-A57	HC	HC	HC	HC	HC	HC	HC	HC	HC	HC	HC	HC
P4841P-6R-E57	HC	HC	HC	HC	HC	HC	HC	HC	HC	HC	HC	HC
P4840P-7R-A57	HC	HC	HC	HC	HC	HC	HC	HC	HC	HC	HC	HC
P4840P-7R-E57	HC	HC	HC	HC	HC	HC	HC	HC	HC	HC	HC	HC
P4840P-7R-E67	HC	HC	HC	HC	HC	HC	HC	HC	HC	HC	HC	HC
P4841P-7R-A57	HC	HC	HC	HC	HC	HC	HC	HC	HC	HC	HC	HC
P4841P-7R-E57	HC	HC	HC	HC	HC	HC	HC	HC	HC	HC	HC	HC
P4840P-8R-A57	HC	HC	HC	HC	HC	HC	HC	HC	HC	HC	HC	HC
P4840P-8R-E57	HC	HC	HC	HC	HC	HC	HC	HC	HC	HC	HC	HC
P4840P-8R-E67	HC	HC	HC	HC	HC	HC	HC	HC	HC	HC	HC	HC
P4841P-8R-A57	HC	HC	HC	HC	HC	HC	HC	HC	HC	HC	HC	HC
P4841P-8R-E57	HC	HC	HC	HC	HC	HC	HC	HC	HC	HC	HC	HC

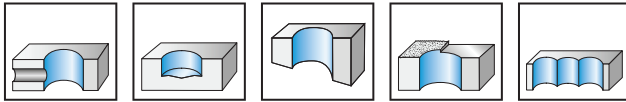
HC = 涂层硬质合金

可转位刀片钻头

 D4120.03 inch

 3×D_C

Z=1



D4120.03	P	M	K	N	S	H	O
	●	●	●	●	●		

B1

刀具

	订货号	D _C inch	L _C inch	l ₄ inch	l ₅ inch	d ₁ inch	d ₄ inch	lbs	可转位 刀片 数量	型号
圆柱削平柄 	D4120.03-13.49F19-P41	0,531	1,593	2,380	2,031	0,750	1,125	0,007	1 1	P484 . P-1R- ... P484 . C-1R- ...
	D4120.03-13.89F19-P41	0,547	1,641	2,428	2,031	0,750	1,125	0,007	1 1	
	D4120.03-14.27F19-P41	0,562	1,686	2,473	2,031	0,750	1,125	0,009	1 1	
	D4120.03-14.68F19-P41	0,578	1,734	2,521	2,031	0,750	1,125	0,010	1 1	
	D4120.03-15.09F19-P41	0,594	1,782	2,569	2,031	0,750	1,125	0,008	1 1	
	D4120.03-15.47F19-P41	0,609	1,827	2,614	2,031	0,750	1,125	0,008	1 1	
	D4120.03-15.88F19-P41	0,625	1,875	2,662	2,031	0,750	1,125	0,01	1 1	
圆柱削平柄 	D4120.03-16.66F26-P42	0,656	1,968	2,97	2,281	1,000	1,375	0,017	1 1	P484 . P-2R- ... P484 . C-2R- ...
	D4120.03-17.04F26-P42	0,671	2,013	3,010	2,281	1,000	1,375	0,016	1 1	
	D4120.03-17.45F26-P42	0,687	2,061	3,060	2,281	1,000	1,375	0,016	1 1	
	D4120.03-17.86F26-P42	0,703	2,109	3,110	2,281	1,000	1,375	0,016	1 1	
	D4120.03-18.24F26-P42	0,718	2,154	3,150	2,281	1,000	1,375	0,017	1 1	
	D4120.03-19.05F26-P42	0,750	2,250	3,250	2,281	1,000	1,375	0,018	1 1	
	D4120.03-19.43F26-P42	0,765	2,295	3,300	2,281	1,000	1,375	0,017	1 1	
D4120.03-19.84F26-P42	0,781	2,343	3,34	2,281	1,000	1,375	0,019	1 1		
圆柱削平柄 	D4120.03-20.62F26-P43	0,812	2,436	3,44	2,281	1,000	1,375	0,019	1 1	P484 . P-3R- ... P484 . C-3R- ...
	D4120.03-21.41F26-P43	0,843	2,529	3,530	2,281	1,000	1,375	0,019	1 1	
	D4120.03-22.23F31-P43	0,875	2,625	3,760	2,281	1,250	1,625	0,028	1 1	
	D4120.03-23.01F31-P43	0,906	2,718	3,850	2,281	1,250	1,625	0,028	1 1	
	D4120.03-23.39F31-P43	0,921	2,763	3,89	2,281	1,250	1,625	0,027	1 1	
	D4120.03-23.80F31-P43	0,937	2,811	3,94	2,281	1,250	1,625	0,027	1 1	

刀杆和备件包括在供货范围内

备件

D _c [mm]		0,53-0,62	0,66-0,78	0,81-0,94	0,97-1,12	1,17-1,38	1,42-1,62	1,69-2,25
	可转位刀片夹紧螺钉 锁紧扭矩	FS2120 (T6IP) 0,4 Nm	FS2111 (T7IP) 0,9 Nm	FS1454 (T8IP) 1,2 Nm	FS1457 (T9IP) 2 Nm	FS2080 (T15IP) 2,5 Nm	FS1453 (T15IP) 3,5 Nm	FS1495 (T20IP) 5 Nm

附件

D _c [mm]		0,53-0,62	0,66-0,78	0,81-0,94	0,97-1,12	1,17-1,62	1,69-2,25
	扭矩螺丝刀, 模拟型	FS2002	FS2002	FS2002	FS2004	FS2004	FS2004
	扭矩螺丝刀, 数显型			FS2248	FS2248	FS2248	FS2248
	可换刀头	FS2085 (T6IP)	FS2011 (T7IP)	FS2012 (T8IP)	FS2013 (T9IP)	FS2014 (T15IP)	FS2015 (T20IP)
	螺丝刀	FS2086 (T6IP)	FS2088 (T7IP)	FS1483 (T8IP)	FS1484 (T9IP)	FS1485 (T15IP)	FS1486 (T20IP)

可转位刀片

订货号	P			M			K			S	
	HC			HC			HC			HC	
	WKP255	WKP355	WSP45	WSP45G	WXP40	WSP45	WSP45G	WXP40	WKP255	WKP355	WSP45G
P4840C-1R-E67	✘	✘	✘	✘	✘	✘	✘	✘	✘	✘	✘
P4841C-1R-A57	✘	✘	✘	✘	✘	✘	✘	✘	✘	✘	✘
P4841C-1R-E57	✘	✘	✘	✘	✘	✘	✘	✘	✘	✘	✘
P4840C-2R-E67	✘	✘	✘	✘	✘	✘	✘	✘	✘	✘	✘
P4841C-2R-A57	✘	✘	✘	✘	✘	✘	✘	✘	✘	✘	✘
P4841C-2R-E57	✘	✘	✘	✘	✘	✘	✘	✘	✘	✘	✘
P4840C-3R-E67	✘	✘	✘	✘	✘	✘	✘	✘	✘	✘	✘
P4841C-3R-A57	✘	✘	✘	✘	✘	✘	✘	✘	✘	✘	✘
P4841C-3R-E57	✘	✘	✘	✘	✘	✘	✘	✘	✘	✘	✘
P4840C-4R-E67	✘	✘	✘	✘	✘	✘	✘	✘	✘	✘	✘
P4841C-4R-A57	✘	✘	✘	✘	✘	✘	✘	✘	✘	✘	✘
P4841C-4R-E57	✘	✘	✘	✘	✘	✘	✘	✘	✘	✘	✘
P4840C-5R-E67	✘	✘	✘	✘	✘	✘	✘	✘	✘	✘	✘
P4841C-5R-A57	✘	✘	✘	✘	✘	✘	✘	✘	✘	✘	✘
P4841C-5R-E57	✘	✘	✘	✘	✘	✘	✘	✘	✘	✘	✘
P4840C-6R-E67	✘	✘	✘	✘	✘	✘	✘	✘	✘	✘	✘
P4841C-6R-A57	✘	✘	✘	✘	✘	✘	✘	✘	✘	✘	✘
P4841C-6R-E57	✘	✘	✘	✘	✘	✘	✘	✘	✘	✘	✘
P4840C-7R-E67	✘	✘	✘	✘	✘	✘	✘	✘	✘	✘	✘
P4841C-7R-A57	✘	✘	✘	✘	✘	✘	✘	✘	✘	✘	✘
P4841C-7R-E57	✘	✘	✘	✘	✘	✘	✘	✘	✘	✘	✘
P4840C-8R-E67	✘	✘	✘	✘	✘	✘	✘	✘	✘	✘	✘
P4841C-8R-A57	✘	✘	✘	✘	✘	✘	✘	✘	✘	✘	✘
P4841C-8R-E57	✘	✘	✘	✘	✘	✘	✘	✘	✘	✘	✘

P48...C = 中心刀片
P48...P = 周边刀片

HC = 涂层硬质合金

可转位刀片

订货号	P			M			K			S	
	HC			HC			HC			HC	
	WKP255	WKP355	WSP45	WSP45G	WXP40	WSP45	WSP45G	WXP40	WKP255	WKP355	WSP45G
P4840P-1R-A57	✘	✘	✘	✘	✘	✘	✘	✘	✘	✘	✘
P4840P-1R-E57	✘	✘	✘	✘	✘	✘	✘	✘	✘	✘	✘
P4840P-1R-E67	✘	✘	✘	✘	✘	✘	✘	✘	✘	✘	✘
P4841P-1R-A57	✘	✘	✘	✘	✘	✘	✘	✘	✘	✘	✘
P4841P-1R-E57	✘	✘	✘	✘	✘	✘	✘	✘	✘	✘	✘
P4840P-2R-A57	✘	✘	✘	✘	✘	✘	✘	✘	✘	✘	✘
P4840P-2R-E57	✘	✘	✘	✘	✘	✘	✘	✘	✘	✘	✘
P4840P-2R-E67	✘	✘	✘	✘	✘	✘	✘	✘	✘	✘	✘
P4841P-2R-A57	✘	✘	✘	✘	✘	✘	✘	✘	✘	✘	✘
P4841P-2R-E57	✘	✘	✘	✘	✘	✘	✘	✘	✘	✘	✘
P4840P-3R-A57	✘	✘	✘	✘	✘	✘	✘	✘	✘	✘	✘
P4840P-3R-E57	✘	✘	✘	✘	✘	✘	✘	✘	✘	✘	✘
P4840P-3R-E67	✘	✘	✘	✘	✘	✘	✘	✘	✘	✘	✘
P4841P-3R-A57	✘	✘	✘	✘	✘	✘	✘	✘	✘	✘	✘
P4841P-3R-E57	✘	✘	✘	✘	✘	✘	✘	✘	✘	✘	✘
P4840P-4R-A57	✘	✘	✘	✘	✘	✘	✘	✘	✘	✘	✘
P4840P-4R-E57	✘	✘	✘	✘	✘	✘	✘	✘	✘	✘	✘
P4840P-4R-E67	✘	✘	✘	✘	✘	✘	✘	✘	✘	✘	✘
P4841P-4R-A57	✘	✘	✘	✘	✘	✘	✘	✘	✘	✘	✘
P4841P-4R-E57	✘	✘	✘	✘	✘	✘	✘	✘	✘	✘	✘
P4840P-5R-A57	✘	✘	✘	✘	✘	✘	✘	✘	✘	✘	✘
P4840P-5R-E57	✘	✘	✘	✘	✘	✘	✘	✘	✘	✘	✘
P4840P-5R-E67	✘	✘	✘	✘	✘	✘	✘	✘	✘	✘	✘
P4841P-5R-A57	✘	✘	✘	✘	✘	✘	✘	✘	✘	✘	✘
P4841P-5R-E57	✘	✘	✘	✘	✘	✘	✘	✘	✘	✘	✘
P4840P-6R-A57	✘	✘	✘	✘	✘	✘	✘	✘	✘	✘	✘
P4840P-6R-E57	✘	✘	✘	✘	✘	✘	✘	✘	✘	✘	✘
P4840P-6R-E67	✘	✘	✘	✘	✘	✘	✘	✘	✘	✘	✘
P4841P-6R-A57	✘	✘	✘	✘	✘	✘	✘	✘	✘	✘	✘
P4841P-6R-E57	✘	✘	✘	✘	✘	✘	✘	✘	✘	✘	✘
P4840P-7R-A57	✘	✘	✘	✘	✘	✘	✘	✘	✘	✘	✘
P4840P-7R-E57	✘	✘	✘	✘	✘	✘	✘	✘	✘	✘	✘
P4840P-7R-E67	✘	✘	✘	✘	✘	✘	✘	✘	✘	✘	✘
P4841P-7R-A57	✘	✘	✘	✘	✘	✘	✘	✘	✘	✘	✘
P4841P-7R-E57	✘	✘	✘	✘	✘	✘	✘	✘	✘	✘	✘
P4840P-8R-A57	✘	✘	✘	✘	✘	✘	✘	✘	✘	✘	✘
P4840P-8R-E57	✘	✘	✘	✘	✘	✘	✘	✘	✘	✘	✘
P4840P-8R-E67	✘	✘	✘	✘	✘	✘	✘	✘	✘	✘	✘
P4841P-8R-A57	✘	✘	✘	✘	✘	✘	✘	✘	✘	✘	✘
P4841P-8R-E57	✘	✘	✘	✘	✘	✘	✘	✘	✘	✘	✘

P48...C = 中心刀片
P48...P = 周边刀片

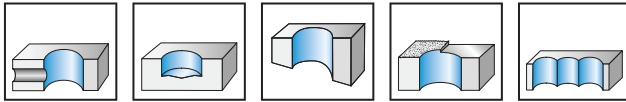
HC = 涂层硬质合金

可转位刀片钻头

D4120.03 inch



3×D _C	Z = 1
------------------	-------



D4120.03	P	M	K	N	S	H	O
	●●	●●	●●	●●	●●		

B1

刀具

	订货号	D _C inch	L _C inch	l ₄ inch	l ₅ inch	d ₁ inch	d ₄ inch	lbs	可转位 刀片 数量	型号
<p>圆柱削平柄</p>	D4120.03-24.59F31-P44	0,968	2,904	4,030	2,281	1,250	1,625	0,026	1 1	P484 . P-4R-... P484 . C-4R-...
	D4120.03-24.99F31-P44	0,984	2,952	4,080	2,281	1,250	1,625	0,027	1 1	
	D4120.03-25.40F31-P44	1,000	3,000	4,130	2,281	1,250	1,625	0,030	1 1	
	D4120.03-26.57F31-P44	1,046	3,138	4,27	2,281	1,250	1,625	0,028	1 1	
	D4120.03-26.97F31-P44	1,062	3,186	4,32	2,281	1,250	1,625	0,031	1 1	
	D4120.03-28.17F31-P44	1,109	3,327	4,460	2,281	1,250	1,625	0,031	1 1	
	D4120.03-28.58F31-P44	1,125	3,375	4,510	2,281	1,250	1,625	0,033	1 1	
<p>圆柱削平柄</p>	D4120.03-29.74F31-P45	1,171	3,513	4,64	2,281	1,250	1,625	0,031	1 1	P484 . P-5R-... P484 . C-5R-...
	D4120.03-30.15F31-P45	1,187	3,561	4,69	2,281	1,250	1,625	0,033	1 1	
	D4120.03-31.75F31-P45	1,250	3,750	4,880	2,281	1,250	1,625	0,037	1 1	
	D4120.03-33.32F31-P45	1,312	3,936	5,07	2,281	1,250	1,625	0,039	1 1	
	D4120.03-34.11F31-P45	1,343	4,029	5,160	2,281	1,250	1,625	0,039	1 1	
	D4120.03-34.93F31-P45	1,375	4,125	5,260	2,281	1,250	1,625	0,042	1 1	
	<p>圆柱削平柄</p>	D4120.03-36.09F31-P46	1,421	4,263	5,39	2,281	1,250	1,625	0,041	1 1
D4120.03-36.50F38-P46		1,437	4,311	5,69	2,688	1,500	1,940	0,055	1 1	
D4120.03-38.10F38-P46		1,500	4,500	5,880	2,688	1,500	1,940	0,06	1 1	
D4120.03-39.67F38-P46		1,562	4,686	6,07	2,688	1,500	1,940	0,062	1 1	
D4120.03-41.28F38-P46		1,625	4,875	6,260	2,688	1,500	1,940	0,069	1 1	
<p>圆柱削平柄</p>		D4120.03-42.85F38-P47	1,687	5,061	6,44	2,688	1,500	1,940	0,066	1 1
	D4120.03-44.45F38-P47	1,750	5,250	6,630	2,688	1,500	1,940	0,070	1 1	
	D4120.03-46.02F38-P47	1,812	5,436	6,82	2,688	1,500	1,940	0,074	1 1	
	D4120.03-47.63F38-P47	1,875	5,625	7,010	2,688	1,500	1,940	0,079	1 1	
	D4120.03-49.20F38-P47	1,937	5,811	7,19	2,688	1,500	1,940	0,084	1 1	

刀杆和备件包括在供货范围内

备件

		D _c [mm]	0,53-0,62	0,66-0,78	0,81-0,94	0,97-1,12	1,17-1,38	1,42-1,62	1,69-2,25
	可转位刀片夹紧螺钉 锁紧扭矩		FS2120 (T6IP) 0,4 Nm	FS2111 (T7IP) 0,9 Nm	FS1454 (T8IP) 1,2 Nm	FS1457 (T9IP) 2 Nm	FS2080 (T15IP) 2,5 Nm	FS1453 (T15IP) 3,5 Nm	FS1495 (T20IP) 5 Nm

附件

		D _c [mm]	0,53-0,62	0,66-0,78	0,81-0,94	0,97-1,12	1,17-1,62	1,69-2,25
	扭矩螺丝刀, 模拟型		FS2002	FS2002	FS2002	FS2004	FS2004	FS2004
	扭矩螺丝刀, 数显型				FS2248	FS2248	FS2248	FS2248
	可换刀头		FS2085 (T6IP)	FS2011 (T7IP)	FS2012 (T8IP)	FS2013 (T9IP)	FS2014 (T15IP)	FS2015 (T20IP)
	螺丝刀		FS2086 (T6IP)	FS2088 (T7IP)	FS1483 (T8IP)	FS1484 (T9IP)	FS1485 (T15IP)	FS1486 (T20IP)

可转位刀片

订货号	P				M			K			S
	HC				HC			HC			HC
	WKP255	WKP355	WSP45	WSP45G	WXP40	WSP45	WSP45G	WXP40	WKP255	WKP355	WSP45G
P4840C-1R-E67	☒	☒	☒	☒	☒	☒	☒	☒	☒	☒	☒
P4841C-1R-A57	☒	☒	☒	☒	☒	☒	☒	☒	☒	☒	☒
P4841C-1R-E57	☒	☒	☒	☒	☒	☒	☒	☒	☒	☒	☒
P4840C-2R-E67	☒	☒	☒	☒	☒	☒	☒	☒	☒	☒	☒
P4841C-2R-A57	☒	☒	☒	☒	☒	☒	☒	☒	☒	☒	☒
P4841C-2R-E57	☒	☒	☒	☒	☒	☒	☒	☒	☒	☒	☒
P4840C-3R-E67	☒	☒	☒	☒	☒	☒	☒	☒	☒	☒	☒
P4841C-3R-A57	☒	☒	☒	☒	☒	☒	☒	☒	☒	☒	☒
P4841C-3R-E57	☒	☒	☒	☒	☒	☒	☒	☒	☒	☒	☒
P4840C-4R-E67	☒	☒	☒	☒	☒	☒	☒	☒	☒	☒	☒
P4841C-4R-A57	☒	☒	☒	☒	☒	☒	☒	☒	☒	☒	☒
P4841C-4R-E57	☒	☒	☒	☒	☒	☒	☒	☒	☒	☒	☒
P4840C-5R-E67	☒	☒	☒	☒	☒	☒	☒	☒	☒	☒	☒
P4841C-5R-A57	☒	☒	☒	☒	☒	☒	☒	☒	☒	☒	☒
P4841C-5R-E57	☒	☒	☒	☒	☒	☒	☒	☒	☒	☒	☒
P4840C-6R-E67	☒	☒	☒	☒	☒	☒	☒	☒	☒	☒	☒
P4841C-6R-A57	☒	☒	☒	☒	☒	☒	☒	☒	☒	☒	☒
P4841C-6R-E57	☒	☒	☒	☒	☒	☒	☒	☒	☒	☒	☒
P4840C-7R-E67	☒	☒	☒	☒	☒	☒	☒	☒	☒	☒	☒
P4841C-7R-A57	☒	☒	☒	☒	☒	☒	☒	☒	☒	☒	☒
P4841C-7R-E57	☒	☒	☒	☒	☒	☒	☒	☒	☒	☒	☒
P4840C-8R-E67	☒	☒	☒	☒	☒	☒	☒	☒	☒	☒	☒
P4841C-8R-A57	☒	☒	☒	☒	☒	☒	☒	☒	☒	☒	☒
P4841C-8R-E57	☒	☒	☒	☒	☒	☒	☒	☒	☒	☒	☒

P48...C = 中心刀片
P48...P = 周边刀片

HC = 涂层硬质合金

可转位刀片

订货号	P				M			K			S
	HC				HC			HC			HC
	WKP255	WKP355	WSP45	WSP45G	WXP40	WSP45	WSP45G	WXP40	WKP255	WKP355	WSP45G
P4840P-1R-A57	☒	☒	☒	☒	☒	☒	☒	☒	☒	☒	☒
P4840P-1R-E57	☒	☒	☒	☒	☒	☒	☒	☒	☒	☒	☒
P4840P-1R-E67	☒	☒	☒	☒	☒	☒	☒	☒	☒	☒	☒
P4841P-1R-A57	☒	☒	☒	☒	☒	☒	☒	☒	☒	☒	☒
P4841P-1R-E57	☒	☒	☒	☒	☒	☒	☒	☒	☒	☒	☒
P4840P-2R-A57	☒	☒	☒	☒	☒	☒	☒	☒	☒	☒	☒
P4840P-2R-E57	☒	☒	☒	☒	☒	☒	☒	☒	☒	☒	☒
P4840P-2R-E67	☒	☒	☒	☒	☒	☒	☒	☒	☒	☒	☒
P4841P-2R-A57	☒	☒	☒	☒	☒	☒	☒	☒	☒	☒	☒
P4841P-2R-E57	☒	☒	☒	☒	☒	☒	☒	☒	☒	☒	☒
P4840P-3R-A57	☒	☒	☒	☒	☒	☒	☒	☒	☒	☒	☒
P4840P-3R-E57	☒	☒	☒	☒	☒	☒	☒	☒	☒	☒	☒
P4840P-3R-E67	☒	☒	☒	☒	☒	☒	☒	☒	☒	☒	☒
P4841P-3R-A57	☒	☒	☒	☒	☒	☒	☒	☒	☒	☒	☒
P4841P-3R-E57	☒	☒	☒	☒	☒	☒	☒	☒	☒	☒	☒
P4840P-4R-A57	☒	☒	☒	☒	☒	☒	☒	☒	☒	☒	☒
P4840P-4R-E57	☒	☒	☒	☒	☒	☒	☒	☒	☒	☒	☒
P4840P-4R-E67	☒	☒	☒	☒	☒	☒	☒	☒	☒	☒	☒
P4841P-4R-A57	☒	☒	☒	☒	☒	☒	☒	☒	☒	☒	☒
P4841P-4R-E57	☒	☒	☒	☒	☒	☒	☒	☒	☒	☒	☒
P4840P-5R-A57	☒	☒	☒	☒	☒	☒	☒	☒	☒	☒	☒
P4840P-5R-E57	☒	☒	☒	☒	☒	☒	☒	☒	☒	☒	☒
P4840P-5R-E67	☒	☒	☒	☒	☒	☒	☒	☒	☒	☒	☒
P4841P-5R-A57	☒	☒	☒	☒	☒	☒	☒	☒	☒	☒	☒
P4841P-5R-E57	☒	☒	☒	☒	☒	☒	☒	☒	☒	☒	☒
P4840P-6R-A57	☒	☒	☒	☒	☒	☒	☒	☒	☒	☒	☒
P4840P-6R-E57	☒	☒	☒	☒	☒	☒	☒	☒	☒	☒	☒
P4840P-6R-E67	☒	☒	☒	☒	☒	☒	☒	☒	☒	☒	☒
P4841P-6R-A57	☒	☒	☒	☒	☒	☒	☒	☒	☒	☒	☒
P4841P-6R-E57	☒	☒	☒	☒	☒	☒	☒	☒	☒	☒	☒
P4840P-7R-A57	☒	☒	☒	☒	☒	☒	☒	☒	☒	☒	☒
P4840P-7R-E57	☒	☒	☒	☒	☒	☒	☒	☒	☒	☒	☒
P4840P-7R-E67	☒	☒	☒	☒	☒	☒	☒	☒	☒	☒	☒
P4841P-7R-A57	☒	☒	☒	☒	☒	☒	☒	☒	☒	☒	☒
P4841P-7R-E57	☒	☒	☒	☒	☒	☒	☒	☒	☒	☒	☒
P4840P-8R-A57	☒	☒	☒	☒	☒	☒	☒	☒	☒	☒	☒
P4840P-8R-E57	☒	☒	☒	☒	☒	☒	☒	☒	☒	☒	☒
P4840P-8R-E67	☒	☒	☒	☒	☒	☒	☒	☒	☒	☒	☒
P4841P-8R-A57	☒	☒	☒	☒	☒	☒	☒	☒	☒	☒	☒
P4841P-8R-E57	☒	☒	☒	☒	☒	☒	☒	☒	☒	☒	☒

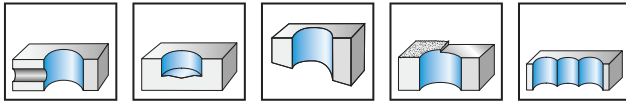
P48...C = 中心刀片
P48...P = 周边刀片

HC = 涂层硬质合金

可转位刀片钻头

 D4120.03 inch


$3 \times D_c$	$Z = 1$
----------------	---------



D4120.03	P	M	K	N	S	H	O
	●●●	●●●	●●●	●●●	●●●		

B1

刀具

	订货号	D_c inch	L_c inch	l_4 inch	l_5 inch	d_1 inch	d_4 inch	lbs	可转位 刀片 数量	型号
	D4120.03-50.80F51-P48	2,000	6,000	7,62	3,250	2,000	2,440	0,125	1 1	P484 . P-8R-... P484 . C-8R-...
	D4120.03-52.37F51-P48	2,062	6,186	7,810	3,250	2,000	2,440	0,131	1 1	
	D4120.03-53.98F51-P48	2,125	6,375	8,000	3,250	2,000	2,440	0,137	1 1	
	D4120.03-55.55F51-P48	2,187	6,561	8,180	3,250	2,000	2,440	0,144	1 1	
	D4120.03-57.15F51-P48	2,250	6,750	8,37	3,250	2,000	2,440	0,152	1 1	

刀杆和备件包括在供货范围内

备件

D _c [mm]		0,53-0,62	0,66-0,78	0,81-0,94	0,97-1,12	1,17-1,38	1,42-1,62	1,69-2,25
	可转位刀片夹紧螺钉 锁紧扭矩	FS2120 (T6IP) 0,4 Nm	FS2111 (T7IP) 0,9 Nm	FS1454 (T8IP) 1,2 Nm	FS1457 (T9IP) 2 Nm	FS2080 (T15IP) 2,5 Nm	FS1453 (T15IP) 3,5 Nm	FS1495 (T20IP) 5 Nm

附件

D _c [mm]		0,53-0,62	0,66-0,78	0,81-0,94	0,97-1,12	1,17-1,62	1,69-2,25
	扭矩螺丝刀, 模拟型	FS2002	FS2002	FS2002	FS2004	FS2004	FS2004
	扭矩螺丝刀, 数显型			FS2248	FS2248	FS2248	FS2248
	可换刀头	FS2085 (T6IP)	FS2011 (T7IP)	FS2012 (T8IP)	FS2013 (T9IP)	FS2014 (T15IP)	FS2015 (T20IP)
	螺丝刀	FS2086 (T6IP)	FS2088 (T7IP)	FS1483 (T8IP)	FS1484 (T9IP)	FS1485 (T15IP)	FS1486 (T20IP)

可转位刀片

订货号	P				M			K			S
	HC				HC			HC			HC
	WKP25S	WKP35S	WSP45	WSP45G	WXP40	WSP45	WSP45G	WXP40	WKP25S	WKP35S	WSP45G
P4840C-1R-E67	☒	☒	☒	☒	☒	☒	☒	☒	☒	☒	☒
P4841C-1R-A57	☒	☒	☒	☒	☒	☒	☒	☒	☒	☒	☒
P4841C-1R-E57	☒	☒	☒	☒	☒	☒	☒	☒	☒	☒	☒
P4840C-2R-E67	☒	☒	☒	☒	☒	☒	☒	☒	☒	☒	☒
P4841C-2R-A57	☒	☒	☒	☒	☒	☒	☒	☒	☒	☒	☒
P4841C-2R-E57	☒	☒	☒	☒	☒	☒	☒	☒	☒	☒	☒
P4840C-3R-E67	☒	☒	☒	☒	☒	☒	☒	☒	☒	☒	☒
P4841C-3R-A57	☒	☒	☒	☒	☒	☒	☒	☒	☒	☒	☒
P4841C-3R-E57	☒	☒	☒	☒	☒	☒	☒	☒	☒	☒	☒
P4840C-4R-E67	☒	☒	☒	☒	☒	☒	☒	☒	☒	☒	☒
P4841C-4R-A57	☒	☒	☒	☒	☒	☒	☒	☒	☒	☒	☒
P4841C-4R-E57	☒	☒	☒	☒	☒	☒	☒	☒	☒	☒	☒
P4840C-5R-E67	☒	☒	☒	☒	☒	☒	☒	☒	☒	☒	☒
P4841C-5R-A57	☒	☒	☒	☒	☒	☒	☒	☒	☒	☒	☒
P4841C-5R-E57	☒	☒	☒	☒	☒	☒	☒	☒	☒	☒	☒
P4840C-6R-E67	☒	☒	☒	☒	☒	☒	☒	☒	☒	☒	☒
P4841C-6R-A57	☒	☒	☒	☒	☒	☒	☒	☒	☒	☒	☒
P4841C-6R-E57	☒	☒	☒	☒	☒	☒	☒	☒	☒	☒	☒
P4840C-7R-E67	☒	☒	☒	☒	☒	☒	☒	☒	☒	☒	☒
P4841C-7R-A57	☒	☒	☒	☒	☒	☒	☒	☒	☒	☒	☒
P4841C-7R-E57	☒	☒	☒	☒	☒	☒	☒	☒	☒	☒	☒
P4840C-8R-E67	☒	☒	☒	☒	☒	☒	☒	☒	☒	☒	☒
P4841C-8R-A57	☒	☒	☒	☒	☒	☒	☒	☒	☒	☒	☒
P4841C-8R-E57	☒	☒	☒	☒	☒	☒	☒	☒	☒	☒	☒

P48...C = 中心刀片 HC = 涂层硬质合金
P48...P = 周边刀片

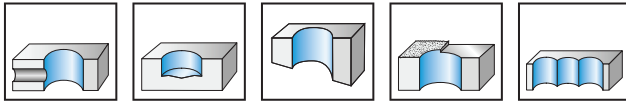
可转位刀片

订货号	P				M			K			S
	HC				HC			HC			HC
	WKP25S	WKP35S	WSP45	WSP45G	WXP40	WSP45	WSP45G	WXP40	WKP25S	WKP35S	WSP45G
P4840P-1R-A57	☒	☒	☒	☒	☒	☒	☒	☒	☒	☒	☒
P4840P-1R-E57	☒	☒	☒	☒	☒	☒	☒	☒	☒	☒	☒
P4840P-1R-E67	☒	☒	☒	☒	☒	☒	☒	☒	☒	☒	☒
P4841P-1R-A57	☒	☒	☒	☒	☒	☒	☒	☒	☒	☒	☒
P4841P-1R-E57	☒	☒	☒	☒	☒	☒	☒	☒	☒	☒	☒
P4840P-2R-A57	☒	☒	☒	☒	☒	☒	☒	☒	☒	☒	☒
P4840P-2R-E57	☒	☒	☒	☒	☒	☒	☒	☒	☒	☒	☒
P4840P-2R-E67	☒	☒	☒	☒	☒	☒	☒	☒	☒	☒	☒
P4841P-2R-A57	☒	☒	☒	☒	☒	☒	☒	☒	☒	☒	☒
P4841P-2R-E57	☒	☒	☒	☒	☒	☒	☒	☒	☒	☒	☒
P4840P-3R-A57	☒	☒	☒	☒	☒	☒	☒	☒	☒	☒	☒
P4840P-3R-E57	☒	☒	☒	☒	☒	☒	☒	☒	☒	☒	☒
P4840P-3R-E67	☒	☒	☒	☒	☒	☒	☒	☒	☒	☒	☒
P4841P-3R-A57	☒	☒	☒	☒	☒	☒	☒	☒	☒	☒	☒
P4841P-3R-E57	☒	☒	☒	☒	☒	☒	☒	☒	☒	☒	☒
P4840P-4R-A57	☒	☒	☒	☒	☒	☒	☒	☒	☒	☒	☒
P4840P-4R-E57	☒	☒	☒	☒	☒	☒	☒	☒	☒	☒	☒
P4840P-4R-E67	☒	☒	☒	☒	☒	☒	☒	☒	☒	☒	☒
P4841P-4R-A57	☒	☒	☒	☒	☒	☒	☒	☒	☒	☒	☒
P4841P-4R-E57	☒	☒	☒	☒	☒	☒	☒	☒	☒	☒	☒
P4840P-5R-A57	☒	☒	☒	☒	☒	☒	☒	☒	☒	☒	☒
P4840P-5R-E57	☒	☒	☒	☒	☒	☒	☒	☒	☒	☒	☒
P4840P-5R-E67	☒	☒	☒	☒	☒	☒	☒	☒	☒	☒	☒
P4841P-5R-A57	☒	☒	☒	☒	☒	☒	☒	☒	☒	☒	☒
P4841P-5R-E57	☒	☒	☒	☒	☒	☒	☒	☒	☒	☒	☒
P4840P-6R-A57	☒	☒	☒	☒	☒	☒	☒	☒	☒	☒	☒
P4840P-6R-E57	☒	☒	☒	☒	☒	☒	☒	☒	☒	☒	☒
P4840P-6R-E67	☒	☒	☒	☒	☒	☒	☒	☒	☒	☒	☒
P4841P-6R-A57	☒	☒	☒	☒	☒	☒	☒	☒	☒	☒	☒
P4841P-6R-E57	☒	☒	☒	☒	☒	☒	☒	☒	☒	☒	☒
P4840P-7R-A57	☒	☒	☒	☒	☒	☒	☒	☒	☒	☒	☒
P4840P-7R-E57	☒	☒	☒	☒	☒	☒	☒	☒	☒	☒	☒
P4840P-7R-E67	☒	☒	☒	☒	☒	☒	☒	☒	☒	☒	☒
P4841P-7R-A57	☒	☒	☒	☒	☒	☒	☒	☒	☒	☒	☒
P4841P-7R-E57	☒	☒	☒	☒	☒	☒	☒	☒	☒	☒	☒
P4840P-8R-A57	☒	☒	☒	☒	☒	☒	☒	☒	☒	☒	☒
P4840P-8R-E57	☒	☒	☒	☒	☒	☒	☒	☒	☒	☒	☒
P4840P-8R-E67	☒	☒	☒	☒	☒	☒	☒	☒	☒	☒	☒
P4841P-8R-A57	☒	☒	☒	☒	☒	☒	☒	☒	☒	☒	☒
P4841P-8R-E57	☒	☒	☒	☒	☒	☒	☒	☒	☒	☒	☒

P48...C = 中心刀片 HC = 涂层硬质合金
P48...P = 周边刀片

可转位刀片钻头

 D4120-03 mm

3×D_C
Z = 1


	P	M	K	N	S	H	O
D4120-03	●●	●●	●●	●●	●●	●●	●●

B1

刀具

	订货号	D _C mm	L _C mm	l ₄ mm	l ₅ mm	d ₁ mm	d ₄ mm	kg	可转位 刀片 数量	型号
圆柱削平柄 	D4120-03-13.50F20-P41	13,5	40,5	60,5	50	20	25	0,16	1 1	P484 . P-1R- ... P484 . C-1R- ...
	D4120-03-14.00F20-P41	14	42	62	50	20	25	0,17	1 1	
	D4120-03-14.50F20-P41	14,5	43,5	63,5	50	20	25	0,24	1 1	
	D4120-03-15.00F20-P41	15	45	65	50	20	25	0,2	1 1	
	D4120-03-15.50F20-P41	15,5	46,5	66,5	50	20	25	0,25	1 1	
	D4120-03-16.00F25-P41	16	48	73	56	25	35	0,38	1 1	
圆柱削平柄 	D4120-03-16.50F25-P42	16,5	49,5	75	56	25	35	0,42	1 1	P484 . P-2R- ... P484 . C-2R- ...
	D4120-03-17.00F25-P42	17	51	76	56	25	35	0,35	1 1	
	D4120-03-17.50F25-P42	17,5	52,5	77,5	56	25	35	0,43	1 1	
	D4120-03-18.00F25-P42	18	54	79	56	25	35	0,44	1 1	
	D4120-03-18.50F25-P42	18,5	55,5	80,5	56	25	35	0,39	1 1	
	D4120-03-19.00F25-P42	19	57	82	56	25	35	0,45	1 1	
	D4120-03-19.50F25-P42	19,5	58,5	84	56	25	35	0,46	1 1	
	D4120-03-20.00F25-P42	20	60	85	56	25	35	0,46	1 1	
圆柱削平柄 	D4120-03-20.50F25-P43	20,5	61,5	87	56	25	35	0,45	1 1	P484 . P-3R- ... P484 . C-3R- ...
	D4120-03-21.00F25-P43	21	63	88	56	25	35	0,39	1 1	
	D4120-03-21.50F25-P43	21,5	64,5	90	56	25	35	0,48	1 1	
	D4120-03-22.00F25-P43	22	66	91	56	25	35	0,48	1 1	
	D4120-03-22.50F25-P43	22,5	67,5	93	56	25	35	0,49	1 1	
	D4120-03-23.00F25-P43	23	69	94	56	25	35	0,52	1 1	
	D4120-03-23.50F25-P43	23,5	70,5	96	56	25	35	0,51	1 1	
	D4120-03-24.00F25-P43	24	72	97	56	25	35	0,52	1 1	

刀杆和备件包括在供货范围内

备件

D _c [mm]		13,5-16	16,5-20	20,5-24	24,5-29	29,5-35	36-42	43-59
	可转位刀片夹紧螺钉 锁紧扭矩	FS2120 (T6IP) 0,4 Nm	FS2111 (T7IP) 0,9 Nm	FS1454 (T8IP) 1,2 Nm	FS1457 (T9IP) 2 Nm	FS2080 (T15IP) 2,5 Nm	FS1453 (T15IP) 3,5 Nm	FS1495 (T20IP) 5 Nm

附件

D _c [mm]		13,5-16	16,5-20	20,5-24	24,5-29	29,5-42	43-59
	扭矩螺丝刀, 模拟型	FS2001	FS2001	FS2001	FS2003	FS2003	FS2003
	扭矩螺丝刀, 数显型			FS2248	FS2248	FS2248	FS2248
	可换刀头	FS2085 (T6IP)	FS2011 (T7IP)	FS2012 (T8IP)	FS2013 (T9IP)	FS2014 (T15IP)	FS2015 (T20IP)
	螺丝刀	FS2086 (T6IP)	FS2088 (T7IP)	FS1483 (T8IP)	FS1484 (T9IP)	FS1485 (T15IP)	FS1486 (T20IP)

可转位刀片

订货号	P				M			K		S	
	HC				HC			HC		HC	
	WKP255	WKP355	WSP45	WSP45G	WXP40	WSP45	WSP45G	WXP40	WKP255	WKP355	WSP45G
P4840C-1R-E67	✘	✘	✘	✘	✘	✘	✘	✘	✘	✘	✘
P4841C-1R-A57	✘	✘	✘	✘	✘	✘	✘	✘	✘	✘	✘
P4841C-1R-E57	✘	✘	✘	✘	✘	✘	✘	✘	✘	✘	✘
P4840C-2R-E67	✘	✘	✘	✘	✘	✘	✘	✘	✘	✘	✘
P4841C-2R-A57	✘	✘	✘	✘	✘	✘	✘	✘	✘	✘	✘
P4841C-2R-E57	✘	✘	✘	✘	✘	✘	✘	✘	✘	✘	✘
P4840C-3R-E67	✘	✘	✘	✘	✘	✘	✘	✘	✘	✘	✘
P4841C-3R-A57	✘	✘	✘	✘	✘	✘	✘	✘	✘	✘	✘
P4841C-3R-E57	✘	✘	✘	✘	✘	✘	✘	✘	✘	✘	✘
P4840C-4R-E67	✘	✘	✘	✘	✘	✘	✘	✘	✘	✘	✘
P4841C-4R-A57	✘	✘	✘	✘	✘	✘	✘	✘	✘	✘	✘
P4841C-4R-E57	✘	✘	✘	✘	✘	✘	✘	✘	✘	✘	✘
P4840C-5R-E67	✘	✘	✘	✘	✘	✘	✘	✘	✘	✘	✘
P4841C-5R-A57	✘	✘	✘	✘	✘	✘	✘	✘	✘	✘	✘
P4841C-5R-E57	✘	✘	✘	✘	✘	✘	✘	✘	✘	✘	✘
P4840C-6R-E67	✘	✘	✘	✘	✘	✘	✘	✘	✘	✘	✘
P4841C-6R-A57	✘	✘	✘	✘	✘	✘	✘	✘	✘	✘	✘
P4841C-6R-E57	✘	✘	✘	✘	✘	✘	✘	✘	✘	✘	✘
P4840C-7R-E67	✘	✘	✘	✘	✘	✘	✘	✘	✘	✘	✘
P4841C-7R-A57	✘	✘	✘	✘	✘	✘	✘	✘	✘	✘	✘
P4841C-7R-E57	✘	✘	✘	✘	✘	✘	✘	✘	✘	✘	✘
P4840C-8R-E67	✘	✘	✘	✘	✘	✘	✘	✘	✘	✘	✘
P4841C-8R-A57	✘	✘	✘	✘	✘	✘	✘	✘	✘	✘	✘
P4841C-8R-E57	✘	✘	✘	✘	✘	✘	✘	✘	✘	✘	✘

HC = 涂层硬质合金

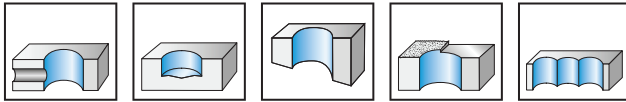
可转位刀片

订货号	P				M			K		S	
	HC				HC			HC		HC	
	WKP255	WKP355	WSP45	WSP45G	WXP40	WSP45	WSP45G	WXP40	WKP255	WKP355	WSP45G
P4840P-1R-A57	✘	✘	✘	✘	✘	✘	✘	✘	✘	✘	✘
P4840P-1R-E57	✘	✘	✘	✘	✘	✘	✘	✘	✘	✘	✘
P4840P-1R-E67	✘	✘	✘	✘	✘	✘	✘	✘	✘	✘	✘
P4841P-1R-A57	✘	✘	✘	✘	✘	✘	✘	✘	✘	✘	✘
P4841P-1R-E57	✘	✘	✘	✘	✘	✘	✘	✘	✘	✘	✘
P4840P-2R-A57	✘	✘	✘	✘	✘	✘	✘	✘	✘	✘	✘
P4840P-2R-E57	✘	✘	✘	✘	✘	✘	✘	✘	✘	✘	✘
P4840P-2R-E67	✘	✘	✘	✘	✘	✘	✘	✘	✘	✘	✘
P4841P-2R-A57	✘	✘	✘	✘	✘	✘	✘	✘	✘	✘	✘
P4841P-2R-E57	✘	✘	✘	✘	✘	✘	✘	✘	✘	✘	✘
P4840P-3R-A57	✘	✘	✘	✘	✘	✘	✘	✘	✘	✘	✘
P4840P-3R-E57	✘	✘	✘	✘	✘	✘	✘	✘	✘	✘	✘
P4840P-3R-E67	✘	✘	✘	✘	✘	✘	✘	✘	✘	✘	✘
P4841P-3R-A57	✘	✘	✘	✘	✘	✘	✘	✘	✘	✘	✘
P4841P-3R-E57	✘	✘	✘	✘	✘	✘	✘	✘	✘	✘	✘
P4840P-4R-A57	✘	✘	✘	✘	✘	✘	✘	✘	✘	✘	✘
P4840P-4R-E57	✘	✘	✘	✘	✘	✘	✘	✘	✘	✘	✘
P4840P-4R-E67	✘	✘	✘	✘	✘	✘	✘	✘	✘	✘	✘
P4841P-4R-A57	✘	✘	✘	✘	✘	✘	✘	✘	✘	✘	✘
P4841P-4R-E57	✘	✘	✘	✘	✘	✘	✘	✘	✘	✘	✘
P4840P-5R-A57	✘	✘	✘	✘	✘	✘	✘	✘	✘	✘	✘
P4840P-5R-E57	✘	✘	✘	✘	✘	✘	✘	✘	✘	✘	✘
P4840P-5R-E67	✘	✘	✘	✘	✘	✘	✘	✘	✘	✘	✘
P4841P-5R-A57	✘	✘	✘	✘	✘	✘	✘	✘	✘	✘	✘
P4841P-5R-E57	✘	✘	✘	✘	✘	✘	✘	✘	✘	✘	✘
P4840P-6R-A57	✘	✘	✘	✘	✘	✘	✘	✘	✘	✘	✘
P4840P-6R-E57	✘	✘	✘	✘	✘	✘	✘	✘	✘	✘	✘
P4840P-6R-E67	✘	✘	✘	✘	✘	✘	✘	✘	✘	✘	✘
P4841P-6R-A57	✘	✘	✘	✘	✘	✘	✘	✘	✘	✘	✘
P4841P-6R-E57	✘	✘	✘	✘	✘	✘	✘	✘	✘	✘	✘
P4840P-7R-A57	✘	✘	✘	✘	✘	✘	✘	✘	✘	✘	✘
P4840P-7R-E57	✘	✘	✘	✘	✘	✘	✘	✘	✘	✘	✘
P4840P-7R-E67	✘	✘	✘	✘	✘	✘	✘	✘	✘	✘	✘
P4841P-7R-A57	✘	✘	✘	✘	✘	✘	✘	✘	✘	✘	✘
P4841P-7R-E57	✘	✘	✘	✘	✘	✘	✘	✘	✘	✘	✘
P4840P-8R-A57	✘	✘	✘	✘	✘	✘	✘	✘	✘	✘	✘
P4840P-8R-E57	✘	✘	✘	✘	✘	✘	✘	✘	✘	✘	✘
P4840P-8R-E67	✘	✘	✘	✘	✘	✘	✘	✘	✘	✘	✘
P4841P-8R-A57	✘	✘	✘	✘	✘	✘	✘	✘	✘	✘	✘
P4841P-8R-E57	✘	✘	✘	✘	✘	✘	✘	✘	✘	✘	✘

HC = 涂层硬质合金

可转位刀片钻头

 D4120-03 mm

3×D_C
Z=1


D4120-03	P	M	K	N	S	H	O
	●	●	●	●	●		


B1

刀具





	订货号	D _C mm	L _C mm	l ₄ mm	l ₅ mm	d ₁ mm	d ₄ mm	kg	可转位 刀片 数量	型号
圆柱削平柄 	D4120-03-24.50F25-P44	24,5	73,5	99	56	25	35	0,52	1 1	P484 . P-4R- ... P484 . C-4R- ...
	D4120-03-25.00F25-P44	25	75	100	56	25	35	0,43	1 1	
	D4120-03-25.50F32-P44	25,5	76,5	109	60	32	42	0,83	1 1	
	D4120-03-26.00F32-P44	26	78	110	60	32	42	0,84	1 1	
	D4120-03-26.50F32-P44	26,5	79,5	112	60	32	42	0,84	1 1	
	D4120-03-27.00F32-P44	27	81	113	60	32	42	0,85	1 1	
	D4120-03-27.50F32-P44	27,5	82,5	115	60	32	42	0,87	1 1	
	D4120-03-28.00F32-P44	28	84	116	60	32	42	0,89	1 1	
	D4120-03-28.50F32-P44	28,5	85,5	118	60	32	42	0,91	1 1	
	D4120-03-29.00F32-P44	29	87	119	60	32	42	0,92	1 1	
圆柱削平柄 	D4120-03-29.50F32-P45	29,5	88,5	121	60	32	42	0,93	1 1	P484 . P-5R- ... P484 . C-5R- ...
	D4120-03-30.00F32-P45	30	90	122	60	32	42	0,94	1 1	
	D4120-03-31.00F32-P45	31	93	125	60	32	42	0,95	1 1	
	D4120-03-32.00F32-P45	32	96	128	60	32	42	1	1 1	
	D4120-03-33.00F32-P45	33	99	131	60	32	42	1,03	1 1	
	D4120-03-34.00F32-P45	34	102	134	60	32	42	1,07	1 1	
	D4120-03-35.00F32-P45	35	105	137	60	32	42	1,12	1 1	

刀杆和备件包括在供货范围内


备件

D _c [mm]	13,5-16	16,5-20	20,5-24	24,5-29	29,5-35	36-42	43-59
 可转位刀片夹紧螺钉 锁紧扭矩	FS2120 (T6IP) 0,4 Nm	FS2111 (T7IP) 0,9 Nm	FS1454 (T8IP) 1,2 Nm	FS1457 (T9IP) 2 Nm	FS2080 (T15IP) 2,5 Nm	FS1453 (T15IP) 3,5 Nm	FS1495 (T20IP) 5 Nm

附件


D _c [mm]	13,5-16	16,5-20	20,5-24	24,5-29	29,5-42	43-59
 扭矩螺丝刀, 模拟型	FS2001	FS2001	FS2001	FS2003	FS2003	FS2003
 扭矩螺丝刀, 数显型			FS2248	FS2248	FS2248	FS2248
 可换刀头	FS2085 (T6IP)	FS2011 (T7IP)	FS2012 (T8IP)	FS2013 (T9IP)	FS2014 (T15IP)	FS2015 (T20IP)
 螺丝刀	FS2086 (T6IP)	FS2088 (T7IP)	FS1483 (T8IP)	FS1484 (T9IP)	FS1485 (T15IP)	FS1486 (T20IP)

可转位刀片

订货号	P			M			K			S	
	HC			HC			HC			HC	
	WKP25S	WKP35S	WSP45	WSP45G	WXP40	WSP45	WSP45G	WXP40	WKP25S	WKP35S	WSP45G
 P4840C-1R-E67	✘	✘	✘	✘	✘	✘	✘	✘	✘	✘	✘
P4841C-1R-A57	✘	✘	✘	✘	✘	✘	✘	✘	✘	✘	✘
P4841C-1R-E57	✘	✘	✘	✘	✘	✘	✘	✘	✘	✘	✘
P4840C-2R-E67	✘	✘	✘	✘	✘	✘	✘	✘	✘	✘	✘
P4841C-2R-A57	✘	✘	✘	✘	✘	✘	✘	✘	✘	✘	✘
P4841C-2R-E57	✘	✘	✘	✘	✘	✘	✘	✘	✘	✘	✘
P4840C-3R-E67	✘	✘	✘	✘	✘	✘	✘	✘	✘	✘	✘
P4841C-3R-A57	✘	✘	✘	✘	✘	✘	✘	✘	✘	✘	✘
P4841C-3R-E57	✘	✘	✘	✘	✘	✘	✘	✘	✘	✘	✘
P4840C-4R-E67	✘	✘	✘	✘	✘	✘	✘	✘	✘	✘	✘
P4841C-4R-A57	✘	✘	✘	✘	✘	✘	✘	✘	✘	✘	✘
P4841C-4R-E57	✘	✘	✘	✘	✘	✘	✘	✘	✘	✘	✘
P4840C-5R-E67	✘	✘	✘	✘	✘	✘	✘	✘	✘	✘	✘
P4841C-5R-A57	✘	✘	✘	✘	✘	✘	✘	✘	✘	✘	✘
P4841C-5R-E57	✘	✘	✘	✘	✘	✘	✘	✘	✘	✘	✘
P4840C-6R-E67	✘	✘	✘	✘	✘	✘	✘	✘	✘	✘	✘
P4841C-6R-A57	✘	✘	✘	✘	✘	✘	✘	✘	✘	✘	✘
P4841C-6R-E57	✘	✘	✘	✘	✘	✘	✘	✘	✘	✘	✘
P4840C-7R-E67	✘	✘	✘	✘	✘	✘	✘	✘	✘	✘	✘
P4841C-7R-A57	✘	✘	✘	✘	✘	✘	✘	✘	✘	✘	✘
P4841C-7R-E57	✘	✘	✘	✘	✘	✘	✘	✘	✘	✘	✘
P4840C-8R-E67	✘	✘	✘	✘	✘	✘	✘	✘	✘	✘	✘
P4841C-8R-A57	✘	✘	✘	✘	✘	✘	✘	✘	✘	✘	✘
P4841C-8R-E57	✘	✘	✘	✘	✘	✘	✘	✘	✘	✘	✘

HC = 涂层硬质合金

可转位刀片

订货号	P			M			K			S	
	HC			HC			HC			HC	
	WKP25S	WKP35S	WSP45	WSP45G	WXP40	WSP45	WSP45G	WXP40	WKP25S	WKP35S	WSP45G
 P4840P-1R-A57	✘	✘	✘	✘	✘	✘	✘	✘	✘	✘	✘
P4840P-1R-E57	✘	✘	✘	✘	✘	✘	✘	✘	✘	✘	✘
P4840P-1R-E67	✘	✘	✘	✘	✘	✘	✘	✘	✘	✘	✘
P4841P-1R-A57	✘	✘	✘	✘	✘	✘	✘	✘	✘	✘	✘
P4841P-1R-E57	✘	✘	✘	✘	✘	✘	✘	✘	✘	✘	✘
P4840P-2R-A57	✘	✘	✘	✘	✘	✘	✘	✘	✘	✘	✘
P4840P-2R-E57	✘	✘	✘	✘	✘	✘	✘	✘	✘	✘	✘
P4840P-2R-E67	✘	✘	✘	✘	✘	✘	✘	✘	✘	✘	✘
P4841P-2R-A57	✘	✘	✘	✘	✘	✘	✘	✘	✘	✘	✘
P4841P-2R-E57	✘	✘	✘	✘	✘	✘	✘	✘	✘	✘	✘
P4840P-3R-A57	✘	✘	✘	✘	✘	✘	✘	✘	✘	✘	✘
P4840P-3R-E57	✘	✘	✘	✘	✘	✘	✘	✘	✘	✘	✘
P4840P-3R-E67	✘	✘	✘	✘	✘	✘	✘	✘	✘	✘	✘
P4841P-3R-A57	✘	✘	✘	✘	✘	✘	✘	✘	✘	✘	✘
P4841P-3R-E57	✘	✘	✘	✘	✘	✘	✘	✘	✘	✘	✘
P4840P-4R-A57	✘	✘	✘	✘	✘	✘	✘	✘	✘	✘	✘
P4840P-4R-E57	✘	✘	✘	✘	✘	✘	✘	✘	✘	✘	✘
P4840P-4R-E67	✘	✘	✘	✘	✘	✘	✘	✘	✘	✘	✘
P4841P-4R-A57	✘	✘	✘	✘	✘	✘	✘	✘	✘	✘	✘
P4841P-4R-E57	✘	✘	✘	✘	✘	✘	✘	✘	✘	✘	✘
P4840P-5R-A57	✘	✘	✘	✘	✘	✘	✘	✘	✘	✘	✘
P4840P-5R-E57	✘	✘	✘	✘	✘	✘	✘	✘	✘	✘	✘
P4840P-5R-E67	✘	✘	✘	✘	✘	✘	✘	✘	✘	✘	✘
P4841P-5R-A57	✘	✘	✘	✘	✘	✘	✘	✘	✘	✘	✘
P4841P-5R-E57	✘	✘	✘	✘	✘	✘	✘	✘	✘	✘	✘
P4840P-6R-A57	✘	✘	✘	✘	✘	✘	✘	✘	✘	✘	✘
P4840P-6R-E57	✘	✘	✘	✘	✘	✘	✘	✘	✘	✘	✘
P4840P-6R-E67	✘	✘	✘	✘	✘	✘	✘	✘	✘	✘	✘
P4841P-6R-A57	✘	✘	✘	✘	✘	✘	✘	✘	✘	✘	✘
P4841P-6R-E57	✘	✘	✘	✘	✘	✘	✘	✘	✘	✘	✘
P4840P-7R-A57	✘	✘	✘	✘	✘	✘	✘	✘	✘	✘	✘
P4840P-7R-E57	✘	✘	✘	✘	✘	✘	✘	✘	✘	✘	✘
P4841P-7R-A57	✘	✘	✘	✘	✘	✘	✘	✘	✘	✘	✘
P4841P-7R-E57	✘	✘	✘	✘	✘	✘	✘	✘	✘	✘	✘
P4840P-8R-A57	✘	✘	✘	✘	✘	✘	✘	✘	✘	✘	✘
P4840P-8R-E57	✘	✘	✘	✘	✘	✘	✘	✘	✘	✘	✘
P4840P-8R-E67	✘	✘	✘	✘	✘	✘	✘	✘	✘	✘	✘
P4841P-8R-A57	✘	✘	✘	✘	✘	✘	✘	✘	✘	✘	✘
P4841P-8R-E57	✘	✘	✘	✘	✘	✘	✘	✘	✘	✘	✘

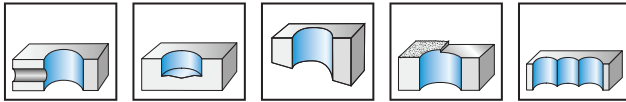
HC = 涂层硬质合金

可转位刀片钻头

 D4120-03 mm

3×D_C
Z = 1

B1



D4120-03	P	M	K	N	S	H	O
	●	●	●	●	●		

刀具

	订货号	D _C mm	L _C mm	l ₄ mm	l ₅ mm	d ₁ mm	d ₄ mm	kg	可转位 刀片 数量	型号
圆柱削平柄 	D4120-03-36.00F32-P46	36	108	140	60	32	42	1,02	1 1	P484 . P-6R- ... P484 . C-6R- ...
	D4120-03-37.00F40-P46	37	111	151	70	40	50	1,68	1 1	
	D4120-03-38.00F40-P46	38	114	154	70	40	50	1,17	1 1	
	D4120-03-39.00F40-P46	39	117	157	70	40	50	1,76	1 1	
	D4120-03-40.00F40-P46	40	120	160	70	40	50	1,82	1 1	
	D4120-03-41.00F40-P46	41	123	163	70	40	50	1,88	1 1	
	D4120-03-42.00F40-P46	42	126	166	70	40	50	1,94	1 1	
	圆柱削平柄 	D4120-03-43.00F40-P47	43	129	169	70	40	50	1,98	1 1
D4120-03-44.00F40-P47		44	132	172	70	40	50	2,03	1 1	
D4120-03-45.00F40-P47		45	135	175	70	40	50	2,11	1 1	
D4120-03-46.00F40-P47		46	138	178	70	40	50	2,17	1 1	
D4120-03-47.00F40-P47		47	141	181	70	40	50	2,25	1 1	
D4120-03-48.00F40-P47		48	144	184	70	40	50	2,34	1 1	
D4120-03-49.00F40-P47		49	147	187	70	40	50	2,41	1 1	
D4120-03-50.00F40-P47		50	150	190	70	40	50	2,5	1 1	

刀杆和备件包括在供货范围内

备件

D _c [mm]		13,5-16	16,5-20	20,5-24	24,5-29	29,5-35	36-42	43-59
	可转位刀片夹紧螺钉 锁紧扭矩	FS2120 (T6IP) 0,4 Nm	FS2111 (T7IP) 0,9 Nm	FS1454 (T8IP) 1,2 Nm	FS1457 (T9IP) 2 Nm	FS2080 (T15IP) 2,5 Nm	FS1453 (T15IP) 3,5 Nm	FS1495 (T20IP) 5 Nm

附件

D _c [mm]		13,5-16	16,5-20	20,5-24	24,5-29	29,5-42	43-59
	扭矩螺丝刀, 模拟型	FS2001	FS2001	FS2001	FS2003	FS2003	FS2003
	扭矩螺丝刀, 数显型			FS2248	FS2248	FS2248	FS2248
	可换刀头	FS2085 (T6IP)	FS2011 (T7IP)	FS2012 (T8IP)	FS2013 (T9IP)	FS2014 (T15IP)	FS2015 (T20IP)
	螺丝刀	FS2086 (T6IP)	FS2088 (T7IP)	FS1483 (T8IP)	FS1484 (T9IP)	FS1485 (T15IP)	FS1486 (T20IP)

可转位刀片

订货号	P				M			K			S
	HC				HC			HC			HC
	WKP25S	WKP35S	WSP45	WSP45G	WXP40	WSP45	WSP45G	WXP40	WKP25S	WKP35S	WSP45G
	P4840C-1R-E67	✘	✘	✘	✘	✘	✘	✘	✘	✘	✘
P4841C-1R-A57	✘	✘	✘	✘	✘	✘	✘	✘	✘	✘	✘
P4841C-1R-E57	✘	✘	✘	✘	✘	✘	✘	✘	✘	✘	✘
P4840C-2R-E67	✘	✘	✘	✘	✘	✘	✘	✘	✘	✘	✘
P4841C-2R-A57	✘	✘	✘	✘	✘	✘	✘	✘	✘	✘	✘
P4841C-2R-E57	✘	✘	✘	✘	✘	✘	✘	✘	✘	✘	✘
P4840C-3R-E67	✘	✘	✘	✘	✘	✘	✘	✘	✘	✘	✘
P4841C-3R-A57	✘	✘	✘	✘	✘	✘	✘	✘	✘	✘	✘
P4841C-3R-E57	✘	✘	✘	✘	✘	✘	✘	✘	✘	✘	✘
P4840C-4R-E67	✘	✘	✘	✘	✘	✘	✘	✘	✘	✘	✘
P4841C-4R-A57	✘	✘	✘	✘	✘	✘	✘	✘	✘	✘	✘
P4841C-4R-E57	✘	✘	✘	✘	✘	✘	✘	✘	✘	✘	✘
P4840C-5R-E67	✘	✘	✘	✘	✘	✘	✘	✘	✘	✘	✘
P4841C-5R-A57	✘	✘	✘	✘	✘	✘	✘	✘	✘	✘	✘
P4841C-5R-E57	✘	✘	✘	✘	✘	✘	✘	✘	✘	✘	✘
P4840C-6R-E67	✘	✘	✘	✘	✘	✘	✘	✘	✘	✘	✘
P4841C-6R-A57	✘	✘	✘	✘	✘	✘	✘	✘	✘	✘	✘
P4841C-6R-E57	✘	✘	✘	✘	✘	✘	✘	✘	✘	✘	✘
P4840C-7R-E67	✘	✘	✘	✘	✘	✘	✘	✘	✘	✘	✘
P4841C-7R-A57	✘	✘	✘	✘	✘	✘	✘	✘	✘	✘	✘
P4841C-7R-E57	✘	✘	✘	✘	✘	✘	✘	✘	✘	✘	✘
P4840C-8R-E67	✘	✘	✘	✘	✘	✘	✘	✘	✘	✘	✘
P4841C-8R-A57	✘	✘	✘	✘	✘	✘	✘	✘	✘	✘	✘
P4841C-8R-E57	✘	✘	✘	✘	✘	✘	✘	✘	✘	✘	✘

HC = 涂层硬质合金

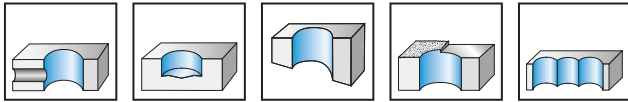
可转位刀片

订货号	P				M			K			S
	HC				HC			HC			HC
	WKP25S	WKP35S	WSP45	WSP45G	WXP40	WSP45	WSP45G	WXP40	WKP25S	WKP35S	WSP45G
	P4840P-1R-A57	✘	✘	✘	✘	✘	✘	✘	✘	✘	✘
P4840P-1R-E57	✘	✘	✘	✘	✘	✘	✘	✘	✘	✘	✘
P4840P-1R-E67	✘	✘	✘	✘	✘	✘	✘	✘	✘	✘	✘
P4841P-1R-A57	✘	✘	✘	✘	✘	✘	✘	✘	✘	✘	✘
P4841P-1R-E57	✘	✘	✘	✘	✘	✘	✘	✘	✘	✘	✘
P4840P-2R-A57	✘	✘	✘	✘	✘	✘	✘	✘	✘	✘	✘
P4840P-2R-E57	✘	✘	✘	✘	✘	✘	✘	✘	✘	✘	✘
P4840P-2R-E67	✘	✘	✘	✘	✘	✘	✘	✘	✘	✘	✘
P4841P-2R-A57	✘	✘	✘	✘	✘	✘	✘	✘	✘	✘	✘
P4841P-2R-E57	✘	✘	✘	✘	✘	✘	✘	✘	✘	✘	✘
P4840P-3R-A57	✘	✘	✘	✘	✘	✘	✘	✘	✘	✘	✘
P4840P-3R-E57	✘	✘	✘	✘	✘	✘	✘	✘	✘	✘	✘
P4840P-3R-E67	✘	✘	✘	✘	✘	✘	✘	✘	✘	✘	✘
P4841P-3R-A57	✘	✘	✘	✘	✘	✘	✘	✘	✘	✘	✘
P4841P-3R-E57	✘	✘	✘	✘	✘	✘	✘	✘	✘	✘	✘
P4840P-4R-A57	✘	✘	✘	✘	✘	✘	✘	✘	✘	✘	✘
P4840P-4R-E57	✘	✘	✘	✘	✘	✘	✘	✘	✘	✘	✘
P4840P-4R-E67	✘	✘	✘	✘	✘	✘	✘	✘	✘	✘	✘
P4841P-4R-A57	✘	✘	✘	✘	✘	✘	✘	✘	✘	✘	✘
P4841P-4R-E57	✘	✘	✘	✘	✘	✘	✘	✘	✘	✘	✘
P4840P-5R-A57	✘	✘	✘	✘	✘	✘	✘	✘	✘	✘	✘
P4840P-5R-E57	✘	✘	✘	✘	✘	✘	✘	✘	✘	✘	✘
P4840P-5R-E67	✘	✘	✘	✘	✘	✘	✘	✘	✘	✘	✘
P4841P-5R-A57	✘	✘	✘	✘	✘	✘	✘	✘	✘	✘	✘
P4841P-5R-E57	✘	✘	✘	✘	✘	✘	✘	✘	✘	✘	✘
P4840P-6R-A57	✘	✘	✘	✘	✘	✘	✘	✘	✘	✘	✘
P4840P-6R-E57	✘	✘	✘	✘	✘	✘	✘	✘	✘	✘	✘
P4840P-6R-E67	✘	✘	✘	✘	✘	✘	✘	✘	✘	✘	✘
P4841P-6R-A57	✘	✘	✘	✘	✘	✘	✘	✘	✘	✘	✘
P4841P-6R-E57	✘	✘	✘	✘	✘	✘	✘	✘	✘	✘	✘
P4840P-7R-A57	✘	✘	✘	✘	✘	✘	✘	✘	✘	✘	✘
P4840P-7R-E57	✘	✘	✘	✘	✘	✘	✘	✘	✘	✘	✘
P4841P-7R-A57	✘	✘	✘	✘	✘	✘	✘	✘	✘	✘	✘
P4841P-7R-E57	✘	✘	✘	✘	✘	✘	✘	✘	✘	✘	✘
P4840P-8R-A57	✘	✘	✘	✘	✘	✘	✘	✘	✘	✘	✘
P4840P-8R-E57	✘	✘	✘	✘	✘	✘	✘	✘	✘	✘	✘
P4840P-8R-E67	✘	✘	✘	✘	✘	✘	✘	✘	✘	✘	✘
P4841P-8R-A57	✘	✘	✘	✘	✘	✘	✘	✘	✘	✘	✘
P4841P-8R-E57	✘	✘	✘	✘	✘	✘	✘	✘	✘	✘	✘

HC = 涂层硬质合金

可转位刀片钻头

 D4120-03 mm

3×D_C
Z=1


	P	M	K	N	S	H	O
D4120-03	●	●	●	●	●		

B1

刀具

	订货号	D _C mm	L _C mm	l ₄ mm	l ₅ mm	d ₁ mm	d ₄ mm	kg	可转位 刀片 数量	型号
	D4120-03-51.00F40-P48	51	153	193	70	40	50	2,53	1 1	P484 . P-8R-... P484 . C-8R-...
	D4120-03-52.00F40-P48	52	156	196	70	40	50	2,6	1 1	
	D4120-03-53.00F40-P48	53	159	199	70	40	50	2,7	1 1	
	D4120-03-54.00F40-P48	54	162	202	70	40	50	2,8	1 1	
	D4120-03-55.00F40-P48	55	165	205	70	40	50	2,9	1 1	
	D4120-03-56.00F40-P48	56	168	208	70	40	50	3	1 1	
	D4120-03-57.00F40-P48	57	171	211	70	40	50	3,12	1 1	
	D4120-03-58.00F40-P48	58	174	214	70	40	50	3,23	1 1	
	D4120-03-59.00F40-P48	59	177	217	70	40	50	3,36	1 1	

刀杆和备件包括在供货范围内

备件

D _c [mm]		13,5-16	16,5-20	20,5-24	24,5-29	29,5-35	36-42	43-59
	可转位刀片夹紧螺钉 锁紧扭矩	FS2120 (T6IP) 0,4 Nm	FS2111 (T7IP) 0,9 Nm	FS1454 (T8IP) 1,2 Nm	FS1457 (T9IP) 2 Nm	FS2080 (T15IP) 2,5 Nm	FS1453 (T15IP) 3,5 Nm	FS1495 (T20IP) 5 Nm

附件

D _c [mm]		13,5-16	16,5-20	20,5-24	24,5-29	29,5-42	43-59
	扭矩螺丝刀, 模拟型	FS2001	FS2001	FS2001	FS2003	FS2003	FS2003
	扭矩螺丝刀, 数显型			FS2248	FS2248	FS2248	FS2248
	可换刀头	FS2085 (T6IP)	FS2011 (T7IP)	FS2012 (T8IP)	FS2013 (T9IP)	FS2014 (T15IP)	FS2015 (T20IP)
	螺丝刀	FS2086 (T6IP)	FS2088 (T7IP)	FS1483 (T8IP)	FS1484 (T9IP)	FS1485 (T15IP)	FS1486 (T20IP)

可转位刀片

订货号	P				M			K		S	
	HC				HC			HC		HC	
	WKP255	WKP355	WSP45	WSP45G	WXP40	WSP45	WSP45G	WXP40	WKP255	WKP355	WSP45G
	P4840C-1R-E67	✘	✘	✘	✘	✘	✘	✘	✘	✘	✘
P4841C-1R-A57	✘	✘	✘	✘	✘	✘	✘	✘	✘	✘	✘
P4841C-1R-E57	✘	✘	✘	✘	✘	✘	✘	✘	✘	✘	✘
P4840C-2R-E67	✘	✘	✘	✘	✘	✘	✘	✘	✘	✘	✘
P4841C-2R-A57	✘	✘	✘	✘	✘	✘	✘	✘	✘	✘	✘
P4841C-2R-E57	✘	✘	✘	✘	✘	✘	✘	✘	✘	✘	✘
P4840C-3R-E67	✘	✘	✘	✘	✘	✘	✘	✘	✘	✘	✘
P4841C-3R-A57	✘	✘	✘	✘	✘	✘	✘	✘	✘	✘	✘
P4841C-3R-E57	✘	✘	✘	✘	✘	✘	✘	✘	✘	✘	✘
P4840C-4R-E67	✘	✘	✘	✘	✘	✘	✘	✘	✘	✘	✘
P4841C-4R-A57	✘	✘	✘	✘	✘	✘	✘	✘	✘	✘	✘
P4841C-4R-E57	✘	✘	✘	✘	✘	✘	✘	✘	✘	✘	✘
P4840C-5R-E67	✘	✘	✘	✘	✘	✘	✘	✘	✘	✘	✘
P4841C-5R-A57	✘	✘	✘	✘	✘	✘	✘	✘	✘	✘	✘
P4841C-5R-E57	✘	✘	✘	✘	✘	✘	✘	✘	✘	✘	✘
P4840C-6R-E67	✘	✘	✘	✘	✘	✘	✘	✘	✘	✘	✘
P4841C-6R-A57	✘	✘	✘	✘	✘	✘	✘	✘	✘	✘	✘
P4841C-6R-E57	✘	✘	✘	✘	✘	✘	✘	✘	✘	✘	✘
P4840C-7R-E67	✘	✘	✘	✘	✘	✘	✘	✘	✘	✘	✘
P4841C-7R-A57	✘	✘	✘	✘	✘	✘	✘	✘	✘	✘	✘
P4841C-7R-E57	✘	✘	✘	✘	✘	✘	✘	✘	✘	✘	✘
P4840C-8R-E67	✘	✘	✘	✘	✘	✘	✘	✘	✘	✘	✘
P4841C-8R-A57	✘	✘	✘	✘	✘	✘	✘	✘	✘	✘	✘
P4841C-8R-E57	✘	✘	✘	✘	✘	✘	✘	✘	✘	✘	✘

HC = 涂层硬质合金

可转位刀片

订货号	P				M			K		S	
	HC				HC			HC		HC	
	WKP255	WKP355	WSP45	WSP45G	WXP40	WSP45	WSP45G	WXP40	WKP255	WKP355	WSP45G
	P4840P-1R-A57	✘	✘	✘	✘	✘	✘	✘	✘	✘	✘
P4840P-1R-E57	✘	✘	✘	✘	✘	✘	✘	✘	✘	✘	✘
P4840P-1R-E67	✘	✘	✘	✘	✘	✘	✘	✘	✘	✘	✘
P4841P-1R-A57	✘	✘	✘	✘	✘	✘	✘	✘	✘	✘	✘
P4841P-1R-E57	✘	✘	✘	✘	✘	✘	✘	✘	✘	✘	✘
P4840P-2R-A57	✘	✘	✘	✘	✘	✘	✘	✘	✘	✘	✘
P4840P-2R-E57	✘	✘	✘	✘	✘	✘	✘	✘	✘	✘	✘
P4840P-2R-E67	✘	✘	✘	✘	✘	✘	✘	✘	✘	✘	✘
P4841P-2R-A57	✘	✘	✘	✘	✘	✘	✘	✘	✘	✘	✘
P4841P-2R-E57	✘	✘	✘	✘	✘	✘	✘	✘	✘	✘	✘
P4840P-3R-A57	✘	✘	✘	✘	✘	✘	✘	✘	✘	✘	✘
P4840P-3R-E57	✘	✘	✘	✘	✘	✘	✘	✘	✘	✘	✘
P4840P-3R-E67	✘	✘	✘	✘	✘	✘	✘	✘	✘	✘	✘
P4841P-3R-A57	✘	✘	✘	✘	✘	✘	✘	✘	✘	✘	✘
P4841P-3R-E57	✘	✘	✘	✘	✘	✘	✘	✘	✘	✘	✘
P4840P-4R-A57	✘	✘	✘	✘	✘	✘	✘	✘	✘	✘	✘
P4840P-4R-E57	✘	✘	✘	✘	✘	✘	✘	✘	✘	✘	✘
P4840P-4R-E67	✘	✘	✘	✘	✘	✘	✘	✘	✘	✘	✘
P4841P-4R-A57	✘	✘	✘	✘	✘	✘	✘	✘	✘	✘	✘
P4841P-4R-E57	✘	✘	✘	✘	✘	✘	✘	✘	✘	✘	✘
P4840P-5R-A57	✘	✘	✘	✘	✘	✘	✘	✘	✘	✘	✘
P4840P-5R-E57	✘	✘	✘	✘	✘	✘	✘	✘	✘	✘	✘
P4840P-5R-E67	✘	✘	✘	✘	✘	✘	✘	✘	✘	✘	✘
P4841P-5R-A57	✘	✘	✘	✘	✘	✘	✘	✘	✘	✘	✘
P4841P-5R-E57	✘	✘	✘	✘	✘	✘	✘	✘	✘	✘	✘
P4840P-6R-A57	✘	✘	✘	✘	✘	✘	✘	✘	✘	✘	✘
P4840P-6R-E57	✘	✘	✘	✘	✘	✘	✘	✘	✘	✘	✘
P4840P-6R-E67	✘	✘	✘	✘	✘	✘	✘	✘	✘	✘	✘
P4841P-6R-A57	✘	✘	✘	✘	✘	✘	✘	✘	✘	✘	✘
P4841P-6R-E57	✘	✘	✘	✘	✘	✘	✘	✘	✘	✘	✘
P4840P-7R-A57	✘	✘	✘	✘	✘	✘	✘	✘	✘	✘	✘
P4840P-7R-E57	✘	✘	✘	✘	✘	✘	✘	✘	✘	✘	✘
P4840P-7R-E67	✘	✘	✘	✘	✘	✘	✘	✘	✘	✘	✘
P4841P-7R-A57	✘	✘	✘	✘	✘	✘	✘	✘	✘	✘	✘
P4841P-7R-E57	✘	✘	✘	✘	✘	✘	✘	✘	✘	✘	✘
P4840P-8R-A57	✘	✘	✘	✘	✘	✘	✘	✘	✘	✘	✘
P4840P-8R-E57	✘	✘	✘	✘	✘	✘	✘	✘	✘	✘	✘
P4840P-8R-E67	✘	✘	✘	✘	✘	✘	✘	✘	✘	✘	✘
P4841P-8R-A57	✘	✘	✘	✘	✘	✘	✘	✘	✘	✘	✘
P4841P-8R-E57	✘	✘	✘	✘	✘	✘	✘	✘	✘	✘	✘

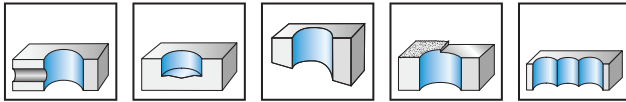
HC = 涂层硬质合金

可转位刀片钻头

D4120.04 inch



4×D _C	Z = 1
------------------	-------



D4120.04	P	M	K	N	S	H	O
	●●●	●	●●●	●●●	●		


B1

刀具





	订货号	D _C inch	L _C inch	l ₄ inch	l ₅ inch	d ₁ inch	d ₄ inch	lbs	可转位 刀片 数量	型号
圆柱削平柄 	D4120.04-16.66F26-P42	0,656	2,624	3,62	2,281	1,000	1,375	0,016	1 1	P484 . P-2R- ... P484 . C-2R- ...
	D4120.04-17.04F26-P42	0,671	2,684	3,680	2,281	1,000	1,375	0,017	1 1	
	D4120.04-17.45F26-P42	0,687	2,748	3,750	2,281	1,000	1,375	0,017	1 1	
	D4120.04-17.86F26-P42	0,703	2,812	3,810	2,281	1,000	1,375	0,017	1 1	
	D4120.04-18.24F26-P42	0,718	2,872	3,87	2,281	1,000	1,375	0,017	1 1	
	D4120.04-19.05F26-P42	0,750	3,000	4,000	2,281	1,000	1,375	0,018	1 1	
	D4120.04-19.43F26-P42	0,765	3,060	4,060	2,281	1,000	1,375	0,018	1 1	
	D4120.04-19.84F26-P42	0,781	3,124	4,12	2,281	1,000	1,375	0,018	1 1	
圆柱削平柄 	D4120.04-20.62F26-P43	0,812	3,248	4,250	2,281	1,000	1,375	0,019	1 1	P484 . P-3R- ... P484 . C-3R- ...
	D4120.04-21.41F26-P43	0,843	3,372	4,37	2,281	1,000	1,375	0,019	1 1	
	D4120.04-22.23F31-P43	0,875	3,500	4,630	2,281	1,250	1,625	0,030	1 1	
	D4120.04-23.01F31-P43	0,906	3,624	4,750	2,281	1,250	1,625	0,029	1 1	
	D4120.04-23.39F31-P43	0,921	3,684	4,810	2,281	1,250	1,625	0,027	1 1	
	D4120.04-23.80F31-P43	0,937	3,748	4,880	2,281	1,250	1,625	0,031	1 1	
圆柱削平柄 	D4120.04-24.59F31-P44	0,968	3,872	5,000	2,281	1,250	1,625	0,028	1 1	P484 . P-4R- ... P484 . C-4R- ...
	D4120.04-24.99F31-P44	0,984	3,936	5,07	2,281	1,250	1,625	0,032	1 1	
	D4120.04-25.40F31-P44	1,000	4,000	5,130	2,281	1,250	1,625	0,032	1 1	
	D4120.04-26.57F31-P44	1,046	4,184	5,310	2,281	1,250	1,625	0,031	1 1	
	D4120.04-26.97F31-P44	1,062	4,248	5,380	2,281	1,250	1,625	0,034	1 1	
	D4120.04-28.17F31-P44	1,109	4,436	5,57	2,281	1,250	1,625	0,034	1 1	
	D4120.04-28.58F31-P44	1,125	4,500	5,630	2,281	1,250	1,625	0,035	1 1	

刀杆和备件包括在供货范围内

备件

		0,66-0,78		0,81-0,94	0,97-1,12	1,17-1,38	1,42-1,62	1,69-2,25
	可转位刀片夹紧螺钉 锁紧扭矩	FS2111 (T7IP) 0,9 Nm	FS1454 (T8IP) 1,2 Nm	FS1457 (T9IP) 2 Nm	FS2080 (T15IP) 2,5 Nm	FS1453 (T15IP) 3,5 Nm	FS1495 (T20IP) 5 Nm	

附件

		0,66-0,78		0,81-0,94	0,97-1,12	1,17-1,62	1,69-2,25
	扭矩螺丝刀, 模拟型	FS2002	FS2002	FS2004	FS2004	FS2004	FS2004
	扭矩螺丝刀, 数显型		FS2248	FS2248	FS2248	FS2248	FS2248
	可换刀头	FS2011 (T7IP)	FS2012 (T8IP)	FS2013 (T9IP)	FS2014 (T15IP)	FS2015 (T20IP)	
	螺丝刀	FS2088 (T7IP)	FS1483 (T8IP)	FS1484 (T9IP)	FS1485 (T15IP)	FS1486 (T20IP)	

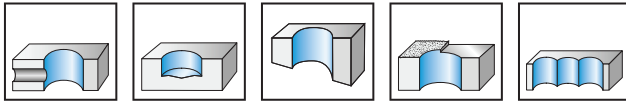
B1

可转位刀片钻头

D4120.04 inch



4×D _C	Z = 1
------------------	-------





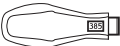


D4120.04	P	M	K	N	S	H	O
	●	●	●	●	●		

B1

刀具	订货号	D _C inch	L _C inch	l ₄ inch	l ₅ inch	d ₁ inch	d ₄ inch	lbs	可转位 刀片 数量	型号
圆柱削平柄 	D4120.04-29.74F31-P45	1,171	4,684	5,810	2,281	1,250	1,625	0,036	1 1	P484 . P-5R- ... P484 . C-5R- ...
	D4120.04-30.15F31-P45	1,187	4,748	5,880	2,281	1,250	1,625	0,039	1 1	
	D4120.04-31.75F31-P45	1,250	5,000	6,130	2,281	1,250	1,625	0,041	1 1	
	D4120.04-33.32F31-P45	1,312	5,248	6,380	2,281	1,250	1,625	0,043	1 1	
	D4120.04-34.11F31-P45	1,343	5,372	6,496	2,281	1,250	1,625	0,042	1 1	
	D4120.04-34.93F31-P45	1,375	5,500	6,630	2,281	1,250	1,625	0,048	1 1	
圆柱削平柄 	D4120.04-36.09F31-P46	1,421	5,684	6,810	2,281	1,250	1,625	0,043	1 1	P484 . P-6R- ... P484 . C-6R- ...
	D4120.04-36.50F38-P46	1,437	5,748	7,130	2,688	1,500	1,940	0,059	1 1	
	D4120.04-38.10F38-P46	1,500	6,000	7,380	2,688	1,500	1,940	0,066	1 1	
	D4120.04-39.67F38-P46	1,562	6,248	7,630	2,688	1,500	1,940	0,07	1 1	
	D4120.04-41.28F38-P46	1,625	6,500	7,880	2,688	1,500	1,940	0,072	1 1	
圆柱削平柄 	D4120.04-42.85F38-P47	1,687	6,748	8,128	2,688	1,500	1,940	0,076	1 1	P484 . P-7R- ... P484 . C-7R- ...
	D4120.04-44.45F38-P47	1,750	7,000	8,380	2,688	1,500	1,940	0,081	1 1	
	D4120.04-46.02F38-P47	1,812	7,248	8,628	2,688	1,500	1,940	0,087	1 1	
	D4120.04-47.63F38-P47	1,875	7,500	8,880	2,688	1,500	1,940	0,093	1 1	
	D4120.04-49.20F38-P47	1,937	7,748	9,128	2,688	1,500	1,940	0,1	1 1	
圆柱削平柄 	D4120.04-50.80F51-P48	2,000	8,000	9,62	3,250	2,000	2,440	0,145	1 1	P484 . P-8R- ... P484 . C-8R- ...
	D4120.04-52.37F51-P48	2,062	8,248	9,868	3,250	2,000	2,440	0,153	1 1	
	D4120.04-53.98F51-P48	2,125	8,500	10,12	3,250	2,000	2,440	0,168	1 1	
	D4120.04-55.55F51-P48	2,187	8,748	10,368	3,250	2,000	2,440	0,171	1 1	
	D4120.04-57.15F51-P48	2,250	9,000	10,62	3,250	2,000	2,440	0,18	1 1	

刀杆和备件包括在供货范围内

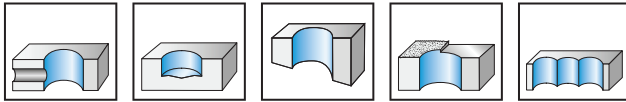
备件							
D _c [mm]		0,66-0,78	0,81-0,94	0,97-1,12	1,17-1,38	1,42-1,62	1,69-2,25
	可转位刀片夹紧螺钉 锁紧扭矩	FS2111 (T7IP) 0,9 Nm	FS1454 (T8IP) 1,2 Nm	FS1457 (T9IP) 2 Nm	FS2080 (T15IP) 2,5 Nm	FS1453 (T15IP) 3,5 Nm	FS1495 (T20IP) 5 Nm

附件							
D _c [mm]		0,66-0,78	0,81-0,94	0,97-1,12	1,17-1,62	1,69-2,25	
	扭矩螺丝刀, 模拟型	FS2002	FS2002	FS2004	FS2004	FS2004	
	扭矩螺丝刀, 数显型		FS2248	FS2248	FS2248	FS2248	
	可换刀头	FS2011 (T7IP)	FS2012 (T8IP)	FS2013 (T9IP)	FS2014 (T15IP)	FS2015 (T20IP)	
	螺丝刀	FS2088 (T7IP)	FS1483 (T8IP)	FS1484 (T9IP)	FS1485 (T15IP)	FS1486 (T20IP)	

B1

可转位刀片钻头

 D4120-04 mm

4×D_C
Z=1


	P	M	K	N	S	H	O
D4120-04	●●	●	●●	●●	●		


B1

刀具





	订货号	D _C mm	L _C mm	l ₄ mm	l ₅ mm	d ₁ mm	d ₄ mm	kg	可转位 刀片 数量	型号
圆柱削平柄 	D4120-04-17.00F25-P42	17	68	93	56	25	35	0,45	1 1	P484 . P-2R- ... P484 . C-2R- ...
	D4120-04-18.00F25-P42	18	72	97	56	25	35	0,46	1 1	
	D4120-04-19.00F25-P42	19	76	101	56	25	35	0,47	1 1	
	D4120-04-20.00F25-P42	20	80	105	56	25	35	0,49	1 1	
圆柱削平柄 	D4120-04-21.00F25-P43	21	84	109	56	25	35	0,49	1 1	P484 . P-3R- ... P484 . C-3R- ...
	D4120-04-22.00F25-P43	22	88	113	56	25	35	0,53	1 1	
	D4120-04-23.00F25-P43	23	92	117	56	25	35	0,55	1 1	
	D4120-04-24.00F25-P43	24	96	121	56	25	35	0,57	1 1	
圆柱削平柄 	D4120-04-25.00F25-P44	25	100	125	56	25	35	0,58	1 1	P484 . P-4R- ... P484 . C-4R- ...
	D4120-04-26.00F32-P44	26	104	136	60	32	42	0,89	1 1	
	D4120-04-27.00F32-P44	27	108	140	60	32	42	0,93	1 1	
	D4120-04-28.00F32-P44	28	112	144	60	32	42	0,96	1 1	
	D4120-04-29.00F32-P44	29	116	148	60	32	42	1	1 1	
圆柱削平柄 	D4120-04-30.00F32-P45	30	120	152	60	32	42	1,02	1 1	P484 . P-5R- ... P484 . C-5R- ...
	D4120-04-31.00F32-P45	31	124	156	60	32	42	1,07	1 1	
	D4120-04-32.00F32-P45	32	128	160	60	32	42	1,1	1 1	
	D4120-04-33.00F32-P45	33	132	164	60	32	42	1,17	1 1	
	D4120-04-34.00F32-P45	34	136	168	60	32	42	1,18	1 1	
	D4120-04-35.00F32-P45	35	140	172	60	32	42	1,28	1 1	

刀杆和备件包括在供货范围内


备件

D _c [mm]	17-20	21-24	25-29	30-35	36-42	43-59
 可转位刀片夹紧螺钉 锁紧扭矩	FS2111 (T7IP) 0,9 Nm	FS1454 (T8IP) 1,2 Nm	FS1457 (T9IP) 2 Nm	FS2080 (T15IP) 2,5 Nm	FS1453 (T15IP) 3,5 Nm	FS1495 (T20IP) 5 Nm

附件


D _c [mm]	17-20	21-24	25-29	30-42	43-59
 扭矩螺丝刀, 模拟型	FS2001	FS2001	FS2003	FS2003	FS2003
 扭矩螺丝刀, 数显型		FS2248	FS2248	FS2248	FS2248
 可换刀头	FS2011 (T7IP)	FS2012 (T8IP)	FS2013 (T9IP)	FS2014 (T15IP)	FS2015 (T20IP)
 螺丝刀	FS2088 (T7IP)	FS1483 (T8IP)	FS1484 (T9IP)	FS1485 (T15IP)	FS1486 (T20IP)

可转位刀片

订货号	P				M			K			S
	HC				HC			HC			HC
	WKP255	WKP355	WSP45	WSP45G	WXP40	WSP45	WSP45G	WXP40	WKP255	WKP355	WSP45G
 P4840C-2R-E67	✘	✘	✘	✘	✘	✘	✘	✘	✘	✘	✘
P4841C-2R-A57	✘	✘	✘	✘	✘	✘	✘	✘	✘	✘	✘
P4841C-2R-E57	✘	✘	✘	✘	✘	✘	✘	✘	✘	✘	✘
P4840C-3R-E67	✘	✘	✘	✘	✘	✘	✘	✘	✘	✘	✘
P4841C-3R-A57	✘	✘	✘	✘	✘	✘	✘	✘	✘	✘	✘
P4841C-3R-E57	✘	✘	✘	✘	✘	✘	✘	✘	✘	✘	✘
P4840C-4R-E67	✘	✘	✘	✘	✘	✘	✘	✘	✘	✘	✘
P4841C-4R-A57	✘	✘	✘	✘	✘	✘	✘	✘	✘	✘	✘
P4841C-4R-E57	✘	✘	✘	✘	✘	✘	✘	✘	✘	✘	✘
P4840C-5R-E67	✘	✘	✘	✘	✘	✘	✘	✘	✘	✘	✘
P4841C-5R-A57	✘	✘	✘	✘	✘	✘	✘	✘	✘	✘	✘
P4841C-5R-E57	✘	✘	✘	✘	✘	✘	✘	✘	✘	✘	✘
P4840C-6R-E67	✘	✘	✘	✘	✘	✘	✘	✘	✘	✘	✘
P4841C-6R-A57	✘	✘	✘	✘	✘	✘	✘	✘	✘	✘	✘
P4841C-6R-E57	✘	✘	✘	✘	✘	✘	✘	✘	✘	✘	✘
P4840C-7R-E67	✘	✘	✘	✘	✘	✘	✘	✘	✘	✘	✘
P4841C-7R-A57	✘	✘	✘	✘	✘	✘	✘	✘	✘	✘	✘
P4841C-7R-E57	✘	✘	✘	✘	✘	✘	✘	✘	✘	✘	✘
P4840C-8R-E67	✘	✘	✘	✘	✘	✘	✘	✘	✘	✘	✘
P4841C-8R-A57	✘	✘	✘	✘	✘	✘	✘	✘	✘	✘	✘
P4841C-8R-E57	✘	✘	✘	✘	✘	✘	✘	✘	✘	✘	✘

HC = 涂层硬质合金

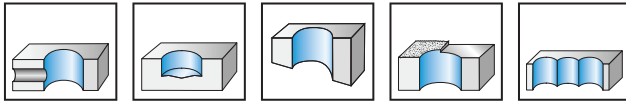
可转位刀片

订货号	P				M			K			S
	HC				HC			HC			HC
	WKP255	WKP355	WSP45	WSP45G	WXP40	WSP45	WSP45G	WXP40	WKP255	WKP355	WSP45G
 P4840P-2R-A57	✘	✘	✘	✘	✘	✘	✘	✘	✘	✘	✘
P4840P-2R-E57	✘	✘	✘	✘	✘	✘	✘	✘	✘	✘	✘
P4840P-2R-E67	✘	✘	✘	✘	✘	✘	✘	✘	✘	✘	✘
P4841P-2R-A57	✘	✘	✘	✘	✘	✘	✘	✘	✘	✘	✘
P4841P-2R-E57	✘	✘	✘	✘	✘	✘	✘	✘	✘	✘	✘
P4840P-3R-A57	✘	✘	✘	✘	✘	✘	✘	✘	✘	✘	✘
P4840P-3R-E57	✘	✘	✘	✘	✘	✘	✘	✘	✘	✘	✘
P4840P-3R-E67	✘	✘	✘	✘	✘	✘	✘	✘	✘	✘	✘
P4841P-3R-A57	✘	✘	✘	✘	✘	✘	✘	✘	✘	✘	✘
P4840P-4R-A57	✘	✘	✘	✘	✘	✘	✘	✘	✘	✘	✘
P4840P-4R-E57	✘	✘	✘	✘	✘	✘	✘	✘	✘	✘	✘
P4840P-4R-E67	✘	✘	✘	✘	✘	✘	✘	✘	✘	✘	✘
P4841P-4R-A57	✘	✘	✘	✘	✘	✘	✘	✘	✘	✘	✘
P4841P-4R-E57	✘	✘	✘	✘	✘	✘	✘	✘	✘	✘	✘
P4840P-5R-A57	✘	✘	✘	✘	✘	✘	✘	✘	✘	✘	✘
P4840P-5R-E57	✘	✘	✘	✘	✘	✘	✘	✘	✘	✘	✘
P4840P-5R-E67	✘	✘	✘	✘	✘	✘	✘	✘	✘	✘	✘
P4841P-5R-A57	✘	✘	✘	✘	✘	✘	✘	✘	✘	✘	✘
P4841P-5R-E57	✘	✘	✘	✘	✘	✘	✘	✘	✘	✘	✘
P4840P-6R-A57	✘	✘	✘	✘	✘	✘	✘	✘	✘	✘	✘
P4840P-6R-E57	✘	✘	✘	✘	✘	✘	✘	✘	✘	✘	✘
P4840P-6R-E67	✘	✘	✘	✘	✘	✘	✘	✘	✘	✘	✘
P4841P-6R-A57	✘	✘	✘	✘	✘	✘	✘	✘	✘	✘	✘
P4841P-6R-E57	✘	✘	✘	✘	✘	✘	✘	✘	✘	✘	✘
P4840P-7R-A57	✘	✘	✘	✘	✘	✘	✘	✘	✘	✘	✘
P4840P-7R-E57	✘	✘	✘	✘	✘	✘	✘	✘	✘	✘	✘
P4840P-7R-E67	✘	✘	✘	✘	✘	✘	✘	✘	✘	✘	✘
P4841P-7R-A57	✘	✘	✘	✘	✘	✘	✘	✘	✘	✘	✘
P4841P-7R-E57	✘	✘	✘	✘	✘	✘	✘	✘	✘	✘	✘
P4840P-8R-A57	✘	✘	✘	✘	✘	✘	✘	✘	✘	✘	✘
P4840P-8R-E57	✘	✘	✘	✘	✘	✘	✘	✘	✘	✘	✘
P4840P-8R-E67	✘	✘	✘	✘	✘	✘	✘	✘	✘	✘	✘
P4841P-8R-A57	✘	✘	✘	✘	✘	✘	✘	✘	✘	✘	✘
P4841P-8R-E57	✘	✘	✘	✘	✘	✘	✘	✘	✘	✘	✘

HC = 涂层硬质合金

可转位刀片钻头

 D4120-04 mm

4×D_C
Z = 1


	P	M	K	N	S	H	O
D4120-04	●●	●	●●	●●	●	●	●


B1

刀具





	订货号	D _C mm	L _C mm	l ₄ mm	l ₅ mm	d ₁ mm	d ₄ mm	kg	可转位 刀片 数量	型号
圆柱削平柄 	D4120-04-36.00F32-P46	36	144	176	60	32	42	1,26	1 1	P484 . P-6R- ... P484 . C-6R- ...
	D4120-04-37.00F40-P46	37	148	188	70	40	50	1,82	1 1	
	D4120-04-38.00F40-P46	38	152	192	70	40	50	1,19	1 1	
	D4120-04-39.00F40-P46	39	156	196	70	40	50	1,96	1 1	
	D4120-04-40.00F40-P46	40	160	200	70	40	50	2,04	1 1	
	D4120-04-41.00F40-P46	41	164	204	70	40	50	2,21	1 1	
	D4120-04-42.00F40-P46	42	168	208	70	40	50	2,2	1 1	
圆柱削平柄 	D4120-04-43.00F40-P47	43	172	212	70	40	50	2,23	1 1	P484 . P-7R- ... P484 . C-7R- ...
	D4120-04-44.00F40-P47	44	176	216	70	40	50	2,32	1 1	
	D4120-04-45.00F40-P47	45	180	220	70	40	50	2,4	1 1	
	D4120-04-46.00F40-P47	46	184	224	70	40	50	2,5	1 1	
	D4120-04-47.00F40-P47	47	188	228	70	40	50	2,62	1 1	
	D4120-04-48.00F40-P47	48	192	232	70	40	50	2,7	1 1	
	D4120-04-49.00F40-P47	49	196	236	70	40	50	2,84	1 1	
	D4120-04-50.00F40-P47	50	200	240	70	40	50	2,95	1 1	

刀杆和备件包括在供货范围内


备件

D _c [mm]	17-20	21-24	25-29	30-35	36-42	43-59
 可转位刀片夹紧螺钉 锁紧扭矩	FS2111 (T7IP) 0,9 Nm	FS1454 (T8IP) 1,2 Nm	FS1457 (T9IP) 2 Nm	FS2080 (T15IP) 2,5 Nm	FS1453 (T15IP) 3,5 Nm	FS1495 (T20IP) 5 Nm

附件


D _c [mm]	17-20	21-24	25-29	30-42	43-59
 扭矩螺丝刀, 模拟型	FS2001	FS2001	FS2003	FS2003	FS2003
 扭矩螺丝刀, 数显型		FS2248	FS2248	FS2248	FS2248
 可换刀头	FS2011 (T7IP)	FS2012 (T8IP)	FS2013 (T9IP)	FS2014 (T15IP)	FS2015 (T20IP)
 螺丝刀	FS2088 (T7IP)	FS1483 (T8IP)	FS1484 (T9IP)	FS1485 (T15IP)	FS1486 (T20IP)

可转位刀片

订货号	P			M			K			S	
	HC			HC			HC			HC	
	WKP255	WKP355	WSP45	WSP45G	WXP40	WSP45	WSP45G	WXP40	WKP255	WKP355	WSP45G
 P4840C-2R-E67	✘	✘	✘	✘	✘	✘	✘	✘	✘	✘	✘
P4841C-2R-A57	✘	✘	✘	✘	✘	✘	✘	✘	✘	✘	✘
P4841C-2R-E57	✘	✘	✘	✘	✘	✘	✘	✘	✘	✘	✘
P4840C-3R-E67	✘	✘	✘	✘	✘	✘	✘	✘	✘	✘	✘
P4841C-3R-A57	✘	✘	✘	✘	✘	✘	✘	✘	✘	✘	✘
P4841C-3R-E57	✘	✘	✘	✘	✘	✘	✘	✘	✘	✘	✘
P4840C-4R-E67	✘	✘	✘	✘	✘	✘	✘	✘	✘	✘	✘
P4841C-4R-A57	✘	✘	✘	✘	✘	✘	✘	✘	✘	✘	✘
P4841C-4R-E57	✘	✘	✘	✘	✘	✘	✘	✘	✘	✘	✘
P4840C-5R-E67	✘	✘	✘	✘	✘	✘	✘	✘	✘	✘	✘
P4841C-5R-A57	✘	✘	✘	✘	✘	✘	✘	✘	✘	✘	✘
P4841C-5R-E57	✘	✘	✘	✘	✘	✘	✘	✘	✘	✘	✘
P4840C-6R-E67	✘	✘	✘	✘	✘	✘	✘	✘	✘	✘	✘
P4841C-6R-A57	✘	✘	✘	✘	✘	✘	✘	✘	✘	✘	✘
P4841C-6R-E57	✘	✘	✘	✘	✘	✘	✘	✘	✘	✘	✘
P4840C-7R-E67	✘	✘	✘	✘	✘	✘	✘	✘	✘	✘	✘
P4841C-7R-A57	✘	✘	✘	✘	✘	✘	✘	✘	✘	✘	✘
P4841C-7R-E57	✘	✘	✘	✘	✘	✘	✘	✘	✘	✘	✘
P4840C-8R-E67	✘	✘	✘	✘	✘	✘	✘	✘	✘	✘	✘
P4841C-8R-A57	✘	✘	✘	✘	✘	✘	✘	✘	✘	✘	✘
P4841C-8R-E57	✘	✘	✘	✘	✘	✘	✘	✘	✘	✘	✘

HC = 涂层硬质合金

可转位刀片

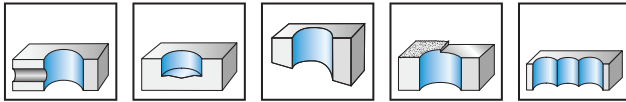
订货号	P			M			K			S	
	HC			HC			HC			HC	
	WKP255	WKP355	WSP45	WSP45G	WXP40	WSP45	WSP45G	WXP40	WKP255	WKP355	WSP45G
 P4840P-2R-A57	✘	✘	✘	✘	✘	✘	✘	✘	✘	✘	✘
P4840P-2R-E57	✘	✘	✘	✘	✘	✘	✘	✘	✘	✘	✘
P4840P-2R-E67	✘	✘	✘	✘	✘	✘	✘	✘	✘	✘	✘
P4841P-2R-A57	✘	✘	✘	✘	✘	✘	✘	✘	✘	✘	✘
P4841P-2R-E57	✘	✘	✘	✘	✘	✘	✘	✘	✘	✘	✘
P4840P-3R-A57	✘	✘	✘	✘	✘	✘	✘	✘	✘	✘	✘
P4840P-3R-E57	✘	✘	✘	✘	✘	✘	✘	✘	✘	✘	✘
P4840P-3R-E67	✘	✘	✘	✘	✘	✘	✘	✘	✘	✘	✘
P4841P-3R-A57	✘	✘	✘	✘	✘	✘	✘	✘	✘	✘	✘
P4841P-3R-E57	✘	✘	✘	✘	✘	✘	✘	✘	✘	✘	✘
P4840P-4R-A57	✘	✘	✘	✘	✘	✘	✘	✘	✘	✘	✘
P4840P-4R-E57	✘	✘	✘	✘	✘	✘	✘	✘	✘	✘	✘
P4840P-4R-E67	✘	✘	✘	✘	✘	✘	✘	✘	✘	✘	✘
P4841P-4R-A57	✘	✘	✘	✘	✘	✘	✘	✘	✘	✘	✘
P4841P-4R-E57	✘	✘	✘	✘	✘	✘	✘	✘	✘	✘	✘
P4840P-5R-A57	✘	✘	✘	✘	✘	✘	✘	✘	✘	✘	✘
P4840P-5R-E57	✘	✘	✘	✘	✘	✘	✘	✘	✘	✘	✘
P4840P-5R-E67	✘	✘	✘	✘	✘	✘	✘	✘	✘	✘	✘
P4841P-5R-A57	✘	✘	✘	✘	✘	✘	✘	✘	✘	✘	✘
P4841P-5R-E57	✘	✘	✘	✘	✘	✘	✘	✘	✘	✘	✘
P4840P-6R-A57	✘	✘	✘	✘	✘	✘	✘	✘	✘	✘	✘
P4840P-6R-E57	✘	✘	✘	✘	✘	✘	✘	✘	✘	✘	✘
P4840P-6R-E67	✘	✘	✘	✘	✘	✘	✘	✘	✘	✘	✘
P4841P-6R-A57	✘	✘	✘	✘	✘	✘	✘	✘	✘	✘	✘
P4841P-6R-E57	✘	✘	✘	✘	✘	✘	✘	✘	✘	✘	✘
P4840P-7R-A57	✘	✘	✘	✘	✘	✘	✘	✘	✘	✘	✘
P4840P-7R-E57	✘	✘	✘	✘	✘	✘	✘	✘	✘	✘	✘
P4840P-7R-E67	✘	✘	✘	✘	✘	✘	✘	✘	✘	✘	✘
P4841P-7R-A57	✘	✘	✘	✘	✘	✘	✘	✘	✘	✘	✘
P4841P-7R-E57	✘	✘	✘	✘	✘	✘	✘	✘	✘	✘	✘
P4840P-8R-A57	✘	✘	✘	✘	✘	✘	✘	✘	✘	✘	✘
P4840P-8R-E57	✘	✘	✘	✘	✘	✘	✘	✘	✘	✘	✘
P4840P-8R-E67	✘	✘	✘	✘	✘	✘	✘	✘	✘	✘	✘
P4841P-8R-A57	✘	✘	✘	✘	✘	✘	✘	✘	✘	✘	✘
P4841P-8R-E57	✘	✘	✘	✘	✘	✘	✘	✘	✘	✘	✘

HC = 涂层硬质合金

可转位刀片钻头

 D4120-04 mm


4×D _c	Z = 1
------------------	-------



	P	M	K	N	S	H	O
D4120-04	●●●	●	●●●	●●●	●	●	●

B1

刀具

	订货号	D _c mm	L _c mm	l ₄ mm	l ₅ mm	d ₁ mm	d ₄ mm	kg	可转位 刀片 数量	型号
	D4120-04-51.00F40-P48	51	204	244	70	40	50	2,98	1 1	P484 . P-8R- ... P484 . C-8R- ...
	D4120-04-52.00F40-P48	52	208	248	70	40	50	3,11	1 1	
	D4120-04-53.00F40-P48	53	212	252	70	40	50	3,25	1 1	
	D4120-04-54.00F40-P48	54	216	256	70	40	50	3,32	1 1	
	D4120-04-55.00F40-P48	55	220	260	70	40	50	3,44	1 1	
	D4120-04-56.00F40-P48	56	224	264	70	40	50	3,6	1 1	
	D4120-04-57.00F40-P48	57	228	268	70	40	50	3,8	1 1	
	D4120-04-58.00F40-P48	58	232	272	70	40	50	3,97	1 1	
	D4120-04-59.00F40-P48	59	236	276	70	40	50	4,09	1 1	

刀杆和备件包括在供货范围内

备件		D _c [mm]	17-20	21-24	25-29	30-35	36-42	43-59
	可转位刀片夹紧螺钉 锁紧扭矩		FS2111 (T7IP) 0,9 Nm	FS1454 (T8IP) 1,2 Nm	FS1457 (T9IP) 2 Nm	FS2080 (T15IP) 2,5 Nm	FS1453 (T15IP) 3,5 Nm	FS1495 (T20IP) 5 Nm

附件		D _c [mm]	17-20	21-24	25-29	30-42	43-59
	扭矩螺丝刀, 模拟型		FS2001	FS2001	FS2003	FS2003	FS2003
	扭矩螺丝刀, 数显型			FS2248	FS2248	FS2248	FS2248
	可换刀头		FS2011 (T7IP)	FS2012 (T8IP)	FS2013 (T9IP)	FS2014 (T15IP)	FS2015 (T20IP)
	螺丝刀		FS2088 (T7IP)	FS1483 (T8IP)	FS1484 (T9IP)	FS1485 (T15IP)	FS1486 (T20IP)

订货号	P				M			K		S	
	HC				HC			HC	HC		
	WKP25S	WKP35S	WSP45	WSP45G	WXP40	WSP45	WSP45G	WXP40	WKP25S	WKP35S	WSP45G
	P4840C-2R-E67	✘	✘	✘	✘	✘	✘	✘	✘	✘	✘
P4841C-2R-A57	✘	✘	✘	✘	✘	✘	✘	✘	✘	✘	✘
P4841C-2R-E57	✘	✘	✘	✘	✘	✘	✘	✘	✘	✘	✘
P4840C-3R-E67	✘	✘	✘	✘	✘	✘	✘	✘	✘	✘	✘
P4841C-3R-A57	✘	✘	✘	✘	✘	✘	✘	✘	✘	✘	✘
P4841C-3R-E57	✘	✘	✘	✘	✘	✘	✘	✘	✘	✘	✘
P4840C-4R-E67	✘	✘	✘	✘	✘	✘	✘	✘	✘	✘	✘
P4841C-4R-A57	✘	✘	✘	✘	✘	✘	✘	✘	✘	✘	✘
P4841C-4R-E57	✘	✘	✘	✘	✘	✘	✘	✘	✘	✘	✘
P4840C-5R-E67	✘	✘	✘	✘	✘	✘	✘	✘	✘	✘	✘
P4841C-5R-A57	✘	✘	✘	✘	✘	✘	✘	✘	✘	✘	✘
P4841C-5R-E57	✘	✘	✘	✘	✘	✘	✘	✘	✘	✘	✘
P4840C-6R-E67	✘	✘	✘	✘	✘	✘	✘	✘	✘	✘	✘
P4841C-6R-A57	✘	✘	✘	✘	✘	✘	✘	✘	✘	✘	✘
P4841C-6R-E57	✘	✘	✘	✘	✘	✘	✘	✘	✘	✘	✘
P4840C-7R-E67	✘	✘	✘	✘	✘	✘	✘	✘	✘	✘	✘
P4841C-7R-A57	✘	✘	✘	✘	✘	✘	✘	✘	✘	✘	✘
P4841C-7R-E57	✘	✘	✘	✘	✘	✘	✘	✘	✘	✘	✘
P4840C-8R-E67	✘	✘	✘	✘	✘	✘	✘	✘	✘	✘	✘
P4841C-8R-A57	✘	✘	✘	✘	✘	✘	✘	✘	✘	✘	✘
P4841C-8R-E57	✘	✘	✘	✘	✘	✘	✘	✘	✘	✘	✘

HC = 涂层硬质合金

订货号	P				M			K		S	
	HC				HC			HC	HC		
	WKP25S	WKP35S	WSP45	WSP45G	WXP40	WSP45	WSP45G	WXP40	WKP25S	WKP35S	WSP45G
	P4840P-2R-A57	✘	✘	✘	✘	✘	✘	✘	✘	✘	✘
P4840P-2R-E57	✘	✘	✘	✘	✘	✘	✘	✘	✘	✘	✘
P4840P-2R-E67	✘	✘	✘	✘	✘	✘	✘	✘	✘	✘	✘
P4841P-2R-A57	✘	✘	✘	✘	✘	✘	✘	✘	✘	✘	✘
P4841P-2R-E57	✘	✘	✘	✘	✘	✘	✘	✘	✘	✘	✘
P4840P-3R-A57	✘	✘	✘	✘	✘	✘	✘	✘	✘	✘	✘
P4840P-3R-E57	✘	✘	✘	✘	✘	✘	✘	✘	✘	✘	✘
P4840P-3R-E67	✘	✘	✘	✘	✘	✘	✘	✘	✘	✘	✘
P4841P-3R-A57	✘	✘	✘	✘	✘	✘	✘	✘	✘	✘	✘
P4841P-3R-E57	✘	✘	✘	✘	✘	✘	✘	✘	✘	✘	✘
P4840P-4R-A57	✘	✘	✘	✘	✘	✘	✘	✘	✘	✘	✘
P4840P-4R-E57	✘	✘	✘	✘	✘	✘	✘	✘	✘	✘	✘
P4840P-4R-E67	✘	✘	✘	✘	✘	✘	✘	✘	✘	✘	✘
P4841P-4R-A57	✘	✘	✘	✘	✘	✘	✘	✘	✘	✘	✘
P4841P-4R-E57	✘	✘	✘	✘	✘	✘	✘	✘	✘	✘	✘
P4840P-5R-A57	✘	✘	✘	✘	✘	✘	✘	✘	✘	✘	✘
P4840P-5R-E57	✘	✘	✘	✘	✘	✘	✘	✘	✘	✘	✘
P4840P-5R-E67	✘	✘	✘	✘	✘	✘	✘	✘	✘	✘	✘
P4841P-5R-A57	✘	✘	✘	✘	✘	✘	✘	✘	✘	✘	✘
P4841P-5R-E57	✘	✘	✘	✘	✘	✘	✘	✘	✘	✘	✘
P4840P-6R-A57	✘	✘	✘	✘	✘	✘	✘	✘	✘	✘	✘
P4840P-6R-E57	✘	✘	✘	✘	✘	✘	✘	✘	✘	✘	✘
P4840P-6R-E67	✘	✘	✘	✘	✘	✘	✘	✘	✘	✘	✘
P4841P-6R-A57	✘	✘	✘	✘	✘	✘	✘	✘	✘	✘	✘
P4841P-6R-E57	✘	✘	✘	✘	✘	✘	✘	✘	✘	✘	✘
P4840P-7R-A57	✘	✘	✘	✘	✘	✘	✘	✘	✘	✘	✘
P4840P-7R-E57	✘	✘	✘	✘	✘	✘	✘	✘	✘	✘	✘
P4840P-7R-E67	✘	✘	✘	✘	✘	✘	✘	✘	✘	✘	✘
P4841P-7R-A57	✘	✘	✘	✘	✘	✘	✘	✘	✘	✘	✘
P4841P-7R-E57	✘	✘	✘	✘	✘	✘	✘	✘	✘	✘	✘
P4840P-8R-A57	✘	✘	✘	✘	✘	✘	✘	✘	✘	✘	✘
P4840P-8R-E57	✘	✘	✘	✘	✘	✘	✘	✘	✘	✘	✘
P4840P-8R-E67	✘	✘	✘	✘	✘	✘	✘	✘	✘	✘	✘
P4841P-8R-A57	✘	✘	✘	✘	✘	✘	✘	✘	✘	✘	✘
P4841P-8R-E57	✘	✘	✘	✘	✘	✘	✘	✘	✘	✘	✘

HC = 涂层硬质合金

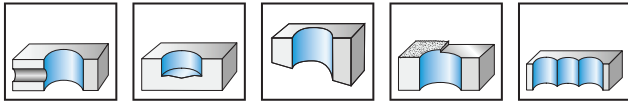
B1

可转位刀片钻头

D4120.05 inch


 5×D_C

Z = 1



	P	M	K	N	S	H	O
D4120.05	●●		●●	●●			

B1

刀具

	订货号	D _C inch	L _C inch	l ₄ inch	l ₅ inch	d ₁ inch	d ₄ inch	lbs	可转位 刀片 数量	型号
圆柱削平柄 	D4120.05-16.66F26-P42	0,656	3,280	4,280	2,281	1,000	1,375	0,018	1 1	P484 . P-2R- ... P484 . C-2R- ...
	D4120.05-17.04F26-P42	0,671	3,355	4,355	2,281	1,000	1,375	0,019	1 1	
	D4120.05-17.45F26-P42	0,687	3,435	4,435	2,281	1,000	1,375	0,019	1 1	
	D4120.05-17.86F26-P42	0,703	3,515	4,515	2,281	1,000	1,375	0,019	1 1	
	D4120.05-18.24F26-P42	0,718	3,590	4,59	2,281	1,000	1,375	0,020	1 1	
	D4120.05-19.05F26-P42	0,750	3,750	4,750	2,281	1,000	1,375	0,021	1 1	
	D4120.05-19.43F26-P42	0,765	3,825	4,825	2,281	1,000	1,375	0,020	1 1	
	D4120.05-19.84F26-P42	0,781	3,905	4,905	2,281	1,000	1,375	0,02	1 1	
圆柱削平柄 	D4120.05-20.62F26-P43	0,812	4,06	5,060	2,281	1,000	1,375	0,021	1 1	P484 . P-3R- ... P484 . C-3R- ...
	D4120.05-21.41F26-P43	0,843	4,215	5,215	2,281	1,000	1,375	0,022	1 1	
	D4120.05-22.23F31-P43	0,875	4,375	5,505	2,281	1,250	1,625	0,031	1 1	
	D4120.05-23.01F31-P43	0,906	4,530	5,660	2,281	1,250	1,625	0,032	1 1	
	D4120.05-23.39F31-P43	0,921	4,605	5,735	2,281	1,250	1,625	0,032	1 1	
	D4120.05-23.80F31-P43	0,937	4,685	5,815	2,281	1,250	1,625	0,033	1 1	
圆柱削平柄 	D4120.05-24.59F31-P44	0,968	4,840	5,97	2,281	1,250	1,625	0,033	1 1	P484 . P-4R- ... P484 . C-4R- ...
	D4120.05-24.99F31-P44	0,984	4,92	6,050	2,281	1,250	1,625	0,035	1 1	
	D4120.05-25.40F31-P44	1,000	5,000	6,130	2,362	1,250	1,625	0,035	1 1	
	D4120.05-26.57F31-P44	1,046	5,230	6,360	2,281	1,250	1,625	0,037	1 1	
	D4120.05-26.97F31-P44	1,062	5,31	6,44	2,281	1,250	1,625	0,037	1 1	
	D4120.05-28.17F31-P44	1,109	5,545	6,675	2,281	1,250	1,625	0,040	1 1	
	D4120.05-28.58F31-P44	1,125	5,625	6,755	2,281	1,250	1,625	0,040	1 1	

刀杆和备件包括在供货范围内

备件		D _c [mm]	0,66-0,78	0,81-0,94	0,97-1,12	1,17-1,38	1,42-1,62	1,69-2,25
	可转位刀片夹紧螺钉 锁紧扭矩		FS2111 (T7IP) 0,9 Nm	FS1454 (T8IP) 1,2 Nm	FS1457 (T9IP) 2 Nm	FS2080 (T15IP) 2,5 Nm	FS1453 (T15IP) 3,5 Nm	FS1495 (T20IP) 5 Nm

附件		D _c [mm]	0,66-0,78	0,81-0,94	0,97-1,12	1,17-1,62	1,69-2,25
	扭矩螺丝刀, 模拟型		FS2002	FS2002	FS2004	FS2004	FS2004
	扭矩螺丝刀, 数显型			FS2248	FS2248	FS2248	FS2248
	可换刀头		FS2011 (T7IP)	FS2012 (T8IP)	FS2013 (T9IP)	FS2014 (T15IP)	FS2015 (T20IP)
	螺丝刀		FS2088 (T7IP)	FS1483 (T8IP)	FS1484 (T9IP)	FS1485 (T15IP)	FS1486 (T20IP)

B1

可转位刀片	订货号	P				M			K		S
		HC				HC			HC		HC
		WKP25S	WKP35S	WSP45	WSP45G	WXP40	WSP45	WSP45G	WXP40	WKP25S	WKP35S
	P4840C-2R-E67	☒	☒	☒	☒	☒	☒	☒	☒	☒	☒
	P4841C-2R-A57	☒	☒	☒	☒	☒	☒	☒	☒	☒	☒
	P4841C-2R-E57	☒	☒	☒	☒	☒	☒	☒	☒	☒	☒
	P4840C-3R-E67	☒	☒	☒	☒	☒	☒	☒	☒	☒	☒
	P4841C-3R-A57	☒	☒	☒	☒	☒	☒	☒	☒	☒	☒
	P4841C-3R-E57	☒	☒	☒	☒	☒	☒	☒	☒	☒	☒
	P4840C-4R-E67	☒	☒	☒	☒	☒	☒	☒	☒	☒	☒
	P4841C-4R-A57	☒	☒	☒	☒	☒	☒	☒	☒	☒	☒
	P4841C-4R-E57	☒	☒	☒	☒	☒	☒	☒	☒	☒	☒
	P4840C-5R-E67	☒	☒	☒	☒	☒	☒	☒	☒	☒	☒
	P4841C-5R-A57	☒	☒	☒	☒	☒	☒	☒	☒	☒	☒
	P4841C-5R-E57	☒	☒	☒	☒	☒	☒	☒	☒	☒	☒
	P4840C-6R-E67	☒	☒	☒	☒	☒	☒	☒	☒	☒	☒
	P4841C-6R-A57	☒	☒	☒	☒	☒	☒	☒	☒	☒	☒
	P4841C-6R-E57	☒	☒	☒	☒	☒	☒	☒	☒	☒	☒
	P4840C-7R-E67	☒	☒	☒	☒	☒	☒	☒	☒	☒	☒
	P4841C-7R-A57	☒	☒	☒	☒	☒	☒	☒	☒	☒	☒
	P4841C-7R-E57	☒	☒	☒	☒	☒	☒	☒	☒	☒	☒
	P4840C-8R-E67	☒	☒	☒	☒	☒	☒	☒	☒	☒	☒
	P4841C-8R-A57	☒	☒	☒	☒	☒	☒	☒	☒	☒	☒
	P4841C-8R-E57	☒	☒	☒	☒	☒	☒	☒	☒	☒	☒

P48...C = 中心刀片
P48...P = 周边刀片
HC = 涂层硬质合金

可转位刀片	订货号	P				M			K		S
		HC				HC			HC		HC
		WKP25S	WKP35S	WSP45	WSP45G	WXP40	WSP45	WSP45G	WXP40	WKP25S	WKP35S
	P4840P-2R-A57	☒	☒	☒	☒	☒	☒	☒	☒	☒	☒
	P4840P-2R-E57	☒	☒	☒	☒	☒	☒	☒	☒	☒	☒
	P4840P-2R-E67	☒	☒	☒	☒	☒	☒	☒	☒	☒	☒
	P4841P-2R-A57	☒	☒	☒	☒	☒	☒	☒	☒	☒	☒
	P4841P-2R-E57	☒	☒	☒	☒	☒	☒	☒	☒	☒	☒
	P4840P-3R-A57	☒	☒	☒	☒	☒	☒	☒	☒	☒	☒
	P4840P-3R-E57	☒	☒	☒	☒	☒	☒	☒	☒	☒	☒
	P4840P-3R-E67	☒	☒	☒	☒	☒	☒	☒	☒	☒	☒
	P4841P-3R-A57	☒	☒	☒	☒	☒	☒	☒	☒	☒	☒
	P4841P-3R-E57	☒	☒	☒	☒	☒	☒	☒	☒	☒	☒
	P4840P-4R-A57	☒	☒	☒	☒	☒	☒	☒	☒	☒	☒
	P4840P-4R-E57	☒	☒	☒	☒	☒	☒	☒	☒	☒	☒
	P4840P-4R-E67	☒	☒	☒	☒	☒	☒	☒	☒	☒	☒
	P4841P-4R-A57	☒	☒	☒	☒	☒	☒	☒	☒	☒	☒
	P4841P-4R-E57	☒	☒	☒	☒	☒	☒	☒	☒	☒	☒
	P4840P-5R-A57	☒	☒	☒	☒	☒	☒	☒	☒	☒	☒
	P4840P-5R-E57	☒	☒	☒	☒	☒	☒	☒	☒	☒	☒
	P4840P-5R-E67	☒	☒	☒	☒	☒	☒	☒	☒	☒	☒
	P4841P-5R-A57	☒	☒	☒	☒	☒	☒	☒	☒	☒	☒
	P4841P-5R-E57	☒	☒	☒	☒	☒	☒	☒	☒	☒	☒
	P4840P-6R-A57	☒	☒	☒	☒	☒	☒	☒	☒	☒	☒
	P4840P-6R-E57	☒	☒	☒	☒	☒	☒	☒	☒	☒	☒
	P4840P-6R-E67	☒	☒	☒	☒	☒	☒	☒	☒	☒	☒
	P4841P-6R-A57	☒	☒	☒	☒	☒	☒	☒	☒	☒	☒
	P4841P-6R-E57	☒	☒	☒	☒	☒	☒	☒	☒	☒	☒
	P4840P-7R-A57	☒	☒	☒	☒	☒	☒	☒	☒	☒	☒
	P4840P-7R-E57	☒	☒	☒	☒	☒	☒	☒	☒	☒	☒
	P4840P-7R-E67	☒	☒	☒	☒	☒	☒	☒	☒	☒	☒
	P4841P-7R-A57	☒	☒	☒	☒	☒	☒	☒	☒	☒	☒
	P4841P-7R-E57	☒	☒	☒	☒	☒	☒	☒	☒	☒	☒
	P4840P-8R-A57	☒	☒	☒	☒	☒	☒	☒	☒	☒	☒
	P4840P-8R-E57	☒	☒	☒	☒	☒	☒	☒	☒	☒	☒
	P4840P-8R-E67	☒	☒	☒	☒	☒	☒	☒	☒	☒	☒
	P4841P-8R-A57	☒	☒	☒	☒	☒	☒	☒	☒	☒	☒
	P4841P-8R-E57	☒	☒	☒	☒	☒	☒	☒	☒	☒	☒

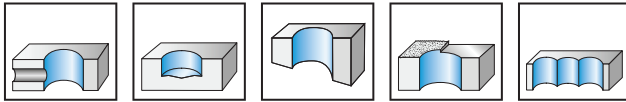
P48...C = 中心刀片
P48...P = 周边刀片
HC = 涂层硬质合金

可转位刀片钻头

D4120.05 inch


 5×D_C

Z=1



	P	M	K	N	S	H	O
D4120.05	●●		●●	●●			

B1

刀具

	订货号	D _C inch	L _C inch	l ₄ inch	l ₅ inch	d ₁ inch	d ₄ inch	lbs	可转位 刀片 数量	型号
圆柱削平柄 	D4120.05-29.74F31-P45	1,171	5,855	6,985	2,281	1,250	1,625	0,042	1 1	P484 . P-5R- ... P484 . C-5R- ...
	D4120.05-30.15F31-P45	1,187	5,935	7,065	2,281	1,250	1,625	0,042	1 1	
	D4120.05-31.75F31-P45	1,250	6,250	7,380	2,281	1,250	1,625	0,046	1 1	
	D4120.05-33.32F31-P45	1,312	6,56	7,69	2,281	1,250	1,625	0,050	1 1	
	D4120.05-34.11F31-P45	1,343	6,715	7,845	2,281	1,250	1,625	0,052	1 1	
	D4120.05-34.93F31-P45	1,375	6,875	8,005	2,281	1,250	1,625	0,054	1 1	
圆柱削平柄 	D4120.05-36.09F31-P46	1,421	7,105	8,235	2,281	1,250	1,625	0,052	1 1	P484 . P-6R- ... P484 . C-6R- ...
	D4120.05-36.50F38-P46	1,437	7,185	8,565	2,688	1,500	1,940	0,068	1 1	
	D4120.05-38.10F38-P46	1,500	7,500	8,880	2,688	1,500	1,940	0,073	1 1	
	D4120.05-39.67F38-P46	1,562	7,81	9,19	2,688	1,500	1,940	0,082	1 1	
	D4120.05-41.28F38-P46	1,625	8,125	9,505	2,688	1,500	1,940	0,082	1 1	
圆柱削平柄 	D4120.05-42.85F38-P47	1,687	8,435	9,815	2,688	1,500	1,940	0,083	1 1	P484 . P-7R- ... P484 . C-7R- ...
	D4120.05-44.45F38-P47	1,750	8,750	10,130	2,688	1,500	1,940	0,092	1 1	
	D4120.05-46.02F38-P47	1,812	9,06	10,44	2,688	1,500	1,940	0,099	1 1	
	D4120.05-47.63F38-P47	1,875	9,375	10,755	2,688	1,500	1,940	0,107	1 1	
	D4120.05-49.20F38-P47	1,937	9,685	11,065	2,688	1,500	1,940	0,115	1 1	
圆柱削平柄 	D4120.05-50.80F51-P48	2,000	10,000	11,62	3,250	2,000	2,440	0,163	1 1	P484 . P-8R- ... P484 . C-8R- ...
	D4120.05-52.37F51-P48	2,062	10,31	11,930	3,250	2,000	2,440	0,173	1 1	
	D4120.05-53.98F51-P48	2,125	10,625	12,245	3,250	2,000	2,440	0,184	1 1	
	D4120.05-55.55F51-P48	2,187	10,935	12,555	3,250	2,000	2,440	0,195	1 1	
	D4120.05-57.15F51-P48	2,250	11,250	12,87	3,250	2,000	2,440	0,206	1 1	

刀杆和备件包括在供货范围内

备件		D _c [mm]	0,66-0,78	0,81-0,94	0,97-1,12	1,17-1,38	1,42-1,62	1,69-2,25
	可转位刀片夹紧螺钉 锁紧扭矩		FS2111 (T7IP) 0,9 Nm	FS1454 (T8IP) 1,2 Nm	FS1457 (T9IP) 2 Nm	FS2080 (T15IP) 2,5 Nm	FS1453 (T15IP) 3,5 Nm	FS1495 (T20IP) 5 Nm

附件		D _c [mm]	0,66-0,78	0,81-0,94	0,97-1,12	1,17-1,62	1,69-2,25
	扭矩螺丝刀, 模拟型		FS2002	FS2002	FS2004	FS2004	FS2004
	扭矩螺丝刀, 数显型			FS2248	FS2248	FS2248	FS2248
	可换刀头		FS2011 (T7IP)	FS2012 (T8IP)	FS2013 (T9IP)	FS2014 (T15IP)	FS2015 (T20IP)
	螺丝刀		FS2088 (T7IP)	FS1483 (T8IP)	FS1484 (T9IP)	FS1485 (T15IP)	FS1486 (T20IP)

可转位刀片		P				M			K			S
		HC				HC			HC			HC
订货号		WKP25S	WKP35S	WSP45	WSP45G	WXP40	WSP45	WSP45G	WXP40	WKP25S	WKP35S	WSP45G
	P4840C-2R-E67	☒	☒	☒	☒	☒	☒	☒	☒	☒	☒	☒
	P4841C-2R-A57	☒	☒	☒	☒	☒	☒	☒	☒	☒	☒	☒
	P4841C-2R-E57	☒	☒	☒	☒	☒	☒	☒	☒	☒	☒	☒
	P4840C-3R-E67	☒	☒	☒	☒	☒	☒	☒	☒	☒	☒	☒
	P4841C-3R-A57	☒	☒	☒	☒	☒	☒	☒	☒	☒	☒	☒
	P4841C-3R-E57	☒	☒	☒	☒	☒	☒	☒	☒	☒	☒	☒
	P4840C-4R-E67	☒	☒	☒	☒	☒	☒	☒	☒	☒	☒	☒
	P4841C-4R-A57	☒	☒	☒	☒	☒	☒	☒	☒	☒	☒	☒
	P4841C-4R-E57	☒	☒	☒	☒	☒	☒	☒	☒	☒	☒	☒
	P4840C-5R-E67	☒	☒	☒	☒	☒	☒	☒	☒	☒	☒	☒
	P4841C-5R-A57	☒	☒	☒	☒	☒	☒	☒	☒	☒	☒	☒
	P4841C-5R-E57	☒	☒	☒	☒	☒	☒	☒	☒	☒	☒	☒
	P4840C-6R-E67	☒	☒	☒	☒	☒	☒	☒	☒	☒	☒	☒
	P4841C-6R-A57	☒	☒	☒	☒	☒	☒	☒	☒	☒	☒	☒
	P4841C-6R-E57	☒	☒	☒	☒	☒	☒	☒	☒	☒	☒	☒
	P4840C-7R-E67	☒	☒	☒	☒	☒	☒	☒	☒	☒	☒	☒
	P4841C-7R-A57	☒	☒	☒	☒	☒	☒	☒	☒	☒	☒	☒
	P4841C-7R-E57	☒	☒	☒	☒	☒	☒	☒	☒	☒	☒	☒
	P4840C-8R-E67	☒	☒	☒	☒	☒	☒	☒	☒	☒	☒	☒
	P4841C-8R-A57	☒	☒	☒	☒	☒	☒	☒	☒	☒	☒	☒
	P4841C-8R-E57	☒	☒	☒	☒	☒	☒	☒	☒	☒	☒	☒

P48...C = 中心刀片
P48...P = 周边刀片
HC = 涂层硬质合金

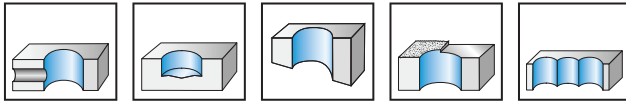
可转位刀片		P				M			K			S
		HC				HC			HC			HC
订货号		WKP25S	WKP35S	WSP45	WSP45G	WXP40	WSP45	WSP45G	WXP40	WKP25S	WKP35S	WSP45G
	P4840P-2R-A57	☒	☒	☒	☒	☒	☒	☒	☒	☒	☒	☒
	P4840P-2R-E57	☒	☒	☒	☒	☒	☒	☒	☒	☒	☒	☒
	P4840P-2R-E67	☒	☒	☒	☒	☒	☒	☒	☒	☒	☒	☒
	P4841P-2R-A57	☒	☒	☒	☒	☒	☒	☒	☒	☒	☒	☒
	P4841P-2R-E57	☒	☒	☒	☒	☒	☒	☒	☒	☒	☒	☒
	P4840P-3R-A57	☒	☒	☒	☒	☒	☒	☒	☒	☒	☒	☒
	P4840P-3R-E57	☒	☒	☒	☒	☒	☒	☒	☒	☒	☒	☒
	P4840P-3R-E67	☒	☒	☒	☒	☒	☒	☒	☒	☒	☒	☒
	P4841P-3R-A57	☒	☒	☒	☒	☒	☒	☒	☒	☒	☒	☒
	P4841P-3R-E57	☒	☒	☒	☒	☒	☒	☒	☒	☒	☒	☒
	P4840P-4R-A57	☒	☒	☒	☒	☒	☒	☒	☒	☒	☒	☒
	P4840P-4R-E57	☒	☒	☒	☒	☒	☒	☒	☒	☒	☒	☒
	P4840P-4R-E67	☒	☒	☒	☒	☒	☒	☒	☒	☒	☒	☒
	P4841P-4R-A57	☒	☒	☒	☒	☒	☒	☒	☒	☒	☒	☒
	P4841P-4R-E57	☒	☒	☒	☒	☒	☒	☒	☒	☒	☒	☒
	P4840P-5R-A57	☒	☒	☒	☒	☒	☒	☒	☒	☒	☒	☒
	P4840P-5R-E57	☒	☒	☒	☒	☒	☒	☒	☒	☒	☒	☒
	P4840P-5R-E67	☒	☒	☒	☒	☒	☒	☒	☒	☒	☒	☒
	P4841P-5R-A57	☒	☒	☒	☒	☒	☒	☒	☒	☒	☒	☒
	P4841P-5R-E57	☒	☒	☒	☒	☒	☒	☒	☒	☒	☒	☒
	P4840P-6R-A57	☒	☒	☒	☒	☒	☒	☒	☒	☒	☒	☒
	P4840P-6R-E57	☒	☒	☒	☒	☒	☒	☒	☒	☒	☒	☒
	P4840P-6R-E67	☒	☒	☒	☒	☒	☒	☒	☒	☒	☒	☒
	P4841P-6R-A57	☒	☒	☒	☒	☒	☒	☒	☒	☒	☒	☒
	P4841P-6R-E57	☒	☒	☒	☒	☒	☒	☒	☒	☒	☒	☒
	P4840P-7R-A57	☒	☒	☒	☒	☒	☒	☒	☒	☒	☒	☒
	P4840P-7R-E57	☒	☒	☒	☒	☒	☒	☒	☒	☒	☒	☒
	P4840P-7R-E67	☒	☒	☒	☒	☒	☒	☒	☒	☒	☒	☒
	P4841P-7R-A57	☒	☒	☒	☒	☒	☒	☒	☒	☒	☒	☒
	P4841P-7R-E57	☒	☒	☒	☒	☒	☒	☒	☒	☒	☒	☒
	P4840P-8R-A57	☒	☒	☒	☒	☒	☒	☒	☒	☒	☒	☒
	P4840P-8R-E57	☒	☒	☒	☒	☒	☒	☒	☒	☒	☒	☒
	P4840P-8R-E67	☒	☒	☒	☒	☒	☒	☒	☒	☒	☒	☒
	P4841P-8R-A57	☒	☒	☒	☒	☒	☒	☒	☒	☒	☒	☒
	P4841P-8R-E57	☒	☒	☒	☒	☒	☒	☒	☒	☒	☒	☒

P48...C = 中心刀片
P48...P = 周边刀片
HC = 涂层硬质合金

B1

可转位刀片钻头

 D4120-05 mm

5×D_C
Z=1


	P	M	K	N	S	H	O
D4120-05	●●		●●	●●			

B1

刀具

	订货号	D _C mm	L _C mm	l ₄ mm	l ₅ mm	d ₁ mm	d ₄ mm	kg	可转位 刀片 数量	型号
圆柱削平柄 	D4120-05-17.00F25-P42	17	85	110	56	25	35	0,39	1 1	P484 . P-2R- ... P484 . C-2R- ...
	D4120-05-18.00F25-P42	18	90	115	56	25	35	0,47	1 1	
	D4120-05-19.00F25-P42	19	95	120	56	25	35	0,49	1 1	
	D4120-05-20.00F25-P42	20	100	125	56	25	35	0,51	1 1	
圆柱削平柄 	D4120-05-21.00F25-P43	21	105	130	56	25	35	0,45	1 1	P484 . P-3R- ... P484 . C-3R- ...
	D4120-05-22.00F25-P43	22	110	135	56	25	35	0,58	1 1	
	D4120-05-23.00F25-P43	23	115	140	56	25	35	0,62	1 1	
	D4120-05-24.00F25-P43	24	120	145	56	25	35	0,63	1 1	
圆柱削平柄 	D4120-05-25.00F25-P44	25	125	150	56	25	35	0,54	1 1	P484 . P-4R- ... P484 . C-4R- ...
	D4120-05-26.00F32-P44	26	130	162	60	32	42	0,95	1 1	
	D4120-05-27.00F32-P44	27	135	167	60	32	42	1	1 1	
	D4120-05-28.00F32-P44	28	140	172	60	32	42	1,03	1 1	
	D4120-05-29.00F32-P44	29	145	177	60	32	42	1,1	1 1	
圆柱削平柄 	D4120-05-30.00F32-P45	30	150	182	60	32	42	1,01	1 1	P484 . P-5R- ... P484 . C-5R- ...
	D4120-05-31.00F32-P45	31	155	187	60	32	42	1,18	1 1	
	D4120-05-32.00F32-P45	32	160	192	60	32	42	1,23	1 1	
	D4120-05-33.00F32-P45	33	165	197	60	32	42	1,3	1 1	
	D4120-05-34.00F32-P45	34	170	202	60	32	42	1,37	1 1	
	D4120-05-35.00F32-P45	35	175	207	60	32	42	1,45	1 1	

刀杆和备件包括在供货范围内

备件

D _c [mm]		17-20	21-24	25-29	30-35	36-42	43-59
	可转位刀片夹紧螺钉 锁紧扭矩	FS2111 (T7IP) 0,9 Nm	FS1454 (T8IP) 1,2 Nm	FS1457 (T9IP) 2 Nm	FS2080 (T15IP) 2,5 Nm	FS1453 (T15IP) 3,5 Nm	FS1495 (T20IP) 5 Nm

附件

D _c [mm]		17-20	21-24	25-29	30-42	43-59
	扭矩螺丝刀, 模拟型	FS2001	FS2001	FS2003	FS2003	FS2003
	扭矩螺丝刀, 数显型		FS2248	FS2248	FS2248	FS2248
	可换刀头	FS2011 (T7IP)	FS2012 (T8IP)	FS2013 (T9IP)	FS2014 (T15IP)	FS2015 (T20IP)
	螺丝刀	FS2088 (T7IP)	FS1483 (T8IP)	FS1484 (T9IP)	FS1485 (T15IP)	FS1486 (T20IP)

可转位刀片

订货号	P			M			K			S	
	HC			HC			HC			HC	
	WKP25S	WKP35S	WSP45	WSP45G	WXP40	WSP45	WSP45G	WXP40	WKP25S	WKP35S	WSP45G
	P4840C-2R-E67	✖	✖	✖	✖	✖	✖	✖	✖	✖	✖
P4841C-2R-A57	✖	✖	✖	✖	✖	✖	✖	✖	✖	✖	✖
P4841C-2R-E57	✖	✖	✖	✖	✖	✖	✖	✖	✖	✖	✖
P4840C-3R-E67	✖	✖	✖	✖	✖	✖	✖	✖	✖	✖	✖
P4841C-3R-A57	✖	✖	✖	✖	✖	✖	✖	✖	✖	✖	✖
P4841C-3R-E57	✖	✖	✖	✖	✖	✖	✖	✖	✖	✖	✖
P4840C-4R-E67	✖	✖	✖	✖	✖	✖	✖	✖	✖	✖	✖
P4841C-4R-A57	✖	✖	✖	✖	✖	✖	✖	✖	✖	✖	✖
P4841C-4R-E57	✖	✖	✖	✖	✖	✖	✖	✖	✖	✖	✖
P4840C-5R-E67	✖	✖	✖	✖	✖	✖	✖	✖	✖	✖	✖
P4841C-5R-A57	✖	✖	✖	✖	✖	✖	✖	✖	✖	✖	✖
P4841C-5R-E57	✖	✖	✖	✖	✖	✖	✖	✖	✖	✖	✖
P4840C-6R-E67	✖	✖	✖	✖	✖	✖	✖	✖	✖	✖	✖
P4841C-6R-A57	✖	✖	✖	✖	✖	✖	✖	✖	✖	✖	✖
P4841C-6R-E57	✖	✖	✖	✖	✖	✖	✖	✖	✖	✖	✖
P4840C-7R-E67	✖	✖	✖	✖	✖	✖	✖	✖	✖	✖	✖
P4841C-7R-A57	✖	✖	✖	✖	✖	✖	✖	✖	✖	✖	✖
P4841C-7R-E57	✖	✖	✖	✖	✖	✖	✖	✖	✖	✖	✖
P4840C-8R-E67	✖	✖	✖	✖	✖	✖	✖	✖	✖	✖	✖
P4841C-8R-A57	✖	✖	✖	✖	✖	✖	✖	✖	✖	✖	✖
P4841C-8R-E57	✖	✖	✖	✖	✖	✖	✖	✖	✖	✖	✖

HC = 涂层硬质合金

可转位刀片

订货号	P			M			K			S	
	HC			HC			HC			HC	
	WKP25S	WKP35S	WSP45	WSP45G	WXP40	WSP45	WSP45G	WXP40	WKP25S	WKP35S	WSP45G
	P4840P-2R-A57	✖	✖	✖	✖	✖	✖	✖	✖	✖	✖
P4840P-2R-E57	✖	✖	✖	✖	✖	✖	✖	✖	✖	✖	✖
P4840P-2R-E67	✖	✖	✖	✖	✖	✖	✖	✖	✖	✖	✖
P4841P-2R-A57	✖	✖	✖	✖	✖	✖	✖	✖	✖	✖	✖
P4841P-2R-E57	✖	✖	✖	✖	✖	✖	✖	✖	✖	✖	✖
P4840P-3R-A57	✖	✖	✖	✖	✖	✖	✖	✖	✖	✖	✖
P4840P-3R-E57	✖	✖	✖	✖	✖	✖	✖	✖	✖	✖	✖
P4841P-3R-A57	✖	✖	✖	✖	✖	✖	✖	✖	✖	✖	✖
P4841P-3R-E57	✖	✖	✖	✖	✖	✖	✖	✖	✖	✖	✖
P4840P-4R-A57	✖	✖	✖	✖	✖	✖	✖	✖	✖	✖	✖
P4840P-4R-E57	✖	✖	✖	✖	✖	✖	✖	✖	✖	✖	✖
P4841P-4R-A57	✖	✖	✖	✖	✖	✖	✖	✖	✖	✖	✖
P4841P-4R-E57	✖	✖	✖	✖	✖	✖	✖	✖	✖	✖	✖
P4840P-5R-A57	✖	✖	✖	✖	✖	✖	✖	✖	✖	✖	✖
P4840P-5R-E57	✖	✖	✖	✖	✖	✖	✖	✖	✖	✖	✖
P4841P-5R-A57	✖	✖	✖	✖	✖	✖	✖	✖	✖	✖	✖
P4841P-5R-E57	✖	✖	✖	✖	✖	✖	✖	✖	✖	✖	✖
P4840P-6R-A57	✖	✖	✖	✖	✖	✖	✖	✖	✖	✖	✖
P4840P-6R-E57	✖	✖	✖	✖	✖	✖	✖	✖	✖	✖	✖
P4841P-6R-A57	✖	✖	✖	✖	✖	✖	✖	✖	✖	✖	✖
P4841P-6R-E57	✖	✖	✖	✖	✖	✖	✖	✖	✖	✖	✖
P4840P-7R-A57	✖	✖	✖	✖	✖	✖	✖	✖	✖	✖	✖
P4840P-7R-E57	✖	✖	✖	✖	✖	✖	✖	✖	✖	✖	✖
P4841P-7R-A57	✖	✖	✖	✖	✖	✖	✖	✖	✖	✖	✖
P4841P-7R-E57	✖	✖	✖	✖	✖	✖	✖	✖	✖	✖	✖
P4840P-8R-A57	✖	✖	✖	✖	✖	✖	✖	✖	✖	✖	✖
P4840P-8R-E57	✖	✖	✖	✖	✖	✖	✖	✖	✖	✖	✖
P4841P-8R-A57	✖	✖	✖	✖	✖	✖	✖	✖	✖	✖	✖
P4841P-8R-E57	✖	✖	✖	✖	✖	✖	✖	✖	✖	✖	✖

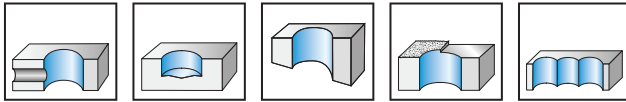
HC = 涂层硬质合金

可转位刀片钻头

 D4120-05 mm

5×D_C
Z = 1

B1




	P	M	K	N	S	H	O
D4120-05	●●		●●	●●			

刀具





	订货号	D _C mm	L _C mm	l ₄ mm	l ₅ mm	d ₁ mm	d ₄ mm	kg	可转位 刀片 数量	型号
圆柱削平柄 	D4120-05-36.00F32-P46	36	180	212	60	32	42	1,32	1 1	P484 . P-6R- ... P484 . C-6R- ...
	D4120-05-37.00F40-P46	37	185	225	70	40	50	1,45	1 1	
	D4120-05-38.00F40-P46	38	190	230	70	40	50	2,02	1 1	
	D4120-05-39.00F40-P46	39	195	235	70	40	50	2,09	1 1	
	D4120-05-40.00F40-P46	40	200	240	70	40	50	2,17	1 1	
	D4120-05-41.00F40-P46	41	205	245	70	40	50	2,35	1 1	
	D4120-05-42.00F40-P46	42	210	250	70	40	50	2,45	1 1	
	圆柱削平柄 	D4120-05-43.00F40-P47	43	215	255	70	40	50	2,54	1 1
D4120-05-44.00F40-P47		44	220	260	70	40	50	2,65	1 1	
D4120-05-45.00F40-P47		45	225	265	70	40	50	2,75	1 1	
D4120-05-46.00F40-P47		46	230	270	70	40	50	2,87	1 1	
D4120-05-47.00F40-P47		47	235	275	70	40	50	2,99	1 1	
D4120-05-48.00F40-P47		48	240	280	70	40	50	3,08	1 1	
D4120-05-49.00F40-P47		49	245	285	70	40	50	3,26	1 1	
D4120-05-50.00F40-P47		50	250	290	70	40	50	3,39	1 1	

刀杆和备件包括在供货范围内


备件

D _c [mm]	17-20	21-24	25-29	30-35	36-42	43-59
 可转位刀片夹紧螺钉 锁紧扭矩	FS2111 (T7IP) 0,9 Nm	FS1454 (T8IP) 1,2 Nm	FS1457 (T9IP) 2 Nm	FS2080 (T15IP) 2,5 Nm	FS1453 (T15IP) 3,5 Nm	FS1495 (T20IP) 5 Nm

附件


D _c [mm]	17-20	21-24	25-29	30-42	43-59
 扭矩螺丝刀, 模拟型	FS2001	FS2001	FS2003	FS2003	FS2003
 扭矩螺丝刀, 数显型		FS2248	FS2248	FS2248	FS2248
 可换刀头	FS2011 (T7IP)	FS2012 (T8IP)	FS2013 (T9IP)	FS2014 (T15IP)	FS2015 (T20IP)
 螺丝刀	FS2088 (T7IP)	FS1483 (T8IP)	FS1484 (T9IP)	FS1485 (T15IP)	FS1486 (T20IP)

可转位刀片

订货号	P				M			K		S
	HC				HC			HC	HC	HC
	WKP255	WKP355	WSP45	WSP45G	WXP40	WSP45	WSP45G	WXP40	WKP255	WKP355
 P4840C-2R-E67	✘	✘	✘	✘	✘	✘	✘	✘	✘	✘
P4841C-2R-A57	✘	✘	✘	✘	✘	✘	✘	✘	✘	✘
P4841C-2R-E57	✘	✘	✘	✘	✘	✘	✘	✘	✘	✘
P4840C-3R-E67	✘	✘	✘	✘	✘	✘	✘	✘	✘	✘
P4841C-3R-A57	✘	✘	✘	✘	✘	✘	✘	✘	✘	✘
P4841C-3R-E57	✘	✘	✘	✘	✘	✘	✘	✘	✘	✘
P4840C-4R-E67	✘	✘	✘	✘	✘	✘	✘	✘	✘	✘
P4841C-4R-A57	✘	✘	✘	✘	✘	✘	✘	✘	✘	✘
P4841C-4R-E57	✘	✘	✘	✘	✘	✘	✘	✘	✘	✘
P4840C-5R-E67	✘	✘	✘	✘	✘	✘	✘	✘	✘	✘
P4841C-5R-A57	✘	✘	✘	✘	✘	✘	✘	✘	✘	✘
P4841C-5R-E57	✘	✘	✘	✘	✘	✘	✘	✘	✘	✘
P4840C-6R-E67	✘	✘	✘	✘	✘	✘	✘	✘	✘	✘
P4841C-6R-A57	✘	✘	✘	✘	✘	✘	✘	✘	✘	✘
P4841C-6R-E57	✘	✘	✘	✘	✘	✘	✘	✘	✘	✘
P4840C-7R-E67	✘	✘	✘	✘	✘	✘	✘	✘	✘	✘
P4841C-7R-A57	✘	✘	✘	✘	✘	✘	✘	✘	✘	✘
P4841C-7R-E57	✘	✘	✘	✘	✘	✘	✘	✘	✘	✘
P4840C-8R-E67	✘	✘	✘	✘	✘	✘	✘	✘	✘	✘
P4841C-8R-A57	✘	✘	✘	✘	✘	✘	✘	✘	✘	✘
P4841C-8R-E57	✘	✘	✘	✘	✘	✘	✘	✘	✘	✘

HC = 涂层硬质合金

可转位刀片

订货号	P				M			K		S
	HC				HC			HC	HC	HC
	WKP255	WKP355	WSP45	WSP45G	WXP40	WSP45	WSP45G	WXP40	WKP255	WKP355
 P4840P-2R-A57	✘	✘	✘	✘	✘	✘	✘	✘	✘	✘
P4840P-2R-E57	✘	✘	✘	✘	✘	✘	✘	✘	✘	✘
P4840P-2R-E67	✘	✘	✘	✘	✘	✘	✘	✘	✘	✘
P4841P-2R-A57	✘	✘	✘	✘	✘	✘	✘	✘	✘	✘
P4841P-2R-E57	✘	✘	✘	✘	✘	✘	✘	✘	✘	✘
P4840P-3R-A57	✘	✘	✘	✘	✘	✘	✘	✘	✘	✘
P4840P-3R-E57	✘	✘	✘	✘	✘	✘	✘	✘	✘	✘
P4840P-3R-E67	✘	✘	✘	✘	✘	✘	✘	✘	✘	✘
P4841P-3R-A57	✘	✘	✘	✘	✘	✘	✘	✘	✘	✘
P4841P-3R-E57	✘	✘	✘	✘	✘	✘	✘	✘	✘	✘
P4840P-4R-A57	✘	✘	✘	✘	✘	✘	✘	✘	✘	✘
P4840P-4R-E57	✘	✘	✘	✘	✘	✘	✘	✘	✘	✘
P4840P-4R-E67	✘	✘	✘	✘	✘	✘	✘	✘	✘	✘
P4841P-4R-A57	✘	✘	✘	✘	✘	✘	✘	✘	✘	✘
P4841P-4R-E57	✘	✘	✘	✘	✘	✘	✘	✘	✘	✘
P4840P-5R-A57	✘	✘	✘	✘	✘	✘	✘	✘	✘	✘
P4840P-5R-E57	✘	✘	✘	✘	✘	✘	✘	✘	✘	✘
P4840P-5R-E67	✘	✘	✘	✘	✘	✘	✘	✘	✘	✘
P4841P-5R-A57	✘	✘	✘	✘	✘	✘	✘	✘	✘	✘
P4841P-5R-E57	✘	✘	✘	✘	✘	✘	✘	✘	✘	✘
P4840P-6R-A57	✘	✘	✘	✘	✘	✘	✘	✘	✘	✘
P4840P-6R-E57	✘	✘	✘	✘	✘	✘	✘	✘	✘	✘
P4840P-6R-E67	✘	✘	✘	✘	✘	✘	✘	✘	✘	✘
P4841P-6R-A57	✘	✘	✘	✘	✘	✘	✘	✘	✘	✘
P4841P-6R-E57	✘	✘	✘	✘	✘	✘	✘	✘	✘	✘
P4840P-7R-A57	✘	✘	✘	✘	✘	✘	✘	✘	✘	✘
P4840P-7R-E57	✘	✘	✘	✘	✘	✘	✘	✘	✘	✘
P4840P-7R-E67	✘	✘	✘	✘	✘	✘	✘	✘	✘	✘
P4841P-7R-A57	✘	✘	✘	✘	✘	✘	✘	✘	✘	✘
P4841P-7R-E57	✘	✘	✘	✘	✘	✘	✘	✘	✘	✘
P4840P-8R-A57	✘	✘	✘	✘	✘	✘	✘	✘	✘	✘
P4840P-8R-E57	✘	✘	✘	✘	✘	✘	✘	✘	✘	✘
P4840P-8R-E67	✘	✘	✘	✘	✘	✘	✘	✘	✘	✘
P4841P-8R-A57	✘	✘	✘	✘	✘	✘	✘	✘	✘	✘
P4841P-8R-E57	✘	✘	✘	✘	✘	✘	✘	✘	✘	✘

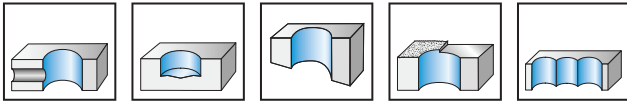
HC = 涂层硬质合金

可转位刀片钻头

 D4120-05 mm

5×D_C
Z=1

B1



	P	M	K	N	S	H	O
D4120-05	●●		●●	●●			

刀具

	订货号	D _C mm	L _C mm	l ₄ mm	l ₅ mm	d ₁ mm	d ₄ mm	kg	可转位 刀片 数量	型号
	D4120-05-51.00F40-P48	51	255	295	70	40	50	3,45	1 1	P484 . P-8R- ... P484 . C-8R- ...
	D4120-05-52.00F40-P48	52	260	300	70	40	50	3,61	1 1	
	D4120-05-53.00F40-P48	53	265	305	70	40	50	3,74	1 1	
	D4120-05-54.00F40-P48	54	270	310	70	40	50	3,86	1 1	
	D4120-05-55.00F40-P48	55	275	315	70	40	50	4,07	1 1	
	D4120-05-56.00F40-P48	56	280	320	70	40	50	4,22	1 1	
	D4120-05-57.00F40-P48	57	285	325	70	40	50	4,2	1 1	
	D4120-05-58.00F40-P48	58	290	330	70	40	50	4,39	1 1	
	D4120-05-59.00F40-P48	59	295	335	70	40	50	4,8	1 1	

刀杆和备件包括在供货范围内

备件		D _c [mm]	17-20	21-24	25-29	30-35	36-42	43-59
	可转位刀片夹紧螺钉 锁紧扭矩		FS2111 (T7IP) 0,9 Nm	FS1454 (T8IP) 1,2 Nm	FS1457 (T9IP) 2 Nm	FS2080 (T15IP) 2,5 Nm	FS1453 (T15IP) 3,5 Nm	FS1495 (T20IP) 5 Nm

附件		D _c [mm]	17-20	21-24	25-29	30-42	43-59
	扭矩螺丝刀, 模拟型		FS2001	FS2001	FS2003	FS2003	FS2003
	扭矩螺丝刀, 数显型			FS2248	FS2248	FS2248	FS2248
	可换刀头		FS2011 (T7IP)	FS2012 (T8IP)	FS2013 (T9IP)	FS2014 (T15IP)	FS2015 (T20IP)
	螺丝刀		FS2088 (T7IP)	FS1483 (T8IP)	FS1484 (T9IP)	FS1485 (T15IP)	FS1486 (T20IP)

可转位刀片	订货号	P			M			K			S
		HC			HC			HC			HC
		WKP25S	WKP35S	WSP45	WSP45G	WXP40	WSP45	WSP45G	WXP40	WKP25S	WKP35S
	P4840C-2R-E67	☒	☒	☒	☒	☒	☒	☒	☒	☒	☒
P4841C-2R-A57	☒	☒	☒	☒	☒	☒	☒	☒	☒	☒	☒
P4841C-2R-E57	☒	☒	☒	☒	☒	☒	☒	☒	☒	☒	☒
P4840C-3R-E67	☒	☒	☒	☒	☒	☒	☒	☒	☒	☒	☒
P4841C-3R-A57	☒	☒	☒	☒	☒	☒	☒	☒	☒	☒	☒
P4841C-3R-E57	☒	☒	☒	☒	☒	☒	☒	☒	☒	☒	☒
P4840C-4R-E67	☒	☒	☒	☒	☒	☒	☒	☒	☒	☒	☒
P4841C-4R-A57	☒	☒	☒	☒	☒	☒	☒	☒	☒	☒	☒
P4841C-4R-E57	☒	☒	☒	☒	☒	☒	☒	☒	☒	☒	☒
P4840C-5R-E67	☒	☒	☒	☒	☒	☒	☒	☒	☒	☒	☒
P4841C-5R-A57	☒	☒	☒	☒	☒	☒	☒	☒	☒	☒	☒
P4841C-5R-E57	☒	☒	☒	☒	☒	☒	☒	☒	☒	☒	☒
P4840C-6R-E67	☒	☒	☒	☒	☒	☒	☒	☒	☒	☒	☒
P4841C-6R-A57	☒	☒	☒	☒	☒	☒	☒	☒	☒	☒	☒
P4841C-6R-E57	☒	☒	☒	☒	☒	☒	☒	☒	☒	☒	☒
P4840C-7R-E67	☒	☒	☒	☒	☒	☒	☒	☒	☒	☒	☒
P4841C-7R-A57	☒	☒	☒	☒	☒	☒	☒	☒	☒	☒	☒
P4841C-7R-E57	☒	☒	☒	☒	☒	☒	☒	☒	☒	☒	☒
P4840C-8R-E67	☒	☒	☒	☒	☒	☒	☒	☒	☒	☒	☒
P4841C-8R-A57	☒	☒	☒	☒	☒	☒	☒	☒	☒	☒	☒
P4841C-8R-E57	☒	☒	☒	☒	☒	☒	☒	☒	☒	☒	☒

HC = 涂层硬质合金

可转位刀片		P			M			K			S	
		HC			HC			HC			HC	
订货号		WKP25S	WKP35S	WSP45	WSP45G	WXP40	WSP45	WSP45G	WXP40	WKP25S	WKP35S	WSP45G
	P4840P-2R-A57	☒	☒	☒	☒	☒	☒	☒	☒	☒	☒	☒
P4840P-2R-E57	☒	☒	☒	☒	☒	☒	☒	☒	☒	☒	☒	☒
P4840P-2R-E67	☒	☒	☒	☒	☒	☒	☒	☒	☒	☒	☒	☒
P4841P-2R-A57	☒	☒	☒	☒	☒	☒	☒	☒	☒	☒	☒	☒
P4841P-2R-E57	☒	☒	☒	☒	☒	☒	☒	☒	☒	☒	☒	☒
P4840P-3R-A57	☒	☒	☒	☒	☒	☒	☒	☒	☒	☒	☒	☒
P4840P-3R-E57	☒	☒	☒	☒	☒	☒	☒	☒	☒	☒	☒	☒
P4840P-3R-E67	☒	☒	☒	☒	☒	☒	☒	☒	☒	☒	☒	☒
P4841P-3R-A57	☒	☒	☒	☒	☒	☒	☒	☒	☒	☒	☒	☒
P4841P-3R-E57	☒	☒	☒	☒	☒	☒	☒	☒	☒	☒	☒	☒
P4840P-4R-A57	☒	☒	☒	☒	☒	☒	☒	☒	☒	☒	☒	☒
P4840P-4R-E57	☒	☒	☒	☒	☒	☒	☒	☒	☒	☒	☒	☒
P4840P-4R-E67	☒	☒	☒	☒	☒	☒	☒	☒	☒	☒	☒	☒
P4841P-4R-A57	☒	☒	☒	☒	☒	☒	☒	☒	☒	☒	☒	☒
P4841P-4R-E57	☒	☒	☒	☒	☒	☒	☒	☒	☒	☒	☒	☒
P4840P-5R-A57	☒	☒	☒	☒	☒	☒	☒	☒	☒	☒	☒	☒
P4840P-5R-E57	☒	☒	☒	☒	☒	☒	☒	☒	☒	☒	☒	☒
P4840P-5R-E67	☒	☒	☒	☒	☒	☒	☒	☒	☒	☒	☒	☒
P4841P-5R-A57	☒	☒	☒	☒	☒	☒	☒	☒	☒	☒	☒	☒
P4841P-5R-E57	☒	☒	☒	☒	☒	☒	☒	☒	☒	☒	☒	☒
P4840P-6R-A57	☒	☒	☒	☒	☒	☒	☒	☒	☒	☒	☒	☒
P4840P-6R-E57	☒	☒	☒	☒	☒	☒	☒	☒	☒	☒	☒	☒
P4840P-6R-E67	☒	☒	☒	☒	☒	☒	☒	☒	☒	☒	☒	☒
P4841P-6R-A57	☒	☒	☒	☒	☒	☒	☒	☒	☒	☒	☒	☒
P4841P-6R-E57	☒	☒	☒	☒	☒	☒	☒	☒	☒	☒	☒	☒
P4840P-7R-A57	☒	☒	☒	☒	☒	☒	☒	☒	☒	☒	☒	☒
P4840P-7R-E57	☒	☒	☒	☒	☒	☒	☒	☒	☒	☒	☒	☒
P4840P-7R-E67	☒	☒	☒	☒	☒	☒	☒	☒	☒	☒	☒	☒
P4841P-7R-A57	☒	☒	☒	☒	☒	☒	☒	☒	☒	☒	☒	☒
P4841P-7R-E57	☒	☒	☒	☒	☒	☒	☒	☒	☒	☒	☒	☒
P4840P-8R-A57	☒	☒	☒	☒	☒	☒	☒	☒	☒	☒	☒	☒
P4840P-8R-E57	☒	☒	☒	☒	☒	☒	☒	☒	☒	☒	☒	☒
P4840P-8R-E67	☒	☒	☒	☒	☒	☒	☒	☒	☒	☒	☒	☒
P4841P-8R-A57	☒	☒	☒	☒	☒	☒	☒	☒	☒	☒	☒	☒
P4841P-8R-E57	☒	☒	☒	☒	☒	☒	☒	☒	☒	☒	☒	☒

HC = 涂层硬质合金

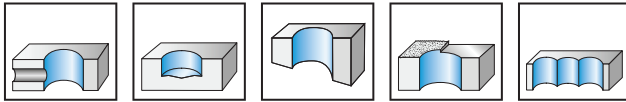
B1

带刀座的可转位刀片钻头

 D4170-03 mm


D_c 65-80	$3 \times D_c$	$Z = 1$
----------------	----------------	---------

B1



	P	M	K	N	S	H	O
D4170-03	●●						

刀具		D_c mm	L_c mm	l_4 mm	d_1 mm	d_1	kg	可转位 刀片 数量	型号
NCT 模块化刀柄 	订货号								
	D4170-03-65.00N8-P45	65	195	245	80	NCT 80	4,32	3 1	P484 . P-5R- ... P484 . C-5R- ...
	D4170-03-68.00N8-P46	68	204	254	80	NCT 80	4,68	3 1	P484 . P-6R- ... P484 . C-6R- ...
	D4170-03-70.00N8-P46	70	210	260	80	NCT 80	4,94	3 1	
	D4170-03-78.00N8-P46	78	234	284	80	NCT 80	6,13	3 1	
	D4170-03-80.00N8-P45	80	240	290	80	NCT 80	6,33	5 1	P484 . P-5R- ... P484 . C-5R- ...

注意：使用旋转式刀具钻通孔时，会产生一个圆片。圆片可能会飞出。请采取预防和保护措施

备件		D _c [mm]	65	68	70	78	80
	可转位刀片夹紧螺钉 锁紧扭矩		FS1453 (T15IP) 3,5 Nm	FS1453 (T15IP) 3,5 Nm	FS1453 (T15IP) 3,5 Nm	FS1453 (T15IP) 3,5 Nm	FS1453 (T15IP) 3,5 Nm
	径向调整螺栓		FS334 (SW 2)	FS334 (SW 2)	FS334 (SW 2)	FS334 (SW 2)	FS334 (SW 2)
	内刀座		FR737C-5	FR743C-6	FR743C-6	FR743C-6	FR737C-5
	外刀座 1		FR738P-5	FR744P-6	FR744P-6	FR744P-6	FR738P-5
	外刀座 2		FR741P-5	FR745P-6	FR746P-6	FR748P-6	FR739P-5
	锁紧螺钉 紧固力矩		FS1149 (SW 4) 5 Nm	FS1149 (SW 4) 5 Nm	FS1149 (SW 4) 5 Nm	FS1149 (SW 4) 5 Nm	FS1149 (SW 4) 5 Nm

附件		D _c [mm]	65-80
	扭矩螺丝刀, 模拟型		FS2003
	扭矩螺丝刀, 数显型		FS2248
	可换刀头		FS2014 (T15IP)
	扳手, ISO 2936, 用于		ISO2936-4 (SW 4)
	螺丝刀		FS1485 (T15IP)

在直径为 80 mm 的刀具上安装 3 个外刀座 1 (FR738P-5)

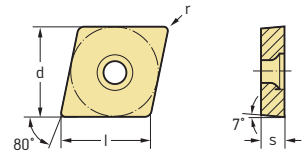
可转位刀片

订货号	P				M		K		S		
	HC				HC		HC		HC		
	WKP25S	WKP35S	WSP45	WSP45G	WXP40	WSP45	WSP45G	WXP40	WKP25S	WKP35S	WSP45G
	P4840C-5R-E67	☒	☒	☒	☒	☒	☒	☒	☒	☒	☒
	P4841C-5R-A57	☒	☒	☒	☒	☒	☒	☒	☒	☒	☒
	P4841C-5R-E57	☒	☒	☒	☒	☒	☒	☒	☒	☒	☒
	P4840C-6R-E67	☒	☒	☒	☒	☒	☒	☒	☒	☒	☒
	P4841C-6R-A57	☒	☒	☒	☒	☒	☒	☒	☒	☒	☒
	P4841C-6R-E57	☒	☒	☒	☒	☒	☒	☒	☒	☒	☒
	P4840P-5R-A57	☒	☒	☒	☒	☒	☒	☒	☒	☒	☒
	P4840P-5R-E57	☒	☒	☒	☒	☒	☒	☒	☒	☒	☒
	P4840P-5R-E67	☒	☒	☒	☒	☒	☒	☒	☒	☒	☒
	P4841P-5R-A57	☒	☒	☒	☒	☒	☒	☒	☒	☒	☒
	P4841P-5R-E57	☒	☒	☒	☒	☒	☒	☒	☒	☒	☒
	P4840P-6R-A57	☒	☒	☒	☒	☒	☒	☒	☒	☒	☒
	P4840P-6R-E57	☒	☒	☒	☒	☒	☒	☒	☒	☒	☒
	P4840P-6R-E67	☒	☒	☒	☒	☒	☒	☒	☒	☒	☒
	P4841P-6R-A57	☒	☒	☒	☒	☒	☒	☒	☒	☒	☒
	P4841P-6R-E57	☒	☒	☒	☒	☒	☒	☒	☒	☒	☒

P48...C = 中心刀片
P48...P = 周边刀片

HC = 涂层硬质合金

B1

菱形, 正型 80°
 CCGT


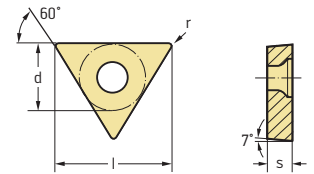
可转位刀片

	订货号	l mm	r mm	f mm	a _p mm	M		N		S
						HC	HC	HW	HC	
						WSM01	WNN10	WN10	WSM01	
	CCGT060201-FN2	6,45	0,1	0,02-0,06	0,1-1,5		☉			
	CCGT060202-FN2	6,45	0,2	0,05-0,12	0,2-2,0		☉	☉		
	CCGT060204-FN2	6,45	0,4	0,08-0,25	0,2-2,5		☉	☉		
	CCGT09T301-FN2	9,67	0,1	0,02-0,06	0,1-1,5		☉			
	CCGT09T302-FN2	9,67	0,2	0,05-0,12	0,2-2,0		☉	☉		
	CCGT09T304-FN2	9,67	0,4	0,08-0,25	0,2-2,5		☉	☉		
	CCGT09T308-FN2	9,67	0,8	0,10-0,30	0,3-3,0		☉	☉		
	CCGT120404-FN2	12,9	0,4	0,08-0,25	0,2-3,0		☉	☉		
	CCGT120408-FN2	12,9	0,8	0,10-0,30	0,3-3,5		☉	☉		
	CCGT060201-MN2	6,45	0,1	0,02-0,06	0,5-1,5		☉	☉		
	CCGT060202-MN2	6,45	0,2	0,05-0,12	0,5-2,0	☉	☉	☉	☉	
	CCGT060204-MN2	6,45	0,4	0,08-0,25	0,6-3,0	☉	☉	☉	☉	
	CCGT09T301-MN2	9,67	0,1	0,02-0,06	0,5-1,5		☉	☉		
	CCGT09T302-MN2	9,67	0,2	0,05-0,12	0,5-2,0	☉	☉	☉	☉	
	CCGT09T304-MN2	9,67	0,4	0,08-0,25	0,6-4,0	☉	☉	☉	☉	
	CCGT09T308-MN2	9,67	0,8	0,10-0,35	0,8-4,0	☉	☉	☉	☉	
	CCGT120402-MN2	12,9	0,2	0,05-0,12	0,5-2,0		☉	☉		
	CCGT120404-MN2	12,9	0,4	0,08-0,25	0,6-5,0		☉	☉		
	CCGT120408-MN2	12,9	0,8	0,10-0,35	0,8-5,0		☉	☉		

尺寸 —— 参见按照 ISO 1832 标准的符号说明

 HC = 涂层硬质合金
 HW = 非涂层硬质合金

三角形, 正型 60° TCGT



可转位刀片

订货号	l mm	r mm	f mm	a _p mm	M				N		S
					W	HC	W	HC	HW	HC	
					WSM01	WNN10	WNI10	WSM01			
	TCGT06T101-FN2	6,87	0,1	0,02-0,06	0,1-1,5	☉	☉				
	TCGT06T102-FN2	6,87	0,2	0,05-0,12	0,2-2,0	☉	☉				
	TCGT06T104-FN2	6,87	0,4	0,08-0,25	0,2-2,5	☉	☉	☉			
	TCGT090202-FN2	9,62	0,2	0,05-0,12	0,2-2,0	☉	☉				
	TCGT090204-FN2	9,62	0,4	0,08-0,25	0,2-2,5	☉	☉	☉			
	TCGT110202-FN2	11	0,2	0,05-0,12	0,2-2,0	☉	☉				
	TCGT110204-FN2	11	0,4	0,08-0,25	0,2-2,5	☉	☉	☉			
	TCGT16T304-FN2	16,5	0,4	0,08-0,25	0,2-2,5	☉	☉	☉			
	TCGT110201-MN2	11	0,1	0,02-0,06	0,5-1,5	☉	☉				
	TCGT110202-MN2	11	0,2	0,05-0,12	0,6-2,0	☉	☉	☉			
	TCGT110204-MN2	11	0,4	0,08-0,25	0,6-3,0	☉	☉	☉	☉		
	TCGT16T302-MN2	16,5	0,2	0,05-0,12	0,5-2,0	☉	☉	☉			
	TCGT16T304-MN2	16,5	0,4	0,08-0,25	0,6-4,0	☉	☉	☉	☉		
	TCGT16T308-MN2	16,5	0,8	0,10-0,35	0,8-4,0	☉	☉	☉	☉		

尺寸 —— 参见按照 ISO 1832 标准的符号说明

HC = 涂层硬质合金
HW = 非涂层硬质合金

B2



B —— 螺纹加工

攻丝 —— B3

攻丝	HSS-E-PM 丝锥	140
----	-------------	-----

螺纹挤压成型 —— B4

螺纹挤压成型	HSS-E 挤压丝锥	169
--------	------------	-----

螺纹铣加工 —— B5

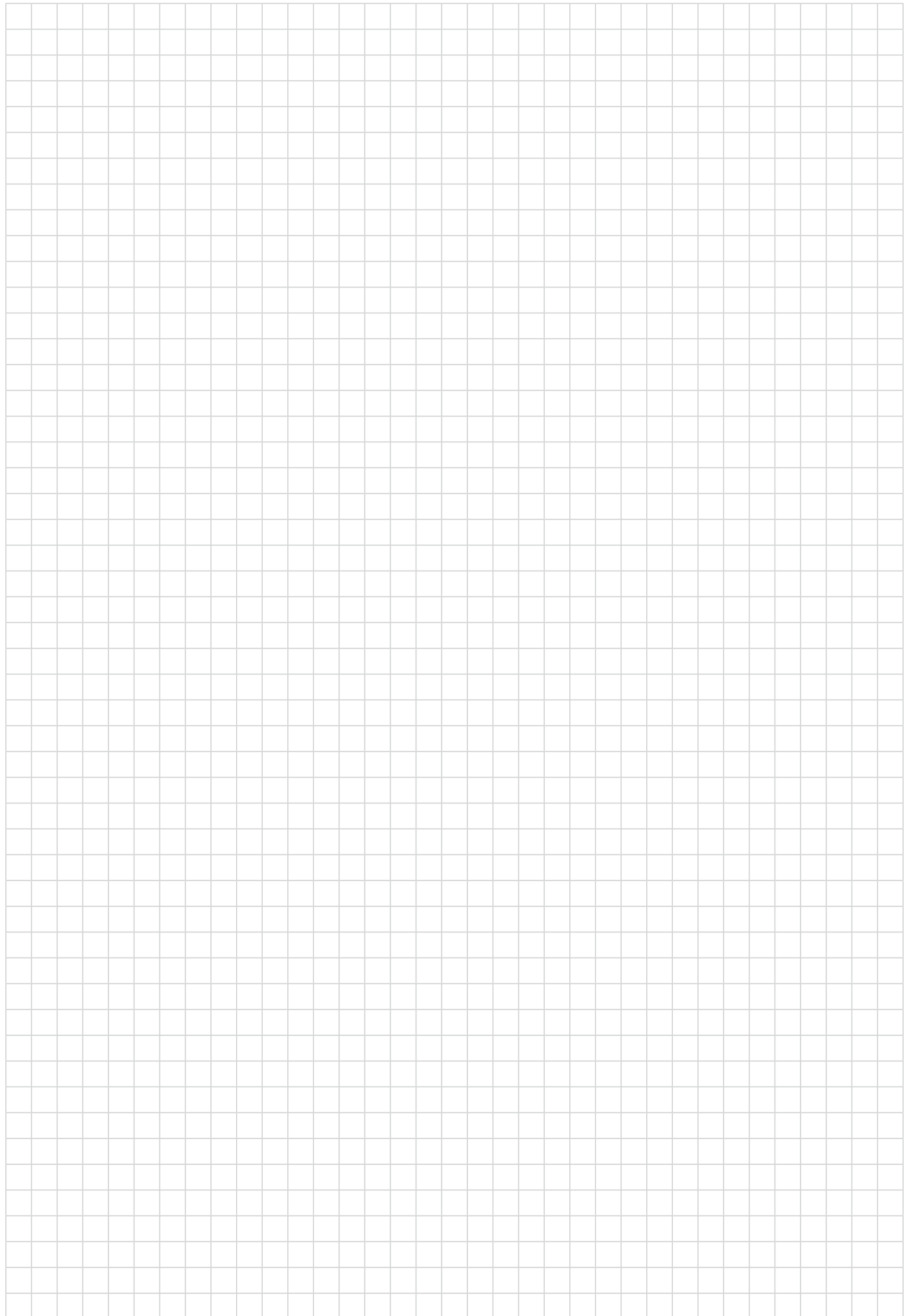
螺纹铣加工	整体硬质合金微型螺纹铣刀	170
-------	--------------	-----

B 3

B 4

B 5

B4



HSS-E-PM 机床用丝锥

mm

Prototex® Eco Plus



- 用于长切屑材料

$\leq 3,5 \times D_N$

$B=3,5-5$

42HRC
1350-500
N/mm²

M
DIN 13

6HX

	P	M	K	N	S	H	O
THL EP2021302	●●	●●	●●	●●			
TIN EP2021305	●●	●●	●●	●●			

DIN 371		订货号	D _N	P mm	l ₁ mm	L _c mm	l ₃ mm	d ₁ h9 mm	□	l _g mm	N	
		EP2021302-M2	M 2	0,4	45	6	9	2,8	2,1	5	3	
		EP2021302-M2.5	M 2.5	0,45	50	8	12,5	2,8	2,1	5	3	
		EP2021302-M3	M 3	0,5	56	9	18	3,5	2,7	6	3	
		EP2021302-M4	M 4	0,7	63	12	21	4,5	3,4	6	3	
		EP2021302-M5	M 5	0,8	70	13	25	6	4,9	8	3	
		EP2021302-M6	M 6	1	80	15	30	6	4,9	8	3	
		EP2021302-M8	M 8	1,25	90	18	35	8	6,2	9	3	
		EP2021302-M10	M 10	1,5	100	20	39	10	8	11	3	
			EP2021305-M2	M 2	0,4	45	6	9	2,8	2,1	5	3
			EP2021305-M2.5	M 2.5	0,45	50	8	12,5	2,8	2,1	5	3
		EP2021305-M3	M 3	0,5	56	9	18	3,5	2,7	6	3	
		EP2021305-M4	M 4	0,7	63	12	21	4,5	3,4	6	3	
		EP2021305-M5	M 5	0,8	70	13	25	6	4,9	8	3	
		EP2021305-M6	M 6	1	80	15	30	6	4,9	8	3	
		EP2021305-M8	M 8	1,25	90	18	35	8	6,2	9	3	
		EP2021305-M10	M 10	1,5	100	20	39	10	8	11	3	

B4

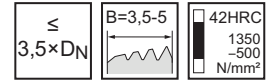
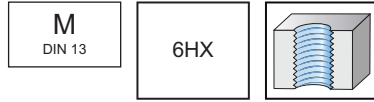
HSS-E-PM 机床用丝锥

mm

Prototex® Eco Plus

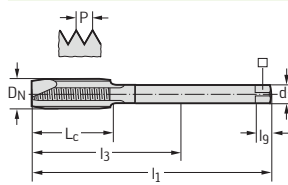


- 用于长切屑材料



	P	M	K	N	S	H	O
THL EP2026302	●	●	●	●			
TIN EP2026305	●	●	●	●			

DIN 376



订货号

DN

P

mm

 l₁

mm

 L_c

mm

 l₃

mm

 d₁

h9

mm

 l_g

mm

N

 EP2026302-M12
 EP2026302-M14
 EP2026302-M16
 EP2026302-M18
 EP2026302-M20
 EP2026302-M24
 EP2026302-M27
 EP2026302-M30

 M 12
 M 14
 M 16
 M 18
 M 20
 M 24
 M 27
 M 30

 1,75
 2
 2
 2,5
 2,5
 3
 3
 3,5

 110
 110
 110
 125
 140
 160
 160
 180

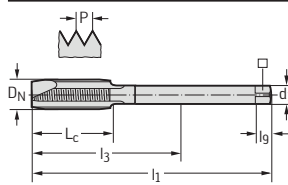
 23
 25
 25
 30
 30
 36
 36
 42

 83
 81
 68
 81
 95
 113
 97
 115

 9
 11
 12
 14
 16
 18
 20
 22

 7
 9
 9
 11
 12
 14,5
 16
 18

 10
 12
 12
 14
 15
 17
 19
 21

 4
 4
 4
 4
 4
 4
 4
 4

 EP2026305-M12
 EP2026305-M14
 EP2026305-M16
 EP2026305-M18
 EP2026305-M20
 EP2026305-M24

 M 12
 M 14
 M 16
 M 18
 M 20
 M 24

 1,75
 2
 2
 2,5
 2,5
 3

 110
 110
 110
 125
 140
 160

 23
 25
 25
 30
 30
 36

 83
 81
 68
 81
 95
 113

 9
 11
 12
 14
 16
 18

 7
 9
 9
 11
 12
 14,5

 10
 12
 12
 14
 15
 17

 4
 4
 4
 4
 4
 4

B4

HSS-E-PM 机床用丝锥

mm

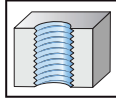
Prototex® Eco Plus



- 用于长切屑材料

M
DIN 13

6HX



$\leq 3,5 \times DN$

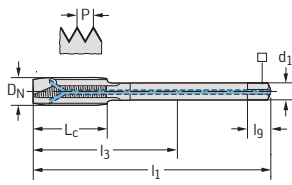
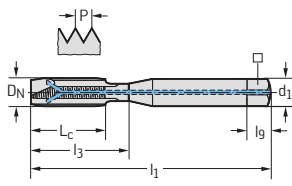
$B=3,5-5$

42HRC
1350
-500
N/mm²

	P	M	K	N	S	H	O
THL	●	●	●	●			

DIN 371

订货号	D _N	P mm	l ₁ mm	L _c mm	l ₃ mm	d ₁ h9 mm	□	l _g mm	N
EP2021342-M6	M 6	1	80	15	30	6	4,9	8	3
EP2021342-M8	M 8	1,25	90	18	35	8	6,2	9	3
EP2021342-M10	M 10	1,5	100	20	39	10	8	11	3
EP2026342-M12	M 12	1,75	110	23	83	9	7	10	4
EP2026342-M16	M 16	2	110	25	68	12	9	12	4



B4

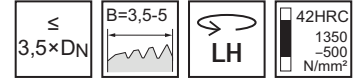
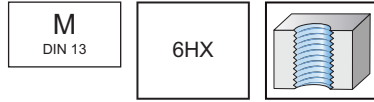
HSS-E-PM 机床用丝锥

mm

Prototex® Eco Plus



- 用于长切屑材料



	P	M	K	N	S	H	O
THL	●	●	●	●			

DIN 371		订货号	D _N	P mm	l ₁ mm	L _c mm	l ₃ mm	d ₁ h9 mm	□	l _g mm	N
		EP2021382-M3	M 3	0,5	56	9	18	3,5	2,7	6	3
		EP2021382-M4	M 4	0,7	63	12	21	4,5	3,4	6	3
		EP2021382-M5	M 5	0,8	70	13	25	6	4,9	8	3
		EP2021382-M6	M 6	1	80	15	30	6	4,9	8	3
		EP2021382-M8	M 8	1,25	90	18	35	8	6,2	9	3
	EP2021382-M10	M 10	1,5	100	20	39	10	8	11	3	
		EP2026382-M12	M 12	1,75	110	23	83	9	7	10	4
		EP2026382-M16	M 16	2	110	25	68	12	9	12	4
		EP2026382-M20	M 20	2,5	140	30	95	16	12	15	4

B4

HSS-E-PM 机床用丝锥

mm

Prototex® Eco Plus



- 用于长切屑材料

$\leq 3,5 \times D_N$

$B=3,5-5$

42HRC
1350-500
N/mm²

M
DIN 13

6GX

	P	M	K	N	S	H	O
THL EP2023302	●●	●●	●●	●●			
TIN EP2023305	●●	●●	●●	●●			

DIN 371		订货号	D _N	P mm	l ₁ mm	L _c mm	l ₃ mm	d ₁ h9 mm	□	l _g mm	N	
		EP2023302-M2	M 2	0,4	45	6	9	2,8	2,1	5	3	
		EP2023302-M2.5	M 2.5	0,45	50	8	12,5	2,8	2,1	5	3	
		EP2023302-M3	M 3	0,5	56	9	18	3,5	2,7	6	3	
		EP2023302-M4	M 4	0,7	63	12	21	4,5	3,4	6	3	
		EP2023302-M5	M 5	0,8	70	13	25	6	4,9	8	3	
		EP2023302-M6	M 6	1	80	15	30	6	4,9	8	3	
		EP2023302-M8	M 8	1,25	90	18	35	8	6,2	9	3	
		EP2023302-M10	M 10	1,5	100	20	39	10	8	11	3	
			EP2023305-M2	M 2	0,4	45	6	9	2,8	2,1	5	3
			EP2023305-M2.5	M 2.5	0,45	50	8	12,5	2,8	2,1	5	3
		EP2023305-M3	M 3	0,5	56	9	18	3,5	2,7	6	3	
		EP2023305-M4	M 4	0,7	63	12	21	4,5	3,4	6	3	
		EP2023305-M5	M 5	0,8	70	13	25	6	4,9	8	3	
		EP2023305-M6	M 6	1	80	15	30	6	4,9	8	3	
		EP2023305-M8	M 8	1,25	90	18	35	8	6,2	9	3	
		EP2023305-M10	M 10	1,5	100	20	39	10	8	11	3	

B4

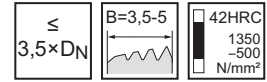
HSS-E-PM 机床用丝锥

mm

Prototex® Eco Plus



- 用于长切屑材料



	P	M	K	N	S	H	O
THL EP2028302	●	●	●	●			
TIN EP2028305	●	●	●	●			

DIN 376		订货号	D _N	P mm	l ₁ mm	L _c mm	l ₃ mm	d ₁ h9 mm	□	l _g mm	N
		EP2028302-M12	M 12	1,75	110	23	83	9	7	10	4
		EP2028302-M14	M 14	2	110	25	81	11	9	12	4
		EP2028302-M16	M 16	2	110	25	68	12	9	12	4
		EP2028305-M12	M 12	1,75	110	23	83	9	7	10	4
		EP2028305-M14	M 14	2	110	25	81	11	9	12	4
		EP2028305-M16	M 16	2	110	25	68	12	9	12	4

B4

HSS-E-PM 机床用丝锥

mm

Paradur® Eco Plus



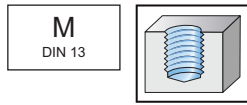
- 用于长切屑材料

$\leq 3 \times D_N$

$C=2-3$

$\angle 45^\circ$

38HRC
1250-500
N/mm²



	P	M	K	N	S	H	O
THL EP2051302	●	●	●	●			
TIN EP2051305	●	●	●	●			

~DIN 371		订货号	D _N	P mm	l ₁ mm	L _c mm	l ₃ mm	d ₁ h9 mm	□	l _g mm	N	
		EP2051302-M2	M 2	0,4	45	4	7,6	2,8	2,1	5	3	
		EP2051302-M2.5	M 2.5	0,45	50	4	9,3	2,8	2,1	5	3	
		EP2051302-M3	M 3	0,5	56	6	11	3,5	2,7	6	3	
		EP2051302-M4	M 4	0,7	63	7	14,8	4,5	3,4	6	3	
		EP2051302-M5	M 5	0,8	70	8	20,7	6	4,9	8	3	
		EP2051302-M6	M 6	1	80	10	25	6	4,9	8	3	
		EP2051302-M8	M 8	1,25	90	12	35	8	6,2	9	3	
		EP2051302-M10	M 10	1,5	100	15	39	10	8	11	3	
			EP2051305-M2	M 2	0,4	45	4	7,6	2,8	2,1	5	3
			EP2051305-M2.5	M 2.5	0,45	50	4	9,3	2,8	2,1	5	3
		EP2051305-M3	M 3	0,5	56	6	11	3,5	2,7	6	3	
		EP2051305-M4	M 4	0,7	63	7	14,8	4,5	3,4	6	3	
		EP2051305-M5	M 5	0,8	70	8	20,7	6	4,9	8	3	
		EP2051305-M6	M 6	1	80	10	25	6	4,9	8	3	
		EP2051305-M8	M 8	1,25	90	12	35	8	6,2	9	3	
		EP2051305-M10	M 10	1,5	100	15	39	10	8	11	3	

B4

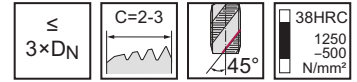
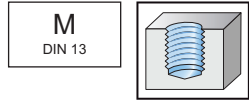
HSS-E-PM 机床用丝锥

mm

Paradur® Eco Plus



- 用于长切屑材料



	P	M	K	N	S	H	O
THL EP2056302	●	●	●	●			
TIN EP2056305	●	●	●	●			


DIN 376		订货号	D_N	P mm	l_1 mm	L_c mm	l_3 mm	d_1 h9 mm	l_9 mm	N
		EP2056302-M12	M 12	1,75	110	16	83	9	7	4
		EP2056302-M14	M 14	2	110	20	81	11	9	4
		EP2056302-M16	M 16	2	110	20	68	12	9	4
		EP2056302-M18	M 18	2,5	125	25	81	14	11	4
		EP2056302-M20	M 20	2,5	140	25	95	16	12	4
		EP2056302-M24	M 24	3	160	30	113	18	14,5	4
		EP2056302-M27	M 27	3	160	30	97	20	16	4
		EP2056302-M30	M 30	3,5	180	35	115	22	18	4
		EP2056302-M36	M 36	4	200	40	131	28	22	4
		EP2056302-M42	M 42	4,5	200	45	102	32	24	5
		EP2056302-M48	M 48	5	250	50	147	36	29	5
		EP2056302-M56	M 56	5,5	250	55	120	40	32	5
		EP2056302-M64	M 64	6	315	60	178	50	39	6
			EP2056305-M12	M 12	1,75	110	16	83	9	7
		EP2056305-M14	M 14	2	110	20	81	11	9	4
		EP2056305-M16	M 16	2	110	20	68	12	9	4
		EP2056305-M18	M 18	2,5	125	25	81	14	11	4
		EP2056305-M20	M 20	2,5	140	25	95	16	12	4
		EP2056305-M24	M 24	3	160	30	113	18	14,5	4

B4

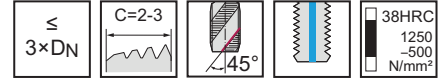
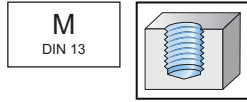
HSS-E-PM 机床用丝锥

mm

Paradur® Eco Plus



- 用于长切屑材料



	P	M	K	N	S	H	O
THL	●	●	●	●			

~DIN 371		订货号	D _N	P mm	l ₁ mm	L _c mm	l ₃ mm	d ₁ h9 mm	□	l ₉ mm	N
		EP2051312-M4	M 4	0,7	63	7	14,8	4,5	3,4	6	3
		EP2051312-M5	M 5	0,8	70	8	20,7	6	4,9	8	3
		EP2051312-M6	M 6	1	80	10	25	6	4,9	8	3
		EP2051312-M8	M 8	1,25	90	12	35	8	6,2	9	3
		EP2051312-M10	M 10	1,5	100	15	39	10	8	11	3
		EP2056312-M12	M 12	1,75	110	16	83	9	7	10	4
		EP2056312-M16	M 16	2	110	20	68	12	9	12	4
		EP2056312-M20	M 20	2,5	140	25	95	16	12	15	4
		EP2056312-M24	M 24	3	160	30	113	18	14,5	17	4

B4

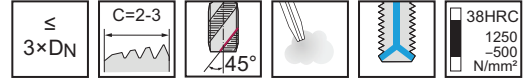
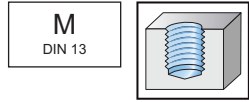
HSS-E-PM 机床用丝锥

mm

Paradur® Eco Plus



- 用于长切屑材料



	P	M	K	N	S	H	O
THL	●	●	●	●			

DIN 371		订货号	D _N	P mm	l ₁ mm	L _c mm	l ₃ mm	d ₁ h9 mm	□	l ₉ mm	N
		EP2051342-M8	M 8	1,25	90	12	35	8	6,2	9	3
		EP2051342-M10	M 10	1,5	100	15	39	10	8	11	3
		EP2056342-M12	M 12	1,75	110	16	83	9	7	10	4
		EP2056342-M16	M 16	2	110	20	68	12	9	12	4

B4

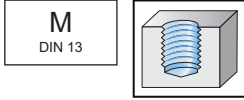
HSS-E-PM 机床用丝锥

mm

Paradur® Eco Plus



- 用于长切屑材料



	P	M	K	N	S	H	O
THL	●	●	●	●			

~DIN 371		订货号	D _N	P mm	l ₁ mm	L _c mm	l ₃ mm	d ₁ h9 mm	□	l _g mm	N
		EP2051382-M3	M 3	0,5	56	6	11	3,5	2,7	6	3
		EP2051382-M4	M 4	0,7	63	7	14,8	4,5	3,4	6	3
		EP2051382-M5	M 5	0,8	70	8	20,7	6	4,9	8	3
		EP2051382-M6	M 6	1	80	10	25	6	4,9	8	3
		EP2051382-M8	M 8	1,25	90	12	35	8	6,2	9	3
		EP2051382-M10	M 10	1,5	100	15	39	10	8	11	3
		EP2056382-M12	M 12	1,75	110	16	83	9	7	10	4
		EP2056382-M14	M 14	2	110	20	81	11	9	12	4
		EP2056382-M16	M 16	2	110	20	68	12	9	12	4
		EP2056382-M18	M 18	2,5	125	25	81	14	11	14	4
		EP2056382-M20	M 20	2,5	140	25	95	16	12	15	4

B4

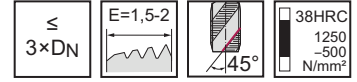
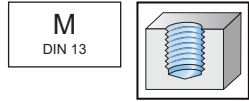
HSS-E-PM 机床用丝锥

mm

Paradur® Eco Plus



- 用于长切屑材料



	P	M	K	N	S	H	O
THL	●	●	●	●			

~DIN 371		订货号	D _N	P mm	l ₁ mm	L _c mm	l ₃ mm	d ₁ h9 mm	□	l ₉ mm	N
		EP2051362-M4	M 4	0,7	63	7	14,8	4,5	3,4	6	3
		EP2051362-M5	M 5	0,8	70	8	20,7	6	4,9	8	3
		EP2051362-M6	M 6	1	80	10	25	6	4,9	8	3
		EP2051362-M8	M 8	1,25	90	12	35	8	6,2	9	4
		EP2051362-M10	M 10	1,5	100	15	39	10	8	11	4
		EP2056362-M12	M 12	1,75	110	16	83	9	7	10	4
		EP2056362-M16	M 16	2	110	20	68	12	9	12	4
		EP2056362-M20	M 20	2,5	140	25	95	16	12	15	4
		EP2056362-M24	M 24	3	160	30	113	18	14,5	17	5

B4

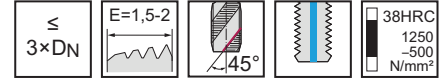
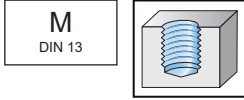
HSS-E-PM 机床用丝锥

mm

Paradur® Eco Plus



- 用于长切屑材料



	P	M	K	N	S	H	O
THL	●	●	●	●			

~DIN 371		订货号	D _N	P mm	l ₁ mm	L _c mm	l ₃ mm	d ₁ h9 mm	□	l ₉ mm	N
		EP2051352-M4	M 4	0,7	63	7	14,8	4,5	3,4	6	3
		EP2051352-M5	M 5	0,8	70	8	20,7	6	4,9	8	3
		EP2051352-M6	M 6	1	80	10	25	6	4,9	8	3
		EP2051352-M8	M 8	1,25	90	12	35	8	6,2	9	4
		EP2051352-M10	M 10	1,5	100	15	39	10	8	11	4
		EP2056352-M12	M 12	1,75	110	16	83	9	7	10	4
		EP2056352-M16	M 16	2	110	20	68	12	9	12	4
		EP2056352-M20	M 20	2,5	140	25	95	16	12	15	4

B4

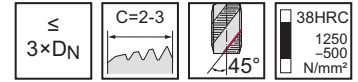
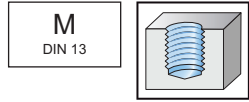
HSS-E-PM 机床用丝锥

mm

Paradur® Eco Plus



- 用于长切屑材料



	P	M	K	N	S	H	O
THL EP2053302	●	●	●	●			
TIN EP2053305	●	●	●	●			

~DIN 371	订货号	D _N	P mm	l ₁ mm	L _c mm	l ₃ mm	d ₁ h9 mm	□	l _g mm	N	
	EP2053302-M2	M 2	0,4	45	4	7,6	2,8	2,1	5	3	
	EP2053302-M2.5	M 2.5	0,45	50	4	9,3	2,8	2,1	5	3	
	EP2053302-M3	M 3	0,5	56	6	11	3,5	2,7	6	3	
	EP2053302-M4	M 4	0,7	63	7	14,8	4,5	3,4	6	3	
	EP2053302-M5	M 5	0,8	70	8	20,7	6	4,9	8	3	
	EP2053302-M6	M 6	1	80	10	25	6	4,9	8	3	
	EP2053302-M8	M 8	1,25	90	12	35	8	6,2	9	3	
	EP2053302-M10	M 10	1,5	100	15	39	10	8	11	3	
		EP2053305-M2	M 2	0,4	45	4	7,6	2,8	2,1	5	3
		EP2053305-M2.5	M 2.5	0,45	50	4	9,3	2,8	2,1	5	3
EP2053305-M3		M 3	0,5	56	6	11	3,5	2,7	6	3	
EP2053305-M4		M 4	0,7	63	7	14,8	4,5	3,4	6	3	
EP2053305-M5		M 5	0,8	70	8	20,7	6	4,9	8	3	
EP2053305-M6		M 6	1	80	10	25	6	4,9	8	3	
EP2053305-M8		M 8	1,25	90	12	35	8	6,2	9	3	
EP2053305-M10		M 10	1,5	100	15	39	10	8	11	3	

≤ M 2.5 : 无背锥

B4

HSS-E-PM 机床用丝锥

mm

Paradur® Eco Plus



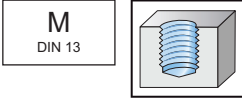
- 用于长切屑材料

$\leq 3 \times D_N$

$C=2-3$

$\angle 45^\circ$

38HRC
1250-500
N/mm²



	P	M	K	N	S	H	O
THL EP2058302	●	●	●	●			
TIN EP2058305	●	●	●	●			

DIN 376		DN	P mm	l ₁ mm	L _c mm	l ₃ mm	d ₁ h9 mm	□	l _g mm	N
	订货号									
	EP2058302-M12	M 12	1,75	110	16	83	9	7	10	4
	EP2058302-M14	M 14	2	110	20	81	11	9	12	4
	EP2058302-M16	M 16	2	110	20	68	12	9	12	4
	EP2058305-M12	M 12	1,75	110	16	83	9	7	10	4
	EP2058305-M14	M 14	2	110	20	81	11	9	12	4
EP2058305-M16	M 16	2	110	20	68	12	9	12	4	

B4

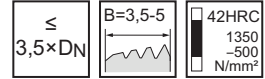
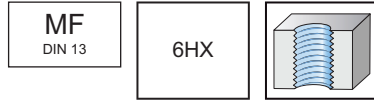
HSS-E-PM 机床用丝锥

mm

Prototex® Eco Plus



- 用于长切屑材料



	P	M	K	N	S	H	O
THL	●	●	●	●			

DIN 374		订货号	D _N	P mm	l ₁ mm	L _c mm	l ₃ mm	d ₁ h9 mm	□	l ₉ mm	N	
		EP2126302-M6X0.75	MF 6x0.75	0,75	80	15	59	4,5	3,4	6	3	
		EP2126302-M8X1	MF 8x1	1	90	18	67	6	4,9	8	3	
		EP2126302-M10X1	MF 10x1	1	90	20	67	7	5,5	8	3	
		EP2126302-M10X1.25	MF 10x1.25	MF 10x1.25	1,25	100	20	77	7	5,5	8	3
		EP2126302-M12X1	MF 12x1	MF 12x1	1	100	21	73	9	7	10	4
		EP2126302-M12X1.25	MF 12x1.25	MF 12x1.25	1,25	100	21	73	9	7	10	4
		EP2126302-M12X1.5	MF 12x1.5	MF 12x1.5	1,5	100	21	73	9	7	10	4
		EP2126302-M14X1.5	MF 14x1.5	MF 14x1.5	1,5	100	21	71	11	9	12	4
		EP2126302-M16X1.5	MF 16x1.5	MF 16x1.5	1,5	100	21	58	12	9	12	4
		EP2126302-M18X1.5	MF 18x1.5	MF 18x1.5	1,5	110	24	66	14	11	14	4
		EP2126302-M20X1.5	MF 20x1.5	MF 20x1.5	1,5	125	24	80	16	12	15	4
		EP2126302-M22X1.5	MF 22x1.5	MF 22x1.5	1,5	125	24	78	18	14,5	17	4

B4

HSS-E-PM 机床用丝锥

mm

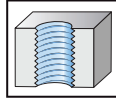
Prototex® Eco Plus



- 用于长切屑材料

MF
DIN 13

6HX



$\leq 3,5 \times DN$

$B=3,5-5$

42HRC
1350
-500
N/mm²

	P	M	K	N	S	H	O
THL	●	●	●	●			

DIN 374		订货号	D _N	P mm	l ₁ mm	L _c mm	l ₃ mm	d ₁ h9 mm	□	l _g mm	N
		EP2126342-M8X1	MF 8x1	1	90	18	67	6	4,9	5	3
		EP2126342-M10X1	MF 10x1	1	90	20	67	7	5,5	8	3
		EP2126342-M10X1.25	MF 10x1.25	1,25	100	20	77	7	5,5	8	3
		EP2126342-M12X1	MF 12x1	1	100	21	73	9	7	10	4
		EP2126342-M12X1.25	MF 12x1.25	1,25	100	21	73	9	7	10	4
		EP2126342-M12X1.5	MF 12x1.5	1,5	100	21	73	9	7	10	4
		EP2126342-M14X1.5	MF 14x1.5	1,5	100	21	71	11	9	12	4
		EP2126342-M16X1.5	MF 16x1.5	1,5	100	21	58	12	9	12	4
		EP2126342-M18X1.5	MF 18x1.5	1,5	110	24	66	14	11	14	4
		EP2126342-M20X1.5	MF 20x1.5	1,5	125	24	80	16	12	12	4

B4

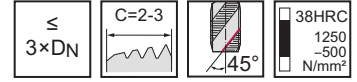
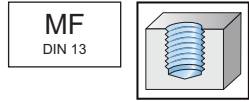
HSS-E-PM 机床用丝锥

mm

Paradur® Eco Plus



- 用于长切屑材料



	P	M	K	N	S	H	O
THL	●	●	●	●			

DIN 374	订货号	D _N	P mm	l ₁ mm	L _c mm	l ₃ mm	d ₁ h9 mm	□	l ₉ mm	N
	EP2156302-M6X0.75	MF 6x0.75	0,75	80	10	59	4,5	3,4	6	3
	EP2156302-M8X1	MF 8x1	1	90	12	67	6	4,9	8	3
	EP2156302-M10X1	MF 10x1	1	90	12	67	7	5,5	8	3
	EP2156302-M10X1.25	MF 10x1.25	1,25	100	15	77	7	5,5	8	3
	EP2156302-M12X1	MF 12x1	1	100	13	73	9	7	10	4
	EP2156302-M12X1.25	MF 12x1.25	1,25	100	13	73	9	7	10	4
	EP2156302-M12X1.5	MF 12x1.5	1,5	100	13	73	9	7	10	4
	EP2156302-M14X1.25	MF 14x1.25	1,25	100	15	71	11	9	12	4
	EP2156302-M14X1.5	MF 14x1.5	1,5	100	15	71	11	9	12	4
	EP2156302-M16X1.5	MF 16x1.5	1,5	100	15	58	12	9	12	4
	EP2156302-M18X1.5	MF 18x1.5	1,5	110	17	66	14	11	14	4
	EP2156302-M20X1.5	MF 20x1.5	1,5	125	17	80	16	12	15	4
	EP2156302-M22X1.5	MF 22x1.5	1,5	125	18	78	18	14,5	17	4

B4

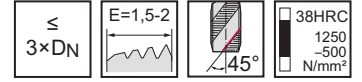
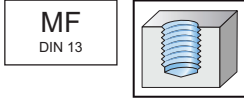
HSS-E-PM 机床用丝锥

mm

Paradur® Eco Plus



- 用于长切屑材料



	P	M	K	N	S	H	O
THL	●●	●●	●●	●●			

DIN 374		订货号	D _N	P mm	l ₁ mm	L _c mm	l ₃ mm	d ₁ h9 mm	□	l _g mm	N
		EP2156362-M8X1	MF 8x1	1	90	12	67	6	4,9	8	4
		EP2156362-M10X1	MF 10x1	1	90	12	67	7	5,5	8	4
		EP2156362-M12X1.5	MF 12x1.5	1,5	100	13	73	9	7	10	4
		EP2156362-M14X1.5	MF 14x1.5	1,5	100	15	71	11	9	12	4

B4

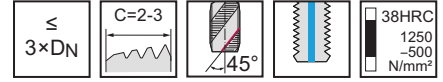
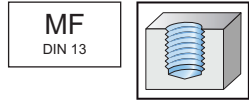
HSS-E-PM 机床用丝锥

mm

Paradur® Eco Plus



- 用于长切屑材料



	P	M	K	N	S	H	O
THL	●	●	●	●			

DIN 374	订货号	D _N	P mm	l ₁ mm	L _c mm	l ₃ mm	d ₁ h9 mm	□	l ₉ mm	N
	EP2156312-M8X1	MF 8x1	1	90	12	67	6	4,9	8	3
	EP2156312-M10X1	MF 10x1	1	90	12	67	7	5,5	8	3
	EP2156312-M10X1.25	MF 10x1.25	1,25	100	15	77	7	5,5	8	3
	EP2156312-M12X1	MF 12x1	1	100	13	73	9	7	10	4
	EP2156312-M12X1.25	MF 12x1.25	1,25	100	13	73	9	7	10	4
	EP2156312-M12X1.5	MF 12x1.5	1,5	100	13	73	9	7	10	4
	EP2156312-M14X1.5	MF 14x1.5	1,5	100	15	71	11	9	12	4
	EP2156312-M16X1.5	MF 16x1.5	1,5	100	15	58	12	9	12	4
	EP2156312-M18X1.5	MF 18x1.5	1,5	110	17	66	14	11	14	4
	EP2156312-M20X1.5	MF 20x1.5	1,5	125	17	80	16	12	15	4

B4

HSS-E-PM 机床用丝锥

mm

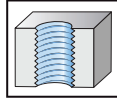
Prototex® Eco Plus



- 用于长切屑材料

UNC
ASME B1.1

2B



$\leq 3,5 \times DN$

$B=3,5-5$

42HRC
1350
-500
N/mm²

	P	M	K	N	S	H	O
THL	●	●	●	●			

DIN 2184-1		订货号	D _N -P	D _N mm	l ₁ mm	L _c mm	l ₃ mm	d ₁ h ₉ mm	□	l _g mm	N
		EP2221302-UNC2	UNC #2-56	2,184	45	7	12	2,8	2,1	5	3
		EP2221302-UNC4	UNC #4-40	2,845	56	9	18	3,5	2,7	6	3
		EP2221302-UNC6	UNC #6-32	3,505	56	11	20	4	3	6	3
		EP2221302-UNC8	UNC #8-32	4,166	63	12	21	4,5	3,4	6	3
		EP2221302-UNC10	UNC #10-24	4,826	70	13	25	6	4,9	8	3
		EP2221302-UNC1/4	UNC 1/4-20	6,35	80	15	30	7	5,5	8	3
		EP2226302-UNC5/16	UNC 5/16-18	7,938	90	18	67	6	4,9	8	3
		EP2226302-UNC3/8	UNC 3/8-16	9,525	100	20	77	7	5,5	8	3
		EP2226302-UNC1/2	UNC 1/2-13	12,7	110	23	83	9	7	10	4
		EP2226302-UNC5/8	UNC 5/8-11	15,875	110	25	68	12	9	12	4

B4

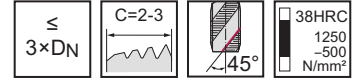
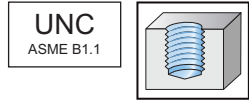
HSS-E-PM 机床用丝锥

mm

Paradur® Eco Plus



- 用于长切屑材料



	P	M	K	N	S	H	O
THL	●	●	●	●			

~DIN 2184-1	订货号	D _N -P	D _N mm	l ₁ mm	L _c mm	l ₃ mm	d ₁ h9 mm	□	l _g mm	N
	EP2251302-UNC2	UNC #2-56	2,184	45	4	8,4	2,8	2,1	5	3
	EP2251302-UNC4	UNC #4-40	2,845	56	6	11	3,5	2,7	6	3
	EP2251302-UNC6	UNC #6-32	3,505	56	6,5	13,7	4	3	6	3
	EP2251302-UNC8	UNC #8-32	4,166	63	7	17,8	4,5	3,4	6	3
	EP2251302-UNC10	UNC #10-24	4,826	70	8	20,7	6	4,9	8	3
	EP2251302-UNC1/4	UNC 1/4-20	6,35	80	10	27,3	7	5,5	8	3
	EP2256302-UNC5/16	UNC 5/16-18	7,938	90	12	67	6	4,9	8	3
	EP2256302-UNC3/8	UNC 3/8-16	9,525	100	15	77	7	5,5	8	3
	EP2256302-UNC1/2	UNC 1/2-13	12,7	110	18	83	9	7	10	4
	EP2256302-UNC5/8	UNC 5/8-11	15,875	110	20	68	12	9	12	4

UNC 2 : 无背锥

B4

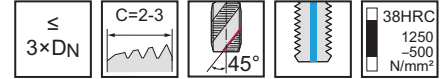
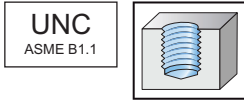
HSS-E-PM 机床用丝锥

mm

Paradur® Eco Plus



- 用于长切屑材料



	P	M	K	N	S	H	O
THL	●	●	●	●			

~DIN 2184-1		订货号	D _N -P	D _N mm	l ₁ mm	L _c mm	l ₃ mm	d ₁ h9 mm	□	l _g mm	N
		EP2251312-UNC1/4	UNC 1/4-20	6,35	80	10	27,3	7	5,5	8	3
		EP2256312-UNC5/16	UNC 5/16-18	7,938	90	12	67	6	4,9	8	3
		EP2256312-UNC3/8	UNC 3/8-16	9,525	100	15	77	7	5,5	8	3
		EP2256312-UNC1/2	UNC 1/2-13	12,7	110	18	83	9	7	10	4
		EP2256312-UNC5/8	UNC 5/8-11	15,875	110	20	68	12	9	12	4
		EP2256312-UNC3/4	UNC 3/4-10	19,05	125	25	81	14	11	14	4

B4

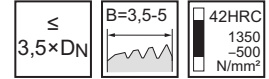
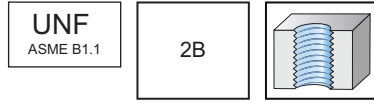
HSS-E-PM 机床用丝锥

mm

Prototex® Eco Plus



- 用于长切屑材料



	P	M	K	N	S	H	O
THL	●	●	●	●			

DIN 2184-1		订货号	D _N -P	D _N mm	l ₁ mm	L _c mm	l ₃ mm	d ₁ h9 mm	□	l _g mm	N
		EP2321302-UNF4	UNF #4-48	2,845	56	9	18	3,5	2,7	6	3
		EP2321302-UNF6	UNF #6-40	3,505	56	11	20	4	3	6	3
		EP2321302-UNF8	UNF #8-36	4,166	63	12	21	4,5	3,4	6	3
		EP2321302-UNF10	UNF #10-32	4,826	70	13	25	6	4,9	8	3
		EP2321302-UNF1/4	UNF 1/4-28	6,35	80	15	30	7	5,5	8	3
		EP2326302-UNF5/16	UNF 5/16-24	7,938	90	18	67	6	4,9	8	3
		EP2326302-UNF3/8	UNF 3/8-24	9,525	100	20	77	7	5,5	8	3
		EP2326302-UNF1/2	UNF 1/2-20	12,7	100	21	73	9	7	10	4
		EP2326302-UNF5/8	UNF 5/8-18	15,875	100	21	58	12	9	12	4

B4

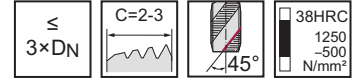
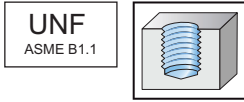
HSS-E-PM 机床用丝锥

mm

Paradur® Eco Plus



- 用于长切屑材料



	P	M	K	N	S	H	O
THL	●	●	●	●			

~DIN 2184-1		订货号	D _N -P	D _N mm	l ₁ mm	L _c mm	l ₃ mm	d ₁ h ₉ mm	□	l ₉ mm	N
		EP2351302-UNF4	UNF #4-48	2,845	56	6	11	3,5	2,7	6	3
		EP2351302-UNF6	UNF #6-40	3,505	56	6,5	13,1	4	3	6	3
		EP2351302-UNF8	UNF #8-36	4,166	63	7	17,4	4,5	3,4	6	3
		EP2351302-UNF10	UNF #10-32	4,826	70	8	20,7	6	4,9	8	3
		EP2351302-UNF1/4	UNF 1/4-28	6,35	80	10	25,9	7	5,5	8	3
		EP2356302-UNF5/16	UNF 5/16-24	7,938	90	12	67	6	4,9	8	3
		EP2356302-UNF3/8	UNF 3/8-24	9,525	100	15	77	7	5,5	8	3
		EP2356302-UNF1/2	UNF 1/2-20	12,7	100	13	73	9	7	10	4
		EP2356302-UNF5/8	UNF 5/8-18	15,875	100	15	58	12	9	12	4

B4

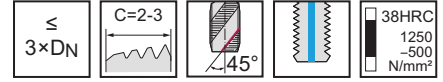
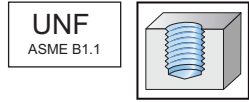
HSS-E-PM 机床用丝锥

mm

Paradur® Eco Plus



- 用于长切屑材料



	P	M	K	N	S	H	O
THL	●	●	●	●			

~DIN 2184-1		订货号	D _N -P	D _N mm	l ₁ mm	L _c mm	l ₃ mm	d ₁ h9 mm	□	l _g mm	N
		EP2351312-UNF1/4	UNF 1/4-28	6,35	80	10	25,9	7	5,5	8	3
		EP2356312-UNF5/16	UNF 5/16-24	7,938	90	12	67	6	4,9	8	3
		EP2356312-UNF3/8	UNF 3/8-24	9,525	100	15	77	7	5,5	8	3
		EP2356312-UNF1/2	UNF 1/2-20	12,7	100	13	73	9	7	10	4
		EP2356312-UNF5/8	UNF 5/8-18	15,875	100	15	58	12	9	12	4

B4

HSS-E-PM 机床用丝锥

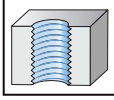
mm

Prototex® Eco Plus



- 用于长切屑材料

G (BSP)
DIN EN ISO 228



≤
3,5×DN

B=3,5-5

42HRC
1350
-500
N/mm²

	P	M	K	N	S	H	O
THL	●●	●●	●●	●●			

DIN 5156		订货号	D _N -P	D _N mm	每英寸 牙数	l ₁ mm	L _c mm	l ₃ mm	d ₁ h9 mm	□	l _g mm	N
		EP2426302-G1/8	G 1/8-28	9,728	28	90	20	67	7	5,5	8	3
		EP2426302-G1/4	G 1/4-19	13,157	19	100	21	71	11	9	12	4
		EP2426302-G3/8	G 3/8-19	16,662	19	100	21	58	12	9	12	4
		EP2426302-G1/2	G 1/2-14	20,955	14	125	24	80	16	12	15	4
		EP2426302-G5/8	G 5/8-14	22,911	14	125	24	78	18	14,5	17	4
		EP2426302-G3/4	G 3/4-14	26,441	14	140	26	77	20	16	19	5
		EP2426302-G1	G 1"-11	33,249	11	160	28	93	25	20	23	5

B4

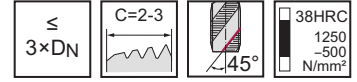
HSS-E-PM 机床用丝锥

mm

Paradur® Eco Plus



- 用于长切屑材料



	P	M	K	N	S	H	O
THL	●	●	●	●			

DIN 5156		订货号	D _N -P	D _N mm	每英寸 牙数	l ₁ mm	L _c mm	l ₃ mm	d ₁ h9 mm	□	l _g mm	N
		EP2456302-G1/8	G 1/8-28	9,728	28	90	12	67	7	5,5	8	3
		EP2456302-G1/4	G 1/4-19	13,157	19	100	15	71	11	9	12	4
		EP2456302-G3/8	G 3/8-19	16,662	19	100	15	58	12	9	12	4
		EP2456302-G1/2	G 1/2-14	20,955	14	125	18	80	16	12	15	4
		EP2456302-G5/8	G 5/8-14	22,911	14	125	18	78	18	14,5	17	4
		EP2456302-G3/4	G 3/4-14	26,441	14	140	20	77	20	16	19	5
		EP2456302-G1	G 1"-11	33,249	11	160	22	93	25	20	23	5

B4

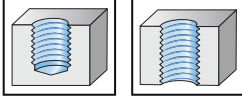
优质高速钢机用挤压丝锥

TC440 Supreme



- 用于长切屑材料
- 加工不锈钢时可以使用乳化液

MF
DIN 13



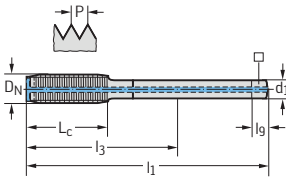
$\leq 3,5 \times D_N$

$C=2-3$

32HRC
1000
-200
N/mm²


	P	M	K	N	S	H	O
WY80AD	●	●●	●	●	●		

DIN 2174



订货号	D _N	P mm	l ₁ mm	L _c mm	l ₃ mm	d ₁ h ₉ mm	□	l _g mm	N	WY80AD
TC440-M8X1-L2-	MF 8x1	1	90	12	67	6	4,9	8	5	☞
TC440-M10X1-L2-	MF 10x1	1	90	12	67	7	5,5	8	5	☞
TC440-M12X1.5-L2-	MF 12x1.5	1,5	100	13	73	9	7	10	5	☞
TC440-M14X1.5-L2-	MF 14x1.5	1,5	100	15	58	11	9	12	6	☞
TC440-M16X1.5-L2-	MF 16x1.5	1,5	100	15	58	12	9	12	6	☞
★ TC440-M18X1.5-L2-	MF 18x1.5	1,5	110	17	66	14	11	14	6	☞

B5



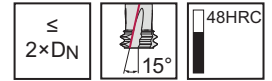
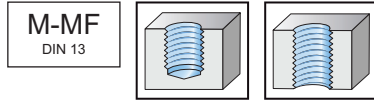
B6

整体硬质合金微型螺纹铣刀

TC630 Supreme



- 通用微型螺纹铣刀



	P	M	K	N	S	H	O
WB10TJ	●	●	●	●	●		●

刀具		订货号	D _N	P mm	D _c mm	L _c mm	l ₃ mm	l ₁ mm	l ₄ mm	d ₁ h6 mm	Z	WB10TJ
DIN 6535 HA		★ TC630-M1.6-A0D-	M 1.6	0,35	1,2	0,7	3,73	38	10	3	4	☒
		★ TC630-M1.8-A0D-	M 1.8	0,35	1,35	0,7	3,78	38	10	3	4	☒
		★ TC630-M2-A0D-	M 2	0,4	1,55	1,2	4,6	57	21	6	4	☒
		★ TC630-M2.2-A0D-	M 2.2	0,45	1,65	1,35	4,63	57	21	6	4	☒
		★ TC630-M2.5-A0D-	M 2.5	0,45	1,95	1,35	5,68	57	21	6	4	☒
		★ TC630-M3-A0D-	M 3	0,5	2,3	1,5	6,75	57	21	6	4	☒
		★ TC630-M3.5-A0D-	M 3.5	0,6	2,7	1,8	7,3	57	21	6	4	☒
		★ TC630-M4-A0D-	M 4	0,7	3,1	2,1	9,05	57	21	6	4	☒
		★ TC630-M4.5-A0D-	M 4.5	0,75	3,5	2,25	9,38	57	21	6	4	☒
		★ TC630-M5-A0D-	M 5	0,8	4	2,4	11,2	57	21	6	4	☒
		★ TC630-M6-A0D-	M 6	1	4,8	3	13,5	57	21	6	4	☒
		★ TC630-M8-A0D-	M 8	1,25	6,4	3,75	17,9	63	27	8	4	☒
★ TC630-M10-A0D-	M 10	1,5	8,2	4,5	22,3	72	32	10	5	☒		
★ TC630-M12-A0D-	M 12	1,75	9,75	5,25	26,7	72	32	10	5	☒		
DIN 6535 HA		★ TC630-M5-A1D-	M 5	0,8	4	2,4	11,2	57	21	6	4	☒
		★ TC630-M6-A1D-	M 6	1	4,8	3	13,5	57	21	6	4	☒
		★ TC630-M8-A1D-	M 8	1,25	6,4	3,75	17,9	63	27	8	4	☒
		★ TC630-M10-A1D-	M 10	1,5	8,2	4,5	22,3	72	32	10	5	☒
		★ TC630-M12-A1D-	M 12	1,75	9,75	5,25	26,7	72	32	10	5	☒

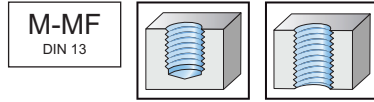
B6

整体硬质合金微型螺纹铣刀

TC630 Supreme



- 通用微型螺纹铣刀



	P	M	K	N	S	H	O
WB10TJ	●	●	●	●	●		●

刀具

	订货号	D _N	P mm	D _C mm	L _C mm	l ₃ mm	l ₁ mm	l ₄ mm	d ₁ h6 mm	Z	WB10TJ
DIN 6535 HA 	★ TC630-M1.6-A0F-	M 1.6	0,35	1,2	0,7	5,33	38	10	3	4	✘
	★ TC630-M1.8-A0F-	M 1.8	0,35	1,35	0,7	5,58	38	10	3	4	✘
	★ TC630-M2-A0F-	M 2	0,4	1,55	1,2	6,6	57	21	6	4	✘
	★ TC630-M2.2-A0F-	M 2.2	0,45	1,65	1,35	6,83	57	21	6	4	✘
	★ TC630-M2.5-A0F-	M 2.5	0,45	1,95	1,35	8,18	57	21	6	4	✘
	★ TC630-M3-A0F-	M 3	0,5	2,3	1,5	9,75	57	21	6	4	✘
	★ TC630-M3.5-A0F-	M 3.5	0,6	2,7	1,8	10,8	57	21	6	4	✘
	★ TC630-M4-A0F-	M 4	0,7	3,1	2,1	13,05	57	21	6	4	✘
	★ TC630-M4.5-A0F-	M 4.5	0,75	3,5	2,25	13,88	57	21	6	4	✘
	★ TC630-M5-A0F-	M 5	0,8	4	2,4	16,2	57	21	6	4	✘
	★ TC630-M6-A0F-	M 6	1	4,8	3	19,5	57	22	6	4	✘
	★ TC630-M8-A0F-	M 8	1,25	6,4	3,75	25,88	63	29	8	4	✘
DIN 6535 HA 	★ TC630-M5-A1F-	M 5	0,8	4	2,4	16,2	57	21	6	4	✘
	★ TC630-M6-A1F-	M 6	1	4,8	3	19,5	57	22	6	4	✘
	★ TC630-M8-A1F-	M 8	1,25	6,4	3,75	25,88	63	29	8	4	✘

B6

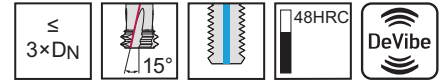
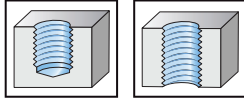
整体硬质合金微型螺纹铣刀

TC630 Supreme



- 通用微型螺纹铣刀
- 凭借瓦尔特 DeVibe 技术实现最佳运行平稳性

M-MF
DIN 13



	P	M	K	N	S	H	O
WB10TJ	●	●	●	●	●		●

刀具

	订货号	D _N	P mm	D _c mm	L _c mm	l ₃ mm	l ₁ mm	l ₄ mm	d ₁ h6 mm	Z	WB10TJ
DIN 6535 HA 	★ TC630-M8-A5F-	M 8	1,25	6,4	3,75	25,88	63	29	8	4	✘
	★ TC630-M10-A5F-	M 10	1,5	8,2	4,5	30,75	72	34	10	5	✘
	★ TC630-M12-A5F-	M 12	1,75	9,75	5,25	36,88	80	40	10	5	✘
	★ TC630-M14-A5F-	M 14	2	11,4	6	43	92	47	12	5	✘
	★ TC630-M16-A5F-	M 16	2	13,3	6	49	102	54	16	6	✘
	★ TC630-M18-A5F-	M 18	2,5	14,75	7,5	55,25	108	60	16	6	✘

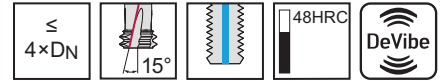
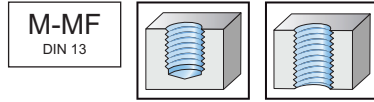
B6

整体硬质合金微型螺纹铣刀

TC630 Supreme



- 通用微型螺纹铣刀
- 凭借瓦尔特 DeVibe 技术实现最佳运行平稳性



	P	M	K	N	S	H	O
WB10TJ	●	●	●	●	●		●

刀具

DIN 6535 HA	订货号	D _N	P mm	D _c mm	L _c mm	l ₃ mm	l ₁ mm	l ₄ mm	d ₁ h8 mm	Z	WB10TJ
	★ TC630-M8-A5H-	M 8	1,25	6,4	3,75	32,63	72	36	8	4	✘
	★ TC630-M10-A5H-	M 10	1,5	8,2	4,5	40,75	85	45	10	5	✘
	★ TC630-M12-A5H-	M 12	1,75	9,75	5,25	48,88	92	52	10	5	✘
	★ TC630-M16-A5H-	M 16	2	13,3	6	65	115	70	16	6	✘

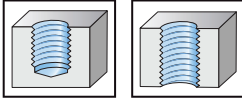
整体硬质合金微型螺纹铣刀

TC630 Supreme



- 通用微型螺纹铣刀

MF
DIN 13



	P	M	K	N	S	H	O
WB10TJ	●	●	●	●	●		●

刀具

	订货号	D _N	P mm	D _c mm	L _c mm	l ₃ mm	l ₁ mm	l ₄ mm	d ₁ h6 mm	Z	WB10TJ
DIN 6535 HA 	★ TC630-M5X0.5-A0E-	M5X0.5	0,5	4,3	1,5	12,75	57	21	6	4	✘
	★ TC630-M6X0.75-A0E-	M 6X0.75	0,75	5	2,25	15,38	57	21	6	4	✘
	★ TC630-M10X1-A0E-	M 10X1	1	8,55	3	25,5	72	32	10	5	✘
	★ TC630-M10X1.25A0E-	M 10X1.2	1,25	8,35	3,75	25,63	72	32	10	5	✘
	★ TC630-M14X1-A0E-	M 14X1	1	12	3	35,5	83	38	12	5	✘
	★ TC630-M14X1.5-A0E-	M 14X1.5	1,5	11,9	4,5	35,75	83	38	12	5	✘

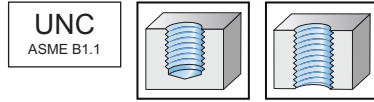
B6

整体硬质合金微型螺纹铣刀

TC630 Supreme



- 通用微型螺纹铣刀



	P	M	K	N	S	H	O
WB10TJ	●	●	●	●	●		●

刀具

	订货号	D _N -P	每英寸 牙数	D _c mm	L _c mm	l ₃ mm	l ₁ mm	l ₄ mm	d ₁ h6 mm	Z	WB10TJ
DIN 6535 HA 	★ TC630-UNC1-A0D-	UNC #1-64	64	1,4	0,79	3,91	38	10	3	4	✘
	★ TC630-UNC2-A0D-	UNC #2-56	56	1,6	1,36	4,59	57	21	6	4	✘
	★ TC630-UNC4-A0D-	UNC #4-40	40	2,1	1,91	6,7	57	21	6	4	✘
	★ TC630-UNC6-A0D-	UNC #6-32	32	2,6	2,38	8,3	57	21	6	4	✘
	★ TC630-UNC8-A0D-	UNC #8-32	32	3,25	2,38	8,73	57	21	6	4	✘
	★ TC630-UNC10-A0D-	UNC #10-24	24	3,55	3,18	11,3	57	21	6	4	✘
DIN 6535 HA 	★ TC630-UNC1/4-A1D-	UNC 1/4-20	20	4,85	3,81	14,7	57	21	6	4	✘
	★ TC630-UNC5/16-A1D-	UNC 5/16-18	18	6,2	4,23	18,1	63	27	8	4	✘

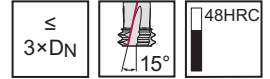
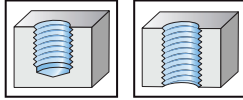
整体硬质合金微型螺纹铣刀

TC630 Supreme



- 通用微型螺纹铣刀

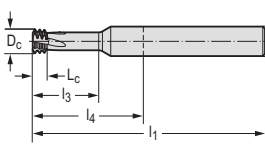
UNC
ASME B1.1



	P	M	K	N	S	H	O
WB10TJ	●	●	●	●	●		●

刀具

DIN 6535 HA



订货号	D _N -P	每英寸 牙数	D _c mm	L _c mm	l ₃ mm	l ₁ mm	l ₄ mm	d ₁ h6 mm	Z	WB10TJ
★ TC630-UNC1-A0F-	UNC #1-64	64	1,4	0,79	5,76	38	10	3	4	✘
★ TC630-UNC2-A0F-	UNC #2-56	56	1,6	1,36	7,25	57	21	6	4	✘
★ TC630-UNC3-A0F-	UNC #3-48	48	1,85	1,59	7,81	57	21	6	4	✘
★ TC630-UNC4-A0F-	UNC #4-40	40	2,1	1,91	9,5	57	21	6	4	✘
★ TC630-UNC6-A0F-	UNC #6-32	32	2,6	2,38	11,75	57	21	6	4	✘
★ TC630-UNC8-A0F-	UNC #8-32	32	3,25	2,38	13,7	57	21	6	4	✘
★ TC630-UNC10-A0F-	UNC #10-24	24	3,55	3,18	16,1	57	21	6	4	✘
★ TC630-UNC1/4-A0F-	UNC 1/4-20	20	4,85	3,81	21	57	24	6	4	✘
★ TC630-UNC5/16-A0F-	UNC 5/16-18	18	6,2	4,23	25,95	63	29	8	4	✘

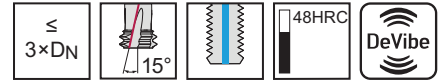
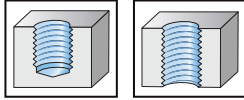
整体硬质合金微型螺纹铣刀

TC630 Supreme



- 通用微型螺纹铣刀
- 凭借瓦尔特 DeVibe 技术实现最佳运行平稳性

UNC
ASME B1.1



	P	M	K	N	S	H	O
WB10TJ	●	●	●	●	●		●

刀具

DIN 6535 HA	订货号	D _N -P	每英寸 牙数	D _c mm	L _c mm	l ₃ mm	l ₁ mm	l ₄ mm	d ₁ h6 mm	Z	WB10TJ
	★ TC630-UNC5/16-A5F-	UNC 5/16-18	18	6,2	4,23	25,95	63	29	8	4	✘
	★ TC630-UNC3/8-A5F-	UNC 3/8-16	16	7,55	4,76	29,37	68	32	8	5	✘
	★ TC630-UNC1/2-A5F-	UNC 1/2-13	13	10,25	5,86	39,08	89	44	12	5	✘
	★ TC630-UNC5/8-A5F-	UNC 5/8-11	11	12,9	6,93	48,78	103	55	16	5	✘
	★ TC630-UNC3/4-A5F-	UNC 3/4-10	10	15,7	7,62	58,42	110	62	16	6	✘

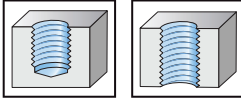
整体硬质合金微型螺纹铣刀

TC630 Supreme



- 通用微型螺纹铣刀

UNF
ASME B1.1



	P	M	K	N	S	H	O
WB10TJ	●	●	●	●	●		●

刀具

	订货号	D _N -P	每英寸 牙数	D _c mm	L _c mm	l ₃ mm	l ₁ mm	l ₄ mm	d ₁ h6 mm	Z	WB10TJ
DIN 6535 HA 	★ TC630-UNF10-A0D-	UNF #10-32	32	3,85	2,38	10,9	57	21	6	4	✘
DIN 6535 HA 	★ TC630-UNF1/4-A1D-	UNF 1/4-28	28	5,25	2,72	14,1	57	21	6	4	✘
	★ TC630-UNF5/16-A1D-	UNF 5/16-24	24	6,55	3,18	17,5	63	27	8	4	✘
	★ TC630-UNF3/8-A1D-	UNF 3/8-24	24	8	3,18	20,7	63	27	8	5	✘

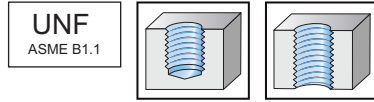
B6

整体硬质合金微型螺纹铣刀

TC630 Supreme



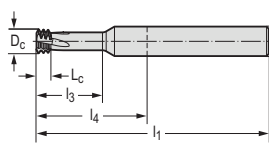
- 通用微型螺纹铣刀



	P	M	K	N	S	H	O
WB10TJ	●	●	●	●	●		●

刀具

DIN 6535 HA



订货号	D _N -P	每英寸 牙数	D _c mm	L _c mm	l ₃ mm	l ₁ mm	l ₄ mm	d ₁ h6 mm	Z	WB10TJ
★ TC630-UNF1-A0F-	UNF #1-72	72	1,4	0,71	5,74	38	10	3	4	✘
★ TC630-UNF5-A0F-	UNF #5-44	44	2,45	1,73	9,82	57	21	6	4	✘
★ TC630-UNF6-A0F-	UNF #6-40	40	2,75	1,91	11,5	57	21	6	4	✘
★ TC630-UNF8-A0F-	UNF #8-36	36	3,25	2,12	12,85	57	21	6	4	✘
★ TC630-UNF10-A0F-	UNF #10-32	32	3,85	2,38	15,7	57	21	6	4	✘
★ TC630-UNF1/4-A0F-	UNF 1/4-28	28	5,25	2,72	20,45	57	22	6	4	✘
★ TC630-UNF5/16-A0F-	UNF 5/16-24	24	6,55	3,18	25,4	63	28	8	4	✘

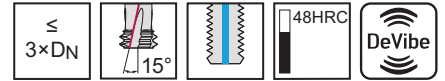
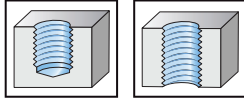
整体硬质合金微型螺纹铣刀

TC630 Supreme



- 通用微型螺纹铣刀
- 凭借瓦尔特 DeVibe 技术实现最佳运行平稳性

UNF
ASME B1.1



	P	M	K	N	S	H	O
WB10TJ	●	●	●	●	●		●

刀具

DIN 6535 HA	订货号	D _N -P	每英寸 牙数	D _c mm	L _c mm	l ₃ mm	l ₁ mm	l ₄ mm	d ₁ h6 mm	Z	WB10TJ
	★ TC630-UNF7/16-A5F-	UNF 7/16-20	20	9.4	3.81	33.98	77	37	10	5	☒
	★ TC630-UNF9/16-A5F-	UNF 9/16-18	18	12	4.23	43.57	91	46	12	5	☒
	★ TC630-UNF3/4-A5F-	UNF 3/4-16	16	16.6	4.76	57.95	110	62	18	6	☒

B6

整体硬质合金微型螺纹铣刀

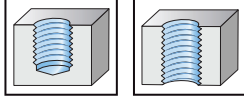
TC630 Supreme



- 航空和航天工业的加工专家
- 发动机部件的理想选择




STI-UNF
NASM 33537



	P	M	K	N	S	H	O
WB10RA	●	●●	●	●	●●		●

刀具

DIN 6535 HA	订货号	D _N -P	每英寸 牙数	D _c mm	L _c mm	l ₃ mm	l ₁ mm	l ₄ mm	d ₁ h6 mm	Z	WB10RA
	★ TC630-SUNF10-A0D-	STIUNF #10-32	32	4,85	2,38	12,12	57	21	6	4	✘
	★ TC630-SUNF1/4-A0D-	STIUNF 1/4-28	28	6,3	2,72	15,52	63	27	8	4	✘
	★ TC630-SUNF5/16A0D-	STIUNF 5/16-24	24	7,85	3,17	19,16	63	27	8	5	✘
	★ TC630-SUNF3/8-A0D-	STIUNF 3/8-24	24	9,35	3,17	22,33	72	32	10	5	✘



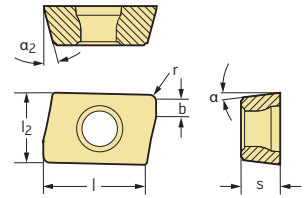
B6



带可转位刀片的铣刀 —— C2

用于铣削的可转位刀片	正型可转位刀片	186
	负型可转位刀片	201
	用于切向安装的可转位刀片	205
可转位刀片铣刀	高进给铣刀	208
	方肩铣刀	210
	仿形铣刀	234

菱形, 正型
ACGT / ACMT
Tiger-tec® Gold

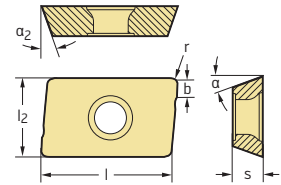


可转位刀片



订货号	公差等级	切削刃数量	l mm	l ₂ mm	s mm	r mm	α	α ₂	b mm	P					M			K				N		S												
										WC	WC	WC	WC	WC	WC	WC	WC	WC	WC	WC	WC	WC	WC	WC	WC	WC	WC	WC	WC							
ACGT060204R-G65	G	2	6.7	4.4	2.38	0.4	7°	15°	0.9	⊕	⊕	⊕	⊕	⊕	⊕	⊕	⊕	⊕	⊕	⊕	⊕	⊕	⊕	⊕	⊕	⊕	⊕	⊕	⊕	⊕	⊕	⊕	⊕	⊕	⊕	
ACGT060204R-M85	G	2	6.7	4.4	2.38	0.4	7°	15°	0.9													⊕	⊕													
ACMT060202R-G55	M	2	6.7	4.4	2.38	0.2	7°	15°	1		⊕	⊕	⊕	⊕	⊕	⊕	⊕	⊕	⊕	⊕	⊕															
ACMT060204R-G55	M	2	6.7	4.4	2.38	0.4	7°	15°	0.9	⊕	⊕	⊕	⊕	⊕	⊕	⊕	⊕	⊕	⊕	⊕	⊕															
ACMT060208R-G55	M	2	6.7	4.4	2.38	0.8	7°	15°	0.8		⊕	⊕	⊕	⊕	⊕	⊕	⊕	⊕	⊕	⊕	⊕															
ACMT060212R-G55	M	2	6.7	4.4	2.38	1.2	7°	15°	0.6		⊕	⊕	⊕	⊕	⊕	⊕	⊕	⊕	⊕	⊕	⊕															
ACMT060216R-G55	M	2	6.7	4.4	2.38	1.6	7°	15°	0.1		⊕	⊕	⊕	⊕	⊕	⊕	⊕	⊕	⊕	⊕	⊕															
ACMT060204R-K55	M	2	6.7	4.4	2.38	0.4	7°	15°	0.9	⊕	⊕	⊕	⊕	⊕	⊕	⊕	⊕	⊕	⊕	⊕	⊕															

HC = 涂层硬质合金
HW = 非涂层硬质合金

菱形, 正型
ADMT
Tiger-tec® Gold



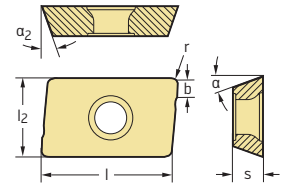
可转位刀片

订货号	公差等级	切削刃数量	l mm	l ₂ mm	s mm	r mm	α	α ₂	b mm	P					M				K			S								
										HC					HC				HC			HC								
										WKP25S	WKP35G	WKP35S	WSP45G	WSP45S	WSM35S	WSM45X	WSP45G	WSP45S	WAK15	WKK25S	WKP25S	WKP35G	WKP35S	WSM35S	WSM45X	WSP45G	WSP45S			
 ADMT160632R-F56	M	2	17.5	10.8	6.15	3.2	15°	20°	1.2	⊕	⊕	⊕	⊕	⊕	⊕	⊕	⊕	⊕	⊕	⊕	⊕	⊕	⊕	⊕	⊕	⊕	⊕	⊕	⊕	⊕
ADMT160640L-F56	M	2	17.5	10.8	6.15	4	15°	20°	1	⊕	⊕	⊕	⊕	⊕	⊕	⊕	⊕	⊕	⊕	⊕	⊕	⊕	⊕	⊕	⊕	⊕	⊕	⊕	⊕	⊕
ADMT160640R-F56	M	2	17.5	10.8	6.15	4	15°	20°	1	⊕	⊕	⊕	⊕	⊕	⊕	⊕	⊕	⊕	⊕	⊕	⊕	⊕	⊕	⊕	⊕	⊕	⊕	⊕	⊕	⊕
ADMT160650R-F56	M	2	17.5	10.8	6.15	5	15°	20°		⊕	⊕	⊕	⊕	⊕	⊕	⊕	⊕	⊕	⊕	⊕	⊕	⊕	⊕	⊕	⊕	⊕	⊕	⊕	⊕	⊕
ADMT160660R-F56	M	2	17.5	10.8	6.15	6	15°	20°		⊕	⊕	⊕	⊕	⊕	⊕	⊕	⊕	⊕	⊕	⊕	⊕	⊕	⊕	⊕	⊕	⊕	⊕	⊕	⊕	⊕
ADMT180712R-F56	M	2	19	14.5	7.04	1.2	15°	17°	1.8	⊕	⊕	⊕	⊕	⊕	⊕	⊕	⊕	⊕	⊕	⊕	⊕	⊕	⊕	⊕	⊕	⊕	⊕	⊕	⊕	⊕
 ADMT080304R-G56	M	2	9.52	6.75	3.35	0.4	15°	20°	1.2	⊕	⊕	⊕	⊕	⊕	⊕	⊕	⊕	⊕	⊕	⊕	⊕	⊕	⊕	⊕	⊕	⊕	⊕	⊕	⊕	⊕
ADMT10T308R-G56	M	2	11.3	7.25	3.8	0.8	15°	15°	1.2	⊕	⊕	⊕	⊕	⊕	⊕	⊕	⊕	⊕	⊕	⊕	⊕	⊕	⊕	⊕	⊕	⊕	⊕	⊕	⊕	⊕
ADMT120408R-G56	M	2	13.6	8.4	4.76	0.8	15°	20°	1.2	⊕	⊕	⊕	⊕	⊕	⊕	⊕	⊕	⊕	⊕	⊕	⊕	⊕	⊕	⊕	⊕	⊕	⊕	⊕	⊕	⊕
ADMT160608R-G56	M	2	17.5	10.8	6.15	0.8	15°	20°	1.6	⊕	⊕	⊕	⊕	⊕	⊕	⊕	⊕	⊕	⊕	⊕	⊕	⊕	⊕	⊕	⊕	⊕	⊕	⊕	⊕	⊕

HC = 涂层硬质合金

菱形, 正型

ADGT

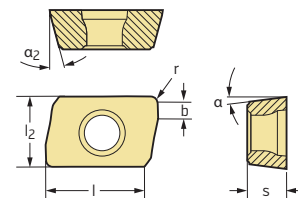
Tiger-tec[®] Gold

可转位刀片

订货号	公差等级	切削刃数量	l mm	l ₂ mm	s mm	r mm	α	α ₂	b mm	P				M			K			S						
										HC				HC			HC			HC						
										WKP255	WKP35G	WKP35S	WSP45G	WSP45S	WSM35S	WSP45G	WSP45S	WKK25S	WKP25S	WKP35G	WKP35S	WSM35S	WSP45G	WSP45S		
	ADGT0803PER-D51	G	2	9,52	6,75	3,35	0,4	15°	20°	1,2	☉	☉	☉	☉	☉				☉	☉	☉	☉			☉	
	ADGT1204PER-D51	G	2	13,6	8,4	4,76	0,8	15°	20°	1,2	☉	☉	☉	☉	☉		☉	☉	☉	☉	☉	☉		☉	☉	
	ADGT1606PER-D51	G	2	17,5	10,8	6,15	0,8	15°	20°	1,6	☉	☉	☉	☉	☉		☉	☉	☉	☉	☉	☉		☉	☉	
	ADGT1807PER-D51	G	2	19	14,5	7,94	1,2	15°	17°	1,8		☉	☉	☉	☉					☉	☉	☉		☉	☉	
	ADGT1204PER-D56	G	2	13,6	8,4	4,76	0,8	15°	20°	1,2	☉	☉	☉	☉	☉		☉	☉	☉	☉	☉	☉		☉	☉	
	ADGT1606PER-D56	G	2	17,5	10,8	6,15	0,8	15°	20°	1,6	☉	☉	☉	☉	☉		☉	☉	☉	☉	☉	☉		☉	☉	
	ADGT1807PER-D56	G	2	19	14,5	7,94	1,2	15°	17°	1,8		☉	☉	☉	☉					☉	☉	☉		☉	☉	
	ADGT10T3PER-D67	G	2	11,3	7,25	3,8	0,8	15°	15°	1,2		☉	☉	☉	☉					☉	☉	☉			☉	
	ADGT120416R-D67	G	2	13,6	8,4	4,76	1,6	15°	20°	1				☉	☉		☉	☉						☉	☉	
	ADGT1204PER-D67	G	2	13,6	8,4	4,76	0,8	15°	20°	1,2		☉	☉	☉	☉		☉	☉		☉	☉	☉		☉	☉	
	ADGT160616R-D67	G	2	17,5	10,8	6,15	1,6	15°	20°	1				☉	☉		☉	☉						☉	☉	
	ADGT1606PER-D67	G	2	17,5	10,8	6,15	0,8	15°	20°	1,6		☉	☉	☉	☉		☉	☉		☉	☉	☉		☉	☉	
	ADGT0803PER-F56	G	2	9,52	6,75	3,35	0,4	15°	20°	1,2				☉	☉									☉	☉	
	ADGT120404R-F56	G	2	13,6	8,4	4,76	0,4	15°	20°	1,2				☉	☉		☉	☉						☉	☉	
	ADGT120430R-F56	G	2	13,6	8,4	4,76	3	15°	20°	0,8				☉	☉		☉	☉						☉	☉	
	ADGT120440R-F56	G	2	13,6	8,4	4,76	4	15°	20°	0,4				☉	☉		☉	☉						☉	☉	
	ADGT1204PER-F56	G	2	13,6	8,4	4,76	0,8	15°	20°	1,2				☉	☉		☉	☉						☉	☉	
	ADGT160612R-F56	G	2	17,5	10,8	6,15	1,2	15°	20°	1,6				☉	☉		☉	☉						☉	☉	
	ADGT160616R-F56	G	2	17,5	10,8	6,15	1,6	15°	20°	1,4				☉	☉		☉	☉						☉	☉	
	ADGT160620R-F56	G	2	17,5	10,8	6,15	2	15°	20°	1,4				☉	☉		☉	☉						☉	☉	
	ADGT160632R-F56	G	2	17,5	10,8	6,15	3,2	15°	20°	1,2				☉	☉		☉	☉						☉	☉	
	ADGT160640R-F56	G	2	17,5	10,8	6,15	4	15°	20°	1				☉	☉		☉	☉						☉	☉	
	ADGT1606PER-F56	G	2	17,5	10,8	6,15	0,8	15°	20°	1,6				☉	☉		☉	☉						☉	☉	
		ADGT10T3PER-G77	G	2	11,3	7,25	3,8	0,8	15°	15°	1,2				☉	☉									☉	☉
		ADGT1204PER-G77	G	2	13,6	8,4	4,76	0,8	15°	20°	1,2				☉	☉		☉	☉						☉	☉
ADGT1606PER-G77		G	2	17,5	10,8	6,15	0,8	15°	20°	1,2				☉	☉		☉	☉						☉	☉	

HC = 涂层硬质合金

菱形, 正型
BCGT / BCHT / BCMT
Tiger-tec® Gold

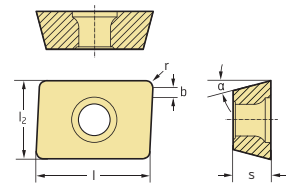


可转位刀片

订货号	公差等级	切削刃数量	l mm	l ₂ mm	s mm	r mm	α	α ₂	b mm	P					M				K			N		S					
										WKP25S	WKP35G	WKP35S	WSP45G	WSP45S	WSM35S	WSM45X	WSP45G	WSP45S	WAK15	WKK25S	WKP25S	WKP35G	WKP35S	WXN15	WK10	WSM35S	WSM45X	WSP45G	WSP45S
 BCMT160530R-G55 BCMT160532R-G55 BCMT160540R-G55 BCMT160550R-G55 BCMT160560R-G55	M	2	17.3	9.9	5.75	3	7°	15°	1.2	⊗	⊗	⊗	⊗	⊗	⊗	⊗	⊗	⊗	⊗								⊗	⊗	⊗
	M	2	17.3	9.9	5.75	3.2	7°	15°	1.1	⊗	⊗	⊗	⊗	⊗	⊗	⊗	⊗	⊗	⊗								⊗	⊗	⊗
	M	2	17.3	9.9	5.75	4	7°	15°	1.1	⊗	⊗	⊗	⊗	⊗	⊗	⊗	⊗	⊗	⊗								⊗	⊗	⊗
	M	2	17.3	9.9	5.75	5	7°	15°	0.7	⊗	⊗	⊗	⊗	⊗	⊗	⊗	⊗	⊗	⊗								⊗	⊗	⊗
	M	2	17.3	9.9	5.75	6	7°	15°	0.1	⊗	⊗	⊗	⊗	⊗	⊗	⊗	⊗	⊗	⊗								⊗	⊗	⊗
 BCMT090304R-K55 BCMT120408R-K55 BCMT160508R-K55	M	2	10.3	6.3	3.21	0.4	7°	15°	1.2	⊗	⊗	⊗	⊗	⊗	⊗										⊗				
	M	2	13.8	7.3	4.8	0.8	7°	15°	1.3	⊗	⊗	⊗	⊗	⊗	⊗										⊗				
	M	2	17.3	9.9	5.75	0.8	7°	15°	2	⊗	⊗	⊗	⊗	⊗	⊗	⊗									⊗	⊗	⊗	⊗	

HC = 涂层硬质合金
HW = 非涂层硬质合金

菱形, 正型
LDMT
Tiger-tec® Gold

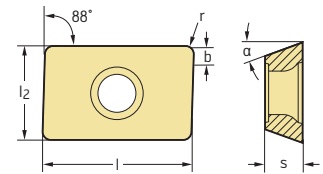


可转位刀片


订货号	公差等级	切削刃数量	l mm	l ₂ mm	s mm	r mm	α	b mm	P				M			K				S						
									HC				HC			HC				HC						
									WKP25S	WKP35G	WKP35S	WSP45G	WSP45S	WSM35S	WSP45G	WSP45S	WAK15	WKK25S	WKP25S	WKP35G	WKP35S	WSM35S	WSP45G	WSP45S		
	LDMT08T204R-D51	M	2	8.88	6.1	2.58	0.4	15°	0.8	☺	☺	☺	☺	☺		☺			☺	☺	☺	☺			☺	
	LDMT14T308R-D51	M	2	14.1	9.68	4.08	0.8	15°	1.2	☺	☺	☺	☺	☺	☺	☺			☺	☺	☺	☺		☺	☺	
	LDMT170408R-D51	M	2	17.24	11.78	4.92	0.8	15°	1.6	☺	☺	☺	☺	☺	☺	☺			☺	☺	☺	☺		☺	☺	
	LDMT170412R-D51	M	2	17.24	11.78	4.92	1.2	15°	1.6	☺	☺	☺	☺	☺	☺	☺			☺	☺	☺	☺		☺	☺	
	LDMT08T204R-D57	M	2	8.88	6.1	2.58	0.4	15°	0.8	☺	☺	☺	☺	☺	☺	☺			☺	☺	☺	☺			☺	
	LDMT14T308R-D57	M	2	14.1	9.68	4.08	0.8	15°	1.2	☺	☺	☺	☺	☺	☺	☺			☺	☺	☺	☺		☺	☺	
	LDMT170408R-D57	M	2	17.24	11.78	4.92	0.8	15°	1.6	☺	☺	☺	☺	☺	☺	☺			☺	☺	☺	☺		☺	☺	
	LDMT08T204R-F57	M	2	8.88	6.1	2.58	0.4	15°	0.8	☺	☺	☺	☺	☺	☺	☺	☺			☺	☺	☺	☺			☺
	LDMT14T308R-F57	M	2	14.1	9.68	4.08	0.8	15°	1.2	☺	☺	☺	☺	☺	☺	☺	☺			☺	☺	☺	☺		☺	☺
	LDMT170408R-F57	M	2	17.24	11.78	4.92	0.8	15°	1.6	☺	☺	☺	☺	☺	☺	☺	☺			☺	☺	☺	☺		☺	☺

HC = 涂层硬质合金

菱形, 正型
LPMT
Tiger-tec® Gold

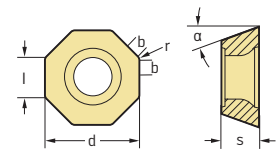


可转位刀片


订货号	公差等级	切削刃数量	l mm	l ₂ mm	s mm	r mm	α	b mm	P		M		K		S			
									HC	HC	HC	HC	HC	HC				
									WKP25S	WKP35S	WSP45G	WSP45S	WSP45G	WSP45S	WKP25S	WKP35S	WSP45G	WSP45S
 LPMT070304R-D51	M	2	7.94	6.35	3.18	0.4	11°	1.2	⊗	⊗				⊗	⊗			
LPMT15T308R-D51	M	2	15	9.52	3.97	0.8	11°	1.4	⊗	⊗	⊗			⊗	⊗			⊗
LPMT150412R-D51	M	2	15.88	12.7	4.76	1.2	11°	1.6	⊗	⊗	⊗			⊗	⊗			⊗
LPMT150612R-D51	M	2	15.88	12.7	6.35	1.2	11°		⊗	⊗	⊗	⊗		⊗	⊗			⊗

HC = 涂层硬质合金

八角形, 正型
ODHT
Tiger-tec® Gold

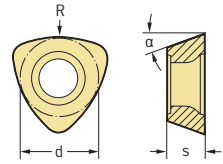


可转位刀片



订货号	公差等级	切削刃数量	d mm	l mm	s mm	r mm	α	b mm	P		M		S	
									HC	HC	HC	HC		
									WSP45G	WSP45S	WSP45G	WSP45S	WSP45G	WSP45S
 ODHT0504ZZN-G77	H	8	12.7	5.26	4.76	0.8	15°	1.6	⊗	⊗	⊗	⊗	⊗	⊗
ODHT0605ZZN-G77	H	8	15.88	6.58	5.56	0.8	15°	1.6	⊗	⊗	⊗	⊗	⊗	⊗

HC = 涂层硬质合金

三角形, 正型
 P26315 / P26325
 Tiger-tec® Gold

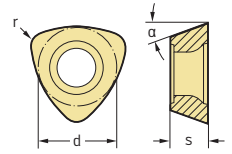


可转位刀片


订货号	公差等级	切削刃数量	d mm	s mm	α	R mm	P				M		K		S	
							HC				HC		HC		HC	
							WKP25S	WKP35S	WSP45G	WSP45S	WSP45G	WSP45S	WKP25S	WKP35S	WSP45G	WSP45S
 P26315R10	M	3	6.75	2.78	14°	10	⊗	⊗	⊗	⊗	⊗	⊗	⊗	⊗	⊗	⊗
P26315R12	M	3	8.5	3.18	14°	12.5	⊗	⊗	⊗	⊗	⊗	⊗	⊗	⊗	⊗	⊗
P26315R15	M	3	10.5	3.97	14°	15	⊗	⊗	⊗	⊗	⊗	⊗	⊗	⊗	⊗	⊗
P26315R16	M	3	10.5	3.97	14°	16	⊗	⊗	⊗	⊗	⊗	⊗	⊗	⊗	⊗	⊗
P26315R20	M	3	12.5	4.76	11°	20	⊗	⊗	⊗	⊗	⊗	⊗	⊗	⊗	⊗	⊗
P26315R25	M	3	12.7	4.76	11°	25	⊗	⊗	⊗	⊗	⊗	⊗	⊗	⊗	⊗	⊗
P26315R31	M	3	12.7	4.76	11°	31.5	⊗	⊗	⊗	⊗	⊗	⊗	⊗	⊗	⊗	⊗
 P26325R31	M	3	12.7	4.76	11°	31.5	⊗	⊗	⊗	⊗	⊗	⊗	⊗	⊗	⊗	⊗

HC = 涂层硬质合金

三角形, 正型
P26337
Tiger-tec® Gold

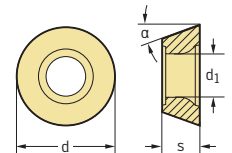


可转位刀片



订货号	公差等级	切削刃数量	d mm	s mm	r mm	α	P			M		K		S		
							HC	HC	HC	HC	HC	HC	HC			
 P26337R10 P26337R14 P26337R25	M	3	6.75	3.18	0.8	14°	WKP35G	WKP35S	WSP45G	WSP45S	WSP45G	WSP45S	WKP35G	WKP35S	WSP45G	WSP45S
	M	3	9.52	3.97	1.2	14°	WKP35G	WKP35S	WSP45G	WSP45S	WSP45G	WSP45S	WKP35G	WKP35S	WSP45G	WSP45S
	M	3	13	5.56	2	14°	WKP35G	WKP35S	WSP45G	WSP45S	WSP45G	WSP45S	WKP35G	WKP35S	WSP45G	WSP45S

HC = 涂层硬质合金

圆形, 正型
RDHX / RDMX
Tiger-tec® Gold

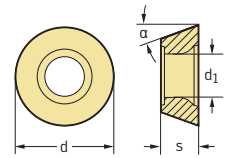


可转位刀片

订货号	公差等级	切削刃数量	d mm	s mm	α	d ₁ mm	P			M		K			S		H			
							HC	HC	HC	HC	HC	HC	HC	HC	HC					
 RDHX0501M0-A57 RDHX0702M0-A57 RDHX07T1M0-A57 RDHX1003M0-A57 RDHX12T3M0-A57 RDHX1604M0-A57 RDHX2006M0-A57	H	4	5	1.47	15°	2.2	WKP25S	WKP35G	WKP35S	WSP45G	WSP45G	WHH15	WHH15X	WKK25S	WKP25S	WKP35G	WKP35S	WSM35S	WSP45G	WHH15X
	H	4	7	2.35	15°	2.8	WKP25S	WKP35G	WKP35S	WSP45G	WSP45G	WHH15	WHH15X	WKK25S	WKP25S	WKP35G	WKP35S	WSM35S	WSP45G	WHH15X
	H	4	7	1.96	15°	2.8	WKP25S	WKP35G	WKP35S	WSP45G	WSP45G	WHH15	WHH15X	WKK25S	WKP25S	WKP35G	WKP35S	WSM35S	WSP45G	WHH15X
	H	4	10	3.18	15°	4.4	WKP25S	WKP35G	WKP35S	WSP45G	WSP45G	WHH15	WHH15X	WKK25S	WKP25S	WKP35G	WKP35S	WSM35S	WSP45G	WHH15X
	H	6	12	3.97	15°	4.4	WKP25S	WKP35G	WKP35S	WSP45G	WSP45G	WHH15	WHH15X	WKK25S	WKP25S	WKP35G	WKP35S	WSM35S	WSP45G	WHH15X
	H	4	16	4.76	15°	5.5	WKP25S	WKP35G	WKP35S	WSP45G	WSP45G	WHH15	WHH15X	WKK25S	WKP25S	WKP35G	WKP35S	WSM35S	WSP45G	WHH15X
	H	4	20	6	15°	5.5	WKP25S	WKP35G	WKP35S	WSP45G	WSP45G	WHH15	WHH15X	WKK25S	WKP25S	WKP35G	WKP35S	WSM35S	WSP45G	WHH15X
 RDMX0501M0-D57 RDMX07T1M0-D57 RDMX1003M0-D57 RDMX12T3M0-D57 RDMX1604M0-D57 RDMX2006M0-D57	M	4	5	1.45	15°	2.2	WKP25S	WKP35G	WKP35S	WSP45G	WSP45G	WHH15	WHH15X	WKK25S	WKP25S	WKP35G	WKP35S	WSM35S	WSP45G	WHH15X
	M	4	7	1.94	15°	2.8	WKP25S	WKP35G	WKP35S	WSP45G	WSP45G	WHH15	WHH15X	WKK25S	WKP25S	WKP35G	WKP35S	WSM35S	WSP45G	WHH15X
	M	4	10	3.18	15°	4.4	WKP25S	WKP35G	WKP35S	WSP45G	WSP45G	WHH15	WHH15X	WKK25S	WKP25S	WKP35G	WKP35S	WSM35S	WSP45G	WHH15X
	M	4	12	3.97	15°	4.4	WKP25S	WKP35G	WKP35S	WSP45G	WSP45G	WHH15	WHH15X	WKK25S	WKP25S	WKP35G	WKP35S	WSM35S	WSP45G	WHH15X
	M	4	16	4.76	15°	5.5	WKP25S	WKP35G	WKP35S	WSP45G	WSP45G	WHH15	WHH15X	WKK25S	WKP25S	WKP35G	WKP35S	WSM35S	WSP45G	WHH15X
	M	4	20	6	15°	5.5	WKP25S	WKP35G	WKP35S	WSP45G	WSP45G	WHH15	WHH15X	WKK25S	WKP25S	WKP35G	WKP35S	WSM35S	WSP45G	WHH15X

HC = 涂层硬质合金

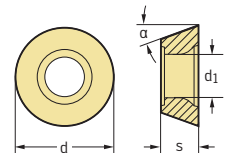
C2

圆形, 正型
RDHW


可转位刀片

订货号	公差等级	切削刃数量	d mm	s mm	α	d ₁ mm	K	H
							WHH15	WHH15X
RDHW0803M0-A57 RDHW10T3M0-A57 RDHW1204M0-A57 RDHW1605M0-A57 RDHW2006M0-A57	H	4	8	3,18	15°	3,4	☺	☺
	H	4	10	3,97	15°	4,4	☺	☺
	H	6	12	4,76	15°	4,4	☺	☺
	H	6	16	5,56	15°	5,5	☺	☺
	H	6	20	6,35	15°	6,5	☺	☺

HC = 涂层硬质合金

 圆形, 正型
ROGX / ROHX / ROMX
Tiger-tec® Gold


可转位刀片

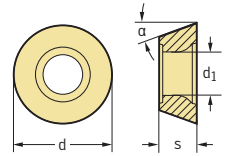
订货号	公差等级	切削刃数量	d mm	s mm	α	d ₁ mm	P					M				K				N	S				H
							HC	HC	HC	HC	HC	HC	HC	HC	HC	HW	HC	HC	HC	HC	HC				
ROGX0803M04-G88 ROGX2006M08-G88	G	4	8	3,18	11°	3,4												☺							
	G	8	20	6,35	15°	6,5													☺						
ROGX10T3M08-G88 ROGX1204M08-G88 ROGX1605M08-G88	G	8	10	3,97	11°	3,9												☺							
	G	8	12	4,76	11°	4,4												☺							
	G	8	16	5,56	15°	5,5												☺							
ROHX0803M04-A57	H	4	8	3,18	11°	3,4	☺	☺	☺								☺	☺	☺	☺	☺		☺		
ROHX0803M04-D57	H	4	8	3,18	11°	3,4			☺			☺					☺			☺	☺		☺		
ROHX0803M04-D67	H	4	8	3,18	11°	3,4			☺			☺								☺	☺		☺		

 HW = 非涂层硬质合金
HC = 涂层硬质合金
















圆形, 正型

ROGX / ROHX / ROMX

Tiger-tec® Gold

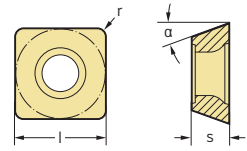


可转位刀片







订货号	公差等级	切削刃数量	d mm	s mm	α	d ₁ mm	P					M			K			N	S		H
							HC					HC			HC			HW	HC		HC
							WKP25S	WKP35G	WKP35S	WSP45G	WSP45S	WSM35S	WSM45X	WSP45G	WSP45S	WHH15X	WKK25S	WKP25S	WKP35G	WKP35S	WK10
 ROHX2006M0T8-A27	H	8	20	6,35	15°	6,5															
 ROHX2006M08-A57	H	8	20	6,35	15°	6,5															
 ROHX10T3M08-A57	H	8	10	3,97	11°	3,9															
 ROHX1204M08-A57	H	8	12	4,76	11°	4,4															
 ROHX1605M08-A57	H	8	16	5,56	15°	5,5															
 ROHX2006M08-D57	H	8	20	6,35	15°	6,5															
 ROMX0803M04-D57	M	4	8	3,18	11°	3,4															
 ROMX2006M0T8-A27	M	8	20	6,35	15°	6,5															
 ROMX10T3M0T8-A27	M	8	10	3,97	11°	3,9															
 ROMX1204M0T8-A27	M	8	12	4,76	11°	4,4															
 ROMX1605M0T8-A27	M	8	16	5,56	15°	5,5															
 ROMX2006M08-D57	M	8	20	6,35	15°	6,5															
 ROMX10T3M08-D57	M	8	10	3,97	11°	3,9															
 ROMX1204M08-D57	M	8	12	4,76	11°	4,4															
 ROMX1605M08-D57	M	8	16	5,56	15°	5,5															
ROMX10T3M08-F67	M	8	10	3,97	11°	3,9															
ROMX1204M08-F67	M	8	12	4,76	11°	4,4															
ROMX1605M08-F67	M	8	16	5,56	15°	5,5															
ROMX10T3M0-D67	M	4	10	3,97	11°	4,4															
ROMX1204M0-D67	M	4	12	4,76	11°	4,4															
ROMX10T3M0-F67	M	4	10	3,97	11°	4,4															
ROMX1204M0-F67	M	4	12	4,76	11°	4,4															

HW = 非涂层硬质合金
HC = 涂层硬质合金

正方形, 正型
SPGT / SPMT
Tiger-tec® Gold

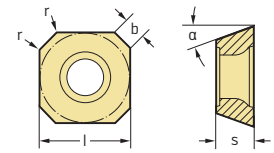


可转位刀片

订货号	公差等级	切削刃数量	l mm	s mm	r mm	α	P				M		K		S		
							HC				HC		HC		HC		
							WKP25S	WKP35S	WSP45G	WSP45S	WSM35S	WSP45G	WSP45S	WKP25S	WKP35S	WSM35S	WSP45G
 SPGT120606-F57	G	4	12,7	6,35	0,6	11°											
 SPMT060304-D51	M	4	6,35	3,18	0,4	11°	⊗	⊗	⊗	⊗	⊗	⊗	⊗	⊗	⊗	⊗	⊗
 SPMT09T308-D51	M	4	9,52	3,97	0,8	11°	⊗	⊗	⊗	⊗	⊗	⊗	⊗	⊗	⊗	⊗	⊗
 SPMT120408-D51	M	4	12,7	4,76	0,8	11°	⊗	⊗	⊗	⊗	⊗	⊗	⊗	⊗	⊗	⊗	⊗
 SPMT120606-D51	M	4	12,7	6,35	0,6	11°		⊗	⊗	⊗	⊗	⊗	⊗		⊗	⊗	
 SPMT120606-D57	M	4	12,7	6,35	0,6	11°	⊗	⊗	⊗	⊗	⊗	⊗	⊗		⊗	⊗	

HC = 涂层硬质合金

正方形，正型
SPKT
Tiger-tec® Gold

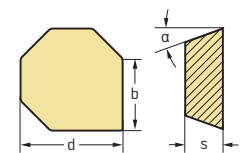


可转位刀片

订货号	公差等级	切削刃数量	l mm	s mm	α	b mm	P				M			K			S			
							HC				HC			HC			HC			
							WKP25S	WKP35S	WSP45G	WSP45S	WSM35S	WSP45G	WSP45S	WAK15	WKP25S	WKP35S	WSM35S	WSP45G	WSP45S	
SPKT1204AZN	K	4	12.7	4.76	11°	1.4	⊕	⊕	⊗	⊗	⊕	⊗	⊗	⊕	⊕	⊗	⊕	⊗	⊗	⊗
SPKT1504AZN	K	4	15.88	4.76	11°	1.7	⊕	⊕						⊕	⊕	⊗				

HC = 涂层硬质合金

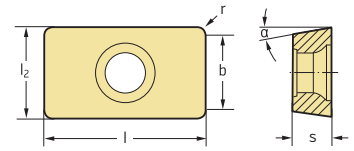
精加工刀片
OPHX



可转位刀片

订货号	公差等级	切削刃数量	d mm	s mm	α	b mm	K			H		
							HC			HC		
							WAK15	WHH15	WHH15X			
OPHX0504ZZN-A57	H	8	12.7	4.76	11°	5	⊕	⊕	⊕			

HC = 涂层硬质合金

菱形, 正型
 BCGX


可转位刀片

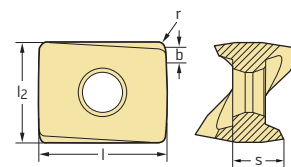
订货号	公差等级	切削刃数量	l mm	l ₂ mm	s mm	r mm	α	b mm	K		H
									WAK15	WHH15	HC
 BCGX0903PDR-G55 BCGX1605PDR-G55	G	2	10.3	6.3	3.21	0.4	7°	5	☺	☺	☺
	G	2	17.3	9.9	5.81	0.8	7°	8	☺	☺	☺

HC = 涂层硬质合金


菱形, 负型

LNGX

Tiger-tec® Gold



可转位刀片

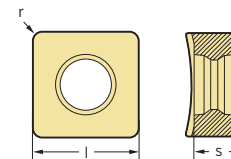
订货号	公差等级	切削刃数量	l mm	l ₂ mm	s mm	r mm	b mm	P				M			K				S					
								HC				HC			HC				HC					
								WKP255	WKP35G	WKP35S	WSP45G	WSP45S	WSM35S	WSP45G	WSP45S	WAK15	WKK25S	WKP25S	WKP35G	WKP35S	WSM35S	WSP45G	WSP45S	
 LNGX130708R-L55	G	4	13,7	11	7,74	0,8	1,2	☺	☺	☺	☺	☺	☺	☺	☺	☺	☺	☺	☺	☺	☺	☺	☺	☺
LNGX130712R-L55	G	4	13,7	11	7,74	1,2	1	☺	☺	☺	☺	☺	☺	☺	☺	☺	☺	☺	☺	☺	☺	☺	☺	☺
LNGX130716R-L55	G	4	13,7	11	7,74	1,6	0,9	☺	☺	☺	☺	☺	☺	☺	☺	☺	☺	☺	☺	☺	☺	☺	☺	☺
LNGX130720R-L55	G	4	13,7	11	7,74	2	0,7	☺	☺	☺	☺	☺	☺	☺	☺	☺	☺	☺	☺	☺	☺	☺	☺	☺
LNGX130725R-L55	G	4	13,7	11	7,74	2,5	0,6	☺	☺	☺	☺	☺	☺	☺	☺	☺	☺	☺	☺	☺	☺	☺	☺	☺
LNGX130730R-L55	G	4	13,7	11	7,74	3	0,7	☺	☺	☺	☺	☺	☺	☺	☺	☺	☺	☺	☺	☺	☺	☺	☺	☺

HC = 涂层硬质合金

正方形, 负型

SNMX

Tiger-tec® Gold

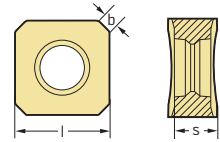


可转位刀片


订货号	公差等级	切削刃数量	l mm	s mm	r mm	P				M			K				S						
						HC				HC			HC				HC						
						WKP255	WKP35G	WKP35S	WSP45G	WSP45S	WSM35S	WSP45G	WSP45S	WKK25S	WKP25S	WKP35G	WKP35S	WSM35S	WSP45G	WSP45S			
 SNMX090408-F57	M	8	9,52	4,85	0,8	☺	☺	☺	☺	☺	☺	☺	☺	☺	☺	☺	☺	☺	☺	☺	☺	☺	☺
SNMX120512-F57	M	8	12,7	5,5	1,2	☺	☺	☺	☺	☺	☺	☺	☺	☺	☺	☺	☺	☺	☺	☺	☺	☺	☺
SNMX120520-F57	M	8	12,7	5,5	2	☺	☺	☺	☺	☺	☺	☺	☺	☺	☺	☺	☺	☺	☺	☺	☺	☺	☺
SNMX160620-F57	M	8	16	6,38	2	☺	☺	☺	☺	☺	☺	☺	☺	☺	☺	☺	☺	☺	☺	☺	☺	☺	☺
SNMX160640-F57	M	8	16	6,38	4	☺	☺	☺	☺	☺	☺	☺	☺	☺	☺	☺	☺	☺	☺	☺	☺	☺	☺
 SNMX090408-F67	M	8	9,52	4,87	0,8	☺	☺	☺	☺	☺	☺	☺	☺	☺	☺	☺	☺	☺	☺	☺	☺	☺	☺
SNMX120512-F67	M	8	12,7	5,63	1,2	☺	☺	☺	☺	☺	☺	☺	☺	☺	☺	☺	☺	☺	☺	☺	☺	☺	☺

HC = 涂层硬质合金

正方形，负型
SNGX
Tiger-tec® Gold

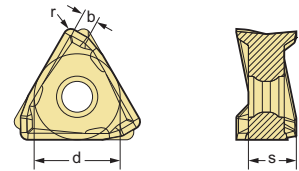


可转位刀片


订货号	公差等级	切削刃数量	l mm	s mm	b mm	P				M			K			S		
						HC				HC			HC			HC		
						WKP25S	WKP35G	WKP35S	WSP45G	WSP45S	WSM35S	WSP45G	WSP45S	WKK25S	WKP25S	WKP35G	WKP35S	WSM35S
 SNGX0904ANN-F57	G	8	9,52	4,69	1,2	☉	☉	☉	☉	☉	☉	☉	☉	☉	☉	☉	☉	☉
SNGX1205ANN-F57	G	8	12,7	5,54	1,5	☉	☉	☉	☉	☉	☉	☉	☉	☉	☉	☉	☉	☉
SNGX1606ANN-F57	G	8	16	6,3	1,8	☉	☉	☉	☉	☉	☉	☉	☉	☉	☉	☉	☉	☉

HC = 涂层硬质合金

三角形，负型
TNMU
Tiger-tec® Gold



可转位刀片

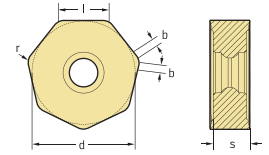
订货号	公差等级	切削刃数量	d mm	s mm	r mm	b mm	P				M	K		S			
							HC				HC	HC		HC			
							WKP25S	WKP35G	WKP35S	WSP45G	WSP45S	WSP45G	WSP45S	WKP25S	WKP35G	WKP35S	WSP45G
 TNMU11T304R-G57	M	6	6,72	3,75	0,4	1	☉	☉	☉	☉	☉	☉	☉	☉	☉	☉	☉
TNMU160508R-G57	M	6	9,6	5,35	0,8	1,6	☉	☉	☉	☉	☉	☉	☉	☉	☉	☉	☉

HC = 涂层硬质合金



七边形，负型

XNGU / XNMU

Tiger-tec® Gold



可转位刀片

订货号	公差等级	切削刃数量	d mm	l mm	s mm	r mm	b mm	P HC				M HC		K HC			S HC	
								WKP25S	WKP35G	WKP35S	WSP45G	WSP45S	WSM35S	WSP45G	WSP45S	WKP25S	WKP35G	WKP35S
 XNGU0705ANN-F57	G	14	14,5	6,98	5	0,8	1,1	⊕	⊕	⊕	⊕	⊕	⊕	⊕	⊕	⊕	⊕	⊕
XNMU0705ANN-F57	M	14	14,5	6,98	5	0,8	1,1	⊕	⊕	⊕	⊕	⊕	⊕	⊕	⊕	⊕	⊕	⊕
 XNMU0906ANN-F57	M	14	19,05	9,18	5,88	0,8	1,4	⊕	⊕	⊕	⊕	⊕	⊕	⊕	⊕	⊕	⊕	⊕


HC = 涂层硬质合金

七边形，负型

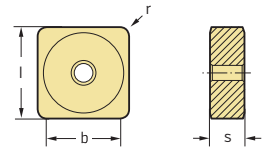
XNMU

Tiger-tec® Gold

可转位刀片

订货号	公差等级	切削刃数量	d mm	l mm	s mm	r mm	P HC				M HC		K HC			S HC	
							WKP25S	WKP35G	WKP35S	WSP45G	WSP45S	WSM35S	WSP45G	WSP45S	WKP25S	WKP35G	WKP35S
 XNMU070508-F57	M	14	14,5	6,98	5	0,8	⊕	⊕	⊕	⊕	⊕	⊕	⊕	⊕	⊕	⊕	⊕
XNMU090612-F57	M	14	19,05	9,18	5,88	1,2	⊕	⊕	⊕	⊕	⊕	⊕	⊕	⊕	⊕	⊕	⊕

HC = 涂层硬质合金

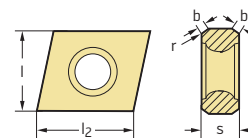
精加工刀片
 SNEF


可转位刀片

订货号	公差等级	切削刃数量	l mm	s mm	r mm	b mm	H HC WHH15X
 SNEF1204PNN-A27	E	8	12.7	4.76	1.2	10.3	

HC = 涂层硬质合金

菱形, 切向
CNHU / CNMU
Tiger-tec® Gold



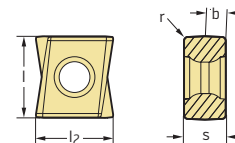
可转位刀片

订货号	公差等级	切削刃数量	l mm	l ₂ mm	s mm	r mm	b mm	P				M		K		S		
								HC				HC		HC		HC		
								WKP25S	WKP35S	WSP45G	WSP45S	WSM35S	WSP45G	WSP45S	WKP25S	WKP35S	WSM35S	WSP45G
	CNHU0805PPN-D57T	H	2	8	9	5	0,8	1,2	☉	☉	☉	☉	☉	☉	☉	☉	☉	☉
	CNHU1206PPN-D57T	H	2	12	13	6,5	0,8	1,5	☉	☉	☉	☉	☉	☉	☉	☉	☉	☉
	CNMU080508-D57T	M	2	8	9	5	0,8		☉	☉	☉	☉	☉	☉	☉	☉	☉	☉
	CNMU120608-D57T	M	2	12	13	6,5	0,8		☉	☉	☉	☉	☉	☉	☉	☉	☉	☉
	CNMU160812-D57T	M	2	16	15	8	1,2		☉	☉	☉	☉	☉	☉	☉	☉	☉	☉

提示: l₂ = 切削宽度

HC = 涂层硬质合金

菱形, 切向
LNHU / LNMU
Tiger-tec® Gold



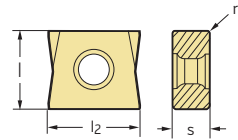
可转位刀片

订货号	公差等级	切削刃数量	l mm	l ₂ mm	s mm	r mm	b mm	P					M		K			S						
								HC					HC		HC			HC						
								WKP25S	WKP35G	WKP35S	WSP45G	WSP45S	WSM35S	WSM45X	WSP45G	WSP45S	WAK15	WKP25S	WKP25S	WKP35G	WKP35S	WSM35S	WSM45X	WSP45G
	LNHU090404R-L55T	H	4	9	8,5	4,5	0,4	1,5	☉	☉	☉	☉	☉	☉	☉	☉	☉	☉	☉	☉	☉	☉		
	LNHU090408R-L55T	H	4	9	8,5	4,5	0,8	1,1	☉	☉	☉	☉	☉	☉	☉	☉	☉	☉	☉	☉	☉	☉	☉	
	LNHU090412R-L55T	H	4	9	8,5	4,5	1,2	0,8		☉	☉	☉	☉	☉	☉	☉	☉	☉	☉	☉	☉	☉	☉	
	LNHU090416R-L55T	H	4	9	8,5	4,5	1,6			☉	☉	☉	☉	☉	☉	☉	☉	☉	☉	☉	☉	☉	☉	☉
	LNHU090420R-L55T	H	4	9	8,5	4,5	2			☉	☉	☉	☉	☉	☉	☉	☉	☉	☉	☉	☉	☉	☉	☉
	LNHU130608R-L55T	H	4	13	12	6,8	0,8	2,2		☉	☉	☉	☉	☉	☉	☉	☉	☉	☉	☉	☉	☉	☉	☉
	LNHU130612R-L55T	H	4	13	12	6,8	1,2	1,9		☉	☉	☉	☉	☉	☉	☉	☉	☉	☉	☉	☉	☉	☉	☉
	LNHU130616R-L55T	H	4	13	12	6,8	1,6	1,5		☉	☉	☉	☉	☉	☉	☉	☉	☉	☉	☉	☉	☉	☉	☉
	LNHU130620R-L55T	H	4	13	12	6,8	2	1,2		☉	☉	☉	☉	☉	☉	☉	☉	☉	☉	☉	☉	☉	☉	☉
	LNHU130625R-L55T	H	4	13	12	6,8	2,5	0,7		☉	☉	☉	☉	☉	☉	☉	☉	☉	☉	☉	☉	☉	☉	☉
	LNHU130630R-L55T	H	4	13	12	6,8	3	2,3		☉	☉	☉	☉	☉	☉	☉	☉	☉	☉	☉	☉	☉	☉	☉
	LNHU130632R-L55T	H	4	13	12	6,8	3,2			☉	☉	☉	☉	☉	☉	☉	☉	☉	☉	☉	☉	☉	☉	☉
	LNHU160708R-L55T	H	4	16	15,5	7,2	0,8	2,3		☉	☉	☉	☉	☉	☉	☉	☉	☉	☉	☉	☉	☉	☉	☉
	LNHU160712R-L55T	H	4	16	15,5	7,2	1,2	1,9		☉	☉	☉	☉	☉	☉	☉	☉	☉	☉	☉	☉	☉	☉	☉
		LNMU090404R-L55T	M	4	9	8,5	4,5	0,4	1,5		☉	☉	☉	☉	☉	☉	☉	☉	☉	☉	☉	☉	☉	☉
		LNMU130608R-L55T	M	4	13	12	6,8	0,8	2,2		☉	☉	☉	☉	☉	☉	☉	☉	☉	☉	☉	☉	☉	☉

HC = 涂层硬质合金

C2

菱形, 切向
LNHU / LNMU
Tiger-tec® Gold



可转位刀片

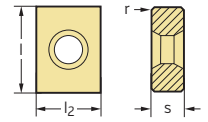
订货号	公差等级	切削刃数量	l mm	l ₂ mm	s mm	r mm	P				M		K			S	
							HC				HC		HC			HC	
							WKP25S	WKP35G	WKP35S	WSP45G	WSP45S	WSM35S	WSP45G	WSP45S	WKP25S	WKP35G	WKP35S
LNHU080304-F57T LNHU080404-F57T LNHU100508-F57T LNHU120608-F57T LNHU160812-F57T	H	4	8	9	3,5	0,4	☉	☉	☉	☉	☉	☉	☉	☉	☉	☉	☉
	H	4	8	9,4	4,5	0,4	☉	☉	☉	☉	☉	☉	☉	☉	☉	☉	☉
	H	4	10	12,3	5,5	0,8	☉	☉	☉	☉	☉	☉	☉	☉	☉	☉	☉
	H	4	12	13,9	6,5	0,8	☉	☉	☉	☉	☉	☉	☉	☉	☉	☉	☉
	H	4	16	16,9	8	1,2	☉	☉	☉	☉	☉	☉	☉	☉	☉	☉	☉
LNMU080304-F57T LNMU080404-F57T LNMU100508-F57T LNMU120608-F57T LNMU160812-F57T	M	4	8	9	3,5	0,4	☉	☉	☉	☉	☉	☉	☉	☉	☉	☉	☉
	M	4	8	9,4	4,5	0,4	☉	☉	☉	☉	☉	☉	☉	☉	☉	☉	☉
	M	4	10	12,3	5,5	0,8	☉	☉	☉	☉	☉	☉	☉	☉	☉	☉	☉
	M	4	12	13,9	6,5	0,8	☉	☉	☉	☉	☉	☉	☉	☉	☉	☉	☉
	M	4	16	16,9	8	1,2	☉	☉	☉	☉	☉	☉	☉	☉	☉	☉	☉

HC = 涂层硬质合金


菱形, 切向

LNMU

Tiger-tec® Gold



可转位刀片

订货号	公差等级	切削刃数量	l mm	l ₂ mm	s mm	r mm	P				M		K			S			
							HC				HC		HC			HC			
							WKP25S	WKP35G	WKP35S	WSP45G	WSP45S	WSP45G	WSP45S	WAK15	WKP25S	WKP35G	WKP35S	WSP45G	WSP45S
 LNMU150812-F57T LNMU201012-F57T	M	4	15	14	8	1.2	⊕	⊕	⊕	⊗	⊗	⊗	⊗	⊕	⊕	⊕	⊕	⊗	⊗
	M	4	20	16	10	1.2	⊕	⊕	⊕	⊗	⊗	⊗	⊗	⊕	⊕	⊕	⊕	⊗	⊗

HC = 涂层硬质合金

高进给铣刀

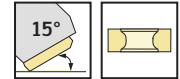
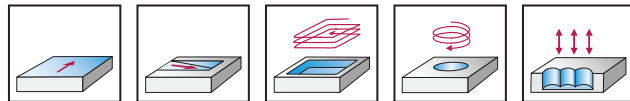
M5008 mm

ENMX08T316R

Xtra-tec® XT



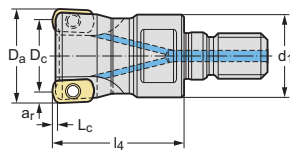
- 每个可转位刀片有 4 个切削刃



	P	M	K	N	S	H	O
M5008	●●	●●	●●	●●	●●	●●	●●

刀具


圆柱螺纹柄







订货号	D _c mm	D _a mm	d ₁ mm	l ₄ mm	L _c mm	a _r mm	Z	kg	可转位 刀片 数量	型号
M5008-016-TC08-02-01	10,1	16	M8	25	1	2,9	2	0,03	2	ENMX08T316R
M5008-020-TC10-03-01	14,1	20	M10	30	1	2,9	3	0,04	3	
M5008-020-TC10-04-01	14,1	20	M10	30	1	2,9	4	0,04	4	
M5008-025-TC12-04-01	19,1	25	M12	35	1	2,9	4	0,08	4	
M5008-025-TC12-05-01	19,1	25	M12	35	1	2,9	5	0,08	5	
M5008-030-TC16-04-01	24,1	30	M16	40	1	2,9	4	0,16	4	
M5008-030-TC16-05-01	24,1	30	M16	40	1	2,9	5	0,16	5	
M5008-032-TC16-05-01	26,1	32	M16	40	1	2,9	5	0,17	5	
M5008-032-TC16-06-01	26,1	32	M16	40	1	2,9	6	0,17	6	
M5008-035-TC16-05-01	29,1	35	M16	40	1	2,9	5	0,19	5	
M5008-035-TC16-06-01	29,1	35	M16	40	1	2,9	6	0,2	6	
★ M5008-040-TC16-06-01	34,1	40	M16	40	1	2,9	6	0,22	6	
★ M5008-040-TC16-08-01	34,1	40	M16	40	1	2,9	8	0,23	8	
★ M5008-042-TC16-06-01	36,1	42	M16	40	1	2,9	6	0,24	6	
★ M5008-042-TC16-08-01	36,1	42	M16	40	1	2,9	8	0,25	8	

刀杆和备件包括在供货范围内



































备件

	D _c [mm]	10,1–36,1
	可转位刀片夹紧螺钉 锁紧扭矩	FS1454 (T8IP) 1,2 Nm

附件

	D _c [mm]	10,1–36,1
	扭矩螺丝刀, 模拟型	FS2001
	扭矩螺丝刀, 数显型	FS2248
	可换刀头	FS2012 (T8IP)
	螺丝刀	FS1483 (T8IP)

可转位刀片

订货号	r mm	P					M			K			S			H		
		HC					HC			HC			HC			HC		
		WKP25S	WKP35G	WKP35S	WSP45G	WSP45S	WSM35S	WSP45G	WSP45S	WKK25S	WKP25S	WKP35G	WKP35S	WSM35S	WSM45X	WSP45G	WSP45S	WHH15X
ENMX08T316R-D27	1,6																	
ENMX08T316R-F47	1,6																	


HC = 涂层硬质合金

方肩铣刀

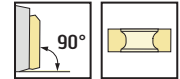
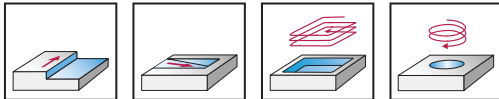
 M5137 mm

TNMU11T304R

Xtra-tec® XT



- 每个可转位刀片有 6 个切削刃



	P	M	K	N	S	H	O
M5137	●●	●●	●●	●●	●●		

刀具




	订货号	D _c mm	d ₁ mm	l ₄ mm	l ₁ mm	L _c mm	Z	kg	可转位 刀片 数量	型号
DIN 1835 B 	★ M5137-025-W25-03-05	25	25	40	96	5	3	0,3	3	TNMU11T304R
	★ M5137-032-W32-04-05	32	32	40	101	5	4	0,53	4	
	★ M5137-032-W32-05-05	32	32	40	101	5	5	0,53	5	
套式接口 端面键驱动 DIN 138 	★ M5137-040-B16-05-05	40	16	40		5	5	0,19	5	TNMU11T304R
	★ M5137-040-B16-06-05	40	16	40		5	6	0,19	6	
	★ M5137-050-B22-06-05	50	22	40		5	6	0,29	6	
	★ M5137-050-B22-08-05	50	22	40		5	8	0,29	8	
	★ M5137-063-B22-07-05	63	22	40		5	7	0,48	7	
	★ M5137-063-B22-09-05	63	22	40		5	9	0,48	9	

刀杆和备件包括在供货范围内

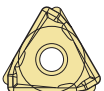






备件

	D _c [mm]	25-63
	可转位刀片夹紧螺钉 锁紧扭矩	FS2061 (T7IP) 0,9 Nm

附件

	D _c [mm]	25-63
	扭矩螺丝刀, 模拟型	FS2001
	可换刀头	FS2011 (T7IP)
	螺丝刀	FS2088 (T7IP)

可转位刀片

订货号	r mm	b mm	P		M	K		S
			HC		HC	HC	HC	
			WKP 25S	WKP 35G	WSP 45G	WKP 25S	WKP 35G	WSP 45G
 TNMU11T304R-G57	0,4	1						

HC = 涂层硬质合金

方肩铣刀


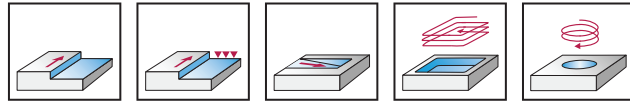
 M5130 mm

AC .. 0602 .. R

Xtra-tec® XT



- 每个可转位刀片有 2 个切削刃



	P	M	K	N	S	H	O
M5130	●	●	●	●	●	●	●

刀具




	订货号	D _c mm	d ₁ mm	l ₄ mm	l ₁ mm	L _c mm	Z	kg	可转位 刀片 数量	型号
ScrewFit 	M5130-010-T09-02-05	10	T09	20		5	2	0,02	2	AC .. 0602 .. R
	M5130-012-T09-03-05	12	T09	20		5	3	0,02	3	
	M5130-016-T14-03-05	16	T14	25		5	3	0,04	3	
	M5130-016-T14-04-05	16	T14	25		5	4	0,03	4	
	M5130-020-T18-04-05	20	T18	25		5	4	0,05	4	
	M5130-020-T18-05-05	20	T18	25		5	5	0,05	5	
	M5130-025-T22-05-05	25	T22	30		5	5	0,1	5	
	M5130-025-T22-07-05	25	T22	30		5	7	0,1	7	
	M5130-032-T28-06-05	32	T28	35		5	6	0,19	6	
	M5130-032-T28-08-05	32	T28	35		5	8	0,2	8	
	M5130-040-T36-07-05	40	T36	35		5	7	0,34	7	
M5130-040-T36-10-05	40	T36	35		5	10	0,35	10		
圆柱螺纹柄 	M5130-010-TC06-02-05	10	M6	20		5	2	0,01	2	AC .. 0602 .. R
	M5130-012-TC06-03-05	12	M6	20		5	3	0,01	3	
	M5130-016-TC08-03-05	16	M8	25		5	3	0,03	3	
	M5130-016-TC08-04-05	16	M8	25		5	4	0,03	4	
	M5130-020-TC10-04-05	20	M10	25		5	4	0,05	4	
	M5130-020-TC10-05-05	20	M10	25		5	5	0,05	5	
	M5130-025-TC12-05-05	25	M12	30		5	5	0,1	5	
	M5130-025-TC12-07-05	25	M12	30		5	7	0,1	7	
	M5130-032-TC16-06-05	32	M16	35		5	6	0,19	6	
	M5130-032-TC16-08-05	32	M16	35		5	8	0,2	8	
	M5130-040-TC16-07-05	40	M16	35		5	7	0,24	7	
M5130-040-TC16-10-05	40	M16	35		5	10	0,27	10		
DIN 1835 B 	M5130-010-W10-02-05	10	10	16	60	5	2	0,03	2	AC .. 0602 .. R
	M5130-010-W16-02-05	10	16	30	80	5	2	0,09	2	
	M5130-012-W12-03-05	12	12	19	65	5	3	0,05	3	
	M5130-012-W16-03-05	12	16	30	80	5	3	0,09	3	
	M5130-016-W16-03-05	16	16	21	70	5	3	0,09	3	
	M5130-016-W16-04-05	16	16	21	70	5	4	0,11	4	
	M5130-020-W20-04-05	20	20	24	75	5	4	0,16	4	
	M5130-020-W20-05-05	20	20	24	75	5	5	0,16	5	
	M5130-025-W25-05-05	25	25	26	85	5	5	0,29	5	
	M5130-025-W25-07-05	25	25	26	85	5	7	0,29	7	

刀杆和备件包括在供货范围内


备件

	D _c [mm]	10-63
	可转位刀片夹紧螺钉 锁紧扭矩	FS2560 (T6IP) 0,5 Nm

附件

	D _c [mm]	10-63
	扭矩螺丝刀, 模拟型	FS2001
	可换刀头	SD2001-6IP (T6IP)
	螺丝刀	SD1001-6IP (T6IP)

可转位刀片

订货号	r mm	b mm	P					M			K			N		S			
			HC					HC			HC			HC	HW	HC			
			WKP25S	WKP35G	WKP35S	WSP45G	WSP45S	WSM35S	WSP45G	WSP45S	WAK15	WKK25S	WKP25S	WKP35G	WKP35S	WXN15	WK10	WSM35S	WSP45G
 ACGT060204R-G65	0,4	0,9	☺	☺	☺	☺	☺	☺	☺	☺	☺	☺	☺	☺	☺	☺	☺	☺	☺
ACGT060204R-M85	0,4	0,9												☺	☺				
ACMT060202R-G55	0,2	1		☺	☺	☺	☺					☺	☺						
ACMT060204R-G55	0,4	0,9	☺	☺	☺	☺	☺	☺	☺	☺	☺	☺	☺						
ACMT060204R-K55	0,4	0,9		☺	☺	☺	☺	☺				☺	☺						
ACMT060208R-G55	0,8	0,8		☺	☺	☺	☺	☺				☺	☺						
ACMT060212R-G55	1,2	0,6		☺	☺	☺	☺	☺				☺	☺						
ACMT060216R-G55	1,6	0,1		☺	☺	☺	☺	☺				☺	☺						

HC = 涂层硬质合金
HW = 非涂层硬质合金

方肩铣刀


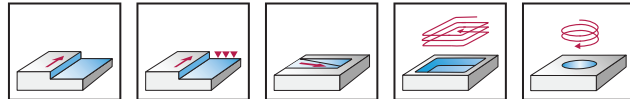
 M5130 mm

AC .. 0602 .. R

Xtra-tec® XT



- 每个可转位刀片有 2 个切削刃



	P	M	K	N	S	H	O
M5130	●	●	●	●	●	●	●




刀具	订货号	D _c mm	d ₁ mm	l ₄ mm	l ₁ mm	L _c mm	Z	kg	可转位 刀片 数量	型号
圆柱柄 	M5130-010-A10-02-05	10	10	16	60	5	2	0,03	2	AC .. 0602 .. R
	M5130-010-A16-02-05	10	16	30	80	5	2	0,1	2	
	M5130-012-A12-03-05	12	12	19	70	5	3	0,05	3	
	M5130-012-A16-03-05	12	16	30	80	5	3	0,09	3	
	M5130-014-A16-03-05	14	16	30	80	5	3	0,06	3	
	M5130-016-A16-03-05	16	16	21	90	5	3	0,12	3	
	M5130-016-A16-04-05	16	16	21	90	5	4	0,13	4	
	M5130-018-A16-03-05	18	16	21	90	5	3	0,13	3	
	M5130-020-A20-04-05	20	20	24	110	5	4	0,24	4	
	M5130-020-A20-05-05	20	20	24	110	5	5	0,24	5	
	M5130-022-A20-04-05	22	20	24	110	5	4	0,25	4	
	M5130-025-A25-05-05	25	25	26	120	5	5	0,42	5	
	M5130-025-A25-07-05	25	25	26	120	5	7	0,42	7	
套式接口 端面键驱动 DIN 138 	M5130-032-B16-06-05	32	16	40		5	6	0,14	6	AC .. 0602 .. R
	M5130-032-B16-08-05	32	16	40		5	8	0,14	8	
	M5130-040-B16-07-05	40	16	40		5	7	0,27	7	
	M5130-040-B16-10-05	40	16	40		5	10	0,27	10	
	M5130-050-B22-09-05	50	22	40		5	9	0,42	9	
	M5130-050-B22-12-05	50	22	40		5	12	0,42	12	
	M5130-063-B22-11-05	63	22	40		5	11	0,54	11	
M5130-063-B22-14-05	63	22	40		5	14	0,54	14		

刀杆和备件包括在供货范围内


备件

	D _c [mm]	10-63
	可转位刀片夹紧螺钉 锁紧扭矩	FS2560 (T6IP) 0,5 Nm

附件

	D _c [mm]	10-63
	扭矩螺丝刀, 模拟型	FS2001
	可换刀头	SD2001-6IP (T6IP)
	螺丝刀	SD1001-6IP (T6IP)

可转位刀片

订货号	r mm	b mm	P					M			K			N		S		
			HC					HC			HC			HC	HW	HC		
			WKP25S	WKP35G	WKP35S	WSP45G	WSP45S	WSM35S	WSP45G	WSP45S	WAK15	WKK25S	WKP25S	WKP35G	WKP35S	WXN15	WK10	WSM35S
 ACGT060204R-G65	0,4	0,9	☺	☺	☺	☺	☺	☺	☺	☺	☺	☺	☺			☺	☺	☺
ACGT060204R-M85	0,4	0,9												☺	☺			
ACMT060202R-G55	0,2	1		☺	☺	☺	☺				☺	☺	☺					☺
ACMT060204R-G55	0,4	0,9	☺	☺	☺	☺	☺	☺	☺	☺	☺	☺	☺			☺	☺	☺
ACMT060204R-K55	0,4	0,9		☺	☺	☺	☺	☺			☺	☺	☺			☺	☺	☺
ACMT060208R-G55	0,8	0,8		☺	☺	☺	☺	☺			☺	☺	☺					☺
ACMT060212R-G55	1,2	0,6		☺	☺	☺	☺	☺			☺	☺	☺					☺
ACMT060216R-G55	1,6	0,1		☺	☺	☺	☺	☺			☺	☺	☺					☺


HC = 涂层硬质合金
HW = 非涂层硬质合金

方肩铣刀


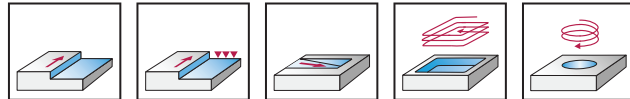
 M5130 inch

AC .. 0602 .. R

Xtra-tec® XT



- 每个可转位刀片有 2 个切削刃





	P	M	K	N	S	H	O
M5130	●	●	●	●	●	●	●

刀具




	订货号	D _c inch	d ₁ inch	l ₄ inch	l ₁ inch	L _c inch	Z	lbs	可转位 刀片 数量	型号
ScrewFit 	M5130.013-T09-03-05	0,500	T09	0,787		0,197	3	0,001	3	AC .. 0602 .. R
	M5130.015-T14-03-05	0,625	T14	0,984		0,197	3	0,001	3	
	M5130.015-T14-04-05	0,625	T14	0,984		0,197	4	0,002	4	
	M5130.019-T18-04-05	0,750	T18	0,984		0,197	4	0,002	4	
	M5130.019-T18-05-05	0,750	T18	0,984		0,197	5	0,002	5	
	M5130.026-T22-05-05	1,000	T22	1,181		0,197	5	0,004	5	
	M5130.026-T22-07-05	1,000	T22	1,181		0,197	7	0,004	7	
	M5130.031-T28-06-05	1,250	T28	1,378		0,197	6	0,008	6	
	M5130.031-T28-08-05	1,250	T28	1,378		0,197	8	0,008	8	
	M5130.038-T36-07-05	1,500	T36	1,378		0,197	7	0,014	7	
M5130.038-T36-10-05	1,500	T36	1,378		0,197	10	0,014	10		
DIN 1835 B 	M5130.013-W13-03-05	0,500	0,500	0,700	2,281	0,197	3	0,002	3	AC .. 0602 .. R
	M5130.015-W15-03-05	0,625	0,625	0,750	2,656	0,197	3	0,004	3	
	M5130.015-W15-04-05	0,625	0,625	0,750	2,656	0,197	4	0,004	4	
	M5130.019-W19-04-05	0,750	0,750	0,945	2,781	0,197	4	0,005	4	
	M5130.019-W19-05-05	0,750	0,750	0,945	2,781	0,197	5	0,005	5	
	M5130.026-W26-05-05	1,000	1,000	1,000	3,281	0,197	5	0,011	5	
	M5130.026-W26-07-05	1,000	1,000	1,000	3,281	0,197	7	0,011	7	
圆柱柄 	M5130.013-A13-03-05	0,500	0,500	0,750	2,531	0,197	3	0,002	3	AC .. 0602 .. R
	M5130.015-A15-03-05	0,625	0,625	0,750	3,566	0,197	3	0,005	3	
	M5130.015-A15-04-05	0,625	0,625	0,750	3,566	0,197	4	0,005	4	
	M5130.019-A19-04-05	0,750	0,750	1,000	4,250	0,197	4	0,008	4	
	M5130.019-A19-05-05	0,750	0,750	1,000	4,250	0,197	5	0,008	5	
	M5130.026-A26-05-05	1,000	1,000	1,000	4,750	0,197	5	0,017	5	
	M5130.026-A26-07-05	1,000	1,000	1,000	4,750	0,197	7	0,017	7	
套式接口 端面键驱动 DIN 138 	M5130.051-B19-09-05	2,000	0,750	1,575		0,197	9	0,016	9	AC .. 0602 .. R
	M5130.051-B19-12-05	2,000	0,750	1,575		0,197	12	0,016	12	
	M5130.064-B26-11-05	2,500	1,000	1,575		0,197	11	0,026	11	
	M5130.064-B26-14-05	2,500	1,000	1,575		0,197	14	0,026	14	

刀杆和备件包括在供货范围内

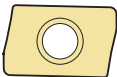
备件

	D _c [mm]	0,5–1,5	2	2,5
	可转位刀片夹紧螺钉 锁紧扭矩	FS2560 (T6IP) 0,5 Nm	FS2560 (T6IP) 0,5 Nm	FS2560 (T6IP) 0,5 Nm
	套式铣刀锁紧螺栓		FS1518	FS1519

附件

	D _c [mm]	0,5–2,5
	扭矩螺丝刀, 模拟型	FS2002
	可换刀头	SD2001-6IP (T6IP)
	螺丝刀	SD1001-6IP (T6IP)

可转位刀片

订货号	r mm	b mm	P					M		K				N		S			
			HC					HC		HC				HC	HW	HC			
			WKP25S	WKP35G	WKP35S	WSP45G	WSP45S	WSM35S	WSP45G	WSP45S	WAK15	WKK25S	WKP25S	WKP35G	WKP35S	WXN15	WK10	WSM35S	WSP45G
 ACGT060204R-G65	0,4	0,9	☉	☉	☉	☉	☉	☉		☉	☉	☉	☉			☉	☉	☉	☉
ACGT060204R-M85	0,4	0,9																	
ACMT060202R-G55	0,2	1																	
ACMT060204R-G55	0,4	0,9	☉	☉	☉	☉	☉	☉		☉	☉	☉	☉						
ACMT060204R-K55	0,4	0,9		☉	☉	☉	☉	☉											
ACMT060208R-G55	0,8	0,8		☉	☉	☉	☉	☉											
ACMT060212R-G55	1,2	0,6		☉	☉	☉	☉	☉											
ACMT060216R-G55	1,6	0,1		☉	☉	☉	☉	☉											

HC = 涂层硬质合金
HW = 非涂层硬质合金

方肩铣刀

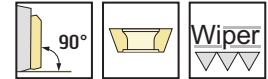
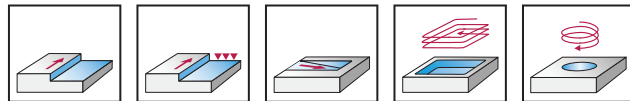
 M5130 mm

BC .. 0903 .. R

Xtra-tec® XT



- 每个可转位刀片有 2 个切削刃



	P	M	K	N	S	H	O
M5130	●	●	●	●	●	●	●





刀具	订货号	D _c mm	d ₁ mm	l ₄ mm	l ₁ mm	L _c mm	Z	kg	可转位 刀片 数量	型号
ScrewFit 	M5130-016-T14-02-09	16	T14	25		9	2	0,03	2	BC .. 0903 .. R
	M5130-020-T18-02-09	20	T18	30		9	2	0,05	2	
	M5130-020-T18-03-09	20	T18	30		9	3	0,05	3	
	M5130-025-T22-03-09	25	T22	35		9	3	0,09	3	
	M5130-025-T22-04-09	25	T22	35		9	4	0,09	4	
	M5130-032-T28-04-09	32	T28	40		9	4	0,18	4	
	M5130-032-T28-05-09	32	T28	40		9	5	0,19	5	
圆柱螺纹柄 	M5130-016-TC08-02-09	16	M8	25		9	2	0,03	2	BC .. 0903 .. R
	M5130-020-TC10-02-09	20	M10	30		9	2	0,05	2	
	M5130-020-TC10-03-09	20	M10	30		9	3	0,05	3	
	M5130-025-TC12-03-09	25	M12	35		9	3	0,09	3	
	M5130-025-TC12-04-09	25	M12	35		9	4	0,09	4	
	M5130-032-TC16-04-09	32	M16	40		9	4	0,17	4	
	M5130-032-TC16-05-09	32	M16	40		9	5	0,18	5	
DIN 1835 B 	M5130-016-W16-02-09	16	16	41	90	9	2	0,12	2	BC .. 0903 .. R
	M5130-020-W20-03-09	20	20	39	90	9	3	0,18	3	
	M5130-025-W25-04-09	25	25	43	100	9	4	0,31	4	
	M5130-032-W32-05-09	32	32	49	110	9	5	0,57	5	
圆柱柄 	M5130-016-A16-02-09	16	16	41	180	9	2	0,25	2	BC .. 0903 .. R
	M5130-018-A16-02-09	18	16	41	180	9	2	0,26	2	
	M5130-020-A20-02-09	20	20	39	200	9	2	0,44	2	
	M5130-020-A20-03-09	20	20	39	200	9	3	0,44	3	
	M5130-022-A20-03-09	22	20	39	200	9	3	0,44	3	
	M5130-025-A25-03-09	25	25	43	200	9	3	0,68	3	
	M5130-025-A25-04-09	25	25	43	200	9	4	0,68	4	
	M5130-025-A25-05-09	25	25	43	200	9	5	0,68	4	
套式接口 端面键驱动 DIN 138 	M5130-032-B16-03-09	32	16	40		9	3	0,12	3	BC .. 0903 .. R
	M5130-032-B16-06-09	32	16	40		9	6	0,12	6	
	M5130-040-B16-04-09	40	16	40		9	4	0,19	4	
	M5130-040-B16-07-09	40	16	40		9	7	0,21	7	
	M5130-050-B22-05-09	50	22	40		9	5	0,32	5	
	M5130-050-B22-08-09	50	22	40		9	8	0,34	8	
	M5130-063-B22-07-09	63	22	40		9	7	0,5	7	
	M5130-063-B22-11-09	63	22	40		9	11	0,51	11	

刀杆和备件包括在供货范围内

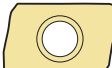

备件

	D _c [mm]	16-63
	可转位刀片夹紧螺钉 锁紧扭矩	FS2576 (T8IP) 1,2 Nm

附件

	D _c [mm]	16-63
	扭矩螺丝刀, 模拟型	FS2001
	扭矩螺丝刀, 数显型	FS2248
	可换刀头	FS2012 (T8IP)
	螺丝刀	FS1483 (T8IP)

可转位刀片

订货号	r mm	b mm	P			M			K					N		S			H				
			HC	HC	HC	HC	HC	HC	HC	HC	HW	HC	HW	HC	HW	HC	HW	HC					
			WKP25S	WKP35G	WKP35S	WSP45G	WSM35S	WSM45X	WSP45G	WAK15	WHH15	WKK25S	WKP25S	WKP35G	WKP35S	WXM15	WXN15	WK10	WSM35S	WSM45X	WSP45G	WHH15X	
 BCGT090304R-G55	0,4	1,2	⊕	⊕	⊕	⊕	⊕	⊕	⊕				⊕	⊕	⊕								
BCGT090304R-K85	0,4	1,2															⊕	⊕					
BCMT090302R-G55	0,2	1,4		⊕	⊕	⊕			⊕				⊕	⊕	⊕							⊕	
BCMT090304R-F55	0,4	1,2	⊕	⊕	⊕	⊕		⊕	⊕			⊕	⊕	⊕	⊕							⊕	
BCMT090304R-G55	0,4	1,2	⊕	⊕	⊕	⊕	⊕	⊕	⊕			⊕	⊕	⊕	⊕							⊕	
BCMT090304R-K55	0,4	1,2		⊕	⊕	⊕	⊕	⊕	⊕											⊕	⊕	⊕	
BCMT090308R-G55	0,8	0,8		⊕	⊕	⊕		⊕	⊕													⊕	
BCMT090312R-G55	1,2	0,4		⊕	⊕	⊕		⊕	⊕													⊕	
BCMT090316R-G55	1,6	0,4		⊕	⊕	⊕		⊕	⊕													⊕	
BCMT090320R-G55	2	0,4		⊕	⊕	⊕		⊕	⊕													⊕	
BCMT090330R-G55	3	0,4		⊕	⊕	⊕		⊕	⊕													⊕	
 BCGX0903PDR-G55	0,4	5							⊕	⊕					⊕								⊕

HC = 涂层硬质合金
HW = 非涂层硬质合金

方肩铣刀

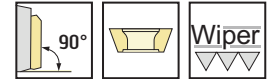
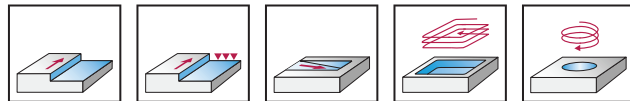
 M5130 inch

BC .. 0903 .. R

Xtra-tec® XT



- 每个可转位刀片有 2 个切削刃


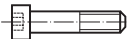


	P	M	K	N	S	H	O
M5130	●	●	●	●	●	●	●


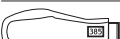


刀具	订货号	D _c inch	d ₁ inch	l ₄ inch	l ₁ inch	L _c inch	Z	lbs	可转位 刀片 数量	型号
DIN 1835 B 	M5130.015-W15-02-09	0,625	0,625	0,945	2,851	0,354	2	0,004	2	BC .. 0903 .. R
	M5130.019-W19-03-09	0,750	0,750	1,535	3,567	0,354	3	0,006	3	
	M5130.026-W26-03-09	1,000	1,000	1,181	3,462	0,354	3	0,011	3	
	M5130.026-W26-04-09	1,000	1,000	1,181	3,462	0,354	4	0,011	4	
圆柱柄 	M5130.015-A15-02-09	0,625	0,625	1,630	7,000	0,354	2	0,010	2	BC .. 0903 .. R
	M5130.019-A19-02-09	0,750	0,750	1,630	8,000	0,354	2	0,015	2	
	M5130.026-A26-03-09	1,000	1,000	1,750	8,000	0,354	3	0,028	3	
套式接口 端面键驱动 DIN 138 	M5130.051-B19-05-09	2,000	0,750	1,575		0,354	5	0,014	5	BC .. 0903 .. R
	M5130.051-B19-08-09	2,000	0,750	1,575		0,354	8	0,014	8	

刀杆和备件包括在供货范围内

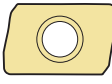

备件

	D _c [mm]	0,62–1	2
	可转位刀片夹紧螺钉 锁紧扭矩	FS2576 (T8IP) 1,2 Nm	FS2576 (T8IP) 1,2 Nm
	套式铣刀锁紧螺栓		FS1523

附件

	D _c [mm]	0,62–2
	扭矩螺丝刀, 模拟型	FS2002
	扭矩螺丝刀, 数显型	FS2248
	可换刀头	FS2012 (T8IP)
	螺丝刀	FS1483 (T8IP)

可转位刀片

订货号	r mm	b mm	P				M			K					N		S			H			
			HC	HC	HC	HC	HC	HC	HC	HC	HC	HW	HC	HC	HC	HC	HC						
			WKP25S	WKP35G	WKP35S	WSP45G	WSM35S	WSM45X	WSP45G	WAK15	WHH15	WKK25S	WKP25S	WKP35G	WKP35S	WXM15	WXN15	WK10	WSM35S	WSM45X	WSP45G	WHH15X	
 BCGT090304R-G55	0,4	1,2	☺	☺	☺	☺	☺		☺			☺	☺	☺	☺				☺				
BCGT090304R-K85	0,4	1,2																					
BCMT090302R-G55	0,2	1,4		☺	☺	☺							☺	☺	☺								
BCMT090304R-F55	0,4	1,2	☺	☺	☺	☺			☺			☺	☺	☺	☺								
BCMT090304R-G55	0,4	1,2	☺	☺	☺	☺	☺		☺			☺	☺	☺	☺				☺				
BCMT090304R-K55	0,4	1,2		☺	☺	☺	☺						☺	☺	☺				☺				
BCMT090308R-G55	0,8	0,8		☺	☺	☺							☺	☺	☺								
BCMT090312R-G55	1,2	0,4		☺	☺	☺							☺	☺	☺								
BCMT090316R-G55	1,6	0,4		☺	☺	☺							☺	☺	☺								
BCMT090320R-G55	2	0,4		☺	☺	☺							☺	☺	☺								
BCMT090330R-G55	3	0,4																					
 BCGX0903PDR-G55	0,4	5							☺	☺						☺						☺	

HC = 涂层硬质合金
HW = 非涂层硬质合金

方肩铣刀


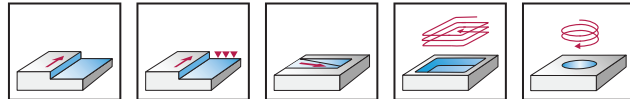
 M5130 mm

BC .. 1204 .. R

Xtra-tec® XT



- 每个可转位刀片有 2 个切削刃



	P	M	K	N	S	H	O
M5130	●	●	●	●	●	●	●





刀具	订货号	D _c mm	d ₁ mm	l ₄ mm	l ₁ mm	L _c mm	Z	kg	可转位 刀片 数量	型号
ScrewFit 	M5130-025-T22-03-12	25	T22	35		12	3	0,09	3	BC .. 1204 .. R
	M5130-032-T28-03-12	32	T28	40		12	3	0,17	3	
	M5130-032-T28-04-12	32	T28	40		12	4	0,18	4	
	M5130-040-T36-03-12	40	T36	40		12	3	0,31	3	
	M5130-040-T36-06-12	40	T36	40		12	6	0,32	6	
圆柱螺纹柄 	M5130-025-TC12-03-12	25	M12	35		12	3	0,08	3	BC .. 1204 .. R
	M5130-032-TC16-03-12	32	M16	40		12	3	0,16	3	
	M5130-032-TC16-04-12	32	M16	40		12	4	0,17	4	
	M5130-040-TC16-03-12	40	M16	40		12	3	0,21	3	
	M5130-040-TC16-06-12	40	M16	40		12	6	0,22	6	
DIN 1835 B 	M5130-025-W25-03-12	25	25	43	100	12	3	0,3	3	BC .. 1204 .. R
	M5130-032-W32-03-12	32	32	49	110	12	3	0,53	3	
	M5130-032-W32-04-12	32	32	49	110	12	4	0,54	4	
	M5130-040-W32-06-12	40	32	49	110	12	6	0,65	6	
圆柱柄 	M5130-022-A20-02-12	22	20	38	200	12	2	0,45	2	BC .. 1204 .. R
	M5130-025-A25-02-12	25	25	38	200	12	2	0,69	2	
	M5130-025-A25-03-12	25	25	38	200	12	3	0,68	3	
	M5130-032-A32-03-12	32	32	39	250	12	3	1,4	3	
	M5130-032-A32-04-12	32	32	39	250	12	4	1,42	4	
	M5130-040-A32-05-12	40	32	44	250	12	5	1,51	5	
	M5130-040-A40-04-12	40	40	44	250	12	4	2,25	4	

刀杆和备件包括在供货范围内

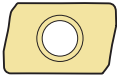
备件

D _c [mm]		22-80
	可转位刀片夹紧螺钉 锁紧扭矩	FS2573 (T9IP) 2 Nm

附件

D _c [mm]		22-80
	扭矩螺丝刀, 模拟型	FS2003
	扭矩螺丝刀, 数显型	FS2248
	可换刀头	FS2013 (T9IP)
	螺丝刀	FS1484 (T9IP)

可转位刀片

订货号	r mm	b mm	P					M				K				N		S			
			HC					HC				HC				HC	HW	HC			
			WKP25S	WKP35G	WKP35S	WSP45G	WSP45S	WSM35S	WSM45X	WSP45G	WSP45S	WAK15	WKK25S	WKP25S	WKP35G	WKP35S	WXN15	WK10	WSM35S	WSM45X	WSP45G
	BCGT120408R-G55	0,8	1,3	⊕	⊕	⊕	⊕	⊕	⊕	⊕	⊕	⊕	⊕	⊕	⊕	⊕	⊕	⊕	⊕	⊕	⊕
	BCHT120404R-K85	0,4	1,7														⊕	⊕			
	BCHT120408R-K85	0,8	1,3														⊕	⊕			
	BCHT120412R-K85	1,2	1,2														⊕	⊕			
	BCHT120416R-K85	1,6	1,1														⊕	⊕			
	BCHT120420R-K85	2	1,2														⊕	⊕			
	BCHT120425R-K85	2,5	1														⊕	⊕			
	BCHT120430R-K85	3	0,7														⊕	⊕			
	BCHT120440R-K85	4	0,4														⊕	⊕			
	BCMT120404R-G55	0,4	1,3		⊕	⊕	⊕	⊕			⊕	⊕	⊕	⊕	⊕					⊕	⊕
	BCMT120408R-F55	0,8	1,3	⊕	⊕	⊕	⊕	⊕			⊕	⊕	⊕	⊕	⊕					⊕	⊕
	BCMT120408R-G55	0,8	1,3	⊕	⊕	⊕	⊕	⊕			⊕	⊕	⊕	⊕	⊕					⊕	⊕
	BCMT120408R-K55	0,8	1,3		⊕	⊕	⊕	⊕	⊕			⊕	⊕	⊕	⊕					⊕	⊕
	BCMT120412R-G55	1,2	1,2		⊕	⊕	⊕	⊕	⊕			⊕	⊕	⊕	⊕					⊕	⊕
	BCMT120416R-G55	1,6	1,1		⊕	⊕	⊕	⊕	⊕			⊕	⊕	⊕	⊕					⊕	⊕
	BCMT120420R-G55	2	1,2		⊕	⊕	⊕	⊕	⊕			⊕	⊕	⊕	⊕					⊕	⊕
	BCMT120425R-G55	2,5	1		⊕	⊕	⊕	⊕	⊕			⊕	⊕	⊕	⊕					⊕	⊕
	BCMT120430R-G55	3	0,7		⊕	⊕	⊕	⊕	⊕			⊕	⊕	⊕	⊕					⊕	⊕
	BCMT120432R-G55	3,2	0,5		⊕	⊕	⊕	⊕	⊕			⊕	⊕	⊕	⊕					⊕	⊕
	BCMT120440R-G55	4	0,4		⊕	⊕	⊕	⊕	⊕			⊕	⊕	⊕	⊕					⊕	⊕

自刀尖圆角 $r = 2.5 \text{ mm}$ 起, 应修磨刀体的刀尖区。
R(刀体) = r(可转位刀片) - 1 mm


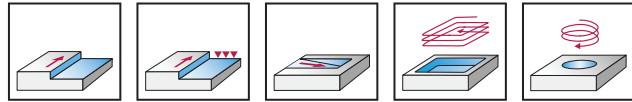
HC = 涂层硬质合金
HW = 非涂层硬质合金

方肩铣刀

 M5130 mm

 BC .. 1204 .. R
 Xtra-tec® XT

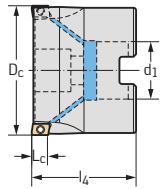

- 每个可转位刀片有 2 个切削刃



	P	M	K	N	S	H	O
M5130	●	●	●	●	●	●	●

刀具

套式接口 端面键驱动 DIN 138



订货号

 D_c
mm

 d_1
mm

 l_4
mm

 l_1
mm

 L_c
mm

Z

 可转位
刀片
数量

型号




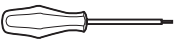
M5130-040-B16-03-12	40	16	40		12	3	0,17	3	BC .. 1204 .. R
M5130-040-B16-04-12	40	16	40		12	4	0,18	4	
M5130-040-B16-06-12	40	16	40		12	6	0,19	6	
M5130-050-B22-03-12	50	22	40		12	3	0,32	3	
M5130-050-B22-04-12	50	22	40		12	4	0,29	4	
M5130-050-B22-07-12	50	22	40		12	7	0,31	7	
M5130-063-B22-04-12	63	22	40		12	4	0,45	4	
M5130-063-B22-05-12	63	22	40		12	5	0,47	5	
M5130-063-B22-08-12	63	22	40		12	8	0,5	8	
M5130-063-B27-04-12	63	27	50		12	4	0,66	4	
M5130-063-B27-05-12	63	27	50		12	5	0,67	5	
M5130-063-B27-08-12	63	27	50		12	8	0,71	8	
M5130-080-B27-05-12	80	27	50		12	5	0,91	5	
M5130-080-B27-06-12	80	27	50		12	6	0,94	6	
M5130-080-B27-09-12	80	27	50		12	9	1	9	

刀杆和备件包括在供货范围内

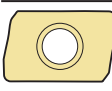
备件

	D _c [mm]	22-80
	可转位刀片夹紧螺钉 锁紧扭矩	FS2573 (T9IP) 2 Nm

附件

	D _c [mm]	22-80
	扭矩螺丝刀, 模拟型	FS2003
	扭矩螺丝刀, 数显型	FS2248
	可换刀头	FS2013 (T9IP)
	螺丝刀	FS1484 (T9IP)

可转位刀片

订货号	r mm	b mm	P					M				K				N		S				
			HC					HC				HC				HC	HW	HC				
			WKP25S	WKP35G	WKP35S	WSP45G	WSP45S	WSM35S	WSM45X	WSP45G	WSP45S	WAK15	WKK25S	WKP25S	WKP35G	WKP35S	WXN15	WK10	WSM35S	WSM45X	WSP45G	WSP45S
 BCGT120408R-G55	0,8	1,3	☉	☉	☉	☉	☉															
BCHT120404R-K85	0,4	1,7														☉	☉					
BCHT120408R-K85	0,8	1,3														☉	☉					
BCHT120412R-K85	1,2	1,2														☉	☉					
BCHT120416R-K85	1,6	1,1														☉	☉					
BCHT120420R-K85	2	1,2														☉	☉					
BCHT120425R-K85	2,5	1														☉	☉					
BCHT120430R-K85	3	0,7														☉	☉					
BCHT120440R-K85	4	0,4														☉	☉					
BCMT120404R-G55	0,4	1,3		☉	☉	☉	☉			☉	☉	☉	☉	☉							☉	☉
BCMT120408R-F55	0,8	1,3	☉	☉	☉	☉				☉	☉	☉	☉	☉							☉	☉
BCMT120408R-G55	0,8	1,3	☉	☉	☉	☉				☉	☉	☉	☉	☉							☉	☉
BCMT120408R-K55	0,8	1,3		☉	☉	☉	☉			☉	☉	☉	☉	☉							☉	☉
BCMT120412R-G55	1,2	1,2		☉	☉	☉	☉			☉	☉	☉	☉	☉							☉	☉
BCMT120416R-G55	1,6	1,1		☉	☉	☉	☉			☉	☉	☉	☉	☉							☉	☉
BCMT120420R-G55	2	1,2		☉	☉	☉	☉			☉	☉	☉	☉	☉							☉	☉
BCMT120425R-G55	2,5	1		☉	☉	☉	☉			☉	☉	☉	☉	☉							☉	☉
BCMT120430R-G55	3	0,7		☉	☉	☉	☉			☉	☉	☉	☉	☉							☉	☉
BCMT120432R-G55	3,2	0,5		☉	☉	☉	☉			☉	☉	☉	☉	☉							☉	☉
BCMT120440R-G55	4	0,4		☉	☉	☉	☉			☉	☉	☉	☉	☉							☉	☉

自刀尖圆角 $r = 2.5 \text{ mm}$ 起, 应修磨刀体的刀尖区。
R(刀体) = r(可转位刀片) - 1 mm

HC = 涂层硬质合金
HW = 非涂层硬质合金

方肩铣刀


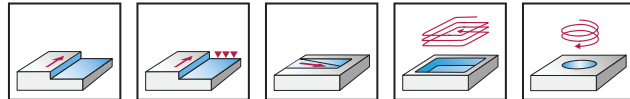
 M5130 inch

BC .. 1204 .. R

Xtra-tec® XT



- 每个可转位刀片有 2 个切削刃



	P	M	K	N	S	H	O
M5130	●	●	●	●	●	●	●

刀具	订货号	D _c inch	d ₁ inch	l ₄ inch	l ₁ inch	L _c inch	Z	lbs	可转位 刀片 数量	型号
ScrewFit 	M5130.026-T22-03-12	1,000	T22	1,378		0,472	3	0,003	3	BC .. 1204 .. R
	M5130.031-T28-03-12	1,250	T28	1,575		0,472	3	0,006	3	
	M5130.031-T28-04-12	1,250	T28	1,575		0,472	4	0,007	4	
	M5130.038-T36-06-12	1,500	T36	1,575		0,472	6	0,013	6	
	M5130.051-T45-07-12	2,000	T45	1,575		0,472	7	0,019	7	
DIN 1835 B 	M5130.019-W19-02-12	0,750	0,750	1,024	3,059	0,472	2	0,005	2	BC .. 1204 .. R
	M5130.026-W26-03-12	1,000	1,000	1,339	3,280	0,472	3	0,010	3	
	M5130.031-W31-04-12	1,250	1,250	1,417	3,697	0,472	4	0,018	4	
圆柱柄 	M5130.019-A19-02-12	0,750	0,750	1,030	7,530	0,472	2	0,015	2	BC .. 1204 .. R
	M5130.026-A26-03-12	1,000	1,000	1,500	8,000	0,472	3	0,028	3	
	M5130.031-A31-04-12	1,250	1,250	1,630	10,000	0,472	4	0,056	4	
套式接口 端面键驱动 DIN 138 	M5130.038-B19-06-12	1,500	0,750	1,500		0,472	6	0,006	6	BC .. 1204 .. R
	M5130.051-B19-04-12	2,000	0,750	1,575		0,472	4	0,011	4	
	M5130.051-B19-07-12	2,000	0,750	1,575		0,472	7	0,014	7	
	M5130.064-B26-05-12	2,500	1,000	1,575		0,472	5	0,022	5	
	M5130.064-B26-08-12	2,500	1,000	1,575		0,472	8	0,021	8	
	M5130.076-B26-06-12	3,000	1,000	2,000		0,472	6	0,036	6	
	M5130.076-B26-09-12	3,000	1,000	2,000		0,472	9	0,038	9	

刀杆和备件包括在供货范围内

备件		D _c [mm]	0,75–1,25	1,5–2	2,5–3
	可转位刀片夹紧螺钉 锁紧扭矩		FS2573 (T9IP) 2 Nm	FS2573 (T9IP) 2 Nm	FS2573 (T9IP) 2 Nm
	套式铣刀锁紧螺栓			FS1523	FS1519

附件		D _c [mm]	0,75–3
	扭矩螺丝刀, 模拟型		FS2004
	扭矩螺丝刀, 数显型		FS2248
	可换刀头		FS2013 (T9IP)
	螺丝刀		FS1484 (T9IP)

可转位刀片																					
订货号	r mm	b mm	P					M					K			N		S			
			HC					HC					HC			HC	HW	HC			
			WKP25S	WKP35G	WKP35S	WSP45G	WSP45S	WSM35S	WSM45X	WSP45G	WSP45S	WAK15	WKP25S	WKP35G	WKP35S	WXN15	WK10	WSM35S	WSM45X	WSP45G	WSP45S
BCGT120408R-G55	0,8	1,3	⊕	⊕	⊕	⊕	⊕					⊕	⊕	⊕	⊕	⊕					
BCHT120404R-K85	0,4	1,7														⊕	⊕				
BCHT120408R-K85	0,8	1,3														⊕	⊕				
BCHT120412R-K85	1,2	1,2														⊕	⊕				
BCHT120416R-K85	1,6	1,1														⊕	⊕				
BCHT120420R-K85	2	1,2														⊕	⊕				
BCHT120425R-K85	2,5	1														⊕	⊕				
BCHT120430R-K85	3	0,7														⊕	⊕				
BCHT120440R-K85	4	0,4														⊕	⊕				
BCMT120404R-G55	0,4	1,3		⊕	⊕	⊕	⊕			⊕	⊕									⊕	⊕
BCMT120408R-F55	0,8	1,3	⊕	⊕	⊕	⊕	⊕			⊕	⊕	⊕	⊕	⊕	⊕					⊕	⊕
BCMT120408R-G55	0,8	1,3	⊕	⊕	⊕	⊕	⊕	⊕		⊕	⊕	⊕	⊕	⊕	⊕			⊕	⊕	⊕	⊕
BCMT120408R-K55	0,8	1,3		⊕	⊕	⊕	⊕	⊕										⊕	⊕	⊕	⊕
BCMT120412R-G55	1,2	1,2		⊕	⊕	⊕	⊕			⊕	⊕									⊕	⊕
BCMT120416R-G55	1,6	1,1		⊕	⊕	⊕	⊕			⊕	⊕									⊕	⊕
BCMT120420R-G55	2	1,2		⊕	⊕	⊕	⊕			⊕	⊕									⊕	⊕
BCMT120425R-G55	2,5	1		⊕	⊕	⊕	⊕			⊕	⊕									⊕	⊕
BCMT120430R-G55	3	0,7		⊕	⊕	⊕	⊕			⊕	⊕									⊕	⊕
BCMT120432R-G55	3,2	0,5		⊕	⊕	⊕	⊕			⊕	⊕									⊕	⊕
BCMT120440R-G55	4	0,4		⊕	⊕	⊕	⊕			⊕	⊕									⊕	⊕

自刀尖圆角 r = 2.5 mm 起, 应修磨刀体的刀尖区。
R(刀体) = r(可转位刀片) - 1 mm

HC = 涂层硬质合金
HW = 非涂层硬质合金

方肩铣刀

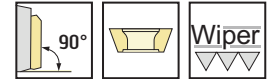
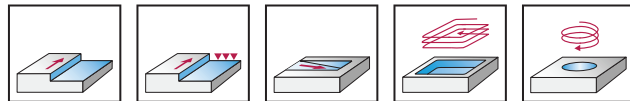
 M5130 mm

BC .. 1606 .. R

Xtra-tec® XT



- 每个可转位刀片有 2 个切削刃



	P	M	K	N	S	H	O
M5130	●	●	●	●	●	●	●






刀具	订货号	D _c mm	d ₁ mm	l ₄ mm	l ₁ mm	L _c mm	Z	kg	可转位 刀片 数量	型号
ScrewFit 	M5130-032-T28-03-15	32	T28	40		15	3	0,16	3	BC .. 1606 .. R
	M5130-040-T36-03-15	40	T36	40		15	3	0,31	3	
	M5130-040-T36-04-15	40	T36	40		15	4	0,31	4	
	M5130-050-T45-03-15	50	T45	40		15	3	0,45	3	
	M5130-050-T45-06-15	50	T45	40		15	6	0,45	6	
圆柱螺纹柄 	M5130-032-TC16-03-15	32	M16	40		15	3	0,15	3	BC .. 1606 .. R
	M5130-040-TC16-03-15	40	M16	40		15	3	0,21	3	
	M5130-040-TC16-04-15	40	M16	40		15	4	0,2	4	
DIN 1835 B 	M5130-025-W25-02-15	25	25	43	100	15	2	0,3	2	BC .. 1606 .. R
	M5130-032-W32-03-15	32	32	49	110	15	3	0,56	3	
圆柱柄 	M5130-025-A25-02-15	25	25	38	200	15	2	0,68	2	BC .. 1606 .. R
	M5130-028-A25-02-15	28	25	38	200	15	2	0,7	2	
	M5130-032-A32-03-15	32	32	39	250	15	3	1,43	3	
	M5130-035-A32-03-15	35	32	39	250	15	3	1,46	3	

刀杆和备件包括在供货范围内

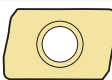

备件

	D _c [mm]	25-160
	可转位刀片夹紧螺钉 锁紧扭矩	FS2300 (T15IP) 3,5 Nm

附件

	D _c [mm]	25-125	160
	扭矩螺丝刀, 模拟型	FS2003	FS2003
	扭矩螺丝刀, 数显型	FS2248	FS2248
	可换刀头	FS2014 (T15IP)	FS2014 (T15IP)
	螺丝刀	FS1485 (T15IP)	FS1485 (T15IP)
	密封圈套件	FS936 COMPLETE SET	

可转位刀片

订货号	r mm	b mm	P				M				K				N		S							
			HC		HC		HC		HC		HC		HC	HW	HC		HC							
			WKP25S	WKP35G	WKP35S	WSP45G	WSP45S	WSM35S	WSM45X	WSP45G	WSP45S	WAK15	WHH15	WKK25S	WKP25S	WKP35G	WKP35S	WXM15	WXN15	WK10	WSM35S	WSM45X	WSP45G	WSP45S
 BCGT160508R-G55	0,8	2	☺	☺	☺	☺	☺	☺	☺	☺	☺	☺	☺	☺	☺	☺	☺	☺	☺	☺	☺	☺	☺	☺
BCHT160508R-K85	0,8	2															☺	☺						
BCHT160512R-K85	1,2	1,7															☺	☺						
BCHT160516R-K85	1,6	1,7															☺	☺						
BCHT160520R-K85	2	1,5															☺	☺						
BCHT160525R-K85	2,5	1,4															☺	☺						
BCHT160530R-K85	3	1,2															☺	☺						
BCHT160540R-K85	4	1,1															☺	☺						
BCMT160508R-F55	0,8	2	☺	☺	☺	☺	☺	☺	☺	☺	☺	☺	☺	☺	☺	☺					☺	☺	☺	☺
BCMT160508R-G55	0,8	2	☺	☺	☺	☺	☺	☺	☺	☺	☺	☺	☺	☺	☺	☺					☺	☺	☺	☺
BCMT160508R-K55	0,8	2		☺	☺	☺	☺	☺	☺	☺	☺	☺	☺	☺	☺	☺					☺	☺	☺	☺
BCMT160512R-G55	1,2	1,7		☺	☺	☺	☺	☺	☺	☺	☺	☺	☺	☺	☺	☺					☺	☺	☺	☺
BCMT160516R-G55	1,6	1,5		☺	☺	☺	☺	☺	☺	☺	☺	☺	☺	☺	☺	☺					☺	☺	☺	☺
BCMT160520R-G55	2	1,5		☺	☺	☺	☺	☺	☺	☺	☺	☺	☺	☺	☺	☺					☺	☺	☺	☺
BCMT160525R-G55	2,5	1,4		☺	☺	☺	☺	☺	☺	☺	☺	☺	☺	☺	☺	☺					☺	☺	☺	☺
BCMT160530R-G55	3	1,2		☺	☺	☺	☺	☺	☺	☺	☺	☺	☺	☺	☺	☺					☺	☺	☺	☺
BCMT160532R-G55	3,2	1,1		☺	☺	☺	☺	☺	☺	☺	☺	☺	☺	☺	☺	☺					☺	☺	☺	☺
BCMT160540R-G55	4	1,1		☺	☺	☺	☺	☺	☺	☺	☺	☺	☺	☺	☺	☺					☺	☺	☺	☺
BCMT160550R-G55	5	0,7		☺	☺	☺	☺	☺	☺	☺	☺	☺	☺	☺	☺	☺					☺	☺	☺	☺
BCMT160560R-G55	6	0,1		☺	☺	☺	☺	☺	☺	☺	☺	☺	☺	☺	☺	☺					☺	☺	☺	☺
 BCGX1605PDR-G55	0,8	8								☺	☺					☺								

自刀尖圆角 $r = 2.5 \text{ mm}$ 起, 应修磨刀体的刀尖区。R (刀体) = r (可转位刀片) - 1 mm

修光刃刀片 BCGX1605PDR-F56-G55 仅与 BCGT160508-G55 组合使用。

HC = 涂层硬质合金
HW = 非涂层硬质合金

方肩铣刀

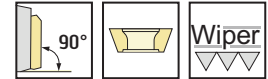
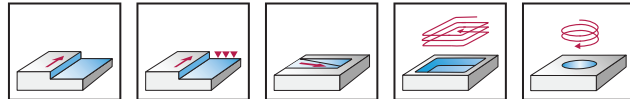
 M5130 mm

BC .. 1606 .. R

Xtra-tec® XT



- 每个可转位刀片有 2 个切削刃




	P	M	K	N	S	H	O
M5130	●	●	●	●	●	●	●

刀具






	订货号	D _c mm	d ₁ mm	l ₄ mm	l ₁ mm	L _c mm	Z	kg	可转位 刀片 数量	型号
套式接口 端面键驱动 DIN 138 	M5130-040-B16-03-15	40	16	40		15	3	0,15	3	BC .. 1606 .. R
	M5130-040-B16-04-15	40	16	40		15	4	0,14	4	
	M5130-042-B16-03-15	42	16	40		15	3	0,17	3	
	M5130-050-B22-03-15	50	22	40		15	3	0,31	3	
	M5130-050-B22-06-15	50	22	40		15	6	0,31	6	
	M5130-054-B22-03-15	54	22	40		15	3	0,34	3	
	M5130-063-B22-04-15	63	22	40		15	4	0,43	4	
	M5130-063-B22-07-15	63	22	40		15	7	0,45	7	
	M5130-063-B27-04-15	63	27	50		15	4	0,66	4	
	M5130-063-B27-07-15	63	27	50		15	7	0,68	7	
	M5130-066-B27-04-15	66	27	50		15	4	0,72	4	
	M5130-080-B27-05-15	80	27	50		15	5	0,92	5	
	M5130-080-B27-08-15	80	27	50		15	8	0,97	8	
	M5130-085-B27-05-15	85	27	50		15	5	1,03	5	
	M5130-100-B32-05-15	100	32	50		15	5	1,55	5	
	M5130-100-B32-08-15	100	32	50		15	8	1,62	8	
M5130-125-B40-07-15	125	40	63		15	7	2,47	7		
M5130-125-B40-10-15	125	40	63		15	10	2,67	10		
套式接口 端面键驱动 DIN 138 	M5130-160-B40-08-15	160	40	63		15	8	2,88	8	BC .. 1606 .. R
	M5130-160-B40-12-15	160	40	63		15	12	3,02	12	

刀杆和备件包括在供货范围内

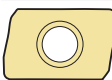

备件

	D _c [mm]	25-160
	可转位刀片夹紧螺钉 锁紧扭矩	FS2300 (T15IP) 3,5 Nm

附件

	D _c [mm]	25-125	160
	扭矩螺丝刀, 模拟型	FS2003	FS2003
	扭矩螺丝刀, 数显型	FS2248	FS2248
	可换刀头	FS2014 (T15IP)	FS2014 (T15IP)
	螺丝刀	FS1485 (T15IP)	FS1485 (T15IP)
	密封圈套件	FS936 COMPLETE SET	

可转位刀片

订货号	r mm	b mm	P				M				K				N		S						
			HC				HC				HC				HC	HW	HC						
			WKP25S	WKP35G	WKP35S	WSP45G	WSP45S	WSM35S	WSM45X	WSP45G	WSP45S	WAK15	WHH15	WKK25S	WKP25S	WKP35G	WKP35S	WXM15	WXN15	WK10	WSM35S	WSM45X	WSP45G
	BCGT160508R-G55	0,8	2	☺	☺	☺	☺	☺	☺	☺	☺	☺	☺	☺	☺	☺	☺	☺	☺	☺	☺	☺	☺
	BCHT160508R-K85	0,8	2														☺	☺					
	BCHT160512R-K85	1,2	1,7														☺	☺					
	BCHT160516R-K85	1,6	1,7														☺	☺					
	BCHT160520R-K85	2	1,5														☺	☺					
	BCHT160525R-K85	2,5	1,4														☺	☺					
	BCHT160530R-K85	3	1,2														☺	☺					
	BCHT160540R-K85	4	1,1														☺	☺					
	BCMT160508R-F55	0,8	2	☺	☺	☺	☺	☺	☺	☺	☺	☺	☺	☺	☺	☺					☺	☺	☺
	BCMT160508R-G55	0,8	2	☺	☺	☺	☺	☺	☺	☺	☺	☺	☺	☺	☺	☺					☺	☺	☺
	BCMT160508R-K55	0,8	2		☺	☺	☺	☺	☺	☺	☺	☺	☺	☺	☺	☺					☺	☺	☺
	BCMT160512R-G55	1,2	1,7		☺	☺	☺	☺	☺	☺	☺	☺	☺	☺	☺	☺					☺	☺	☺
	BCMT160516R-G55	1,6	1,5		☺	☺	☺	☺	☺	☺	☺	☺	☺	☺	☺	☺					☺	☺	☺
	BCMT160520R-G55	2	1,5		☺	☺	☺	☺	☺	☺	☺	☺	☺	☺	☺	☺					☺	☺	☺
	BCMT160525R-G55	2,5	1,4		☺	☺	☺	☺	☺	☺	☺	☺	☺	☺	☺	☺					☺	☺	☺
	BCMT160530R-G55	3	1,2		☺	☺	☺	☺	☺	☺	☺	☺	☺	☺	☺	☺					☺	☺	☺
	BCMT160532R-G55	3,2	1,1		☺	☺	☺	☺	☺	☺	☺	☺	☺	☺	☺	☺					☺	☺	☺
	BCMT160540R-G55	4	1,1		☺	☺	☺	☺	☺	☺	☺	☺	☺	☺	☺	☺					☺	☺	☺
	BCMT160550R-G55	5	0,7		☺	☺	☺	☺	☺	☺	☺	☺	☺	☺	☺	☺					☺	☺	☺
	BCMT160560R-G55	6	0,1		☺	☺	☺	☺	☺	☺	☺	☺	☺	☺	☺	☺					☺	☺	☺
	BCGX1605PDR-G55	0,8	8							☺	☺					☺							

自刀尖圆角 $r = 2.5 \text{ mm}$ 起, 应修磨刀体的刀尖区。

R (刀体) = r (可转位刀片) - 1 mm

修光刃刀片 BCGX1605PDR-F56-G55 仅与 BCGT160508-G55 组合使用。

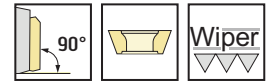
HC = 涂层硬质合金
HW = 非涂层硬质合金

方肩铣刀

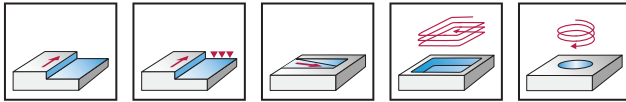
 M5130 inch

BC .. 1606 .. R

Xtra-tec® XT



- 每个可转位刀片有 2 个切削刃



	P	M	K	N	S	H	O
M5130	●	●	●	●	●	●	●
M5130	●	●	●	●	●	●	●

刀具

	订货号	D _c inch	d ₁ inch	l ₄ inch	l ₁ inch	L _c inch	Z	lbs	可转位 刀片 数量	型号
ScrewFit 	M5130.038-T36-03-15	1,500	T36	1,500		0,591	3	0,012	3	BC .. 1606 .. R
	M5130.038-T36-04-15	1,500	T36	1,500		0,591	4	0,012	4	
	M5130.051-T45-06-15	2,000	T45	1,575		0,591	6	0,018	6	
DIN 1835 B 	M5130.026-W26-02-15	1,000	1,000	1,850	4,131	0,591	2	0,013	3	BC .. 1606 .. R
	M5130.031-W31-03-15	1,250	1,250	1,500	3,781	0,591	3	0,018	3	
	M5130.038-W31-04-15	1,500	1,250	1,730	4,008	0,591	4	0,023	3	
圆柱柄 	M5130.026-A26-02-15	1,000	1,000	1,850	8,350	0,591	2	0,029	2	BC .. 1606 .. R
	M5130.031-A31-03-15	1,250	1,250	1,500	9,87	0,591	3	0,056	3	
套式接口 端面键驱动 DIN 138 	M5130.051-B19-03-15	2,000	0,750	1,575		0,591	3	0,013	3	BC .. 1606 .. R
	M5130.051-B19-06-15	2,000	0,750	1,575		0,591	6	0,012	6	
	M5130.064-B26-04-15	2,500	1,000	1,575		0,591	4	0,020	4	
	M5130.064-B26-07-15	2,500	1,000	1,575		0,591	7	0,02	7	
	M5130.076-B26-05-15	3,000	1,000	2,000		0,591	5	0,045	5	
	M5130.076-B26-08-15	3,000	1,000	2,000		0,591	8	0,041	8	
	M5130.102-B38-05-15	4,000	1,500	2,500		0,591	5	0,094	5	
	M5130.102-B38-08-15	4,000	1,500	2,500		0,591	8	0,108	8	
	M5130.127-B38-07-15	5,000	1,500	2,500		0,591	7	0,135	7	
	M5130.127-B38-10-15	5,000	1,500	2,500		0,591	10	0,146	10	
	M5130.152-B38-08-15	6,000	1,500	2,500		0,591	8	0,186	8	
	M5130.152-B38-12-15	6,000	1,500	2,500		0,591	12	0,183	12	

刀杆和备件包括在供货范围内

备件		D _c [mm]	1-6	2	2,5-3
	可转位刀片夹紧螺钉 锁紧扭矩		FS2300 (T15IP) 3,5 Nm	FS2300 (T15IP) 3,5 Nm	FS2300 (T15IP) 3,5 Nm
	套式铣刀锁紧螺栓			FS1523	FS1519

附件		D _c [mm]	1-6
	扭矩螺丝刀, 模拟型		FS2004
	扭矩螺丝刀, 数显型		FS2248
	可换刀头		FS2014 (T15IP)
	螺丝刀		FS1485 (T15IP)

可转位刀片																									
订货号	r mm	b mm	P				M				K				N		S								
			HC				HC				HC				HC	HW	HC								
			WKP25S	WKP35G	WKP35S	WSP45G	WSP45S	WSM35S	WSM45X	WSP45G	WSP45S	WAK15	WHH15	WK25S	WKP25S	WKP35G	WKP35S	WXM15	WXN15	WK10	WSM35S	WSM45X	WSP45G	WSP45S	
BCGT160508R-G55	0,8	2	⊕	⊕	⊕	⊕	⊕	⊕	⊕	⊕	⊕	⊕			⊕	⊕	⊕		⊕	⊕					
BCHT160508R-K85	0,8	2																	⊕	⊕					
BCHT160512R-K85	1,2	1,7																	⊕	⊕					
BCHT160516R-K85	1,6	1,7																	⊕	⊕					
BCHT160520R-K85	2	1,5																	⊕	⊕					
BCHT160525R-K85	2,5	1,4																	⊕	⊕					
BCHT160530R-K85	3	1,2																	⊕	⊕					
BCHT160540R-K85	4	1,1																	⊕	⊕					
BCMT160508R-F55	0,8	2	⊕	⊕	⊕	⊕	⊕	⊕	⊕	⊕	⊕	⊕			⊕	⊕	⊕					⊕	⊕	⊕	⊕
BCMT160508R-G55	0,8	2	⊕	⊕	⊕	⊕	⊕	⊕	⊕	⊕	⊕	⊕			⊕	⊕	⊕				⊕	⊕	⊕	⊕	⊕
BCMT160508R-K55	0,8	2		⊕	⊕	⊕	⊕	⊕	⊕	⊕	⊕				⊕	⊕	⊕				⊕	⊕	⊕	⊕	⊕
BCMT160512R-G55	1,2	1,7		⊕	⊕	⊕	⊕	⊕	⊕	⊕	⊕				⊕	⊕	⊕					⊕	⊕	⊕	⊕
BCMT160516R-G55	1,6	1,5		⊕	⊕	⊕	⊕	⊕	⊕	⊕	⊕				⊕	⊕	⊕					⊕	⊕	⊕	⊕
BCMT160520R-G55	2	1,5		⊕	⊕	⊕	⊕	⊕	⊕	⊕	⊕				⊕	⊕	⊕					⊕	⊕	⊕	⊕
BCMT160525R-G55	2,5	1,4		⊕	⊕	⊕	⊕	⊕	⊕	⊕	⊕				⊕	⊕	⊕					⊕	⊕	⊕	⊕
BCMT160530R-G55	3	1,2		⊕	⊕	⊕	⊕	⊕	⊕	⊕	⊕				⊕	⊕	⊕					⊕	⊕	⊕	⊕
BCMT160532R-G55	3,2	1,1		⊕	⊕	⊕	⊕	⊕	⊕	⊕	⊕				⊕	⊕	⊕					⊕	⊕	⊕	⊕
BCMT160540R-G55	4	1,1		⊕	⊕	⊕	⊕	⊕	⊕	⊕	⊕				⊕	⊕	⊕					⊕	⊕	⊕	⊕
BCMT160550R-G55	5	0,7		⊕	⊕	⊕	⊕	⊕	⊕	⊕	⊕				⊕	⊕	⊕					⊕	⊕	⊕	⊕
BCMT160560R-G55	6	0,1		⊕	⊕	⊕	⊕	⊕	⊕	⊕	⊕				⊕	⊕	⊕					⊕	⊕	⊕	⊕
BCGX1605PDR-G55	0,8	8										⊕	⊕					⊕							

自刀尖圆角 r = 2.5 mm 起, 应修磨刀体的刀尖区。
 R (刀体) = r (可转位刀片) - 1 mm
 修光刃刀片 BCGX1605PDR-F56-G55 仅与 BCGT160508-G55 组合使用。

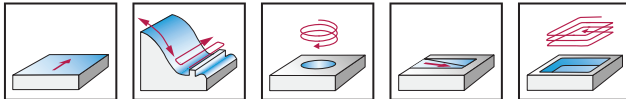
HC = 涂层硬质合金
 HW = 非涂层硬质合金

圆刀片铣刀

 M5468 mm

RD . X0501M0

Xtra-tec® XT



	P	M	K	N	S	H	O
M5468	●	●	●	●	●	●	●

刀具

	订货号	R mm	D _a mm	d ₁ mm	l ₄ mm	l ₁ mm	L _c mm	Z	kg	可转位 刀片 数量	型号
ScrewFit 	★ M5468-010-T09-02-02.5	2,5	10	T09	20		2,5	2	0,01	2	RD . X0501M0
	★ M5468-012-T09-03-02.5	2,5	12	T09	20		2,5	3	0,01	3	
	★ M5468-016-T14-04-02.5	2,5	16	T14	25		2,5	4	0,03	4	
	★ M5468-020-T18-05-02.5	2,5	20	T18	30		2,5	5	0,06	5	
圆柱螺纹柄 	★ M5468-010-TC06-02-02.5	2,5	10	M6	20		2,5	2	0,01	2	RD . X0501M0
	★ M5468-012-TC06-03-02.5	2,5	12	M6	20		2,5	3	0,01	3	
	★ M5468-016-TC08-04-02.5	2,5	16	M8	25		2,5	4	0,03	4	
	★ M5468-020-TC10-05-02.5	2,5	20	M10	30		2,5	5	0,06	5	
DIN 1835 B 	★ M5468-010-W10-02-02.5	2,5	10	10	19	60	2,5	2	0,03	2	RD . X0501M0
	★ M5468-012-W12-03-02.5	2,5	12	12	19	65	2,5	3	0,05	3	

刀杆和备件包括在供货范围内

备件		D _a [mm]	10-20
	可转位刀片夹紧螺钉 锁紧扭矩		FS1358 (T6) 0,4 Nm

附件		D _a [mm]	10-20
	扭矩螺丝刀, 模拟型		FS2001
	可换刀头		FS2005 (T6)
	螺丝刀		FS1063 (T6)

可转位刀片				P				M		K				N	S	H			
				HC				HC		HC				HW	HC	HC			
订货号		d mm		WKP25S	WKP35G	WKP35S	WSP45G	WSM35S	WSP45G	WHH15	WHH15X	WKK25S	WKP25S	WKP35G	WKP35S	WK10	WSM35S	WSP45G	WHH15X
	RDGX0501M0-G88	5														⊕			
	RDHX0501M0-A57	5		⊕	⊕	⊕				⊕	⊕	⊕		⊕	⊕				⊕
	RDMX0501M0-D57	5		⊕	⊕	⊕	⊕	⊕	⊕			⊕	⊕	⊕	⊕		⊕	⊕	

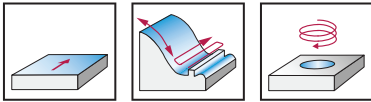
HW = 非涂层硬质合金
HC = 涂层硬质合金

圆刀片铣刀

 M5468 mm

RD . X07T1M0

Xtra-tec® XT



	P	M	K	N	S	H	O
M5468	●	●	●	●	●	●	●

刀具





	订货号	R mm	D _a mm	d ₁ mm	l ₄ mm	l ₁ mm	L _c mm	Z	kg	可转位 刀片 数量	型号
ScrewFit 	★ M5468-015-T14-03-03.5	3,5	15	T14	25		3,5	3	0,03	3	RD . X07T1M0
	★ M5468-020-T18-04-03.5	3,5	20	T18	30		3,5	4	0,05	4	
	★ M5468-025-T22-05-03.5	3,5	25	T22	35		3,5	5	0,1	5	
	★ M5468-030-T28-06-03.5	3,5	30	T28	40		3,5	6	0,18	6	
圆柱螺纹柄 	★ M5468-015-TC08-03-03.5	3,5	15	M8	25		3,5	3	0,03	3	RD . X07T1M0
	★ M5468-020-TC10-04-03.5	3,5	20	M10	30		3,5	4	0,05	4	
	★ M5468-025-TC12-05-03.5	3,5	25	M12	35		3,5	5	0,09	5	
	★ M5468-030-TC16-06-03.5	3,5	30	M16	40		3,5	6	0,17	6	
DIN 1835 B 	★ M5468-015-W16-03-03.5	3,5	15	16	51	100	3,5	3	0,12	3	RD . X07T1M0

刀杆和备件包括在供货范围内

























备件

	D _a [mm]	15-30
	可转位刀片夹紧螺钉 锁紧扭矩	FS1455 (T8IP) 1,2 Nm

附件

	D _a [mm]	15-30
	扭矩螺丝刀, 模拟型	FS2001
	扭矩螺丝刀, 数显型	FS2248
	可换刀头	FS2012 (T8IP)
	螺丝刀	FS1483 (T8IP)

可转位刀片

订货号	d mm	P				M		K			N	S	H				
		HC				HC		HC			HW	HC	HC				
		WKP25S	WKP35G	WKP35S	WSP45G	WSM35S	WSP45G	WHH15	WHH15X	WKK25S	WKP25S	WKP35G	WKP35S	WK10	WSM35S	WSP45G	WHH15X
 RDGX07T1M0-G88	7																
RDHX07T1M0-A57	7																
RDMX07T1M0-D57	7																

HW = 非涂层硬质合金
HC = 涂层硬质合金

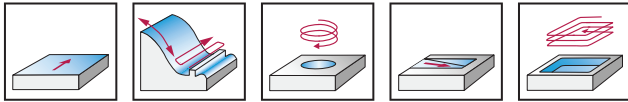
圆刀片铣刀

 M5468 mm

Xtra-tec® XT




- 带定位面
- 每个可转位刀片有 4 个切削刃




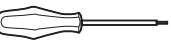



	P	M	K	N	S	H	O
M5468	●	●	●	●	●	●	●

刀具	订货号	R mm	D _a mm	d ₁ mm	l ₄ mm	l ₁ mm	L _c mm	Z	kg	可转位 刀片 数量	型号
ScrewFit 	★ M5468-016-T14-02-04	4	16	T14	25		4	2	0,03	2	RO . X0803M0
	★ M5468-025-T22-03-04	4	25	T22	35		4	3	0,09	3	
	★ M5468-032-T28-05-04	4	32	T28	40		4	5	0,18	5	
圆柱螺纹柄 	★ M5468-016-TC08-02-04	4	16	M8	25		4	2	0,03	2	RO . X0803M0
	★ M5468-025-TC12-03-04	4	25	M12	35		4	3	0,09	3	
	★ M5468-032-TC16-05-04	4	32	M16	40		4	5	0,17	5	
DIN 1835 B 	★ M5468-016-W16-02-04	4	16	16	51	100	4	2	0,13	2	RO . X0803M0
	★ M5468-025-W25-03-04	4	25	25	93	150	4	3	0,45	3	

刀杆和备件包括在供货范围内

备件		D _a [mm]	16	25–32
	可转位刀片夹紧螺钉 锁紧扭矩		FS1456 (T9IP) 2 Nm	FS2078 (T9IP) 1,5 Nm

附件		D _a [mm]	16–32
	扭矩螺丝刀, 模拟型		FS2003
	扭矩螺丝刀, 数显型		FS2248
	可换刀头		FS2013 (T9IP)
	螺丝刀		FS1484 (T9IP)

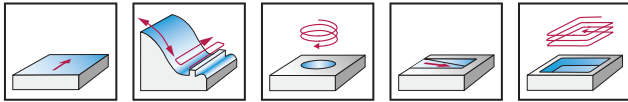
可转位刀片		d mm	P				M		K			N		S		H	
订货号	ROGX0803M04-G88		HC				HC		HC			HC	HW	HC		HC	
			WKP25S	WKP35G	WKP35S	WSP45G	WSM35S	WSP45G	WHH15X	WKK25S	WKP25S	WKP35G	WKP35S	WXN15	WK10	WSM35S	WSP45G
	ROGX0803M04-G88	8															
	ROHX0803M04-A57	8	⊕	⊗	⊗			⊕	⊕	⊗	⊗						⊕
	ROHX0803M04-D57	8			⊕	⊗	⊗										⊕
	ROHX0803M04-D67	8				⊗	⊗										⊕
	ROMX0803M04-D57	8	⊕		⊗	⊗	⊗										⊕

HW = 非涂层硬质合金
HC = 涂层硬质合金

圆刀片铣刀

 M5468 mm



- 带定位面
- 每个可转位刀片有 8 个切削刃







	P	M	K	N	S	H	O
M5468	●●	●●	●●	●●	●●	●●	●

刀具	订货号	R mm	D _a mm	d ₁ mm	l ₄ mm	l ₁ mm	L _c mm	Z	kg	可转位 刀片 数量	型号
ScrewFit 	★ M5468-032-T28-02-08	8	32	T28	40		8	2	0,14	2	RO . X1605M0
圆柱螺纹柄 	★ M5468-032-TC16-02-08	8	32	M16	40		8	2	0,14	2	RO . X1605M0
DIN 1835 B 	★ M5468-032-W32-02-08	8	32	32	99	160	8	2	0,74	2	RO . X1605M0
套式接口 端面键驱动 DIN 138 	★ M5468-052-B22-04-08 ★ M5468-052-B22-05-08 ★ M5468-063-B22-05-08 ★ M5468-063-B22-06-08 ★ M5468-066-B27-05-08 ★ M5468-066-B27-06-08 ★ M5468-080-B27-06-08 ★ M5468-080-B27-07-08 ★ M5468-100-B32-07-08 ★ M5468-125-B40-08-08	8	52	22	50		8	4	0,32	4	RO . X1605M0
		8	52	22	50		8	5	0,31	5	
		8	63	22	50		8	5	0,49	5	
		8	63	22	50		8	6	0,49	6	
		8	66	27	50		8	5	0,57	5	
		8	66	27	50		8	6	0,58	6	
		8	80	27	50		8	6	0,82	6	
		8	80	27	50		8	7	0,82	7	
		8	100	32	50		8	7	1,43	7	
		8	125	40	63		8	8	2,79	8	


备件

	D _a [mm]	52-125	32
	可转位刀片夹紧螺钉 锁紧扭矩	FS1495 (T20IP) 5 Nm	FS2281 (T20IP) 5 Nm

附件

	D _a [mm]	32-125
	扭矩螺丝刀, 模拟型	FS2003
	扭矩螺丝刀, 数显型	FS2248
	可换刀头	FS2015 (T20IP)
	螺丝刀	FS1486 (T20IP)

可转位刀片

订货号	d mm	P				M			K			N		S			H	
		HC				HC			HC			HC	HW	HC			HC	
		WKP25S	WKP35G	WKP35S	WSP45G	WSM35S	WSM45X	WSP45G	WHH15X	WKK25S	WKP25S	WKP35G	WKP35S	WXN15	WK10	WSM35S	WSM45X	WSP45G
 ROGX1605M08-G88	16	⊗	⊗	⊗				⊗	⊗	⊗	⊗	⊗	⊗					⊗
ROHX1605M08-A57	16	⊗	⊗	⊗				⊗	⊗	⊗	⊗	⊗						⊗
ROMX1605M08-D57	16	⊗	⊗	⊗	⊗		⊗	⊗	⊗	⊗	⊗	⊗			⊗		⊗	
ROMX1605M08-F67	16				⊗	⊗	⊗		⊗	⊗	⊗	⊗			⊗	⊗	⊗	
ROMX1605M0T8-A27	16	⊗	⊗	⊗				⊗	⊗	⊗	⊗	⊗						⊗

HW = 非涂层硬质合金
HC = 涂层硬质合金

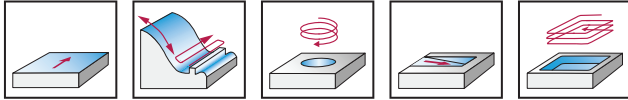
圆刀片铣刀

M5468 inch

RO . X1605M0

Xtra-tec® XT

- 带定位面
- 每个可转位刀片有 8 个切削刃




	P	M	K	N	S	H	O
M5468	●	●	●	●	●	●	●

刀具





套式接口 端面键驱动 DIN 138	订货号	R inch	D _a inch	d ₁ inch	l ₄ inch	L _c inch	Z	lbs	可转位 刀片 数量	型号
	★ M5468.064-B26-06-08	0,315	2,500	1,000	2,000	0,315	6	0,018	6	RO . X1605M0
	★ M5468.076-B26-07-08	0,315	3,000	1,000	2,000	0,315	7	0,029	7	
	★ M5468.102-B38-07-08	0,315	4,000	1,500	2,500	0,315	7	0,072	7	
	★ M5468.127-B38-08-08	0,315	5,000	1,500	2,500	0,315	8	0,104	8	

刀杆和备件包括在供货范围内


备件

	D _a [mm]	2,5-5
	可转位刀片夹紧螺钉 锁紧扭矩	FS1495 (T20IP) 5 Nm

附件

	D _a [mm]	2,5-5
	扭矩螺丝刀, 模拟型	FS2004
	扭矩螺丝刀, 数显型	FS2248
	可换刀头	FS2015 (T20IP)
	螺丝刀	FS1486 (T20IP)

可转位刀片

订货号	d mm	P				M			K			N		S			H	
		HC				HC			HC			HC	HW	HC			HC	
		WKP25S	WKP35G	WKP35S	WSP45G	WSM35S	WSM45X	WSP45G	WHH15X	WKK25S	WKP25S	WKP35G	WKP35S	WXN15	WK10	WSM35S	WSM45X	WSP45G
 ROGX1605M08-G88	16	⊗	⊗	⊗				⊗	⊗	⊗	⊗	⊗	⊗	⊗				
ROHX1605M08-A57	16	⊗	⊗	⊗				⊗	⊗	⊗	⊗	⊗						⊗
ROMX1605M08-D57	16	⊗	⊗	⊗	⊗		⊗	⊗	⊗	⊗	⊗	⊗			⊗		⊗	
ROMX1605M08-F67	16			⊗	⊗	⊗	⊗		⊗	⊗	⊗	⊗			⊗	⊗	⊗	
ROMX1605M0T8-A27	16	⊗	⊗	⊗				⊗	⊗	⊗	⊗	⊗						

HW = 非涂层硬质合金
HC = 涂层硬质合金

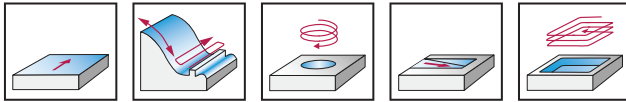
圆刀片铣刀

 M5468 mm

Xtra-tec® XT



- 带定位面
- 每个可转位刀片有 8 个切削刃




	P	M	K	N	S	H	O
M5468	●	●	●	●	●	●	●





刀具	订货号	R mm	D _a mm	d ₁ mm	l ₄ mm	l ₁ mm	L _c mm	Z	kg	可转位 刀片 数量	型号
ScrewFit 	★ M5468-040-T36-02-10	10	40	T36	40		10	2	0,25	2	RO . X2006M0
圆柱螺纹柄 	★ M5468-040-TC16-02-10	10	40	M16	40		10	2	0,15	2	RO . X2006M0
DIN 1835 B 	★ M5468-040-W40-02-10	10	40	40	119	190	10	2	1,44	2	RO . X2006M0
套式接口 端面键驱动 DIN 138 	★ M5468-063-B22-04-10 ★ M5468-080-B27-05-10 ★ M5468-100-B32-06-10 ★ M5468-125-B40-07-10	10	63	22	50		10	4	0,43	4	RO . X2006M0
		10	80	27	50		10	5	0,74	5	
		10	100	32	50		10	6	1,41	6	
		10	125	40	63		10	7	2,86	7	

刀杆和备件包括在供货范围内


备件

	D _a [mm]	40-125
	可转位刀片夹紧螺钉 锁紧扭矩	FS2614 (T20IP) 5 Nm

附件

	D _a [mm]	40-125
	扭矩螺丝刀, 模拟型	FS2003
	扭矩螺丝刀, 数显型	FS2248
	可换刀头	FS2015 (T20IP)
	螺丝刀	FS1486 (T20IP)

可转位刀片

订货号	d mm	P				M		K			N		S		H	
		HC				HC		HC			HC	HW	HC	HC		
		WKP25S	WKP35G	WKP35S	WSP45G	WSM35S	WSP45G	WHH15X	WKK25S	WKP25S	WKP35G	WKP35S	WXN15	WK10	WSM35S	WSP45G
 ROGX2006M08-G88	20											⊕	⊕			
ROHX2006M08-A57	20	⊕	⊕	⊕			⊕	⊕	⊕	⊕						⊕
ROHX2006M08-D57	20			⊕						⊕						
ROHX2006M0T8-A27	20			⊕						⊕						
ROMX2006M08-D57	20	⊕	⊕	⊕	⊕	⊕		⊕	⊕	⊕				⊕	⊕	
ROMX2006M0T8-A27	20	⊕	⊕	⊕				⊕	⊕	⊕						

HW = 非涂层硬质合金
HC = 涂层硬质合金

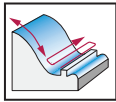
仿形铣刀

M5460 mm

Xtra-tec® XT



- 用于高速切削加工
- 与公制切削刃直径相关的长度尺寸




	P	M	K	N	S	H	O
M5460	●●	●●	●●	●●	●●	●●	●

刀具	订货号	D _c mm	R mm	d ₁ mm	l ₄ mm	l ₁ mm	Z	kg	可转位 刀片 数量	型号
圆柱螺纹柄 	★ M5460-008-TC06-02-04	8	4	M6	20		2	0,01	1	P320 . -D08
	★ M5460-010-TC06-02-05	10	5	M6	25		2	0,01	1	P320 . -D10
	★ M5460-012-TC06-02-06	12	6	M6	25		2	0,01	1	P320 . -D12
	★ M5460-016-TC08-02-08	16	8	M8	25		2	0,02	1	P320 . -D16
	★ M5460-020-TC10-02-10	20	10	M10	30		2	0,05	1	P320 . -D20
	★ M5460-025-TC12-02-12	25	12,5	M12	35		2	0,08	1	P320 . -D25
	★ M5460-030-TC16-02-15	30	15	M16	40		2	0,14	1	P320 . -D30
	★ M5460-032-TC16-02-16	32	16	M16	40		2	0,14	1	P320 . -D32
DIN 1835 B 	★ M5460-008-W12-02-04	8	4	12	50	140	2	0,1	1	P320 . -D08
	★ M5460-010-W12-02-05	10	5	12	35	150	2	0,11	1	P320 . -D10
	★ M5460-012-W16-02-06	12	6	16	58,5	160	2	0,2	1	P320 . -D12
	★ M5460-016-W20-02-08	16	8	20	65	175	2	0,34	1	P320 . -D16
	★ M5460-020-W25-02-10	20	10	25	76	190	2	0,57	1	P320 . -D20
	★ M5460-025-W32-02-12	25	12,5	32	98	210	2	1,01	1	P320 . -D25
圆柱柄 	★ M5460-008-A10-02-04	8	4	10	25	110	2	0,05	1	P320 . -D08
	★ M5460-010-A12-02-05	10	5	12	30	130	2	0,09	1	P320 . -D10
	★ M5460-012-A12-02-06	12	6	12	32	130	2	0,09	1	P320 . -D12
	★ M5460-016-A16-02-08	16	8	16	36	140	2	0,18	1	P320 . -D16
	★ M5460-020-A20-02-10	20	10	20	45	160	2	0,32	1	P320 . -D20
	★ M5460-025-A25-02-12	25	12,5	25	45	160	2	0,49	1	P320 . -D25
	★ M5460-030-A32-02-15	30	15	32	56	175	2	0,89	1	P320 . -D30
	★ M5460-032-A32-02-16	32	16	32	56	175	2	0,9	1	P320 . -D32

刀杆和备件包括在供货范围内



备件

D _c [mm]	8	10	12	16	20	25	30-32
 可转位刀片夹紧螺钉 锁紧扭矩	FS397 (T8) 1 Nm	FS390 (T15) 4 Nm	FS391 (T20) 5 Nm	FS392 (T20) 5 Nm	FS393 (T20) 5 Nm	FS394 (T20) 5 Nm	FS395 (T30) 6 Nm

附件

D _c [mm]	8	10	12-25	30-32
 扭矩扳手 T 形手柄				FS2041
 扭矩螺丝刀, 模拟型	FS2001	FS2003	FS2003	
 扭矩螺丝刀, 数显型	FS2248	FS2248	FS2248	FS2248
 可换刀头	FS2007 (T8)	FS2009 (T15)	FS2010 (T20)	FS2046 (T30)
 扳手				FS1175 (T30)
 螺丝刀	FS230 (T8)	FS229 (T15)	FS228 (T20)	

可转位刀片

订货号	D _c ^{-0.03} mm	P		M		K		S		H	
		HC		HC		HC		HC		HC	
		WKP25	WKP35	WSP46	WSM36	WSP46	WHH15	WHH15X	WSM36	WSP46	WHH15X
	P3201-D08						☉				☉
	P3201-D10	☉	☉				☉				☉
	P3201-D12	☉	☉				☉				☉
	P3201-D16	☉	☉				☉				☉
	P3201-D20	☉	☉				☉				☉
	P3201-D25	☉	☉				☉				☉
	P3201-D30						☉				☉
P3201-D32						☉				☉	
	P3204-D08			☉	☉	☉	☉	☉	☉	☉	
	P3204-D10			☉	☉	☉	☉	☉	☉	☉	
	P3204-D12			☉	☉	☉	☉	☉	☉	☉	
	P3204-D16			☉	☉	☉	☉	☉	☉	☉	
	P3204-D20	☉		☉	☉	☉	☉	☉	☉	☉	
	P3204-D25			☉	☉	☉	☉	☉	☉	☉	
	P3204-D30			☉	☉	☉	☉	☉	☉	☉	
P3204-D32			☉	☉	☉	☉	☉	☉	☉		

HC = 涂层硬质合金

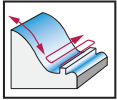
仿形铣刀

M5460 inch

Xtra-tec® XT



- 用于高速切削加工
- 与公制切削刃直径相关的长度尺寸




	P	M	K	N	S	H	O
M5460	●●	●●	●●	●●	●●	●●	●





刀具	订货号	D _c inch	R inch	d ₁ inch	l ₄ inch	l ₁ inch	Z	lbs	可转位 刀片 数量	型号
DIN 1835 B 	★ M5460.009-W13-02-05	0,375	0,187	0,500	1,378	5,906	2	0,005	1	P320 . -D09.52
	★ M5460.013-W15-02-06	0,500	0,250	0,625	2,303	6,299	2	0,008	1	P320 . -D12.7
	★ M5460.015-W19-02-08	0,625	0,312	0,750	2,559	6,890	2	0,012	1	P320 . -D15.87
	★ M5460.019-W26-02-10	0,750	0,375	1,000	2,992	7,48	2	0,023	1	P320 . -D19.05
	★ M5460.026-W31-02-13	1,000	0,500	1,250	3,858	8,268	2	0,039	1	P320 . -D25.4
圆柱柄 	★ M5460.009-A13-02-05	0,375	0,187	0,500	1,307	5,118	2	0,004	1	P320 . -D09.52
	★ M5460.013-A13-02-06	0,500	0,250	0,500	1,331	5,118	2	0,004	1	P320 . -D12.7
	★ M5460.015-A15-02-08	0,625	0,312	0,625	1,48	5,512	2	0,007	1	P320 . -D15.87
	★ M5460.019-A19-02-10	0,750	0,375	0,750	1,807	6,299	2	0,012	1	P320 . -D19.05
	★ M5460.026-A26-02-13	1,000	0,500	1,000	1,854	6,299	2	0,020	1	P320 . -D25.4

刀杆和备件包括在供货范围内



备件

	D _c [mm]	0,38	0,5	0,62	0,75	1
	可转位刀片夹紧螺钉 锁紧扭矩	FS390 (T15) 4 Nm	FS391 (T20) 5 Nm	FS392 (T20) 5 Nm	FS393 (T20) 5 Nm	FS394 (T20) 5 Nm

附件

	D _c [mm]	0,38	0,5-1
	扭矩螺丝刀, 模拟型	FS2004	FS2004
	扭矩螺丝刀, 数显型	FS2248	FS2248
	可换刀头	FS2009 (T15)	FS2010 (T20)
	螺丝刀	FS229 (T15)	FS228 (T20)

可转位刀片

	订货号	D _c ^{-0.03} mm	P		M		K		S		H	
			HC	HC	HC	HC	HC	HC	HC	HC		
			WSP46	WSM36	WSP46	WHH15	WHH15X	WSM36	WSP46	WHH15X		
	P3201-D09.52	9,530										☉
	P3201-D12.7	12,7				☉						☉
	P3201-D15.87	15,880				☉						☉
	P3201-D19.05	19,05				☉						☉
	P3201-D25.4	25,4				☉						☉
	P3204-D09.52	9,530	☉		☉	☉	☉				☉	
	P3204-D12.7	12,7	☉	☉	☉	☉	☉		☉	☉		
	P3204-D15.87	15,880	☉	☉	☉	☉	☉		☉	☉		
	P3204-D19.05	19,05	☉	☉	☉	☉	☉		☉	☉		
	P3204-D25.4	25,4	☉	☉	☉	☉	☉		☉	☉		

HC = 涂层硬质合金




旋转式刀柄 —— D2

刀柄

旋转式刀柄

253




细长型液压刀柄, DIN 69893-1 A


AB019-H





- 用于符合 DIN 1835 标准的 A 型带柄刀具

刀具	订货号	d ₁	d ₁₁	d ₁₂ mm	d ₁₄ mm	l ₄ mm	l ₁₆ mm	l ₁₇ mm	l _{17min} mm	kg
HSK DIN 69893-1 A 	★ AB019-H100-P06-085	HSK-A100	6	27	21	85	56	36,7	26,7	2,2
	★ AB019-H100-P06-120	HSK-A100	6	27	21	120	91	38,2	28,2	2,3
	★ AB019-H100-P08-085	HSK-A100	8	27	21	85	56	36,7	26,7	2,2
	★ AB019-H100-P08-120	HSK-A100	8	27	21	120	91	38,7	28,7	2,3
	★ AB019-H100-P10-090	HSK-A100	10	32	24	90	61	42,7	32,7	2,2
	★ AB019-H100-P10-120	HSK-A100	10	32	24	120	91	43,3	33,2	2,4
	★ AB019-H100-P12-095	HSK-A100	12	32	24	95	66	47,7	37,7	2,2
	★ AB019-H100-P12-120	HSK-A100	12	32	24	120	91	47,7	37,7	2,4
	★ AB019-H100-P16-100	HSK-A100	16	34	27	100	71	53,2	43,2	2,3
	★ AB019-H100-P16-120	HSK-A100	16	34	27	120	91	53,2	43,2	2,4
	★ AB019-H100-P20-105	HSK-A100	20	42	33	105	76	55,7	45,7	2,5
	★ AB019-H100-P20-120	HSK-A100	20	42	33	120	91	55,7	45,7	2,6
	★ AB019-H63-P06-080	HSK-A63	6	27	21	80	54	38,2	28,2	0,87
	★ AB019-H63-P06-120	HSK-A63	6	27	21	120	94	38,2	28,2	1
	★ AB019-H63-P08-080	HSK-A63	8	27	21	80	54	38,2	28,2	0,86
	★ AB019-H63-P08-120	HSK-A63	8	27	21	120	94	38,2	28,2	1
	★ AB019-H63-P10-085	HSK-A63	10	32	24	85	59	42,7	32,7	0,9
	★ AB019-H63-P10-120	HSK-A63	10	32	24	120	94	43,2	33,2	1,1
	★ AB019-H63-P12-090	HSK-A63	12	32	24	90	64	47,7	37,7	0,9
	★ AB019-H63-P12-120	HSK-A63	12	32	24	120	94	47,7	37,7	1,1
	★ AB019-H63-P14-090	HSK-A63	14	34	27	90	64	48,7	38,7	0,99
	★ AB019-H63-P14-120	HSK-A63	14	34	27	120	94	48,7	38,8	1,19
	★ AB019-H63-P16-095	HSK-A63	16	34	27	95	69	53,2	43,2	1
	★ AB019-H63-P16-120	HSK-A63	16	34	27	120	94	53,2	43,2	1,16
	★ AB019-H63-P20-100	HSK-A63	20	42	33	100	74	55,7	45,7	1,18
	★ AB019-H63-P20-120	HSK-A63	20	42	33	120	94	55,7	45,7	1,39









秉持可持续理念的产品和服务 —— 权威认证，过程透明

瓦尔特是一家以造福人类、改善环境为己任的企业。可持续性是我们企业战略的核心组成部分。该理念贯穿于我们的产品和服务和企业各部门，并定期由第三方独立机构进行审核和认证。

按照高标准制造，并经得起验证

我们所采用的所有过程、工艺、方法和设备都由独立机构按照严苛的标准进行了验证和评估：劳动保护、质量保证和环保措施（例如通过资源保护、高能效和碳补偿型加工）是最佳佐证。我们的社会承诺体现出瓦尔特兼济天下的责任感。

整个过程链保持高度透明 —— 令您更加安心

瓦尔特的综合管理体系涵盖了以可持续理念处理资源和生产资料，也包括以可持续理念与我们的客户、合作伙伴和员工等人员打交道。我们的所有产品在整个过程链中都能满足这些要求，对此您可以充分信任，因为我们同样是以对自己的标准来要求我们的供应商的。

认证

瓦尔特的综合管理体系包含以下各项认证：

- ISO 9001 (质量管理体系)
- VDA 6.4 (汽车工业生产设备)
- ISO 14001 (环境管理体系)
- ISO 45001 (劳动保护管理体系)
- ISO 50001 (能源管理体系)



更多有关瓦尔特的认证信息，请在此查阅：



劳动与健康保护

瓦尔特保护其员工免受健康损害。为避免发生事故，我们对我们的过程进行不间断的检查，并通过前瞻性措施进行预防。



环境及能源管理

对于瓦尔特而言，环境保护是一项重要的企业目标。我们高效使用能源，并采取行之有效的方法，以可持续的理念降低能源、水和资源的消耗。



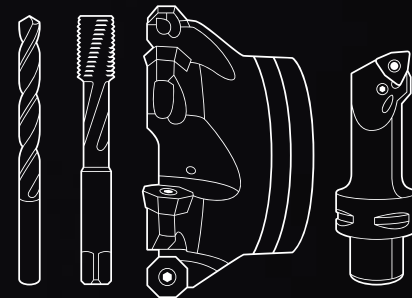
质量管理

瓦尔特不断改进其产品和过程。通过有效的措施和方法保证我们的质量——并通过全面的质量管理体系，定期对其进行审核。

Walter AG

Derendinger Straße 53, 72072 Tübingen
Postfach 2049, 72010 Tübingen
Germany

walter-tools.com



Europe

Walter Austria GmbH

Wien, Österreich
+43 1 5127300-0, service.at@walter-tools.com

Walter Benelux N.V./S.A.

Zaventem, Belgique
(B) +32 (02) 7258500
(NL) +31 (0) 900 26585-22
service.benelux@walter-tools.com

Walter (Schweiz) AG

Solothurn, Schweiz
+41 (0) 32 617 40 72, service.ch@walter-tools.com

Walter CZ s.r.o

Kurim, Czech Republic
+420 (0) 541 423352, service.cz@walter-tools.com

Walter Deutschland GmbH

Frankfurt, Deutschland
+49 (0) 69 78902-100, service.de@walter-tools.com

Walter France

Soultz-sous-Forêts, France
+33 (0) 3 88 80 20 00, service.fr@walter-tools.com

Walter Hungária Kft.

Budapest, Magyarország
+36 1 464 7160, service.hu@walter-tools.com

Walter Tools Ibérica S.A.U.

El Prat de Llobregat, España
+34 934 796760, service.iberica@walter-tools.com

Walter Italia s.r.l.

Via Volta, s.n.c., 22071 Cadorago - CO, Italia
+39 031 926-111, service.it@walter-tools.com

Walter Norden AB

Halmstad, Sweden
+46 (0) 35 16 53 00, service.norden@walter-tools.com

Walter Polska Sp. z o.o.

Warszawa, Polska
+48 (0) 22 8520495, service.pl@walter-tools.com

Walter Tools SRL

Timisoara, România
+40 (0) 256 406218, service.ro@walter-tools.com

ООО „Вальтер“

г. Санкт-Петербург
+7 (812) 334 54 56, service.ru@walter-tools.com

Walter Tools d.o.o.

Maribor, Slovenija
+386 (2) 629 01 30, service.si@walter-tools.com

Walter Slovakia, s.r.o.

Nitra, Slovakia
+421 (0) 37 3260 910, service.sk@walter-tools.com

Walter Kesici Takımlar Sanayi ve Ticaret Ltd. Şti.

Istanbul, Türkiye
+90 (0) 216 528 1900 Pbx, service.tr@walter-tools.com

Walter GB Ltd.

Bromsgrove, England
+44 (1527) 839 450, service.uk@walter-tools.com

Asia

Walter Wuxi Co. Ltd.

Wuxi, Jiangsu, P.R. China
+86 (510) 853 72199, service.cn@walter-tools.com

Walter Wuxi Co. Ltd.

中国江苏省无锡市新区新畅南路 3 号
电话: +86-510-8537 2199 邮编: 214028
客服热线: 400 1510 510
邮箱: service.cn@walter-tools.com

Walter Tools India Pvt. Ltd.

Pune, India
+91 (20) 6773 7300, service.in@walter-tools.com

Walter Japan K.K.

Nagoya, Japan
+81 (52) 533 6135, service.jp@walter-tools.com

ワルタージャパン株式会社

名古屋市中区区名駅二丁目 45 番 7 号
+81 (0) 52 533 6135, service.jp@walter-tools.com

Walter Korea Ltd.

Anyang-si Gyeonggi-do, Korea
+82 (31) 337 6100, service.wkr@walter-tools.com

한국발터(주)

경기도 안양시 동안구 학의로 282
금강팬테리움 106호 14056
+82 (0) 31 337 6100, service.wkr@walter-tools.com

Walter Malaysia Sdn. Bhd.

Selangor D.E., Malaysia
+60(3)-5624 4265, service.my@walter-tools.com

Walter AG Singapore Pte. Ltd.

+65 6773 6180, service.sg@walter-tools.com

Walter (Thailand) Co., Ltd.

Bangkok, 10120, Thailand
+66 2 687 0388, service.th@walter-tools.com

America

Walter do Brasil Ltda.

Sorocaba – SP, Brasil
+55 15 32245700, service.br@walter-tools.com

Walter Canada

Mississauga, Canada
service.ca@walter-tools.com

Walter Tools S.A. de C.V.

El Marqués, Querétaro, México
+52 (442) 478-3500, service.mx@walter-tools.com

Walter USA, LLC

Waukesha WI, USA
+1 800-945-5554, service.us@walter-tools.com

Info Area

PEFC