WALTER
Engineering Kompetenz

车削、孔加工、
螺纹加工、铣削

产品创新样本
2022 年第 1 期

_工欲善其事，必先利其器。

产品创新样本



请这样查找和订购
您的刀具解决方案：

个人 —— 全世界
您可以通过电话、传真或电子邮件与我们联系。当地联系人的联系方式请见我们的网站：
walter-tools.com

瓦尔特混合样本和宣传册
展示了我们核心品牌瓦尔特 (Walter)、瓦尔特-蒂泰克斯 (Walter Titex) 和瓦尔特-普瑞特 (Walter Prototyp)、瓦尔特全向 (Walter Multiply) 的全部标准产品 - 以印刷版和数字版的形式：包含产品一览、产品数据、切削参数建议等。通过我们的加工导航系统 Walter GPS 或 Walter TOOLSHOP 的链接，可以直接订购。

在 walter-tools.com 上您可以通过智能手机、平板电脑或个人电脑快捷而舒适地在线调出和订购瓦尔特产品。
优势：从每个终端设备上直接访问，并随时以最佳方式显示！

瓦尔特在线样本



针对刀具的搜索
在瓦尔特在线样本中，您可以根据与产品样本相同的结构并借助过滤和搜索功能来查找产品。同时集成了：购物功能以及图纸和模型的链接。

Walter GPS



与应用有关的搜索
利用 Walter GPS，以在线或离线方式，只需几步就能为您的工件找到最佳切削加工解决方案，并且必要时可以直接传输到 Walter TOOLSHOP 中！

瓦尔特 Innotime®

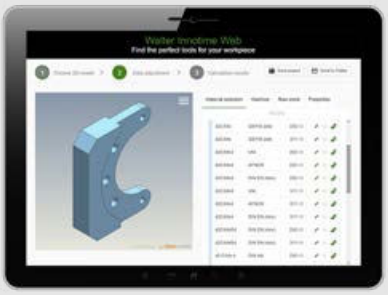

基于工件的搜索
借助瓦尔特 Innotime®，可以为您的工件找到最经济的加工解决方案：包括所有为此所需的刀具、加工步骤和参数。只需要上传您的三维模型。

数字化订购途径

TOOLSHOP　　EDI B2B

Walter TOOLSHOP & EDI
利用 Walter TOOLSHOP，客户可以快速获取信息并订购。此外，通过 EDI (电子数据交换) 还能够交换文档 (例如订单) —— 也能够订购非标刀具。

瓦尔特产品创新

目录

页码

A — 车削

ISO 车削 — A1 7

切槽 — A2 88

B — 孔加工

钻孔 — B1 113

B — 螺纹加工

攻丝 — B4 211

螺纹挤压成型 — B5 238

螺纹铣削 — B6 242

C — 铣削

整体硬质合金和 PCD 铣刀 — C1 299

带可转位刀片的铣刀 — C2 350

D — 刀柄

非旋转式刀柄 — D1 412

旋转式刀柄 — D2 422

产品创新样本的新架构

瓦尔特产品创新样本的新方案将印刷版和数字版产品及应用信息 (如切削参数或材料) 全面、清晰地结合在一起，并且可以直接链接至瓦尔特在线样本。

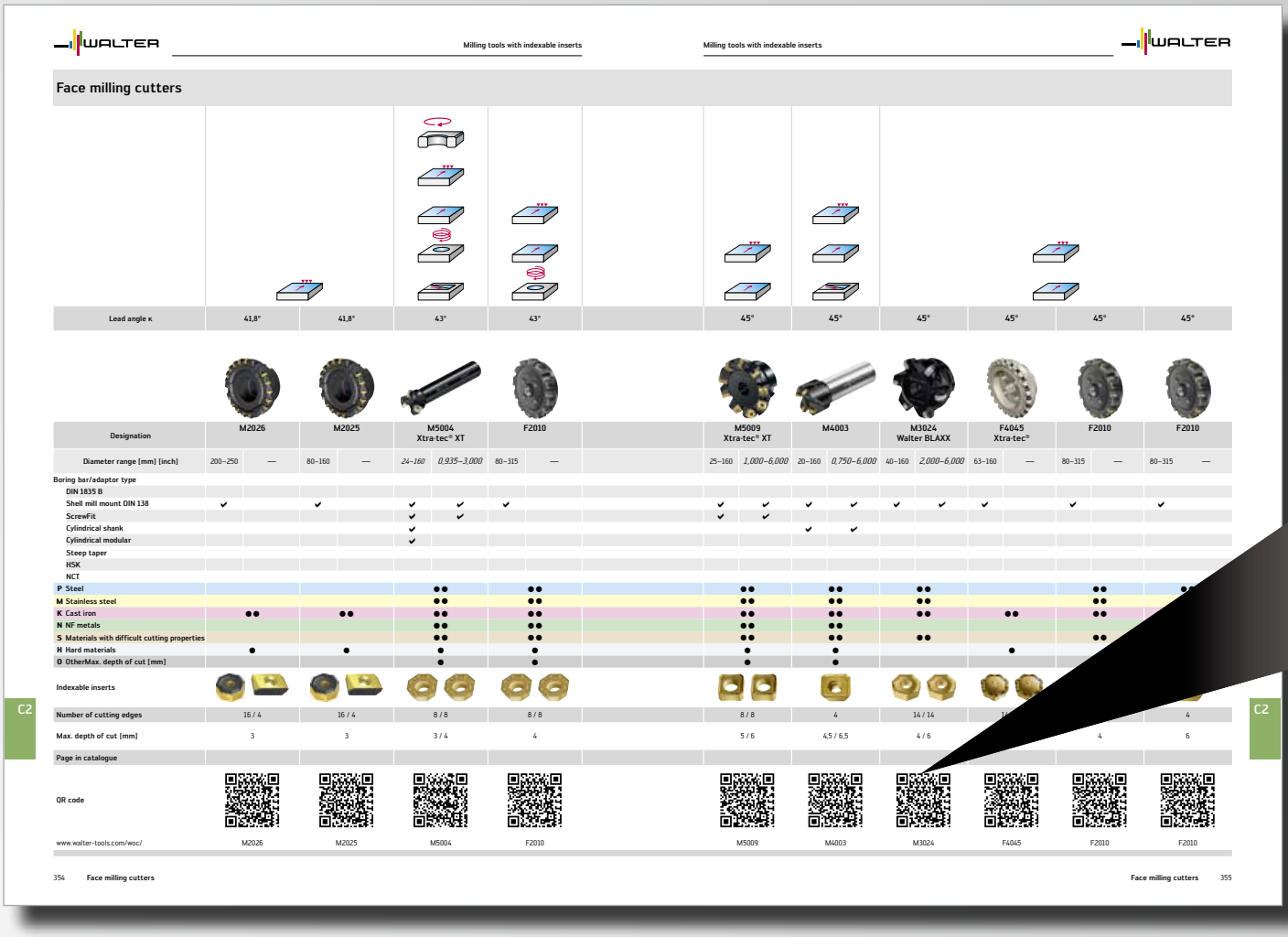

产品一览包含应用、材料和二维码，一目了然

产品一览包含应用图标、产品图示、产品适用的材料范围；必要时也提供柄部型式、夹紧系统和其他重要信息。由此您可以立即识别出您需要的产品，然后通过扫描相应的二维码或通过链接直接获取详细信息。

NEW 带有此图标的刀具是创新产品。

Selection 该图标表示该产品是“瓦尔特精选”产品系列。
这些是特别推荐的产品，具有独特的优势。

扫描二维码

让您直接进入瓦尔特在线样本中相应产品的子页面。在简要概览中，您可以看到刀具/产品的图片、应用图标和其他信息以及在 ISO 材料中的主要和次要应用。

M3024

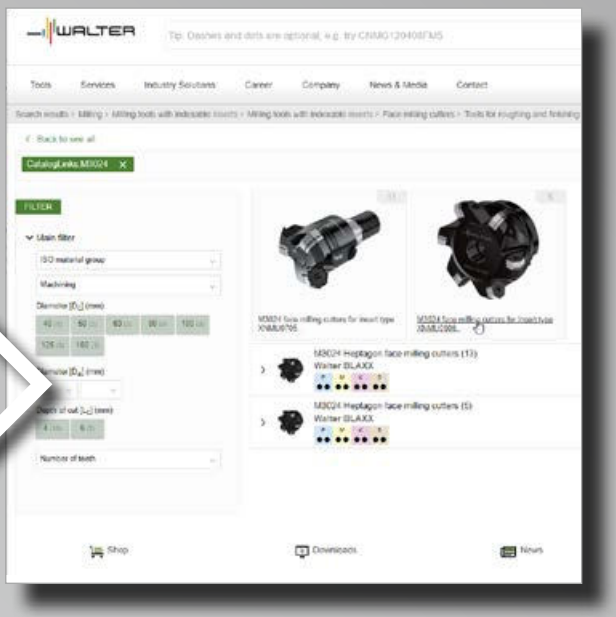

直接链接

除了扫描二维码，您还可以直接在浏览器中输入链接：
www.walter-tools.com/woc/**M3024**。
当然也可以直接点击电子书中的链接。

详细的产品数据一览

视不同的刀具而定，您将在此处或之后的产品详细信息页面上找到有关尺寸、相关可转位刀片、刀柄、附件的信息，以及更多信息的直接链接，例如使用 Walter GPS 的切削参数建议或技术数据如装配指南、极限转速等。

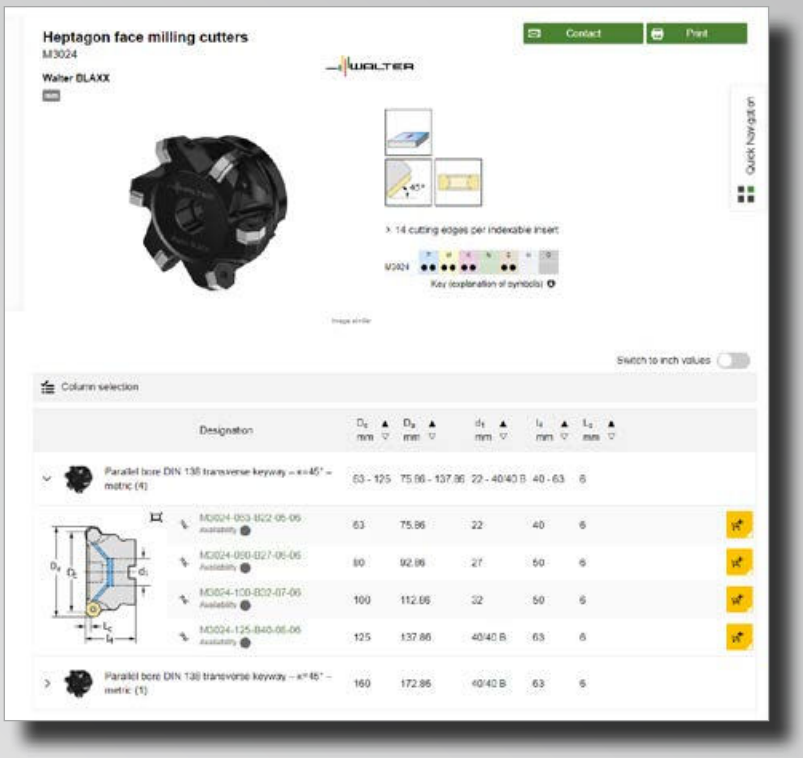

瓦尔特技术。

Accure·tec

专利设计的瓦尔特车削用镗刀杆和铣削用刀柄 Accure·tec 技术可保证最大的减振效果。特别适合于刀具悬长的车削、铣削和镗加工应用。

Tiger·tec® Gold

Tiger·tec® Gold (金虎) 是一个全新的瓦尔特技术平台，生产独特的可转位刀片涂层。它可实现最高的刀具寿命和工艺可靠性。CVD 刀具材质采用创新的超低压工艺 (ULP-CVD) 制造。其特殊的氮化钛铝涂层对于摩擦、梳状热裂纹、氧化和塑性变形具有极高的耐抗性。坚韧的耐高温复合氧化铝 PVD 刀具材质，适用于各种困难条件下的切削加工。

Tiger·tec® Silver

瓦尔特的 Tiger·tec® Silver (银虎) 提供全球独一无二的可转位刀片涂层技术。特殊的氧化铝涂层具有优化的显微晶粒组织，能降低车削、铣削和孔加工时的磨损并提高韧性和耐温性，切削参数显著提高。

Walter BLAXX

Walter BLAXX (黑锋侠) 是新一代铣刀的标杆：其特殊的表面处理使得铣刀刀体特别强壮。该系列铣刀，包括切向布齿的铣刀，都可提供瓦尔特 Tiger·tec® (虎系列) 可转位刀片。带"Walter BLAXX (黑锋侠)"标志的刀具将高耐磨性与无可比拟的性能参数结合在一起。

Walter Green

Walter Green 环保项目：可持续性和认真负责地利用资源是我们公司指导方针的核心组成部分。我们用"Walter Green"的命名展示我们是如何实施的：例如我们通过自然保护项目来平衡二氧化碳排放。

Walter Nexxt

瓦尔特的 Engineering Kompetenz (优势技术能力) 和数字化能力密不可分。我们与独资软件子公司 Comara 合作开发数字化解决方案，将机床和刀具高效联网并根据实时数据优化他们的性能。数字化解决方案达到工业 4.0 的高度 – Walter Nexxt。

Walter Xpress

瓦尔特速致 (Walter Xpress) 是高品质非标刀具的瓦尔特全向 (Walter Multiply) 快速订购和供货服务：可用于大约 10000 种刀具类型；收到订单后最多 2 到 4 周即可交货！订购流程简单方便，确保生产规划绝对可靠。所有询价都会在 24 小时内得到核算和报价。

Walter Precision XT

对现有孔进行精加工或优化其加工精度时，总是使用精镗刀：例如通过修正定位、缩小孔加工公差或改善表面质量。一般以切深 <0.5 mm (0.020 英寸) 进行精镗。

Walter Boring XT

粗镗刀具用于对现有孔进行扩孔。这时的重点是材料去除。要扩大的孔经过事先加工或通过铸造或锻造制成。粗镗刀自身也可以用于径向偏置的阶梯镗和多刃镗。

XD 技术

瓦尔特-蒂泰克斯 (Walter Titex) 的整体硬质合金钻头、铰刀可用于几乎所有材料的钻孔，精确、高效而且经济。瓦尔特-蒂泰克斯 (Walter Titex) 的 XD 技术无需啄钻即可钻出达 $70\times D_c$ 的深孔，具有最高加工精度和经济性。

Xill·tec™

瓦尔特的 MC230 Advance (超强) 产品系列整体硬质合金立铣刀 Xill·tec™ 提供独树一帜的丰富品种：有各种不同的尺寸、齿数和柄部。这样，用户便能从容应对各种可能出现的铣削加工和 ISO 材料。通用 – 且质量优异。

Xtra·tec®

Xtra·tec® 可转位刀片铣刀和钻头可在几乎所有材料上实现极其轻快的切削和最佳的表面质量。带大正前角槽型和 Tiger·tec® (虎系列) 涂层的可转位刀片具有最佳的硬度/韧性比。保证最高生产效率和工艺可靠性。

Xtra·tec®XT

Xtra·tec® XT 是最新一代瓦尔特铣刀。作为 Xtra·tec® 的扩延技术，为生产效率和工艺可靠性开辟了全新的未来。能涵盖所有常见工件材料组的几乎全部铣削工序：比以往更稳定、更高效、更经济，并且通过 Walter Green 环保项目实现 CO_2 补偿。

X·treme Evo

DC160 Advance (超强) 产品系列的整体硬质合金钻头 X·treme Evo 以及阶梯钻 DC260 Advance (超强) 是“下一代钻孔技术”的代表：普遍适用于所有 ISO 材料组、各种不同设计的机床和应用。具有出色的刀具寿命、生产效率和工艺可靠性。

Walter Capto™ 是一种模块化刀柄接口系统。该系统适用于所有车削、铣削、孔加工和螺纹加工。其 ISO 标准的三棱锥接口能很好地承受扭转和弯曲力矩，并保证最佳重复定位精度。

Walter ConeFit 是一个特别灵活的整体硬质合金铣削系统，包括种类齐全的高性能可换刀头和刀杆。其圆锥螺纹可自定心，确保最高稳定性和同轴精度。

瓦尔特 ScrewFit 用户可从最大的灵活性中获益。模块化的接口适用于各种刀柄以及铣削和钻头、粗镗刀具的不同直径和长度。

高精度磨制的 QuadFit 接口具有锥面和定位面，这是采用瓦尔特 Accure·tec 技术的车削及螺纹加工用减振镗刀杆的标记特征。可旋转 180° 的可换头系统可实现快速换刀，并具有最高转位精度。

在车削和切槽加工时，瓦尔特精密内冷技术在切屑形成的中心进行冷却：其双通道冷却液可精确到达后刀面和前刀面。在孔加工时，冷却液出口会向切削刃靠近 —— 并同时冷却后刀面和前刀面。显著提高刀具寿命、改善断屑性能或排屑效果以及提升效率和质量。

单词“Flash”表示用于高进给铣削的专用整体硬质合金铣刀。其端面槽型可减小切屑平均厚度“h”，因此实现更高的每齿进给量。切削力轴向作用在刀具中心，从而使加工工序更稳定。

在采用“SmartLock”技术的瓦尔特槽刀杆上，锁紧螺钉可从侧面操作。这样就能轻松、快捷地在机床上更换刀片，因此显著缩短换刀时间。特别适合在自动走芯机床和多主轴机床上使用。



A – 车削

A1: ISO 车削		面
可转位刀片	产品一览	
	ISO 可转位刀片 – 负型刀片	8
	ISO 可转位刀片 – 正型刀片	12
	ISO 可转位刀片 – CBN / PCD / 陶瓷	16
	仿形车削系统可转位刀片 – WL	18
	订购页	
	ISO 可转位刀片 – 负型刀片	20
	ISO 可转位刀片 – 正型刀片	32
	仿形车削系统可转位刀片 – WL	42
Walter Turn 车刀 – 外圆加工	产品一览	
	方刀杆 – 负型 / 正型刀片	44
	方刀杆 – WL 仿形车削系统	54
	方刀杆 – 陶瓷可转位刀片	56
	车刀杆 Walter Capto™	58
	Walter Capto™ – WL 仿形车削系统	64
	Walter Capto™ – 陶瓷负型刀片	66
	Walter Capto™ – 车铣加工中心	68
Walter Turn 车刀 – 内孔加工	镗刀杆 – 负型 / 正型刀片	70
	镗刀杆 – Walter Capto™	76
	镗刀杆 – 可换式刀头 QuadFit	80
	Walter Turn 车刀 – 内孔加工	82
	镗刀杆 – WL 仿形车削系统	84
	减振镗刀刀柄 – Accure·tec	86
A2: 切槽		**面**
切削刀片	切削刀片	88
	订购页	
	双刃刀片 – DX	94
方刀杆	产品一览	
	方刀杆 / 切断刀板 / 内孔槽刀杆	96
	Walter Capto™ 切槽和切断刀杆	104
	QuadFit 可换式刀头	106
	订购页	
	方刀杆 / 切断刀板 / 内孔槽刀杆	108

ISO 可转位刀片 - 负型刀片

加工	精加工				中等加工
	Selection			Selection	Selection
					
槽型	FW5	FM5	NFT	FP5	MW5
P 钢	●●	●		●●	●●
M 不锈钢	●●	●●	●		●●
K 铸铁	●●			●	●●
N 有色金属			●		
S 难切削材料	●	●●	●●		●
H 硬材料					
O 其他					
a_p [mm]	0,3–3,0	0,1–2,0	0,1–2,0	0,08–2,5	0,8–4,0
f [mm]	0,10–0,65	0,03–0,25	0,04–0,20	0,04–0,28	0,15–0,70
目录中的页面	20			20	20
二维码					
www.walter-tools.com/woc/	FW5	FM5	NFT	FP5	MW5

加工	中等加工			粗加工	
	Selection	NEW			
					
槽型	MP5	MU5	MK5	NRS	NRT
P 钢	●●	●●	●		
M 不锈钢		●●		●	
K 铸铁	●	●	●●		
N 有色金属					
S 难切削材料		●		●●	●●
H 硬材料					
O 其他					
a_p [mm]	0,5–8,0	0,5–7,0	0,2–8,0	0,8–9,0	0,8–9,0
f [mm]	0,10–0,55	0,15–0,55	0,10–0,80	0,13–0,60	0,18–0,80
目录中的页面	20	20			
二维码					
www.walter-tools.com/woc/	MP5	MU5	MK5	NRS	NRT

	中等加工					
			NEW		Selection	
						
	MN3	NMS	MS3	NMT	MP3	MM5
	●		●	●●	●●	●
	●	●	●			●●
					●	
	●●		●			
	●	●●	●●	●●		●●
	0,5–4,0	0,5–3,5	0,2–5,0	0,4–4,0	0,3–3,5	0,5–4,5
	0,05–0,40	0,08–0,45	0,02–0,50	0,08–0,32	0,06–0,40	0,10–0,45
					20	
	MN3	NMS	MS3	NMT	MP3	MM5

	粗加工					重切削
	Selection	Selection	Selection			NEW
						
	RM5	RP5	RP7	RK5	RK7	HU3
		●●	●●			●●
	●●	●				●
		●	●●	●●	●●	●
	●●					
				●	●●	
	1,2–8,0	0,8–13,0	0,8–10,0	0,6–8,0	0,8–8,0	0,8–12,0
	0,20–0,80	0,15–1,20	0,18–1,00	0,15–0,90	0,20–0,80	0,25–1,20
	20	20	20			20
	RM5	RP5	RP7	RK5	RK7	HU3

ISO 可转位刀片 - 负型刀片

加工	重切削			
		NEW 	NEW 	
槽型	NRF	HU5	HU7	NRR
P 钢	●●	●	●●	●●
M 不锈钢	●	●●	●	
K 铸铁	●	●	●●	●
N 有色金属				
S 难切削材料		●●		
H 硬材料				
O 其他				
a_p [mm]	0,8–12,0	1,0–12,0	1,5–17,0	1,5–17,0
f [mm]	0,25–1,20	0,25–1,20	0,40–1,60	0,40–1,60
目录中的页面		20	20	
二维码				
www.walter-tools.com/woc/	NRF	HU5	HU7	NRR

ISO 可转位刀片 – 正型刀片 5° / 7° / 11°

加工	精加工				
					NEW 
槽型	PF	FN2	FM2	FP2	FM4
P 钢	●●	●●	●●	●●	●
M 不锈钢	●●	●●	●●	●●	●●
K 铸铁	●●	●	●	●●	
N 有色金属		●●	●●	●	
S 难切削材料	●	●●	●●	●	●●
H 硬材料					
O 其他					
a_p [mm]	0,3–3,0	0,12–3,5	0,1–3,5	0,1–3,0	0,1–5,0
f [mm]	0,05–0,45	0,02–0,30	0,02–0,30	0,01–0,30	0,02–0,40
目录中的页面					
二维码					
www.walter-tools.com/woc/	PF	FN2	FM2	FP2	FM4

加工	中等加工				
	NEW 	NEW 	NEW 		NEW 
槽型	MN2	MM4	MP4	MK4	MP6
P 钢	●	●	●●	●	●●
M 不锈钢	●	●●	●	●	●
K 铸铁		●	●	●●	●
N 有色金属	●●				
S 难切削材料	●	●●	●	●	●
H 硬材料					
O 其他					
a_p [mm]	0,5–6,0	0,1–3,5	0,3–3,5	0,4–3,5	0,4–4,0
f [mm]	0,02–0,80	0,04–0,35	0,06–0,35	0,08–0,35	0,08–0,40
目录中的页面			33		32
二维码					
www.walter-tools.com/woc/	MN2	MM4	MP4	MK4	MP6

	精加工					中等加工
	NEW			NEW		
						
	FP4	PF4	FM6	FP6	FK6	PM
	●●	●●	●	●●	●	●●
	●	●●	●●	●	●	●
	●			●	●●	●●
	●	●●	●●	●	●	●
	0,1–5,0	0,1–1,5	0,3–2,5	0,3–2,5	0,3–2,5	0,5–4,0
	0,02–0,40	0,04–0,20	0,08–0,32	0,06–0,32	0,06–0,32	0,12–0,50
	33			32		
	FP4	PF4	FM6	FP6	FK6	PM

	中等加工		粗加工			
	NEW	NEW		NEW		
						
	..GN	..MR	RM4	RP4	RK4	RK6
	●●	●●	●	●●	●	
	●	●	●●	●	●	
	●	●●	●	●	●●	●●
	●	●	●●	●	●	
						●
	0,4–3,0	0,4–4,0	0,2–7,0	0,2–7,0	0,4–7,0	0,2–5,0
	0,10–0,30	0,12–0,30	0,08–1,20	0,08–1,20	0,08–1,20	0,08–0,50
	39	39		32		
	GN	MR	RM4	RP4	RK4	RK6

ISO 可转位刀片 – 正型刀片 5° / 7° / 11°

加工	重切削
	NEW 
槽型	**HU6**
P 钢	●●
M 不锈钢	
K 铸铁	●●
N 有色金属	
S 难切削材料	
H 硬材料	
O 其他	
a_p [mm]	1,0–15,0
f [mm]	0,12–1,70
目录中的页面	35
二维码	
www.walter-tools.com/woc/	HU6

ISO 可转位刀片 – CBN / PCD / 陶瓷

加工	精加工					
						
槽型	EM	TS	TS-MW	TM	TM-M	
P 钢						
M 不锈钢						
K 铸铁						
N 有色金属						
S 难切削材料	●●					
H 硬材料		●●	●●	●●	●●	
O 其他						
a_p [mm]	0,1–1,0	0,05–2,0	0,1–0,5	0,1–1,0	0,1–1,0	
f [mm]	0,05–0,25	0,02–0,30	0,05–0,20	0,05–0,30	0,05–0,30	
目录中的页面						
二维码						
www.walter-tools.com/woc/	EM	TS	TS-MW	TM	TM-M	

加工	精加工					
						
槽型	SM	SM-MWS	FS	T-FS	W-FS	
P 钢						
M 不锈钢						
K 铸铁						
N 有色金属			●●	●●	●●	
S 难切削材料			●	●	●	
H 硬材料	●●	●●				
O 其他			●●	●●	●●	
a_p [mm]	0,1–1,0	0,1–1,0	0,05–15,3	0,05–4,0	0,05–4,0	
f [mm]	0,05–0,30	0,05–0,35	0,03–0,38	0,03–0,38	0,03–0,38	
目录中的页面						
二维码						
www.walter-tools.com/woc/	SM	SM-MWS	FS	T-FS	W-FS	

	精加工		精加工	中等加工		粗加工 / 中等加工
						
	TM-MW	**TS-0**	**TM-S**	**E**	**T01020**	**T02020**
			●●			●●
				●●	●●	
	●●	●●	●		●	
	0,1–1,0	0,1–5,0	0,1–5,0	0,1–3,6	0,1–4,5	0,1–6,0
	0,05–0,50	0,05–0,40	0,05–0,50	0,10–0,32	0,10–0,42	0,10–0,80
	TM-MW	TS-0	TM-S	E	T01020	T02020

	中等加工	精加工	
			
	FS-M	**FS-9**	**A27**
	●●	●●	
	●	●●	
			●●
	●●	●●	
	0,1–2,0	0,05–10,4	0,05
	0,08–0,20	0,03–0,38	0,05–0,20
	FS-M	FS-9	A27

仿形车削系统可转位刀片 – WL

加工	精加工		中等加工		
		NEW		NEW	NEW
					
槽型	**FM4**	**FP4**	**MM4**	**MP4**	**MU6**
P 钢	●	●●	●	●●	●●
M 不锈钢	●●	●	●●	●	●●
K 铸铁		●	●	●	●●
N 有色金属					
S 难切削材料	●●	●	●●	●	●●
H 硬材料					●
O 其他					
a_p [mm]	0,1–2,0	0,1–2,0	0,4–2,5	0,4–2,5	0,5–2,5
f [mm]	0,04–0,25	0,05–0,25	0,08–0,40	0,08–0,40	0,12–0,45
目录中的页面		42		42	42
二维码					
www.walter-tools.com/woc/	FM4	FP4	MM4	MP4	MU6

菱形，负型 80°
CNMG / CNMM
Tiger·tec® Gold

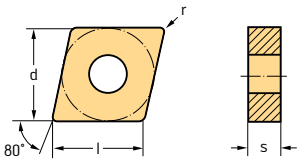

刀片

	牌号	l mm	r mm	f mm	a_p mm	P HC WMP20S	P HC WPP05S	P HC WPP10G	P HC WPP20G	P HC WPP30G	P HE WEP10C	M HC WMP20S	M HC WSM01	M HC WSM10S	M HC WSM20S	M HC WSM30S	K HC WKK10S	K HC WKK20S	S HC WSM01	S HC WSM10S	S HC WSM20S	S HC WSM30S	HW WS10
	CNMG090304-FP5	9,67	0,4	0,04–0,20	0,1–1,5			●	●														
	CNMG090308-FP5	9,67	0,8	0,08–0,25	0,2–2,0			●	●														
	CNMG120402-FP5	12,9	0,2	0,04–0,12	0,1–0,5						●												
	CNMG120404-FP5	12,9	0,4	0,04–0,20	0,1–1,5			●	●		●												
	CNMG120408-FP5	12,9	0,8	0,08–0,25	0,2–2,0			●	●		●												
	CNMG120412-FP5	12,9	1,2	0,10–0,25	0,5–2,5			●	●														
Wiper	CNMG120404-FW5	12,9	0,4	0,10–0,40	0,3–3,0			●	●					●	●					●	●		
Wiper	CNMG120408-FW5	12,9	0,8	0,15–0,60	0,4–3,0			●	●					●	●					●	●		
	CNMG090304-MP3	9,67	0,4	0,06–0,20	0,3–2,2			●	●														
	CNMG090308-MP3	9,67	0,8	0,10–0,28	0,6–3,0			●	●	●													
	CNMG120404-MP3	12,9	0,4	0,08–0,22	0,3–2,5			●	●	●													
	CNMG120408-MP3	12,9	0,8	0,12–0,32	0,6–3,2		●	●	●	●													
	CNMG120412-MP3	12,9	1,2	0,16–0,40	0,8–3,5		●	●	●	●													
	CNMG120404-MP5	12,9	0,4	0,16–0,25	0,5–4,0			●	●	●													
	CNMG120408-MP5	12,9	0,8	0,18–0,40	0,6–5,0		●	●	●	●							●						
	CNMG120412-MP5	12,9	1,2	0,20–0,45	1,0–5,0		●	●	●	●													
	CNMG120416-MP5	12,9	1,6	0,25–0,50	1,2–5,0			●	●	●													
	CNMG160608-MP5	16,12	0,8	0,25–0,40	0,8–7,0			●	●	●													
	CNMG160612-MP5	16,12	1,2	0,30–0,50	1,0–7,0		●	●	●	●													
	CNMG160616-MP5	16,12	1,6	0,35–0,55	1,2–7,0			●	●	●													
	CNMG120404-MS3	12,9	0,4	0,12–0,25	0,6–3,0				●			●	●	●	●	●			●	●	●	●	●
	CNMG120408-MS3	12,9	0,8	0,15–0,30	0,8–3,0			●	●			●	●	●	●	●			●	●	●	●	
	CNMG120412-MS3	12,9	1,2	0,15–0,40	1,0–3,5				●			●	●	●	●				●	●	●		
	CNMG190612-MS3	19,34	1,2	0,18–0,50	1,2–5,0								●		●				●		●		
	CNMG120404-MU5	12,9	0,4	0,15–0,30	0,5–4,0	●		●	●			●			●						●		
	CNMG120408-MU5	12,9	0,8	0,15–0,40	0,6–5,0	●	●	●	●			●			●						●		
	CNMG120412-MU5	12,9	1,2	0,20–0,50	1,0–5,0	●	●	●	●			●			●						●		
	CNMG120416-MU5	12,9	1,6	0,25–0,55	1,2–5,0		●	●	●														
	CNMG160612-MU5	16,12	1,2	0,30–0,55	1,0–7,0	●	●	●	●			●			●						●		
Wiper	CNMG120408-MW5	12,9	0,8	0,20–0,65	0,8–4,0	●	●	●	●			●					●	●					
Wiper	CNMG120412-MW5	12,9	1,2	0,25–0,70	1,5–4,0	●	●	●	●			●					●	●					
	CNMG120408-RM5	12,9	0,8	0,20–0,40	1,2–5,0	●		●	●			●		●	●	●				●	●	●	
	CNMG120412-RM5	12,9	1,2	0,25–0,50	1,5–5,0	●		●	●			●		●	●	●				●		●	
	CNMG120416-RM5	12,9	1,6	0,30–0,55	2,0–5,0										●	●						●	
	CNMG160608-RM5	16,12	0,8	0,22–0,45	1,2–7,0									●	●	●				●	●	●	
	CNMG160612-RM5	16,12	1,2	0,25–0,60	1,5–7,0	●						●		●	●	●				●	●	●	
	CNMG160616-RM5	16,12	1,6	0,30–0,65	2,0–7,0										●	●					●	●	
	CNMG190612-RM5	19,34	1,2	0,25–0,60	1,5–8,0	●						●		●	●	●				●	●	●	
	CNMG190616-RM5	19,34	1,6	0,30–0,80	2,0–8,0									●	●	●				●	●	●	

尺寸 – 参见按照 ISO 1832 标准的符号说明

HC = 涂层硬质合金
HE = 涂层金属陶瓷
HW = 无涂层硬质合金

菱形，负型 80°
CNMG / CNMM
Tiger·tec® Gold

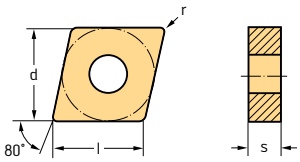

刀片

	牌号	l mm	r mm	f mm	a_p mm	P						M					K		S					HW
							HC				HE		HC				HC		HC				
						WMP20S	WPP05S	WPP10G	WPP20G	WPP30G	WEP10C	WMP20S	WSM01	WSM10S	WSM20S	WSM30S	WKK10S	WKK20S	WSM01	WSM10S	WSM20S	WSM30S	WS10
	CNMG120408-RP5	12,9	0,8	0,20–0,40	0,8–6,0		●	●	●	●							●						
	CNMG120412-RP5	12,9	1,2	0,25–0,60	1,0–6,0		●	●	●	●							●						
	CNMG120416-RP5	12,9	1,6	0,35–0,70	1,6–6,0		●	●	●	●													
	CNMG160608-RP5	16,12	0,8	0,25–0,50	1,0–8,0			●	●	●													
	CNMG160612-RP5	16,12	1,2	0,35–0,65	1,2–8,0		●	●	●	●													
	CNMG160616-RP5	16,12	1,6	0,40–0,70	1,6–8,0		●	●	●	●													
	CNMG160624-RP5	16,12	2,4	0,40–0,90	2,0–8,0			●	●														
	CNMG190608-RP5	19,34	0,8	0,25–0,50	1,0–10,0			●	●	●													
	CNMG190612-RP5	19,34	1,2	0,30–0,70	1,2–10,0		●	●	●	●													
	CNMG190616-RP5	19,34	1,6	0,35–0,80	1,6–10,0			●	●	●													
	CNMG190624-RP5	19,34	2,4	0,45–1,00	2,0–10,0			●	●														
	CNMG250924-RP5	25,79	2,4	0,45–1,20	2,0–12,0				●														
	CNMG120408-RP7	12,9	0,8	0,18–0,40	0,8–5,0			●	●	●													
	CNMG120412-RP7	12,9	1,2	0,25–0,50	1,2–5,0			●	●	●													
	CNMG120416-RP7	12,9	1,6	0,35–0,50	1,5–5,0			●	●	●													
	CNMG160608-RP7	16,12	0,8	0,30–0,50	0,8–6,0			●	●	●													
	CNMG160612-RP7	16,12	1,2	0,35–0,60	1,2–6,0			●	●	●													
	CNMG160616-RP7	16,12	1,6	0,40–0,60	1,5–6,0			●	●	●													
	CNMG190612-RP7	19,34	1,2	0,35–0,60	1,2–7,0			●	●	●													
	CNMG190616-RP7	19,34	1,6	0,35–0,75	1,5–7,0			●	●	●													
	CNMG250924-RP7	25,79	2,4	0,45–1,00	3,0–9,0				●														
	CNMM120408-HU3	12,9	0,8	0,30–0,50	0,8–7,0			●	●	●													
	CNMM120412-HU3	12,9	1,2	0,35–0,70	1,2–7,0			●	●	●													
	CNMM120416-HU3	12,9	1,6	0,40–0,80	1,6–7,0			●	●														
	CNMM160612-HU3	16,12	1,2	0,35–0,70	1,2–9,0			●	●	●													
	CNMM160616-HU3	16,12	1,6	0,40–0,90	1,6–9,0			●	●	●													
	CNMM160624-HU3	16,12	2,4	0,45–1,00	2,4–9,0			●	●														
	CNMM190612-HU3	19,34	1,2	0,35–0,70	1,2–10,0			●	●	●													
	CNMM190616-HU3	19,34	1,6	0,40–0,90	1,6–10,0			●	●	●													
	CNMM190624-HU3	19,34	2,4	0,45–1,10	2,4–10,0				●	●													
	CNMM250924-HU3	25,79	2,4	0,45–1,20	2,4–12,0				●														
	CNMM120408-HU5	12,9	0,8	0,25–0,55	1,0–7,0	●		●	●			●			●	●					●	●	
	CNMM120412-HU5	12,9	1,2	0,30–0,70	1,5–7,0	●		●	●			●			●	●					●	●	
	CNMM160612-HU5	16,12	1,2	0,35–0,70	1,5–9,0	●		●	●			●			●	●					●	●	
	CNMM160616-HU5	16,12	1,6	0,40–0,80	2,0–9,0	●		●	●			●			●	●					●	●	
	CNMM190612-HU5	19,34	1,2	0,35–0,70	1,5–10,0	●		●	●			●			●	●					●	●	
	CNMM190616-HU5	19,34	1,6	0,40–0,90	2,0–10,0	●		●	●			●			●	●					●	●	
	CNMM190624-HU5	19,34	2,4	0,45–1,00	2,0–10,0			●	●														
	CNMM120412-HU7	12,9	1,2	0,40–0,80	1,5–8,0			●	●														
	CNMM160612-HU7	16,12	1,2	0,50–0,90	2,0–10,0			●	●	●													
	CNMM160616-HU7	16,12	1,6	0,50–1,10	2,0–10,0			●	●														
	CNMM160624-HU7	16,12	2,4	0,50–1,30	2,0–10,0			●	●														
	CNMM190612-HU7	19,34	1,2	0,50–0,90	2,0–13,0			●	●	●													
	CNMM190616-HU7	19,34	1,6	0,50–1,10	2,0–13,0			●	●	●													
	CNMM250924-HU7	25,79	2,4	0,60–1,60	3,0–17,0				●	●													

尺寸 – 参见按照 ISO 1832 标准的符号说明

HC = 涂层硬质合金
HE = 涂层金属陶瓷
HW = 无涂层硬质合金

菱形，负型 55°
DNMG / DNMM
Tiger·tec® Gold

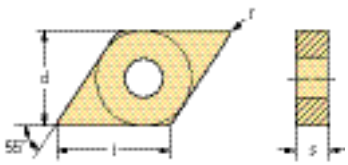

刀片

	牌号	r mm	f mm	a_p mm	P HC WMP20S	P HC WPP05S	P HC WPP10G	P HC WPP20G	P HC WPP30G	P HE WEP10C	M HC WMP20S	M HC WSM01	M HC WSM10S	M HC WSM20S	M HC WSM30S	K HC WKK10S	K HC WKK20S	S HC WSM01	S HC WSM10S	S HC WSM20S	S HC WSM30S
	DNMG110402-FP5	0,2	0,04–0,12	0,1–0,5			●	●		●											
	DNMG110404-FP5	0,4	0,04–0,20	0,1–1,5			●	●		●											
	DNMG110408-FP5	0,8	0,08–0,25	0,2–2,0			●	●		●											
	DNMG110412-FP5	1,2	0,10–0,25	0,5–2,5			●	●													
	DNMG150404-FP5	0,4	0,05–0,20	0,1–1,5			●	●		●											
	DNMG150408-FP5	0,8	0,08–0,25	0,2–2,0			●	●		●											
	DNMG150412-FP5	1,2	0,10–0,25	0,5–2,5			●	●		●											
	DNMG150604-FP5	0,4	0,05–0,20	0,1–1,5			●	●		●											
	DNMG150608-FP5	0,8	0,08–0,25	0,2–2,0			●	●		●											
	DNMG150612-FP5	1,2	0,10–0,25	0,5–2,5			●	●		●											
Wiper	DNMG110404-FW5	0,4	0,10–0,35	0,3–2,0			●	●					●	●					●	●	
Wiper	DNMG110408-FW5	0,8	0,15–0,50	0,4–2,0			●	●					●	●					●	●	
Wiper	DNMG150404-FW5	0,4	0,10–0,40	0,3–3,0			●							●						●	
Wiper	DNMG150408-FW5	0,8	0,15–0,50	0,4–3,0			●							●						●	
Wiper	DNMG150604-FW5	0,4	0,10–0,40	0,3–3,0			●	●					●	●					●	●	
Wiper	DNMG150608-FW5	0,8	0,15–0,50	0,4–3,0			●	●					●	●					●	●	
	DNMG110404-MP3	0,4	0,08–0,22	0,3–2,2			●	●													
	DNMG110408-MP3	0,8	0,12–0,32	0,6–3,0		●	●	●	✕												
	DNMG110412-MP3	1,2	0,16–0,40	0,8–3,2			●	●													
	DNMG150404-MP3	0,4	0,08–0,22	0,3–2,5			●	●													
	DNMG150408-MP3	0,8	0,12–0,32	0,6–3,2		●	●	●	✕												
	DNMG150412-MP3	1,2	0,16–0,40	0,8–3,5		●	●	●	✕												
	DNMG150604-MP3	0,4	0,08–0,22	0,3–2,5			●	●	✕												
	DNMG150608-MP3	0,8	0,12–0,32	0,6–3,2		●	●	●	✕												
	DNMG150612-MP3	1,2	0,16–0,40	0,8–3,5		●	●	●													
	DNMG110404-MP5	0,4	0,16–0,25	0,5–4,0			●	●	✕												
	DNMG110408-MP5	0,8	0,18–0,35	0,6–4,0			●	●	✕												
	DNMG110412-MP5	1,2	0,20–0,40	1,0–4,0			●	●	✕												
	DNMG150404-MP5	0,4	0,16–0,25	0,5–4,0			●	●	✕												
	DNMG150408-MP5	0,8	0,18–0,35	0,6–5,0			●	●	✕												
	DNMG150412-MP5	1,2	0,20–0,40	1,0–5,0		●	●	●	✕												
	DNMG150604-MP5	0,4	0,16–0,25	0,5–4,0			●	●	✕												
	DNMG150608-MP5	0,8	0,18–0,35	0,6–5,0		●	●	●	✕												
	DNMG150612-MP5	1,2	0,20–0,40	1,0–5,0		●	●	●	✕												
	DNMG150616-MP5	1,6	0,25–0,45	1,2–5,0			●	●													
	DNMG110408-MS3	0,8	0,12–0,30	0,8–2,5				●			●	●	●		✕			●	●		✕
	DNMG150404-MS3	0,4	0,12–0,25	0,6–2,5								●	●					●	●		
	DNMG150408-MS3	0,8	0,15–0,30	0,8–2,5								●	●		✕			●	●		✕
	DNMG150604-MS3	0,4	0,12–0,25	0,6–2,5								●	●					●	●		
	DNMG150608-MS3	0,8	0,15–0,30	0,8–2,5				●			●	●	●		✕			●	●		✕
	DNMG110408-MU5	0,8	0,18–0,35	0,6–4,0	●		●	●			●			●						●	
	DNMG150408-MU5	0,8	0,18–0,35	0,6–5,0	●		●	●			●			●						●	
	DNMG150608-MU5	0,8	0,18–0,35	0,6–5,0	●	●	●	●			●			●						●	
	DNMG150612-MU5	1,2	0,20–0,45	1,0–5,0	●	●	●	●			●			●						●	
	DNMG150616-MU5	1,6	0,25–0,50	1,2–5,0	●		●	●			●			●						●	

尺寸 – 参见按照 ISO 1832 标准的符号说明

HE = 涂层金属陶瓷
HC = 涂层硬质合金

菱形，负型 55°
DNMG / DNMM
Tiger·tec® Gold

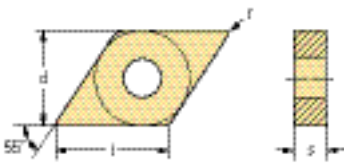

刀片

	牌号	r mm	f mm	a_p mm	P HC WMP20S	P HC WPP05S	P HC WPP10G	P HC WPP20G	P HC WPP30G	P HE WEP10C	M HC WMP20S	M HC WSM01	M HC WSM10S	M HC WSM20S	M HC WSM30S	K HC WKK10S	K HC WKK20S	S HC WSM01	S HC WSM10S	S HC WSM20S	S HC WSM30S
 Wiper	DNMG110408-MW5	0,8	0,15–0,50	0,8–3,0			●	●								●	●				
	DNMG110412-MW5	1,2	0,20–0,60	1,5–3,0			●	●								●	●				
	DNMG150408-MW5	0,8	0,15–0,55	0,8–4,0			●									●					
	DNMG150412-MW5	1,2	0,20–0,65	1,5–4,0			●									●					
	DNMG150608-MW5	0,8	0,15–0,55	1,5–4,0		●	●	●								●	●				
	DNMG150612-MW5	1,2	0,20–0,65	1,5–4,0		●	●	●								●	●				
	DNMG110408-RP5	0,8	0,18–0,35	0,8–4,0			●	●	●												
	DNMG110412-RP5	1,2	0,20–0,40	1,0–4,0		●	●	●	●												
	DNMG150408-RP5	0,8	0,18–0,35	0,8–5,0		●	●	●	●												
	DNMG150412-RP5	1,2	0,20–0,40	1,0–5,0			●	●	●												
	DNMG150608-RP5	0,8	0,15–0,35	0,8–5,0		●	●	●	●												
	DNMG150612-RP5	1,2	0,20–0,55	1,0–5,0		●	●	●	●												
	DNMG150616-RP5	1,6	0,25–0,65	1,6–5,0		●	●	●	●												
	DNMM150608-HU3	0,8	0,25–0,45	0,8–5,0			●	●	●												
	DNMM150612-HU3	1,2	0,30–0,50	1,2–5,0			●	●	●												
	DNMM150616-HU3	1,6	0,35–0,60	1,6–5,0			●	●													
	DNMM150608-HU5	0,8	0,25–0,45	1,0–5,0	●			●			●			●	●					●	●
	DNMM150612-HU5	1,2	0,30–0,50	1,5–5,0	●			●			●			●	●					●	●

尺寸 – 参见按照 ISO 1832 标准的符号说明

HE = 涂层金属陶瓷
HC = 涂层硬质合金

圆形，负型
RNMG
Tiger·tec® Gold

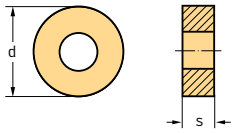

刀片

	牌号	d mm	f mm	a_p mm	P HC WPP20G	S HW WS10
	RNMG120400-RP5	12,7	0,20–0,60	1,2–5,0	●	●

尺寸 – 参见按照 ISO 1832 标准的符号说明

HC = 涂层硬质合金
HW = 无涂层硬质合金

正方形，负型
SNMG / SNMM
Tiger·tec® Gold

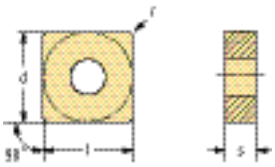

刀片

	牌号	r mm	f mm	a_p mm	P HC WMP20S	P HC WPP05S	P HC WPP10G	P HC WPP20G	P HC WPP30G	M HC WMP20S	M HC WSM20S	M HC WSM30S	S HC WSM20S	S HC WSM30S
	SNMG090308-FP5	0,8	0,06–0,20	0,2–1,5			●	●						
	SNMG120404-FP5	0,4	0,04–0,22	0,1–1,8			●	●						
	SNMG120408-FP5	0,8	0,08–0,25	0,2–2,0			●	●						
	SNMG120412-FP5	1,2	0,10–0,25	0,5–2,5				●						
	SNMG090308-MP3	0,8	0,10–0,32	0,6–3,0			●	●						
	SNMG120404-MP3	0,4	0,08–0,25	0,3–2,5				●						
	SNMG120408-MP3	0,8	0,12–0,35	0,6–3,2			●	●	✖					
	SNMG120412-MP3	1,2	0,16–0,40	0,8–3,5			●	●						
	SNMG090308-MP5	0,8	0,14–0,32	0,6–3,0				●						
	SNMG120408-MP5	0,8	0,18–0,40	0,6–5,0			●	●	✖					
	SNMG120412-MP5	1,2	0,20–0,45	0,8–5,0		●	●	●	✖					
	SNMG120416-MP5	1,6	0,25–0,50	1,2–5,0			●	●						
	SNMG150608-MP5	0,8	0,25–0,50	0,8–8,0				●						
	SNMG150612-MP5	1,2	0,30–0,50	1,0–8,0				●	✖					
	SNMG150616-MP5	1,6	0,35–0,55	1,2–8,0			●	●						
	SNMG120408-MU5	0,8	0,18–0,45	0,6–5,0	●		●	●		●	●		●	

尺寸 – 参见按照 ISO 1832 标准的符号说明

HC = 涂层硬质合金

正方形，负型
SNMG / SNMM
Tiger·tec® Gold

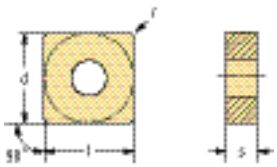

刀片

	牌号	r mm	f mm	a_p mm	P HC WMP20S	P HC WPP05S	P HC WPP10G	P HC WPP20G	P HC WPP30G	M HC WMP20S	M HC WSM20S	M HC WSM30S	S HC WSM20S	S HC WSM30S
	SNMG120408-RP5	0,8	0,20–0,55	0,8–6,0			☺	😐	☹					
	SNMG120412-RP5	1,2	0,25–0,65	1,0–6,0		☺	☺	😐	☹					
	SNMG120416-RP5	1,6	0,35–0,75	1,6–6,0			☺	😐	☹					
	SNMG150612-RP5	1,2	0,25–0,70	1,2–8,0		☺	☺	😐	☹					
	SNMG150616-RP5	1,6	0,35–0,80	1,6–8,0		☺	☺	😐	☹					
	SNMG190612-RP5	1,2	0,30–0,70	1,2–10,0			☺	😐	☹					
	SNMG190616-RP5	1,6	0,35–0,80	1,6–10,0				😐	☹					
	SNMG190624-RP5	2,4	0,44–1,20	2,0–10,0				😐						
	SNMG250924-RP5	2,4	0,55–1,20	2,5–12,0				😐	☹					
	SNMG120408-RP7	0,8	0,25–0,45	0,8–5,0				😐	☹					
	SNMG120412-RP7	1,2	0,30–0,50	1,2–5,0				😐	☹					
	SNMG120416-RP7	1,6	0,35–0,60	1,5–5,0			☺	😐	☹					
	SNMG150612-RP7	1,2	0,35–0,60	1,2–6,0			☺	😐	☹					
	SNMG150616-RP7	1,6	0,40–0,70	1,5–6,0			☺	😐	☹					
	SNMG190612-RP7	1,2	0,35–0,60	1,2–7,0				😐	☹					
	SNMG190616-RP7	1,6	0,40–0,70	1,5–7,0			☺	😐	☹					
	SNMG190624-RP7	2,4	0,40–0,80	2,5–7,0				😐	☹					
	SNMG250924-RP7	2,4	0,55–1,00	3,0–10,0				😐						
	SNMM120408-HU3	0,8	0,30–0,50	0,8–7,0				😐	☹					
	SNMM120412-HU3	1,2	0,35–0,70	1,2–7,0				😐						
	SNMM120416-HU3	1,6	0,40–0,90	1,6–7,0			☺	😐						
	SNMM150612-HU3	1,2	0,35–0,75	1,2–9,0				😐						
	SNMM150616-HU3	1,6	0,40–0,90	1,6–9,0			☺	😐						
	SNMM150624-HU3	2,4	0,45–1,10	2,0–9,0				😐						
	SNMM190612-HU3	1,2	0,35–0,75	1,2–10,0			☺	😐	☹					
	SNMM190616-HU3	1,6	0,40–1,00	1,6–10,0			☺	😐	☹					
	SNMM190624-HU3	2,4	0,45–1,20	2,0–10,0				😐						
	SNMM250724-HU3	2,4	0,55–1,20	2,5–12,0				😐						
	SNMM250916-HU3	1,6	0,45–1,00	1,6–12,0				😐						
	SNMM250924-HU3	2,4	0,55–1,20	2,5–12,0				😐						
	SNMM120412-HU5	1,2	0,30–0,70	1,5–7,0	😐			😐		😐	😐	☹	😐	☹
	SNMM150612-HU5	1,2	0,35–0,70	1,5–9,0	😐			😐		😐	😐	☹	😐	☹
	SNMM190612-HU5	1,2	0,35–0,80	1,5–10,0	😐			😐		😐	😐	☹	😐	☹
	SNMM190616-HU5	1,6	0,40–1,00	2,0–10,0	😐			😐		😐	😐	☹	😐	☹
	SNMM190624-HU5	2,4	0,45–1,10	2,0–10,0				😐						
	SNMM250924-HU5	2,4	0,50–1,20	2,5–12,0	😐			😐		😐	😐	☹	😐	☹
	SNMM150616-HU7	1,6	0,45–1,00	2,0–12,0			☺	😐						
	SNMM150624-HU7	2,4	0,50–1,40	2,5–12,0			☺	😐						
	SNMM190612-HU7	1,2	0,50–1,00	2,0–13,0				😐	☹					
	SNMM190616-HU7	1,6	0,50–1,10	2,5–13,0				😐	☹					
	SNMM190624-HU7	2,4	0,60–1,60	3,0–13,0			☺	😐	☹					
	SNMM250716-HU7	1,6	0,50–1,10	2,5–17,0				😐						
	SNMM250724-HU7	2,4	0,60–1,60	3,0–17,0				😐	☹					
	SNMM250924-HU7	2,4	0,60–1,60	3,0–17,0			☺	😐	☹					

尺寸 – 参见按照 ISO 1832 标准的符号说明

HC = 涂层硬质合金

三角形，负型 60°
TNMG / TNMM
Tiger·tec® Gold

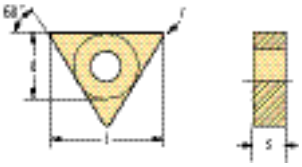

刀片

	牌号	r mm	f mm	a_p mm	P HC WMP20S	P HC WPP05S	P HC WPP10G	P HC WPP20G	P HC WPP30G	P HE WEP10C	M HC WMP20S	M HC WSM01	M HC WSM10S	M HC WSM20S	K HC WKK10S	K HC WKK20S	S HC WSM01	S HC WSM10S	S HC WSM20S
	TNMG110304-FP5	0,4	0,04–0,15	0,1–1,2			●												
	TNMG110308-FP5	0,8	0,08–0,20	0,2–1,5			●												
	TNMG160404-FP5	0,4	0,04–0,20	0,1–1,5			●	●		●									
	TNMG160408-FP5	0,8	0,08–0,25	0,2–2,0			●	●		●									
	TNMG160412-FP5	1,2	0,10–0,25	0,5–2,5			●	●											
 Wiper	TNMG160404-FW5	0,4	0,10–0,40	0,3–3,0			●	●					●	●				●	●
	TNMG160408-FW5	0,8	0,15–0,50	0,4–3,0			●	●					●	●				●	●
	TNMG110304-MP3	0,4	0,06–0,18	0,3–2,0			●	●											
	TNMG110308-MP3	0,8	0,10–0,25	0,6–2,2			●	●											
	TNMG160304-MP3	0,4	0,08–0,22	0,3–2,2				●											
	TNMG160404-MP3	0,4	0,08–0,22	0,3–2,2			●	●	✕										
	TNMG160408-MP3	0,8	0,12–0,32	0,6–3,0			●	●	✕										
	TNMG160412-MP3	1,2	0,16–0,40	0,8–3,2			●	●	✕										
	TNMG220408-MP3	0,8	0,12–0,32	0,6–3,2		●	●	●											
	TNMG220412-MP3	1,2	0,16–0,40	0,8–3,5			●	●											
	TNMG160308-MP5	0,8	0,18–0,35	0,6–4,0				●											
	TNMG160404-MP5	0,4	0,16–0,25	0,5–4,0			●	●	✕										
	TNMG160408-MP5	0,8	0,18–0,35	0,6–4,0		●	●	●	✕										
	TNMG160412-MP5	1,2	0,20–0,40	1,0–4,0			●	●	✕										
	TNMG220404-MP5	0,4	0,16–0,25	0,7–4,0			●	●											
	TNMG220408-MP5	0,8	0,18–0,35	0,8–5,0			●	●	✕										
	TNMG220412-MP5	1,2	0,20–0,40	1,0–5,0			●	●	✕										
	TNMG220416-MP5	1,6	0,25–0,45	1,2–5,0			●	●											
	TNMG270608-MP5	0,8	0,25–0,45	0,8–7,0				●											
	TNMG270612-MP5	1,2	0,30–0,50	1,0–7,0			●	●	✕										
	TNMG270616-MP5	1,6	0,35–0,55	1,2–7,0				●											
	TNMG160404-MS3	0,4	0,12–0,25	0,6–3,0				●				●					●		
	TNMG160408-MS3	0,8	0,15–0,30	0,8–3,0				●				●	●				●	●	
	TNMG220404-MS3	0,4	0,12–0,25	0,6–3,0				●				●					●		
	TNMG220408-MS3	0,8	0,15–0,30	0,8–3,0				●				●	●				●	●	
	TNMG160404-MU5	0,4	0,15–0,30	0,5–4,0	●		●	●			●			●					●
	TNMG160408-MU5	0,8	0,18–0,35	0,6–4,0	●		●	●			●			●					●
	TNMG160412-MU5	1,2	0,20–0,45	1,0–4,0	●		●	●			●			●					●
 Wiper	TNMG160408-MW5	0,8	0,15–0,55	0,8–4,0			●	●							●	●			
	TNMG160412-MW5	1,2	0,20–0,65	1,5–4,0			●	●							●	●			
	TNMG160408-RP5	0,8	0,20–0,40	0,8–5,0		●	●	●	✕										
	TNMG160412-RP5	1,2	0,25–0,55	1,0–5,0			●	●	✕										
	TNMG220408-RP5	0,8	0,20–0,45	0,8–7,0			●	●	✕										
	TNMG220412-RP5	1,2	0,25–0,60	1,0–7,0			●	●	✕										
	TNMG220416-RP5	1,6	0,35–0,70	1,6–7,0		●	●	●	✕										
	TNMG270612-RP5	1,2	0,30–0,70	1,6–10,0			●	●	✕										
	TNMG270616-RP5	1,6	0,35–0,80	2,0–10,0				●	✕										
	TNMG330924-RP5	2,4	0,45–1,20	2,5–13,0				●	✕										

尺寸 – 参见按照 ISO 1832 标准的符号说明

HC = 涂层硬质合金
HE = 涂层金属陶瓷

三角形，负型 60°
TNMG / TNMM
Tiger·tec® Gold

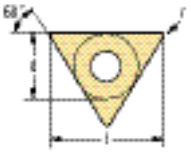

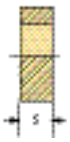

刀片

	牌号	r mm	f mm	a_p mm	P HC WMP20S	P HC WPP05S	P HC WPP10G	P HC WPP20G	P HC WPP30G	P HE WEP10C	M HC WMP20S	M HC WSM01	M HC WSM10S	M HC WSM20S	K HC WKK10S	K HC WKK20S	S HC WSM01	S HC WSM10S	S HC WSM20S
	TNMG270616-RP7	1,6	0,35–0,75	1,5–9,0				☹											
	TNMG270624-RP7	2,4	0,55–1,00	3,0–9,0				☹											
	TNMM160408-HU3	0,8	0,30–0,45	0,8–6,0				☹											
	TNMM160412-HU3	1,2	0,35–0,50	1,2–6,0			☺	☹											
	TNMM220408-HU3	0,8	0,30–0,50	0,8–7,0				☹	☒										
	TNMM220412-HU3	1,2	0,35–0,60	1,2–7,0				☹											
	TNMM220416-HU3	1,6	0,40–0,80	1,6–7,0			☺	☹											
	TNMM270612-HU3	1,2	0,35–0,65	1,2–8,0				☹											
	TNMM270616-HU7	1,6	0,50–1,10	2,0–13,0				☹	☒										

尺寸 – 参见按照 ISO 1832 标准的符号说明

HC = 涂层硬质合金
HE = 涂层金属陶瓷

菱形，负型 35°
VNMG
Tiger·tec® Gold

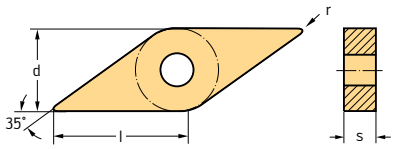

刀片

	牌号	r mm	f mm	a_p mm	P HC WPP10G	P HC WPP20G	P HC WPP30G	HE WEP10C
	VNMG160404-FP5	0,4	0,04–0,22	0,1–1,5	☺	😐		☺
	VNMG160408-FP5	0,8	0,08–0,25	0,2–2,0	☺	😐		☺
	VNMG160412-FP5	1,2	0,12–0,28	0,3–2,5	☺	😐		
	VNMG160404-MP3	0,4	0,08–0,22	0,3–2,2	☺	😐		
	VNMG160408-MP3	0,8	0,12–0,32	0,6–3,0	☺	😐	😖	
	VNMG160412-MP3	1,2	0,16–0,35	0,8–3,2	☺	😐		
	VNMG160404-MP5	0,4	0,10–0,18	0,5–2,0	☺	😐	😖	
	VNMG160408-MP5	0,8	0,18–0,35	0,6–4,0	☺	😐	😖	
	VNMG160412-MP5	1,2	0,20–0,40	0,8–4,0	☺	😐	😖	
	VNMG220408-MP5	0,8	0,18–0,35	0,6–4,0	☺	😐		

尺寸 – 参见按照 ISO 1832 标准的符号说明

HE = 涂层金属陶瓷
HC = 涂层硬质合金

三角形，负型 80°
WNMG / WNMM
Tiger·tec® Gold

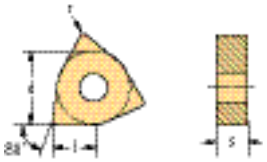

刀片

	牌号	r mm	f mm	a_p mm	P HC WMP20S	P HC WPP05S	P HC WPP10G	P HC WPP20G	P HC WPP30G	P HE WEP10C	M HC WMP20S	M HC WSM01	M HC WSM10S	M HC WSM20S	M HC WSM30S	K HC WKK10S	K HC WKK20S	S HC WSM01	S HC WSM10S	S HC WSM20S	S HC WSM30S
	WNMG060404-FP5	0,4	0,04–0,20	0,1–1,5			●	●													
	WNMG060408-FP5	0,8	0,08–0,25	0,2–2,0			●	●													
	WNMG080404-FP5	0,4	0,05–0,20	0,1–1,5			●	●		●											
	WNMG080408-FP5	0,8	0,08–0,25	0,2–2,0			●	●		●											
	WNMG080412-FP5	1,2	0,10–0,25	0,5–2,5			●	●													
	WNMG060404-FW5	0,4	0,10–0,35	0,3–2,0			●	●					●	●					●	●	
	WNMG060408-FW5	0,8	0,15–0,50	0,4–2,0			●	●					●	●					●	●	
	WNMG080404-FW5	0,4	0,10–0,40	0,3–3,0			●	●					●	●					●	●	
Wiper	WNMG080408-FW5	0,8	0,15–0,60	0,4–3,0			●	●					●	●					●	●	
	WNMG080412-FW5	1,2	0,25–0,65	0,6–3,0			●	●													
	WNMG060404-MP3	0,4	0,08–0,22	0,3–2,2			●	●													
	WNMG060408-MP3	0,8	0,12–0,32	0,6–3,0			●	●													
	WNMG060412-MP3	1,2	0,16–0,35	0,8–3,2				●													
	WNMG080404-MP3	0,4	0,08–0,22	0,3–2,5				●	●												
	WNMG080408-MP3	0,8	0,12–0,32	0,6–3,2		●	●	●	●												
	WNMG080412-MP3	1,2	0,16–0,40	0,8–3,5		●	●	●	●												
	WNMG060404-MP5	0,4	0,16–0,25	0,5–4,0			●	●	●												
	WNMG060408-MP5	0,8	0,18–0,35	0,6–4,0		●	●	●	●												
	WNMG060412-MP5	1,2	0,20–0,40	1,0–4,0			●	●													
	WNMG080404-MP5	0,4	0,16–0,25	0,5–4,0			●	●	●												
	WNMG080408-MP5	0,8	0,18–0,40	0,6–5,0		●	●	●	●												
	WNMG080412-MP5	1,2	0,20–0,45	1,0–5,0		●	●	●	●												
	WNMG080416-MP5	1,6	0,25–0,50	1,2–5,0			●	●													
	WNMG100608-MP5	0,8	0,25–0,40	0,8–7,0			●	●													
	WNMG100612-MP5	1,2	0,30–0,50	1,0–7,0			●	●													
	WNMG080404-MS3	0,4	0,12–0,25	0,6–3,0								●	●		●			●	●		●
	WNMG080408-MS3	0,8	0,15–0,30	0,8–3,0				●			●	●	●		●			●	●		●
	WNMG060408-MU5	0,8	0,15–0,35	0,6–3,0	●		●	●			●			●						●	
	WNMG080404-MU5	0,4	0,15–0,30	0,5–4,0	●		●	●			●			●						●	
	WNMG080408-MU5	0,8	0,15–0,40	0,6–5,0	●		●	●			●			●						●	
	WNMG080412-MU5	1,2	0,20–0,50	1,0–5,0	●	●	●	●			●			●						●	
	WNMG080416-MU5	1,6	0,25–0,55	1,2–5,0			●	●													
	WNMG060408-MW5	0,8	0,15–0,50	0,8–3,0			●	●								●					
	WNMG060412-MW5	1,2	0,20–0,60	1,5–3,0			●	●								●					
	WNMG080408-MW5	0,8	0,20–0,65	0,8–4,0	●	●	●	●			●					●	●				
Wiper	WNMG080412-MW5	1,2	0,25–0,70	1,5–4,0	●	●	●	●			●					●	●				
	WNMG060408-RM5	0,8	0,20–0,40	1,2–3,5	●						●			●	●					●	●
	WNMG080408-RM5	0,8	0,20–0,40	1,2–4,5	●		●	●			●		●	●	●				●		●
	WNMG080412-RM5	1,2	0,25–0,50	1,5–4,5	●						●		●	●	●				●		●

尺寸 – 参见按照 ISO 1832 标准的符号说明

HC = 涂层硬质合金
HE = 涂层金属陶瓷

三角形，负型 80°
WNMG / WNMM
Tiger·tec® Gold

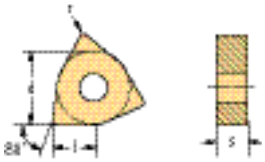

刀片

	牌号	r mm	f mm	a_p mm	P HC WMP20S	P HC WPP05S	P HC WPP10G	P HC WPP20G	P HC WPP30G	P HE WEP10C	M HC WMP20S	M HC WSM01	M HC WSM10S	M HC WSM20S	M HC WSM30S	K HC WKK10S	K HC WKK20S	S HC WSM01	S HC WSM10S	S HC WSM20S	S HC WSM30S
	WNMG060408-RP5	0,8	0,20–0,40	0,8–4,0			●	●	●												
	WNMG060412-RP5	1,2	0,25–0,50	1,0–4,0			●	●	●												
	WNMG080408-RP5	0,8	0,20–0,40	0,8–6,0		●	●	●	●							●					
	WNMG080412-RP5	1,2	0,25–0,60	1,0–6,0		●	●	●	●							●					
	WNMG080416-RP5	1,6	0,35–0,70	1,6–6,0			●	●	●												
	WNMG100612-RP5	1,2	0,35–0,65	1,2–8,0			●	●	●												
	WNMG100616-RP5	1,6	0,35–0,70	1,6–8,0			●	●	●												
	WNMG080408-RP7	0,8	0,18–0,40	0,8–5,0			●	●	●												
	WNMG080412-RP7	1,2	0,25–0,50	1,2–5,0			●	●	●												
	WNMG100608-RP7	0,8	0,30–0,50	0,8–6,0				●													
	WNMG100612-RP7	1,2	0,35–0,60	1,2–6,0			●	●	●												
	WNMG100616-RP7	1,6	0,40–0,60	1,5–6,0				●	●												
	WNMM080412-HU3	1,2	0,35–0,60	1,2–6,0				●													
	WNMM100612-HU3	1,2	0,35–0,70	1,2–8,0			●	●													
	WNMM100616-HU3	1,6	0,40–0,90	1,6–8,0			●	●													

尺寸 – 参见按照 ISO 1832 标准的符号说明

HC = 涂层硬质合金
HE = 涂层金属陶瓷

菱形，正型 80°
CCGT / CCMT
Tiger·tec® Gold

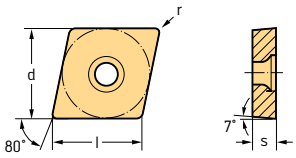

刀片

	牌号	l mm	r mm	f mm	a_p mm	P HC WMP20S	P HC WPP10G	P HC WPP20G	P HC WPP30G	P HE WEP10C	M HC WMP20S	M HC WSM01	M HC WSM10S	M HC WSM20S	M HC WSM30S	S HC WSM01	S HC WSM10S	S HC WSM20S	S HC WSM30S
	CCGT060204-MP4	6,45	0,4	0,08–0,20	0,4–2,0			😐											
	CCGT09T304-MP4	9,67	0,4	0,08–0,25	0,4–3,0		🙂	😐											
	CCGT09T308-MP4	9,67	0,8	0,12–0,32	0,5–3,0		🙂	😐											
	CCGT120408-MP4	12,9	0,8	0,12–0,32	0,5–3,5		🙂	😐											
	CCMT060202-FM4	6,45	0,2	0,04–0,12	0,1–1,0	😐					😐		😀	😐	😵		😀	😐	😵
	CCMT060204-FM4	6,45	0,4	0,05–0,16	0,1–1,5	😐					😐	🙂	😀	😐	😵	🙂	😀	😐	😵
	CCMT060208-FM4	6,45	0,8	0,08–0,20	0,1–1,5	😐					😐			😐	😵			😐	😵
	CCMT09T302-FM4	9,67	0,2	0,04–0,12	0,1–1,0	😐					😐	🙂	😀	😐	😵	🙂	😀	😐	😵
	CCMT09T304-FM4	9,67	0,4	0,05–0,16	0,1–1,5	😐					😐	🙂	😀	😐	😵	🙂	😀	😐	😵
	CCMT09T308-FM4	9,67	0,8	0,08–0,20	0,1–1,5	😐					😐	🙂	😀	😐	😵	🙂	😀	😐	😵
	CCMT120404-FM4	12,9	0,4	0,05–0,16	0,1–1,5								😀	😐	😵		😀	😐	😵
	CCMT120408-FM4	12,9	0,8	0,08–0,20	0,1–1,5								😀	😐	😵		😀	😐	😵
	CCMT060202-FP4	6,45	0,2	0,04–0,12	0,1–1,0		🙂	😐		😀									
	CCMT060204-FP4	6,45	0,4	0,05–0,16	0,1–1,5		🙂	😐		😀									
	CCMT060208-FP4	6,45	0,8	0,08–0,20	0,1–1,5		🙂	😐											
	CCMT09T302-FP4	9,67	0,2	0,04–0,12	0,1–1,0		🙂	😐		😀									
	CCMT09T304-FP4	9,67	0,4	0,05–0,16	0,1–1,5		🙂	😐		😀									
	CCMT09T308-FP4	9,67	0,8	0,08–0,20	0,1–1,5		🙂	😐		😀									
	CCMT120404-FP4	12,9	0,4	0,05–0,16	0,1–1,5		🙂	😐											
	CCMT120408-FP4	12,9	0,8	0,08–0,20	0,1–1,5		🙂	😐											
	CCMT060204-FP6	6,45	0,4	0,06–0,18	0,3–2,0		🙂	😐											
	CCMT060208-FP6	6,45	0,8	0,10–0,20	0,5–2,0			😐											
	CCMT09T304-FP6	9,67	0,4	0,08–0,20	0,3–2,0		🙂	😐											
	CCMT09T308-FP6	9,67	0,8	0,12–0,32	0,5–2,0		🙂	😐											
	CCMT120404-FP6	12,9	0,4	0,10–0,25	0,3–2,5			😐											
	CCMT120408-FP6	12,9	0,8	0,12–0,32	0,5–2,5			😐											
	CCMT060204-MM4	6,45	0,4	0,08–0,20	0,4–2,0						😐		😀	😐	😵		😀	😐	😵
	CCMT060208-MM4	6,45	0,8	0,12–0,25	0,5–2,0						😐			😐				😐	
	CCMT09T304-MM4	9,67	0,4	0,08–0,25	0,4–3,0						😐	🙂	😀	😐	😵	🙂	😀	😐	😵
	CCMT09T308-MM4	9,67	0,8	0,12–0,32	0,5–3,0						😐	🙂	😀	😐	😵	🙂	😀	😐	😵
	CCMT120404-MM4	12,9	0,4	0,12–0,25	0,4–3,5						😐			😐				😐	
	CCMT120408-MM4	12,9	0,8	0,12–0,32	0,5–3,5						😐		😀	😐			😀	😐	
	CCMT060204-MP4	6,45	0,4	0,08–0,20	0,4–2,0		🙂	😐											
	CCMT060208-MP4	6,45	0,8	0,12–0,25	0,5–2,0		🙂	😐											
	CCMT09T304-MP4	9,67	0,4	0,08–0,25	0,4–3,0		🙂	😐											
	CCMT09T308-MP4	9,67	0,8	0,12–0,32	0,5–3,0		🙂	😐											
	CCMT120404-MP4	12,9	0,4	0,12–0,25	0,4–3,5		🙂	😐											
	CCMT120408-MP4	12,9	0,8	0,12–0,32	0,5–3,5		🙂	😐											
	CCMT060204-MP6	6,45	0,4	0,10–0,20	0,4–2,5		🙂	😐	😵										
	CCMT090304-MP6	9,67	0,4	0,10–0,25	0,4–3,5			😐											
	CCMT090308-MP6	9,67	0,8	0,15–0,32	0,6–3,5			😐											
	CCMT09T304-MP6	9,67	0,4	0,08–0,25	0,4–3,0		🙂	😐	😵										
	CCMT09T308-MP6	9,67	0,8	0,12–0,32	0,5–3,0		🙂	😐	😵										
	CCMT120408-MP6	12,9	0,8	0,15–0,35	0,6–4,0		🙂	😐	😵										
	CCMT160508-MP6	16,12	0,8	0,15–0,40	0,8–4,0			😐	😵										

尺寸 – 参见按照 ISO 1832 标准的符号说明

HC = 涂层硬质合金
HE = 涂层金属陶瓷

菱形，正型 80°
CCGT / CCMT
Tiger·tec® Gold

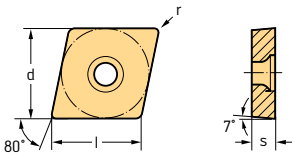

刀片

	牌号	l mm	r mm	f mm	a_p mm	P HC WMP20S	P HC WPP10G	P HC WPP20G	P HC WPP30G	P HE WEP10C	M HC WMP20S	M HC WSM01	M HC WSM10S	M HC WSM20S	M HC WSM30S	S HC WSM01	S HC WSM10S	S HC WSM20S	S HC WSM30S
	CCMT060204-RP4	6,45	0,4	0,12–0,25	0,4–2,5		☺	😐	☹										
	CCMT060208-RP4	6,45	0,8	0,16–0,30	0,6–2,5			😐	☹										
	CCMT09T304-RP4	9,67	0,4	0,12–0,25	0,4–3,0		☺	😐	☹										
	CCMT09T308-RP4	9,67	0,8	0,16–0,35	0,6–4,0		☺	😐	☹										
	CCMT120404-RP4	12,9	0,4	0,12–0,30	0,4–4,0		☺	😐	☹										
	CCMT120408-RP4	12,9	0,8	0,16–0,40	0,6–5,0		☺	😐	☹										
	CCMT120412-RP4	12,9	1,2	0,20–0,50	0,8–5,0		☺	😐	☹										

尺寸 – 参见按照 ISO 1832 标准的符号说明

HC = 涂层硬质合金
HE = 涂层金属陶瓷

菱形，正型 80°
CPGT / CPMT
Tiger·tec® Gold

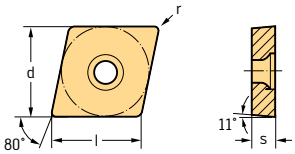

刀片

	牌号	l mm	r mm	f mm	a_p mm	P HC WPP10G	P HC WPP20G
	CPGT050204-MP4	5,64	0,4	0,08–0,20	0,4–1,5		😐
	CPGT060204-MP4	6,45	0,4	0,08–0,20	0,4–2,0	☺	😐
	CPGT09T304-MP4	9,67	0,4	0,08–0,25	0,4–3,0	☺	😐
	CPGT09T308-MP4	9,67	0,8	0,12–0,32	0,5–3,0	☺	😐
	CPMT050204-FP4	5,64	0,4	0,05–0,16	0,1–1,5	☺	
	CPMT060204-FP4	6,45	0,4	0,05–0,16	0,1–1,5	☺	
	CPMT09T304-FP4	9,67	0,4	0,05–0,16	0,1–1,5	☺	
	CPMT09T308-FP4	9,67	0,8	0,08–0,20	0,1–1,5	☺	
	CPMT04T104-MP4	4,84	0,4	0,06–0,16	0,3–1,5		😐
	CPMT060204-MP4	6,45	0,4	0,08–0,20	0,4–2,0		😐
	CPMT060208-MP4	6,45	0,8	0,12–0,25	0,5–2,0		😐
	CPMT09T304-MP4	9,67	0,4	0,08–0,25	0,4–3,0		😐
	CPMT09T308-MP4	9,67	0,8	0,12–0,32	0,5–3,0		😐

尺寸 – 参见按照 ISO 1832 标准的符号说明

HC = 涂层硬质合金

菱形，正型 55°
DCGT / DCMT
Tiger·tec® Gold

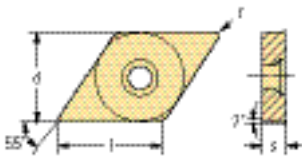

刀片

	牌号	l mm	r mm	f mm	a_p mm	P HC WMP20S	P HC WPP10G	P HC WPP20G	P HC WPP30G	P HE WEP10C	M HC WMP20S	M HC WSM01	M HC WSM10S	M HC WSM20S	M HC WSM30S	N HC WNN10	N HW WN10	S HC WSM01	S HC WSM10S	S HC WSM20S	S HC WSM30S
	DCGT070201-MN2	7,75	0,1	0,02–0,06	0,5–1,5											●	●				
	DCGT070202-MN2	7,75	0,2	0,05–0,12	0,5–2,0							●				●	●	●			
	DCGT070204-MN2	7,75	0,4	0,08–0,25	0,6–2,5							●				●	●	●			
	DCGT11T301-MN2	11,63	0,1	0,02–0,06	0,5–1,5							●				●	●	●			
	DCGT11T302-MN2	11,63	0,2	0,05–0,12	0,5–2,0							●				●	●	●			
	DCGT11T304-MN2	11,63	0,4	0,08–0,25	0,6–3,0							●				●	●	●			
	DCGT11T308-MN2	11,63	0,8	0,10–0,30	0,8–3,5							●				●	●	●			
	DCGT070204-MP4	7,75	0,4	0,08–0,20	0,4–2,0			●													
	DCGT11T304-MP4	11,63	0,4	0,08–0,25	0,4–3,0		●	●													
	DCGT11T308-MP4	11,63	0,8	0,12–0,32	0,5–3,0		●	●													
	DCMT070202-FM4	7,75	0,2	0,04–0,12	0,1–1,0							●	●	●	●			●	●	●	●
	DCMT070204-FM4	7,75	0,4	0,05–0,16	0,1–1,5	●					●	●	●	●	●			●	●	●	●
	DCMT070208-FM4	7,75	0,8	0,08–0,20	0,1–1,5								●	●					●	●	
	DCMT11T302-FM4	11,63	0,2	0,04–0,12	0,1–1,0	●					●	●	●	●	●			●	●	●	●
	DCMT11T304-FM4	11,63	0,4	0,05–0,16	0,1–1,5	●					●	●	●	●	●			●	●	●	●
	DCMT11T308-FM4	11,63	0,8	0,08–0,20	0,1–1,5	●					●		●	●	●				●	●	●
	DCMT070202-FP4	7,75	0,2	0,04–0,12	0,1–1,0		●	●		●											
	DCMT070204-FP4	7,75	0,4	0,05–0,16	0,1–1,5		●	●		●											
	DCMT070208-FP4	7,75	0,8	0,08–0,20	0,1–1,5		●	●													
	DCMT11T302-FP4	11,63	0,2	0,04–0,12	0,1–1,0		●	●		●											
	DCMT11T304-FP4	11,63	0,4	0,05–0,16	0,1–1,5		●	●		●											
	DCMT11T308-FP4	11,63	0,8	0,08–0,20	0,1–1,5		●	●		●											
	DCMT070204-FP6	7,75	0,4	0,06–0,18	0,3–2,0		●	●													
	DCMT11T304-FP6	11,63	0,4	0,08–0,20	0,3–2,0		●	●													
	DCMT11T308-FP6	11,63	0,8	0,10–0,25	0,5–2,0		●	●													
	DCMT070204-MM4	7,75	0,4	0,08–0,20	0,4–2,0						●		●	●	●				●	●	●
	DCMT070208-MM4	7,75	0,8	0,12–0,25	0,5–2,0						●		●	●					●	●	
	DCMT11T302-MM4	11,63	0,2	0,04–0,12	0,2–2,0							●		●	●			●		●	●
	DCMT11T304-MM4	11,63	0,4	0,08–0,25	0,4–3,0						●	●	●	●	●			●	●	●	●
	DCMT11T308-MM4	11,63	0,8	0,12–0,32	0,5–3,0						●	●	●	●	●			●	●	●	●
	DCMT11T312-MM4	11,63	1,2	0,15–0,35	0,5–3,0									●						●	
	DCMT070204-MP4	7,75	0,4	0,08–0,20	0,4–2,0		●	●													
	DCMT070208-MP4	7,75	0,8	0,12–0,25	0,5–2,0		●	●													
	DCMT11T304-MP4	11,63	0,4	0,08–0,25	0,4–3,0		●	●													
	DCMT11T308-MP4	11,63	0,8	0,12–0,32	0,5–3,0		●	●													
	DCMT11T312-MP4	11,63	1,2	0,15–0,35	0,5–3,0		●	●													
	DCMT11T304-MP6	11,63	0,4	0,10–0,25	0,4–3,5		●	●	●												
	DCMT11T308-MP6	11,63	0,8	0,15–0,32	0,6–3,5		●	●	●												
	DCMT150404-MP6	15,5	0,4	0,10–0,25	0,4–4,0			●													
	DCMT150408-MP6	15,5	0,8	0,12–0,36	0,6–4,0			●	●												
	DCMT070204-RP4	7,75	0,4	0,12–0,20	0,4–2,0		●	●	●												
	DCMT070208-RP4	7,75	0,8	0,16–0,30	0,6–2,0		●	●	●												
	DCMT11T304-RP4	11,63	0,4	0,12–0,25	0,4–3,0		●	●	●												
	DCMT11T308-RP4	11,63	0,8	0,16–0,35	0,6–4,0		●	●	●												
	DCMT11T312-RP4	11,63	1,2	0,20–0,40	0,8–4,0		●	●	●												

尺寸 – 参见按照 ISO 1832 标准的符号说明

HW = 无涂层硬质合金
HC = 涂层硬质合金
HE = 涂层金属陶瓷

菱形，正型 55°
DPGT / DPMT
Tiger·tec® Gold

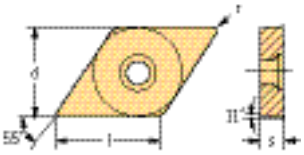

刀片

	牌号	l mm	r mm	f mm	a_p mm	P HC WPP10G	P HC WPP20G
	DPGT11T304-MP4	11,63	0,4	0,08–0,25	0,4–3,0		●
	DPMT070204-FP4	7,75	0,4	0,05–0,16	0,1–1,5	●	
	DPMT11T304-FP4	11,63	0,4	0,05–0,16	0,1–1,5	●	
	DPMT11T308-FP4	11,63	0,8	0,08–0,20	0,1–1,5	●	
	DPMT070204-MP4	7,75	0,4	0,08–0,20	0,4–2,0		●
	DPMT11T304-MP4	11,63	0,4	0,08–0,25	0,4–3,0		●
	DPMT11T308-MP4	11,63	0,8	0,12–0,32	0,5–3,0		●

尺寸 – 参见按照 ISO 1832 标准的符号说明

HC = 涂层硬质合金

圆形，正型
RCMT / RCMX
Tiger·tec® Gold

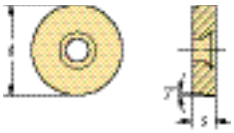

刀片

	牌号	d mm	f mm	a_p mm	P HC WPP10G	P HC WPP20G	P HC WPP30G
	RCMT0602M0-FP4	6	0,07–0,30	0,6–2,5	●	●	
	RCMT0803M0-FP4	8	0,08–0,30	0,8–3,0		●	
	RCMT10T3M0-FP4	10	0,10–0,35	1,0–4,0		●	
	RCMT1204M0-FP4	12	0,12–0,40	1,2–5,0	●	●	
	RCMT10T3M0-HU6	10	0,12–0,80	1,0–4,0	●	●	●
	RCMT1204M0-HU6	12	0,12–1,20	1,2–5,0	●	●	●
	RCMT1606M0-HU6	16	0,15–1,20	1,6–7,0	●	●	●
	RCMT0602M0-RP4	6	0,08–0,50	0,6–2,5		●	●
	RCMT060300-RP4	6,35	0,08–0,50	0,6–2,5		●	
	RCMT0803M0-RP4	8	0,10–0,60	0,8–3,0	●	●	●
	RCMT09T300-RP4	9,525	0,10–0,60	0,8–3,0		●	
	RCMT10T3M0-RP4	10	0,12–0,80	1,0–4,0	●	●	●
	RCMT120400-RP4	12,7	0,12–1,00	1,2–5,0		●	
	RCMT1204M0-RP4	12	0,12–1,00	1,2–5,0	●	●	●
	RCMT1605M0-RP4	16	0,15–1,20	1,6–7,0	●	●	●
	RCMT1606M0-RP4	16	0,15–1,20	1,6–7,0	●	●	●

尺寸 – 参见按照 ISO 1832 标准的符号说明

HC = 涂层硬质合金

圆形，正型
RCMT / RCMX
Tiger·tec® Gold

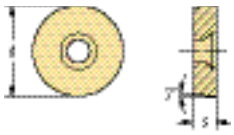

刀片

	牌号	d mm	f mm	a_p mm	P HC WPP10G	P HC WPP20G	P HC WPP30G
	RCMX2006M0-HU6	20	0,25–1,40	2,0–9,0	☺	😐	☹
	RCMX2507M0-HU6	25	0,30–1,60	2,5–11,0	☺	😐	☹
	RCMX3209M0-HU6	32	0,30–1,70	3,2–15,0	☺	😐	☹

尺寸 – 参见按照 ISO 1832 标准的符号说明

HC = 涂层硬质合金

正方形，正型
SCGT / SCMT
Tiger·tec® Gold

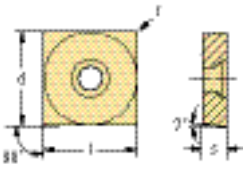

刀片

	牌号	l mm	r mm	f mm	a_p mm	P HC WPP10G	P HC WPP20G	P HC WPP30G	P HE WEP10C
	SCGT09T304-MP4	9,53	0,4	0,08–0,25	0,4–3,0		😐		
	SCGT09T308-MP4	9,53	0,8	0,12–0,32	0,5–3,0		😐		
	SCGT120408-MP4	12,7	0,8	0,12–0,32	0,5–3,5		😐		
	SCMT060204-FP4	6,35	0,4	0,05–0,16	0,1–1,5	☺			
	SCMT09T304-FP4	9,53	0,4	0,05–0,15	0,1–1,5	☺	😐		☻
	SCMT09T308-FP4	9,53	0,8	0,05–0,18	0,1–1,8	☺	😐		☻
	SCMT120404-FP4	12,7	0,4	0,05–0,15	0,1–1,5		😐		
	SCMT120408-FP4	12,7	0,8	0,05–0,18	0,1–1,8		😐		
	SCMT120412-FP4	12,7	1,2	0,12–0,32	0,3–1,8		😐		
	SCMT09T304-FP6	9,53	0,4	0,08–0,20	0,3–2,0		😐		
	SCMT09T308-FP6	9,53	0,8	0,10–0,25	0,5–2,0		😐		
	SCMT120408-FP6	12,7	0,8	0,12–0,32	0,5–2,5		😐		
	SCMT09T304-MP4	9,53	0,4	0,08–0,25	0,4–3,0		😐		
	SCMT09T308-MP4	9,53	0,8	0,12–0,32	0,5–3,0	☺	😐		
	SCMT120408-MP4	12,7	0,8	0,12–0,32	0,5–3,5	☺	😐		
	SCMT09T304-RP4	9,53	0,4	0,12–0,25	0,4–3,0	☺	😐	☹	
	SCMT09T308-RP4	9,53	0,8	0,16–0,35	0,6–4,0	☺	😐	☹	
	SCMT09T312-RP4	9,53	1,2	0,20–0,45	0,8–5,0	☺			
	SCMT120404-RP4	12,7	0,4	0,12–0,25	0,4–3,0	☺	😐	☹	
	SCMT120408-RP4	12,7	0,8	0,16–0,40	0,6–5,0	☺	😐	☹	
	SCMT120412-RP4	12,7	1,2	0,20–0,50	0,8–5,0	☺	😐	☹	

尺寸 – 参见按照 ISO 1832 标准的符号说明

HC = 涂层硬质合金
HE = 涂层金属陶瓷

正方形，正型
SPMT
Tiger·tec® Gold

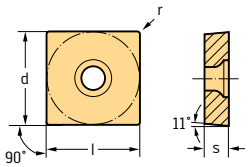

刀片

	牌号	l mm	r mm	f mm	a_p mm	P HC WPP20G
	SPMT09T304-MP4	9,53	0,4	0,08–0,25	0,4–3,0	●
	SPMT09T308-MP4	9,53	0,8	0,12–0,32	0,5–3,0	●

尺寸 – 参见按照 ISO 1832 标准的符号说明

HC = 涂层硬质合金

三角形，正型 60°
TCGT / TCMT
Tiger·tec® Gold

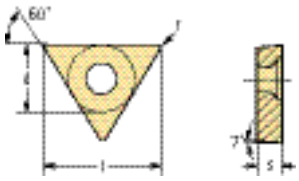

刀片

	牌号	l mm	r mm	f mm	a_p mm	P			HE
							HC		
						WPP10G	WPP20G	WPP30G	WEP10C
	TCGT090204-MP4	9,62	0,4	0,08–0,20	0,4–2,0		☺		
	TCGT110204-MP4	11	0,4	0,08–0,20	0,4–2,0	☺	☺		
	TCGT110208-MP4	11	0,8	0,12–0,30	0,5–2,0		☺		
	TCMT06T102-FP4	6,87	0,2	0,02–0,10	0,1–1,0		☺		
	TCMT06T104-FP4	6,87	0,4	0,04–0,17	0,1–1,0		☺		☻
	TCMT090202-FP4	9,62	0,2	0,04–0,12	0,1–1,0		☺		
	TCMT090204-FP4	9,62	0,4	0,05–0,16	0,1–1,5	☺	☺		☻
	TCMT090208-FP4	9,62	0,8	0,08–0,20	0,1–1,5		☺		
	TCMT110202-FP4	11	0,2	0,04–0,12	0,1–1,0	☺	☺		
	TCMT110204-FP4	11	0,4	0,05–0,16	0,1–1,5	☺	☺		☻
	TCMT110208-FP4	11	0,8	0,08–0,20	0,1–1,5	☺	☺		
	TCMT16T302-FP4	16,5	0,2	0,04–0,12	0,1–1,0		☺		
	TCMT16T304-FP4	16,5	0,4	0,05–0,16	0,1–1,5	☺	☺		
	TCMT16T308-FP4	16,5	0,8	0,08–0,20	0,1–1,5	☺	☺		☻
	TCMT110204-FP6	11	0,4	0,06–0,18	0,3–2,0		☺		
	TCMT110208-FP6	11	0,8	0,10–0,20	0,5–2,0		☺		
	TCMT16T304-FP6	16,5	0,4	0,08–0,20	0,3–2,0		☺		
	TCMT16T308-FP6	16,5	0,8	0,10–0,25	0,5–2,0		☺		
	TCMT090204-MP4	9,62	0,4	0,08–0,20	0,4–2,0		☺		
	TCMT090208-MP4	9,62	0,8	0,12–0,25	0,5–2,0		☺		
	TCMT110204-MP4	11	0,4	0,08–0,20	0,4–2,0	☺	☺		
	TCMT110208-MP4	11	0,8	0,12–0,30	0,5–2,0	☺	☺		
	TCMT16T304-MP4	16,5	0,4	0,08–0,25	0,4–3,0	☺	☺		
	TCMT16T308-MP4	16,5	0,8	0,12–0,32	0,5–3,0	☺	☺		
	TCMT220408-MP4	22	0,8	0,12–0,32	0,5–3,5		☺		
	TCMT110204-MP6	11	0,4	0,10–0,20	0,4–2,5	☺	☺		
	TCMT110304-MP6	11	0,4	0,12–0,25	0,4–3,0		☺		
	TCMT16T304-MP6	16,5	0,4	0,10–0,25	0,4–3,5	☺	☺		
	TCMT16T308-MP6	16,5	0,8	0,15–0,32	0,6–3,5	☺	☺		
	TCMT090204-RP4	9,62	0,4	0,12–0,25	0,4–3,0		☺	☹	
	TCMT090208-RP4	9,62	0,8	0,16–0,30	0,6–3,0		☺	☹	
	TCMT110204-RP4	11	0,4	0,12–0,25	0,4–3,0	☺	☺	☹	
	TCMT110208-RP4	11	0,8	0,16–0,30	0,6–3,0		☺	☹	
	TCMT16T304-RP4	16,5	0,4	0,12–0,25	0,4–3,0	☺	☺	☹	
	TCMT16T308-RP4	16,5	0,8	0,16–0,35	0,6–4,0	☺	☺	☹	
	TCMT16T312-RP4	16,5	1,2	0,20–0,40	0,8–4,0	☺	☺	☹	

尺寸 – 参见按照 ISO 1832 标准的符号说明

HC = 涂层硬质合金
HE = 涂层金属陶瓷

凸三角形，正型 60°

TPGN / TPGT / TPMR / TPMT

Tiger·tec® Gold

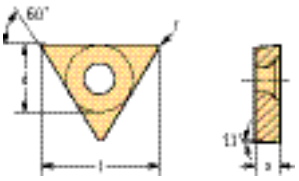

刀片

	牌号	l mm	r mm	f mm	a_p mm	P HC WPP10G	P HC WPP20G	M HC WSM20S	K HC WKK20S	S HC WSM20S
	TPGN110308	11	0,8	0,12–0,20	0,8–2,0			●		●
	TPGN160304	16,5	0,4	0,10–0,25	0,4–3,0		●			
	TPGN160308	16,5	0,8	0,12–0,30	0,8–3,0		●			
	TPGN220408	22	0,8	0,12–0,30	0,8–4,0				●	
	TPGT090204-MP4	9,62	0,4	0,08–0,20	0,4–2,0		●			
	TPGT110204-MP4	11	0,4	0,08–0,20	0,4–2,0		●			
	TPGT16T304-MP4	16,5	0,4	0,08–0,25	0,4–3,0		●			
	TPGT16T308-MP4	16,5	0,8	0,12–0,32	0,5–3,0		●			
	TPMR110304	11	0,4	0,12–0,25	0,4–3,0		●			
	TPMR110308	11	0,8	0,12–0,25	0,4–3,0		●			
	TPMR160304	16,5	0,4	0,12–0,25	0,4–3,0		●			
	TPMR160308	16,5	0,8	0,16–0,30	0,6–4,0		●			
	TPMT110204-FP4	11	0,4	0,05–0,16	0,1–1,5	●				
	TPMT16T304-FP4	16,5	0,4	0,05–0,16	0,1–1,5	●				
	TPMT090204-MP4	9,62	0,4	0,08–0,20	0,4–2,0		●			
	TPMT110204-MP4	11	0,4	0,08–0,20	0,4–2,0		●			
	TPMT110208-MP4	11	0,8	0,12–0,30	0,5–2,0		●			
	TPMT16T304-MP4	16,5	0,4	0,08–0,25	0,4–3,0		●			
	TPMT16T308-MP4	16,5	0,8	0,12–0,32	0,5–3,0		●			

尺寸 – 参见按照 ISO 1832 标准的符号说明

HC = 涂层硬质合金
HW = 无涂层硬质合金

菱形，正型 35°
VBMT / VCMT
Tiger·tec® Gold

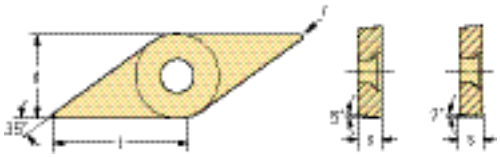

刀片

	牌号	l mm	r mm	f mm	a_p mm	P HC WMP20S	P HC WPP10G	P HC WPP20G	P HC WPP30G	P HE WEP10C	M HC WMP20S	M HC WSM01	M HC WSM10S	M HC WSM20S	M HC WSM30S	S HC WSM01	S HC WSM10S	S HC WSM20S	S HC WSM30S
	VBMT110304-FP6	11,07	0,4	0,06–0,18	0,3–2,0		☺	😐											
	VBMT110308-FP6	11,07	0,8	0,10–0,20	0,5–2,0		☺	😐											
	VBMT160404-FP6	16,61	0,4	0,08–0,20	0,3–2,0		☺	😐											
	VBMT160406-FP6	16,61	0,6	0,10–0,25	0,4–2,0		☺	😐											
	VBMT160408-FP6	16,61	0,8	0,10–0,25	0,5–2,0		☺	😐											
	VBMT160412-FP6	16,61	1,2	0,12–0,30	0,6–2,0		☺	😐											
	VBMT110304-MM4	11,07	0,4	0,08–0,20	0,4–1,5						😐	☺	☻	😐		☺	☻	😐	
	VBMT110308-MM4	11,07	0,8	0,12–0,25	0,5–1,5								☻	😐			☻	😐	
	VBMT160404-MM4	16,61	0,4	0,08–0,20	0,4–2,0						😐	☺	☻	😐	😣	☺	☻	😐	😣
	VBMT160408-MM4	16,61	0,8	0,12–0,30	0,5–2,0						😐	☺	☻	😐	😣	☺	☻	😐	😣
	VBMT160412-MM4	16,61	1,2	0,12–0,32	0,5–2,0								☻	😐			☻	😐	
	VBMT110304-MP4	11,07	0,4	0,08–0,20	0,4–1,5		☺	😐											
	VBMT110308-MP4	11,07	0,8	0,12–0,25	0,5–1,5		☺	😐											
	VBMT160404-MP4	16,61	0,4	0,08–0,20	0,4–2,0		☺	😐											
	VBMT160406-MP4	16,61	0,6	0,12–0,25	0,5–2,0		☺	😐											
	VBMT160408-MP4	16,61	0,8	0,12–0,30	0,5–2,0		☺	😐											
	VBMT160412-MP4	16,61	1,2	0,12–0,32	0,5–2,0		☺	😐											
	VBMT160404-MP6	16,61	0,4	0,10–0,25	0,4–2,5		☺	😐											
	VBMT160408-MP6	16,61	0,8	0,15–0,30	0,6–2,5		☺	😐											
	VCMT110302-FM4	11,07	0,2	0,04–0,12	0,1–1,0	😐					😐	☺	☻	😐	😣	☺	☻	😐	😣
	VCMT110304-FM4	11,07	0,4	0,05–0,16	0,1–1,5						😐	☺	☻	😐	😣	☺	☻	😐	😣
	VCMT160402-FM4	16,61	0,2	0,04–0,12	0,1–1,0						😐		☻	😐	😣		☻	😐	😣
	VCMT160404-FM4	16,61	0,4	0,05–0,16	0,1–1,5						😐	☺	☻	😐	😣	☺	☻	😐	😣
	VCMT160408-FM4	16,61	0,8	0,08–0,20	0,1–1,5						😐	☺	☻	😐	😣	☺	☻	😐	😣
	VCMT110302-FP4	11,07	0,2	0,04–0,12	0,1–1,0		☺	😐		☻									
	VCMT110304-FP4	11,07	0,4	0,05–0,16	0,1–1,5		☺	😐		☻									
	VCMT160402-FP4	16,61	0,2	0,04–0,12	0,1–1,0		☺	😐		☻									
	VCMT160404-FP4	16,61	0,4	0,05–0,16	0,1–1,5		☺	😐		☻									
	VCMT160408-FP4	16,61	0,8	0,08–0,20	0,1–1,5		☺	😐		☻									
	VCMT160404-MP4	16,61	0,4	0,08–0,20	0,4–2,0		☺	😐											
	VCMT160408-MP4	16,61	0,8	0,12–0,30	0,5–2,0		☺	😐											
	VCMT110304-RP4	11,07	0,4	0,12–0,20	0,4–2,5		☺	😐	😣										
	VCMT110308-RP4	11,07	0,8	0,16–0,25	0,6–3,0		☺	😐											
	VCMT160404-RP4	16,61	0,4	0,12–0,25	0,4–2,5		☺	😐	😣										
	VCMT160406-RP4	16,61	0,6	0,15–0,25	0,6–3,0		☺	😐											
	VCMT160408-RP4	16,61	0,8	0,16–0,30	0,6–3,0		☺	😐	😣										
	VCMT160412-RP4	16,61	1,2	0,20–0,35	0,8–3,0		☺	😐	😣										

尺寸 – 参见按照 ISO 1832 标准的符号说明

HC = 涂层硬质合金
HE = 涂层金属陶瓷

三角形，正型 80°
WCMT
Tiger·tec® Gold

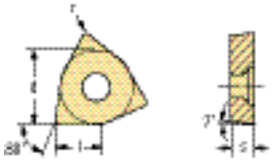

刀片

	牌号	l mm	r mm	f mm	a_p mm	P HC WPP10G	P HC WPP20G	P HC WPP30G
	WCMT040202-FP4	4,34	0,2	0,04–0,12	0,1–1,0	☺	😐	
	WCMT040204-FP4	4,34	0,4	0,05–0,16	0,1–1,5	☺	😐	
	WCMT040208-FP4	4,34	0,8	0,08–0,20	0,1–1,5		😐	
	WCMT06T302-FP4	6,52	0,2	0,04–0,12	0,1–1,0		😐	
	WCMT06T304-FP4	6,52	0,4	0,05–0,16	0,1–1,5		😐	
	WCMT06T308-FP4	6,52	0,8	0,08–0,20	0,1–1,5		😐	
	WCMT080404-FP4	8,69	0,4	0,05–0,16	0,1–1,5		😐	
	WCMT080408-FP4	8,69	0,8	0,08–0,20	0,1–1,5		😐	
	WCMT040204-FP6	4,34	0,4	0,06–0,18	0,3–2,0		😐	
	WCMT040208-FP6	4,34	0,8	0,10–0,20	0,5–2,0		😐	
	WCMT06T304-MP4	6,52	0,4	0,08–0,25	0,4–2,5		😐	
	WCMT06T308-MP4	6,52	0,8	0,12–0,32	0,5–2,5		😐	
	WCMT030202-RP4	3,91	0,2	0,08–0,12	0,2–1,5		😐	
	WCMT040204-RP4	4,34	0,4	0,12–0,25	0,4–2,5		😐	
	WCMT06T304-RP4	6,52	0,4	0,12–0,25	0,4–3,0		😐	
	WCMT06T308-RP4	6,52	0,8	0,16–0,35	0,6–3,0		😐	☹
	WCMT080404-RP4	8,69	0,4	0,12–0,25	0,4–3,0		😐	
	WCMT080408-RP4	8,69	0,8	0,16–0,40	0,6–4,0		😐	☹
	WCMT080412-RP4	8,69	1,2	0,20–0,45	0,8–4,0		😐	

尺寸 – 参见按照 ISO 1832 标准的符号说明

HC = 涂层硬质合金

仿形车削系统可转位刀片
WL...-RC...
Tiger·tec® Gold

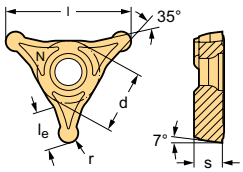

刀片

	牌号	r mm	l mm	l_e mm	f mm	a_p mm	P HC WPP20G	M HC WSM20S	M HC WSM30S	S HC WSM20S	S HC WSM30S
	WL25-RC0420N-MU6	2	25	7,2	0,12–0,40	0,5–2,0	●	●	●	●	●
	WL25-RC0525N-MU6	2,5	25	6,9	0,12–0,45	0,5–2,5	●	●	●	●	●

HC = 涂层硬质合金

仿形车削系统可转位刀片
WL...-VC...
Tiger·tec® Gold

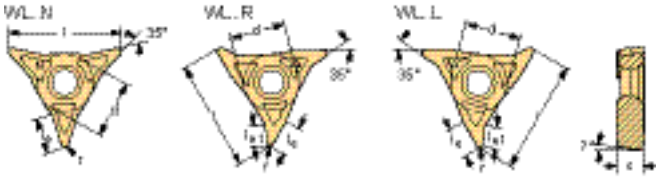

刀片

	牌号	r mm	l mm	l_e mm	l_{e1} mm	f mm	a_p mm	P HC WPP10G	P HC WPP20G
	WL25-VC0704L-FP4	0,4	25	6,2	3,9	0,05–0,20	0,1–2,0	●	●
	WL25-VC0708L-FP4	0,8	25	6,6	4,6	0,08–0,25	0,2–2,0	●	●
	WL25-VC0704L-MP4	0,4	25	6,2	3,9	0,08–0,25	0,4–2,5	●	●
	WL25-VC0708L-MP4	0,8	25	6,6	4,6	0,12–0,32	0,5–2,5	●	●
	WL25-VC0704N-FP4	0,4	25	6,3		0,05–0,20	0,1–2,0	●	●
	WL25-VC0708N-FP4	0,8	25	7,1		0,08–0,25	0,2–2,0	●	●
	WL25-VC0704N-MP4	0,4	25	6,3		0,08–0,25	0,4–2,5	●	●
	WL25-VC0708N-MP4	0,8	25	7,1		0,12–0,32	0,5–2,5	●	●
	WL25-VC0712N-MP4	1,2	25	7,4		0,12–0,35	0,5–2,5	●	●
	WL25-VC0716N-MP4	1,6	25	8,7		0,12–0,40	0,5–2,5	●	●
	WL25-VC0704R-FP4	0,4	25	6,2	3,9	0,05–0,20	0,1–2,0	●	●
	WL25-VC0708R-FP4	0,8	25	6,6	4,6	0,08–0,25	0,2–2,0	●	●
	WL25-VC0704R-MP4	0,4	25	6,2	3,9	0,08–0,25	0,4–2,5	●	●
	WL25-VC0708R-MP4	0,8	25	6,6	4,6	0,12–0,32	0,5–2,5	●	●

HC = 涂层硬质合金

方形车刀杆 – 负型刀片

加工

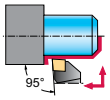

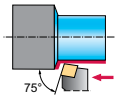

Type











订货号	DCLN	DCLN...-P	PCLN	DCBN
主偏角	95°	95°	95°	75°
夹紧系统	夹爪	夹爪	曲杆	夹爪
冷却方式	外	精密内冷	外	外
刀柄尺寸 h [mm]	16–32	20–32	16–50	25–32
刀柄尺寸 h [inch]	0,625–1,500	0,750–1,000		
刀片尺寸 l [mm]	9–19	12–16	9–25	12–19
目录中的页面				
二维码				
www.walter-tools.com/woc/	DCLN	DCLN-P	PCLN	DCBN

加工

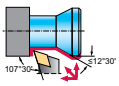

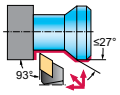

Type

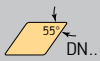









订货号	DDHN	DDQN	DDJN	DDJN...-P
主偏角	107,5°	107,5°	93°	93°
夹紧系统	夹爪	夹爪	夹爪	夹爪
冷却方式	外	外	外	精密内冷
刀柄尺寸 h [mm]	20–25		20–32	20–25
刀柄尺寸 h [inch]		1,000–1,250	0,625–1,500	0,750–1,000
刀片尺寸 l [mm]	15	15	11–15	11–15
目录中的页面				
二维码				
www.walter-tools.com/woc/	DDHN	DDQN	DDJN	DDJN-P

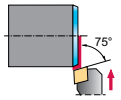

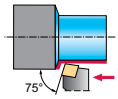

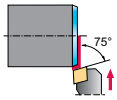

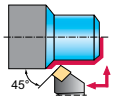









	DCKN	DCRN	PCBN	PCKN	PCSN
	75°	75°	75°	75°	45°
	夹爪	夹爪	曲杆	曲杆	曲杆
	外	外	外	外	外
	25–32		25–32	25	25
	1,000–1,250	1,000–1,250			
	12–16	12–19	12–19	12	12
	DCKN	DCRN	PCBN	PCKN	PCSN

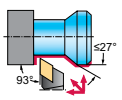

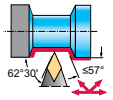

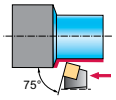

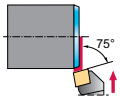











	PDJN	DDNN	DDPN	DSBN	DSKN
	93°	62,5°	62,5°	75°	75°
	曲杆	夹爪	夹爪	夹爪	夹爪
	外	外	外	外	外
	16–32	20–32		25–40	25–32
			0,750–1,250		1,000–1,250
	11–15	11–15	15	12–19	12–19
	PDJN	DDNN	DDPN	DSBN	DSKN

方形车刀杆 – 负型刀片

加工	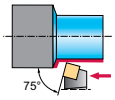		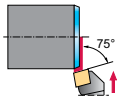	
Type				
				
订货号	DSRN	DSBN...-P	PSBN	PSKN
主偏角	75°	75°	75°	75°
夹紧系统	夹爪	夹爪	曲杆	曲杆
冷却方式	外	精密内冷	外	外
刀柄尺寸 h [mm]		25	20–50	20–32
刀柄尺寸 h [inch]	0,750–1,500			
刀片尺寸 l [mm]	12–25	12	12–25	12–19
目录中的页面				
二维码				
www.walter-tools.com/woc/	DSRN	DSBN-P	PSBN	PSKN

加工	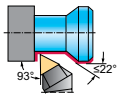		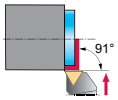	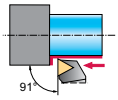
Type				
				
订货号	DTJN	MTJN	DTFN	DTGN
主偏角	93°	93°	91°	91°
夹紧系统	夹爪	夹爪	夹爪	夹爪
冷却方式	外	外	外	外
刀柄尺寸 h [mm]		20–32		20–32
刀柄尺寸 h [inch]	0,750–1,250		1,000	
刀片尺寸 l [mm]	16–27	16–22	22	16–22
目录中的页面				
二维码				
www.walter-tools.com/woc/	DTJN	MTJN	DTFN	DTGN

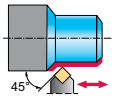

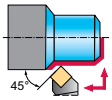

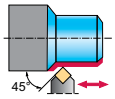

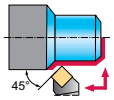









	DSDN	DSSN	DSSN...-P	PSDN	PSSN
	45°	45°	45°	45°	45°
	夹爪	夹爪	夹爪	曲杆	曲杆
	外	外	精密内冷	外	外
	20–32	20–32	25	12–40	16–32
	0,625–1,500	1,000			
	9–25	12–19	12	9–25	9–19
	DSDN	DSSN	DSSN-P	PSDN	PSSN



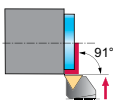

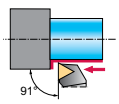

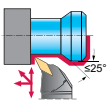



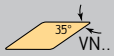







	DTGN...-P	PTFN	PTGN	DVPN	DVTN
	91°	91°	91°	117,5°	117,5°
	夹爪	曲杆	曲杆	夹爪	夹爪
	精密内冷	外	外	外	外
	20–25	16–32	16–40	25–32	
					0,750–1,250
	16	16	11–27	16	16
	DTGN-P	PTFN	PTGN	DVPN	DVTN

方形车刀杆 – 负型刀片

加工	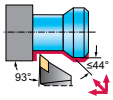		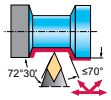	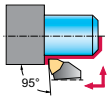
Type	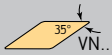			
				
订货号	DVJN	DVJN...-P	DVVN	DWLN
主偏角	93°	93°	72,5°	95°
夹紧系统	夹爪	夹爪	夹爪	夹爪
冷却方式	外	精密内冷	外	外
刀柄尺寸 h [mm]	20–32	20–25	20–32	16–32
刀柄尺寸 h [inch]	0,750–1,250	0,750–1,000	0,750–1,250	0,750–1,250
刀片尺寸 l [mm]	16	16	16	6–10
目录中的页面				
二维码				
www.walter-tools.com/woc/	DVJN	DVJN-P	DVVN	DWLN

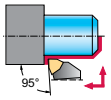







	DWLN...-P	PWLN
	95°	95°
	夹爪	曲杆
	精密内冷	外
	20–25	16–32
	0,750–1,000	
	8	6–10

DWLN-P

PWLN

方形车刀杆 – 正型刀片

加工	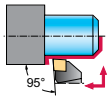	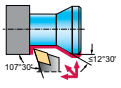	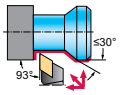	
Type				
				
订货号	SCLC	SDHC	SDJC	DDJC...-P
主偏角	95°	107,5°	93°	93°
夹紧系统	螺钉	螺钉	螺钉	夹爪
冷却方式	外	外	外	精密内冷
刀柄尺寸 h [mm]	10–25	12–25	10–25	20–25
刀柄尺寸 h [inch]	0,375–1,250		0,375–1,000	
刀片尺寸 l [mm]	6–12	7–11	7–11	11
目录中的页面				
二维码				
www.walter-tools.com/woc/	SCLC	SDHC	SDJC	DDJC-P

加工	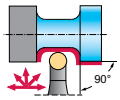	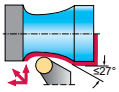	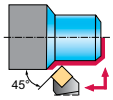	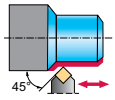
Type				
				
订货号	PRDC	PRGC	SSDC	SSDCN
主偏角	0°	0°	45°	45°
夹紧系统	曲杆	曲杆	螺钉	螺钉
冷却方式	外	外	外	外
刀柄尺寸 h [mm]	20–50	20–40	16–25	12–25
刀柄尺寸 h [inch]			0,375–0,750	
刀片尺寸 l [mm]	10–32	10–25	6–12	9–12
目录中的页面				
二维码				
www.walter-tools.com/woc/	PRDC	PRGC	SSDC	SSDCN

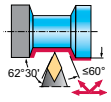

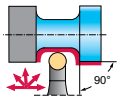

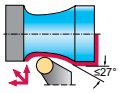

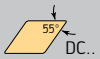


RC..











	SDNC	SRAC	SRDC	SRGC	SRSC
	62,5°	0°	0°	0°	0°
	螺钉	螺钉	螺钉	螺钉	螺钉
	外	外	外	外	外
	10–25		12–32		20–32
		1,000–1,250	0,500–1,250	1,000	1,000
	7–11	6–12	6–16	12	6–16

SDNC SRAC SRDC SRGC SRSC

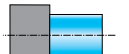

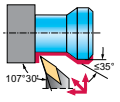

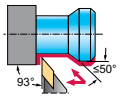



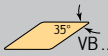











	STGC	SVHB	PVHB	SVJB	DVJB...-P
	91°	107,5°	107,5°	93°	93°
	螺钉	螺钉	曲杆	螺钉	夹爪
	外	外	外	外	精密内冷
	12–25	16–32	16–32	12–32	20–25
	0,375–1,000			0,500–1,000	
	11–16	11–16	11–16	11–16	16

STGC SVHB PVHB SVJB DVJB-P

方形车刀杆 – 正型刀片

加工	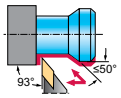	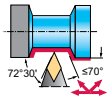	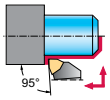
Type	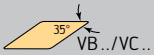		
				
订货号	PVJB	SVVB	PVVB	SWLC
主偏角	93°	72,5°	72,5°	95°
夹紧系统	曲杆	螺钉	曲杆	螺钉
冷却方式	外	外	外	外
刀柄尺寸 h [mm]	16–32	12–32	20–32	12–25
刀柄尺寸 h [inch]		0,750–1,000		
刀片尺寸 l [mm]	11–16	11–16	11–16	4–8
目录中的页面				
二维码				
www.walter-tools.com/woc/	PVJB	SVVB	PVVB	SWLC

方形车刀杆 – WL 仿形车削系统

加工

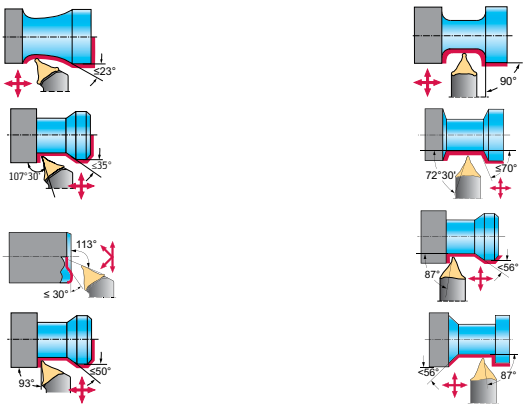

Type	WL..



订货号	W1011	W1011...-P	W1010...-P
主偏角	107,5°	107,5°	72,5°
夹紧系统	螺钉	螺钉	螺钉
冷却方式	外	精密内冷	精密内冷
刀柄尺寸 h [mm]	16–25	20–25	20–25
刀柄尺寸 h [inch]		0,750–1,000	0,750–1,000
刀片尺寸 l [mm]	25	25	25
目录中的页面			
二维码			
www.walter-tools.com/woc/	W1011	W1011-P	W1010-P

方形车刀杆 – 陶瓷可转位刀片

加工	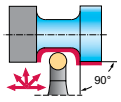	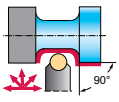	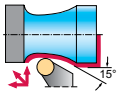	
Type	RC../RP..	RN..		
				
订货号	CRDC	CRDN	CRSN	CRSN...-P
主偏角	0°	0°	0°	0°
夹紧系统	夹爪	夹爪	夹爪	夹爪
冷却方式	外	外	外	精密内冷
刀柄尺寸 h [mm]	32	25–32	25–32	25
刀柄尺寸 h [inch]				
刀片尺寸 l [mm]	9–12	12	12–15	12
目录中的页面				
二维码				
www.walter-tools.com/woc/	CRDC	CRDN	CRSN	CRSN-P

Walter Capto™ 车刀杆 – 负型刀片

加工	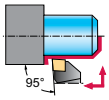		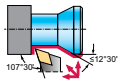	
Type			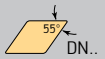	
				
订货号	C...-DCLN	C...-DCLN...-P	C...-PCLN	C...-DDHN...-P
主偏角	95°	95°	95°	107,5°
夹紧系统	夹爪	夹爪	曲杆	夹爪
冷却方式	内	精密内冷	内	精密内冷
Walter Capto™ 规格	C4–C8	C4–C8	C3–C8	C6
刀片尺寸 l [mm]	12–19	12–16	12–25	15
目录中的页面				
二维码				
www.walter-tools.com/woc/	C-DCLN	C-DCLN-P	C-PCLN	C-DDHN-P

加工	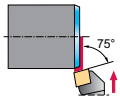	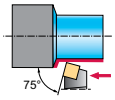	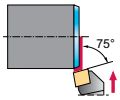	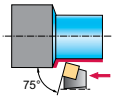
Type				
				
订货号	C...-DSKN	C...-DSRN	C...-PSKN	C...-PSRN
主偏角	75°	75°	75°	75°
夹紧系统	夹爪	夹爪	曲杆	曲杆
冷却方式	内	内	内	内
Walter Capto™ 规格	C4–C8	C4–C8	C6–C8	C6–C8
刀片尺寸 l [mm]	12–19	12–25	15–19	19–25
目录中的页面				
二维码				
www.walter-tools.com/woc/	C-DSKN	C-DSRN	C-PSKN	C-PSRN

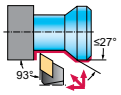

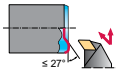

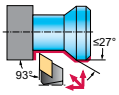

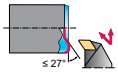

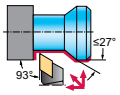

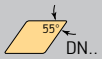







C...-DDJN	C...-DDUN	C...-DDJN...-P	C...-DDUN...-P	C...-PDJN
93°	93°	93°	93°	93°
夹爪	夹爪	夹爪	夹爪	曲杆
内	内	精密内冷	精密内冷	内
C4–C8	C4–C8	C4–C8	C6	C3–C6
11–15	15	11–15	15	11–15
C-DDJN	C-DDUN	C-DDJN-P	C-DDUN-P	C-PDJN

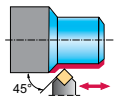

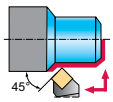

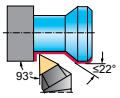

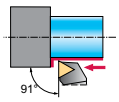











C...-DSDN	C...-DSSN	C...-PSSN	C...-MTJN	C...-DTGN...-P
45°	45°	45°	93°	91°
夹爪	夹爪	曲杆	夹爪	夹爪
内	内	内	内	精密内冷
C4–C8	C4–C6	C6	C4–C6	C4
12–25	12–19	12–19	16–22	16
C-DSDN	C-DSSN	C-PSSN	C-MTJN	C-DTGN-P

Walter Capto™ 车刀杆 – 负型刀片

加工	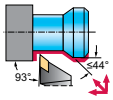		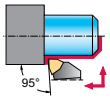	
Type	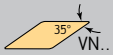			
				
订货号	C...-DVJN	C...-DVJN...-P	C...-DWLN	C...-DWLN...-P
主偏角	93°	93°	95°	95°
夹紧系统	夹爪	夹爪	夹爪	夹爪
冷却方式	内	精密内冷	内	精密内冷
Walter Capto™ 规格	C4–C8	C4–C6	C4–C6	C4–C6
刀片尺寸 l [mm]	16	16	6–10	8
目录中的页面				
二维码				
www.walter-tools.com/woc/	C-DVJN	C-DVJN-P	C-DWLN	C-DWLN-P

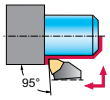





	C...-PWLN
	95°
	曲杆
	内
	C3–C6
	6–10

C-PWLN

Walter Capto™ 车刀杆 - 正型刀片

加工	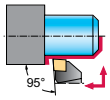	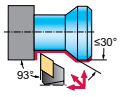	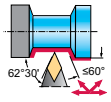	
Type				
				
订货号	C...-SCLC	C...-SDJC	C...-DDJC...-P	C...-SDNC
主偏角	95°	93°	93°	62,5°
夹紧系统	螺钉	螺钉	夹爪	螺钉
冷却方式	内	内	精密内冷	内
Walter Capto™ 规格	C3–C6	C3–C6	C4–C5	C3–C5
刀片尺寸 l [mm]	9–12	7–11	11	11
目录中的页面				
二维码				
www.walter-tools.com/woc/	C-SCLC	C-SDJC	C-DDJC-P	C-SDNC

加工	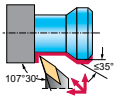	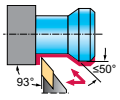	
Type	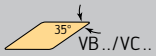		
				
订货号	C...-SVHB	C...-PVHB	C...-SVJB	C...-DVJB...-P
主偏角	107,5°	107,5°	93°	93°
夹紧系统	螺钉	曲杆	螺钉	夹爪
冷却方式	内	内	内	精密内冷
Walter Capto™ 规格	C3–C6	C4–C6	C3–C6	C4–C8
刀片尺寸 l [mm]	11–16	16	11–16	16
目录中的页面				
二维码				
www.walter-tools.com/woc/	C-SVHB	C-PVHB	C-SVJB	C-DVJB-P

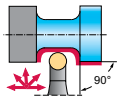

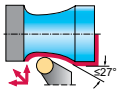

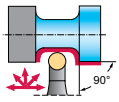

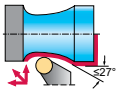

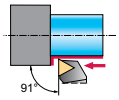


RC..



TC..







	C...-SRDC	C...-SRSC	C...-PRDC	C...-PRSC	C...-STGC
	0°	0°	0°	0°	91°
	螺钉	螺钉	曲杆	曲杆	螺钉
	内	内	内	内	内
	C3–C6	C4–C6	C5–C6	C5–C8	C4–C5
	6–16	6–16	16–25	16–25	11–16
	C-SRDC	C-SRSC	C-PRDC	C-PRSC	C-STGC

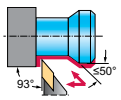

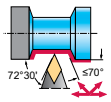



VB../VC..





	C...-PVJB	C...-SVVB	C...-PVVB
	93°	72,5°	72,5°
	曲杆	螺钉	曲杆
	内	内	内
	C4–C6	C3–C6	C4–C6
	16	11–16	16
	C-PVJB	C-SVVB	C-PVVB

Walter Capto™ 车刀杆 – WL 仿形车削系统

加工	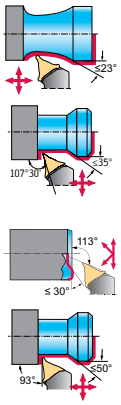
Type	WL..
	
订货号	W1011-C...-P
主偏角	107,5°
夹紧系统	螺钉
冷却方式	精密内冷
Walter Capto™ 规格	C4–C6
刀片尺寸 l [mm]	25

目录中的页面

二维码

www.walter-tools.com/woc/ W1011-C-P

Walter Capto™ 车刀杆 – 陶瓷可转位刀片

加工	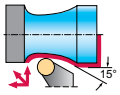
Type	RN..



订货号	C...-CRSN...-P
主偏角	0°
夹紧系统	夹爪
冷却方式	精密内冷
Walter Capto™ 规格	C6
刀片尺寸 l [mm]	12

目录中的页面

二维码

www.walter-tools.com/woc/ C-CRSN-P

Walter Capto™ 车刀杆 – 车铣加工中心

加工	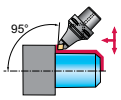	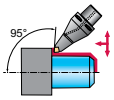	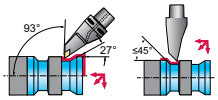	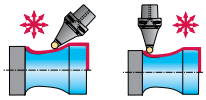	
Type	 CC..	 CN..	 DN..	 RC..	
					
订货号	C...-SCMC	C...-DCMN	C...-DDMN	C...-SRDC	
主偏角	95°	95°	93°	0°	
夹紧系统	螺钉	夹爪	夹爪	螺钉	
冷却方式	内	内	内	内	
Walter Capto™ 规格	C6	C5–C8	C5–C8	C6	
刀片尺寸 l [mm]	12	12–16	15	10–16	
目录中的页面					
二维码					
www.walter-tools.com/woc/	C-SCMC	C-DCMN	C-DDMN	C-SRDC	

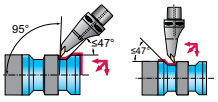









	C...-SVMB	C...-DVMN
	95°	95°
	螺钉	夹爪
	内	内
	C5–C6	C8
	16	16

C-SVMB

C-DVMN

镗刀杆 – 负型刀片

加工	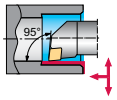	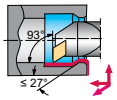	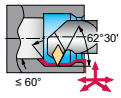	
Type		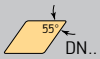		
				
订货号	A...-DCLN	A...-PCLN	A...-DDUN	A...-DDXN
主偏角	95°	95°	93°	93°
夹紧系统	夹爪	曲杆	夹爪	夹爪
冷却方式	内	内	内	内
镗刀杆直径 d_1 [mm]	25–50	16–40	25–50	32–40
镗刀杆直径 d_1 [inch]	0,750–2,000		0,750–2,000	
刀片尺寸 l [mm]	9–16	9–16	11–15	11–15
目录中的页面				
二维码				
www.walter-tools.com/woc/	A-DCLN	A-PCLN	A-DDUN	A-DDXN

加工	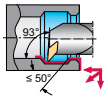	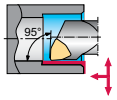
Type	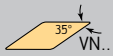	
			
订货号	A...-DVUN	A...-DWLN	A...-PWLN
主偏角	93°	95°	95°
夹紧系统	夹爪	夹爪	曲杆
冷却方式	内	内	内
镗刀杆直径 d_1 [mm]	40	25–50	20–32
镗刀杆直径 d_1 [inch]	1,250–1,500	1,000–2,000	
刀片尺寸 l [mm]	16	6–10	6–8
目录中的页面			
二维码			
www.walter-tools.com/woc/	A-DVUN	A-DWLN	A-PWLN

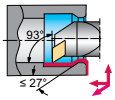

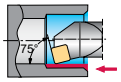

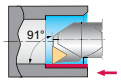

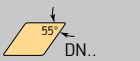



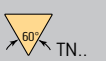











	A...-PDUN	A...-DSKN	A...-PSKN	A...-DTFN	A...-PTFN
	93°	75°	75°	91°	91°
	曲杆	夹爪	曲杆	夹爪	曲杆
	内	内	内	内	内
	25–40	25–40	25–40	25–50	16–32
				0,750–2,000	
	11–15	12–15	12	16–22	11–16
	A-PDUN	A-DSKN	A-PSKN	A-DTFN	A-PTFN

镗刀杆 – 正型刀片

加工

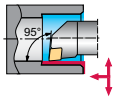

Type				
				
订货号	A...-SCLC	A...-SCLC...-R	A...-SCLP	E...-SCLC
主偏角	95°	95°	95°	95°
夹紧系统	螺钉	螺钉	螺钉	螺钉
冷却方式	内	内	内	内
镗刀杆直径 d_1 [mm]	8–32	8–20		
镗刀杆直径 d_1 [inch]	0,375–1,250		0,312–1,000	0,375–1,000
刀片尺寸 l [mm]	6–12	6–9	6–9	6–9
目录中的页面				
二维码				
www.walter-tools.com/woc/	A-SCLC	A-SCLC-R	A-SCLP-E-SCLP	E-SCLC

加工

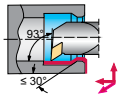

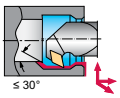

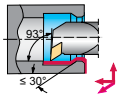

Type	
	   
订货号	A...-SDUC / A...-SDUC...-X / E...-SDUC / E...-SDUC...-R
主偏角	93°
夹紧系统	螺钉
冷却方式	内
镗刀杆直径 d_1 [mm]	10–32 / 16–32 / 10–25
镗刀杆直径 d_1 [inch]	0,375–1,000 / 1,000–1,250 / 0,375–1,000
刀片尺寸 l [mm]	7–11
目录中的页面	
二维码	
www.walter-tools.com/woc/	A-SDUC / A-SDUC-X / E-SDUC / E-SDUC-R

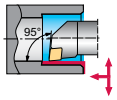

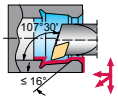

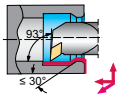

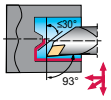

	 CC..	 CP..	 DC..		
					
	E...-SCLC...-R	**E...-SCLP**	**A...-SDQC**	**A...-SDUC...-R**	**A...-SDJC**
	95°	95°	107,5°	93°	93°
	螺钉	螺钉	螺钉	螺钉	螺钉
	内	内	内	内	内
	8–25		12–25	10–20	16–25
		0,375–0,500			
	6–9	6	7–11	7–11	7–11
	E-SCLC-R	E-SCLP	A-SDQC	A-SDUC-R	A-SDJC

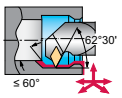

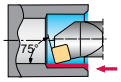

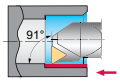

	 DC..	 SC..	 TC..		
					
	A...-SDXC...	**A...-SSKC**	**A...-STFC**	**A...-STFC...-R**	**E...-STFC**
	62,5°	75°	91°	91°	91°
	螺钉	螺钉	螺钉	螺钉	螺钉
	内	内	内	内	内
	12–25	16–25	6–32	6–16	
			0,375–1,250		0,375–1,000
	7–11	9–12	6–16	6–11	9–16
	A-SDXC	A-SSKC	A-STFC	A-STFC-R	E-STFC

镗刀杆 – 正型刀片

加工					
	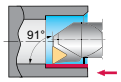	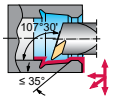	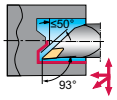	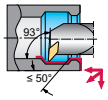	
Type		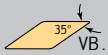			
					
订货号	**E...-STFC...-R**	**A...-SVQB**	**A...-SVJB**	**A...-SVUB**	
主偏角	91°	107,5°	93°	93°	
夹紧系统	螺钉	螺钉	螺钉	螺钉	
冷却方式	内	内	内	内	
镗刀杆直径 d_1 [mm]	6–25	16–40	16–20	16–40	
镗刀杆直径 d_1 [inch]				0,625–1,500	
刀片尺寸 l [mm]	6–16	11–16	11	11–16	
目录中的页面					
二维码					
www.walter-tools.com/woc/	E-STFC-R	A-SVQB	A-SVJB	A-SVUB	

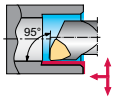





	A...-SWLC
	95°
	螺钉
	内
	10–32
	0,375–1,000
	4–8

A-SWLC

Walter Capto™ 镗刀杆 - 负型刀片

加工	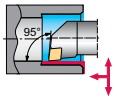	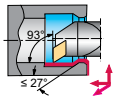	
Type		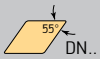	
			 
订货号	C...-DCLN	C...-PCLN	C...-DDUN	C...-PDUN
主偏角	95°	95°	93°	93°
夹紧系统	夹爪	曲杆	夹爪	曲杆
冷却方式	内	内	内	内
Walter Capto™ 规格	C4–C6	C3–C6	C4–C6	C3–C6
镗刀杆直径 d_2 [mm]	25–40	25–50	25–40	25–50
刀片尺寸 l [mm]	12–16	12–16	11–15	11–15
目录中的页面				
二维码				
www.walter-tools.com/woc/	C-DCLN	C-PCLN	C-DDUN	C-PDUN

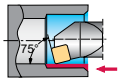

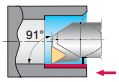

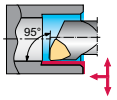















	C...-PSKN	C...-PTFN	C...-DWLN	C...-PWLN
	75°	91°	95°	95°
	曲杆	曲杆	夹爪	曲杆
	内	内	内	内
	C5–C6	C4–C6	C4–C6	C3–C6
	40–50	25–50	20–40	20–50
	12–15	16–22	6–10	6–8
	C-PSKN	C-PTFN	C-DWLN	C-PWLN

Walter Capto™ 镗刀杆 - 正型刀片

加工	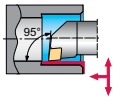	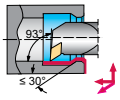	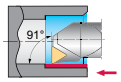	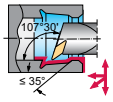
Type				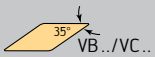
				
订货号	**C...-SCLC**	**C...-SDUC**	**C...-STFC**	**C...-SVQB**
主偏角	95°	93°	91°	107,5°
夹紧系统	螺钉	螺钉	螺钉	螺钉
冷却方式	内	内	内	内
Walter Capto™ 规格	C3–C5	C3–C5	C4–C5	C3–C6
镗刀杆直径 d_2 [mm]	16–50	16–40	16–32	16–50
刀片尺寸 l [mm]	9–12	7–11	11–16	11–16
目录中的页面				
二维码				
www.walter-tools.com/woc/	C-SCLC	C-SDUC	C-STFC	C-SVQB

QuadFit 可换式刀头 – 负型刀片

加工	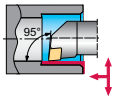	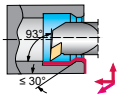	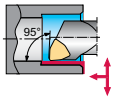
Type			
			
订货号	**Q...-DCLN**	**Q...-DDUN**	**Q...-DWLN**
主偏角	95°	93°	95°
夹紧系统	夹爪	夹爪	夹爪
冷却方式	内	内	内
QuadFit 规格	Q32–Q50	Q32–Q50	Q32–Q50
刀片尺寸 l [mm]	12–16	11–15	6–8
目录中的页面			
二维码			
www.walter-tools.com/woc/	Q-DCLN	Q-DDUN	Q-DWLN

QuadFit 可换式刀头 – 正型刀片

加工	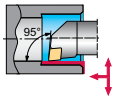	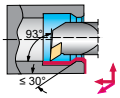	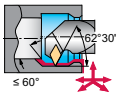	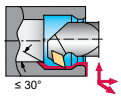
Type				
				
订货号	Q...-SCLC	Q...-SDUC	Q...-SDXC	Q...-SDUC...-X
主偏角	95°	93°	62,5°	32°
夹紧系统	螺钉	螺钉	螺钉	螺钉
冷却方式	内	内	内	内
QuadFit 规格	Q25–Q50	Q25–Q50	Q25–Q50	Q25–Q50
刀片尺寸 l [mm]	9–12	11	11	11
目录中的页面				
二维码				
www.walter-tools.com/woc/	Q-SCLC	Q-SDUC	Q-SDXC	Q-SDUC-X

	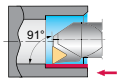	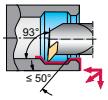
	 TC..	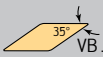 VB../VC..
		
	Q...-STFC	**Q...-SVUB**
	91°	93°
	螺钉	**螺钉**
	内	内
	Q25–Q50	Q25–Q50
	11–16	11–16
	Q-STFC	Q-SVUB

镗刀杆 – WL 仿形车削系统

加工	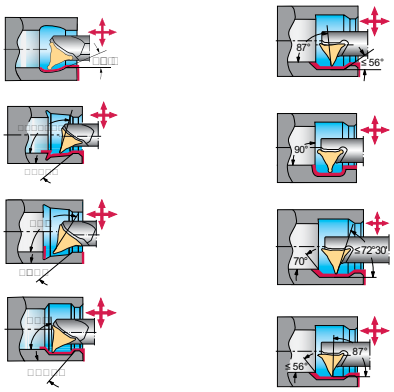	
Type	WL ..	
		
订货号	W1211	W1210
主偏角	107,5°	72,5°
夹紧系统	螺钉	螺钉
冷却方式	精密内冷	精密内冷
镗刀杆直径 d_1 [mm]	25–40	25–40
镗刀杆直径 d_1 [inch]		
刀片尺寸 l [mm]	25	25
目录中的页面		
二维码		
www.walter-tools.com/woc/	W1211	W1210



Accure·tec 减振镗刀刀柄



直柄 – 减振



Walter Capto™ 刀柄 – 减振



HSK-T 刀柄 – 减振



直柄 – 减振

订货号	A3000	A3000-C	A3000-HSK-T	A3001	
机床侧	带夹紧面的削平柄 圆柱柄	符合 ISO 26623 的 Walter Capto™	HSK DIN 69893-7	圆柱柄	
刀具侧	Q25 - Q50	Q25 - Q50	Q25 - Q50	QL100 - QL80	
目录中的页面					
二维码					
www.walter-tools.com/woc/	A3000	A3000-C	A3000-HSK-T	A3001	

		
	Walter Capto™ 刀柄 – 减振	HSK-T 刀柄 – 减振
	A3001-C	A3001-HSK-T
	符合 ISO 26623 的 Walter Capto™	HSK DIN 69893-7
	QL60 - QL80	QL60 - QL80
	A3001-C	A3001-HSK-T

A2

切削刀片

加工	中等进给	低进给		中等进给		
						
槽型	CF5	GD8	VG8	RF5	A60	
P 钢	●●	●●	●●	●●	●●	
M 不锈钢	●●	●	●●	●●	●●	
K 铸铁	●	●	●	●	●	
N 有色金属	●●	●	●●	●	●	
S 难切削材料	●●	●	●●	●●	●●	
H 硬材料						
O 其他	●					
刀片宽度 s [mm]	0,8–5,56	0,5–3,25	2,8	1,57–5,0		
a_p [mm]						
f [mm]	0,02–0,28	0,02–0,15	0,05–0,12	0,04–0,25		
目录中的页面						
二维码						
www.walter-tools.com/woc/	CF5	GD8	VG8	RF5	A60	

加工	中等进给	低进给		中等进给	高进给
					
槽型	GD6	UF8	UF7	UF4	UF4
P 钢	●●	●●	●●	●●	●●
M 不锈钢	●●	●●	●●	●●	●●
K 铸铁	●	●	●	●●	●●
N 有色金属	●	●●	●	●	●
S 难切削材料	●●	●●	●●	●	●
H 硬材料					
O 其他					
刀片宽度 s [mm]	2,0–4,0	1,6–4,25	2,0–4,0	2,0–4,0	4,0
a_p [mm]		0,3–2,2	0,3–2,2	0,3–2,8	0,5–2,8
f [mm]	0,04–0,25	0,05–0,30	0,05–0,30	0,10–0,33	0,10–0,33
目录中的页面					
二维码					
www.walter-tools.com/woc/	GD6	UF8	UF7	UF4	UF4

		低进给		中等进给	高进给	低进给
						
	AG60	CK8	CF6	CF5	CE4	GD3
	●●		●●	●●	●●	●●
	●●	●	●●	●●	●	●●
	●			●	●●	●
	●	●●	●●	●●	●	●
	●●	●	●●	●●	●	●
					●	
			●	●		●
		1,5–2,0	1,0–3,0	1,0–3,0	1,2–3,0	2,0–4,0
		0,04–0,12	0,03–0,23	0,03–0,23	0,03–0,33	0,04–0,23
	AG60	CK8	CF6	CF5	CE4	GD3

	高进给		低进给			
						
	UD4	UA4	RF7	RD4	CK8	CF6
	●●		●●	●●		●●
	●		●●	●	●	●●
	●●	●●	●	●●		
			●		●●	●●
			●●	●	●	●●
		●				
						●
	2,0–4,0	2,0–4,0	2,0–4,0	2,0–3,0	2,0–4,0	1,5–3,0
	0,3–2,8	0,3–2,8	0,1–2,0	0,2–1,5		
	0,10–0,33	0,08–0,38	0,08–0,48	0,08–0,38	0,04–0,22	0,03–0,20
	UD4	UA4	RF7	RD4	CK8	CF6

A2

切削刀片

加工	中等进给	高进给	低进给	中等进给	
					
槽型	CF5	CE4	GD8	GD3	GD6
P 钢	●●	●●	●●	●●	●●
M 不锈钢	●●	●	●	●●	●●
K 铸铁	●	●●	●	●	●
N 有色金属	●●	●	●	●	●
S 难切削材料	●●	●	●	●	●●
H 硬材料		●			
O 其他	●			●	
刀片宽度 s [mm]	2,0–5,0	2,0–6,0	1,0–1,4	2,0–6,0	2,0–6,0
a_p [mm]					
f [mm]	0,03–0,25	0,04–0,40	0,05–0,10	0,04–0,28	0,04–0,30
目录中的页面					
二维码					
www.walter-tools.com/woc/	CF5	CE4	GD8	GD3	GD6

加工	高进给		低进给		中等进给
					
槽型	UD4	UA4	VG7	RK8	RF8
P 钢	●●		●●		●●
M 不锈钢	●		●●		●●
K 铸铁	●●	●●	●		●
N 有色金属			●●	●●	●
S 难切削材料			●●		●●
H 硬材料		●			
O 其他				●	
刀片宽度 s [mm]	2,0–8,0	2,0–6,0	2,8	6,0	2,0–8,0
a_p [mm]	0,3–4,0	0,3–3,5	0,2–2,5	0,1–4,0	0,1–4,0
f [mm]	0,10–0,40	0,08–0,40	0,05–0,25	0,10–0,60	0,05–0,60
目录中的页面					
二维码					
www.walter-tools.com/woc/	UD4	UA4	VG7	RK8	RF8

A2

	中等进给	低进给		中等进给	
						
	FS-F1	EM-1	TM-1	UF8	UD6	UF4
				●●	●	●●
				●●	●●	●●
				●		●●
	●●			●●	●	●
	●	●●		●●		●
			●●			
	●●					
	2,0–6,0	3,0–6,0	3,0–6,0	1,6–6,0	2,0–6,0	2,0–8,0
		0,05–3,0	0,05–3,0	0,3–3,2	0,3–3,5	0,3–4,0
	0,04–0,28	0,10–0,30	0,02–0,15	0,05–0,35	0,06–0,35	0,10–0,55
	FS-F1	EM-1	TM-1	UF8	UD6	UF4

	中等进给	高进给	中等进给		低进给	
	NEW	NEW		NEW		
						
	RF7	RD4	FS-M1	AF5	CK8	CF6
	●●	●●				●●
	●●	●			●	●●
	●	●●				
	●		●●		●●	●●
	●●	●	●		●	●●
			●●			●
	3,0–5,0	2,0–8,0	2,0–8,0	5,0	2,0–5,0	2,0–3,0
	0,1–2,5	0,2–4,0	0,1–4,0	0,5		
	0,10–0,53	0,08–0,80	0,05–0,60	0,15–0,30	0,04–0,25	0,03–0,20
	RF7	RD4	FS-M1	AF5	CK8	CF6

A2

切削刀片

加工	中等进给	高进给	低进给	中等进给	
					
槽型	**CF5**	**CE4**	**SK8**	**SF5**	**UF4**
P 钢	●●	●●		●●	●●
M 不锈钢	●●	●		●●	●●
K 铸铁	●	●●		●	●●
N 有色金属	●●	●	●●	●●	●
S 难切削材料	●●	●	●	●●	●
H 硬材料		●			
O 其他	●			●	
刀片宽度 s [mm]	1,5–6,0	1,5–10,0	1,5–5,0	1,5–5,0	8,0
a_p [mm]					0,9–4,0
f [mm]	0,03–0,30	0,03–0,60	0,03–0,25	0,03–0,25	0,18–0,55
目录中的页面					
二维码					
www.walter-tools.com/woc/	CF5	CE4	SK8	SF5	UF4

	高进给
	
	GD2
	●●
	●●
	12,0–19,0
	0,20–0,60

GD2

切槽和槽车削 – 刀片
GX
Tiger·tec® Silver

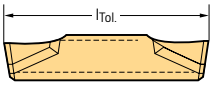

GX...N

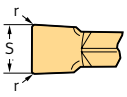

刀片

	牌号	s mm	r mm	l mm	f mm	S_{Tol} mm	l_{Tol} mm	P HC WKP23S	P HC WSM33S	M HC WSM33S	K HC WKP23S	S HC WSM33S
	GX24-3E500L04-AF5	5	0,4	24	0,15–0,30	±0,05	±0,15	☺	☹	☹	☺	☹
	GX24-3E500R04-AF5	5	0,4	24	0,15–0,30	±0,05	±0,15	☺	☹	☹	☺	☹
	GX24-3F500L04-AF5	5	0,4	24	0,15–0,30	±0,05	±0,15		☹	☹		☹
	GX24-3F500R04-AF5	5	0,4	24	0,15–0,30	±0,05	±0,15		☹	☹		☹

HC = 涂层硬质合金

切槽和仿形车削 – 刀片

GX

Tiger·tec® Silver

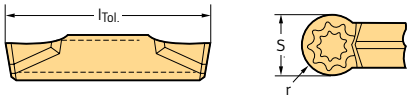

刀片

	牌号	s mm	r mm	l mm	f mm	S_{Tol} mm	l_{Tol} mm	P HC WKP23S	P HC WSM13S	P HC WSM23S	P HC WSM33S	M HC WSM13S	M HC WSM23S	M HC WSM33S	K HC WKP23S	S HC WSM13S	S HC WSM23S	S HC WSM33S
	GX24-3F500N25-RD4	5	2,5	24	0,17–0,60	±0,05	±0,15	●			●			●	●			●
	GX24-2F300N15-RF7	3	1,5	24	0,10–0,33	±0,05	±0,15		●			●				●		
	GX24-3F400N20-RF7	4	2	24	0,12–0,48	±0,05	±0,15		●			●				●		
	GX24-3F500N25-RF7	5	2,5	24	0,12–0,53	±0,05	±0,15		●	●	●	●	●	●		●	●	●

l_{Tol} = 更换同一批次可转位刀片时的重复定位精度
半径公差 r_{Tol} = ±0.05 mm

HC = 涂层硬质合金

方刀杆 / 切断刀板

加工

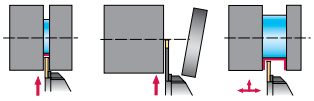

型号


MX..

NEW






订货号	G3011	G3011...-P	G3021...-P	G3051...-P
刀片宽度 s [mm]	0,5–3,25	0,5–5,65	0,5–5,65	0,5–3,25
切槽深度 T_{max} [mm]	6	6	6	6
冷却方式	外	精密内冷	精密内冷	精密内冷
刀柄尺寸 h [mm]	10–25	12–25	20–25	12–25
刀柄尺寸 h [inch]		0,500–1,000	1,000	0,625–1,000
目录中的页面	109			
二维码				
www.walter-tools.com/woc/	G3011	G3011-P	G3021-P	G3051-P

加工

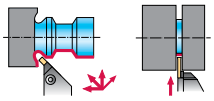
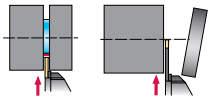

型号


DX..






订货号	G4551	G4041	G4041...-P	G4041...C
刀片宽度 s [mm]	2–6	1,5–3	2	1,5–3
切槽深度 T_{max} [mm]	5	21	21	21
冷却方式	外	外	精密内冷	外
刀柄尺寸 h [mm]	20–25	26–32	26–32	26–32
刀柄尺寸 h [inch]				
目录中的页面				
二维码				
www.walter-tools.com/woc/	G4551	G4041	G4041-P	G4041-C

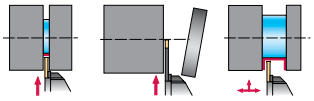

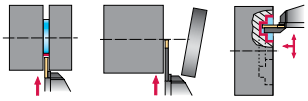



DX..



G4014



G4014...-P



G4011



G4011...-P



G4511



G4521

1–3	2–3	2–4	2–4	2–6	2–6
17,5	17,5	17	17	5	5
外	精密内冷	外	精密内冷	外	外
10–20	12–20	20–25	20–25	12–25	20–25
0,500–0,625	0,500–0,750	0,750–1,000	1,000		

G4014 G4014-P G4011 G4011-P G4511 G4521

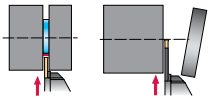

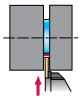

DX..

GX..



G4041...C-P



G4042...N



G4042...N...-P



G4634-P



G4635



G1511

2–3	1,5–4	3	2–3	1,5–3	2–6
21	40	40	16	17	6
精密内冷	外	精密内冷	精密内冷	外	外
26–32	26–32	26–32	33		12–25
					0,750–1,000

G4041-C-P G4042-N G4042-N-P G4634-P G4635 G1511

方刀杆 / 切断刀板

加工

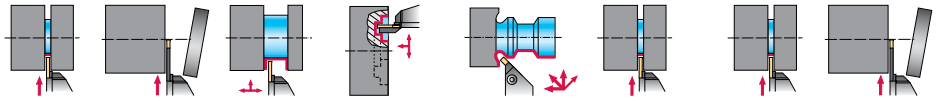

型号



GX..









订货号	G1511...-P	G1521	G1551	G1011
刀片宽度 s [mm]	2–6	2–6	2–6	2–8
切槽深度 T_{max} [mm]	6	6	6	38
冷却方式	内	外	外	外
刀柄尺寸 h [mm]	16–25	20–25	20–25	12–32
刀柄尺寸 h [inch]	1,000	0,750–1,000	0,750–1,000	0,625–1,500
目录中的页面				
二维码				
www.walter-tools.com/woc/	G1511-P	G1521	G1551	G1011

加工

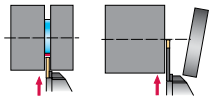

型号



GX..









订货号	XLCFN	G1634-P	G1332	MSS...E...C
刀片宽度 s [mm]	3–6	2–4	1,5–3	4–6
切槽深度 T_{max} [mm]	21	33	15	25
冷却方式	外	精密内冷	外	外
刀柄尺寸 h [mm]	32	33–43		L025
刀柄尺寸 h [inch]				
目录中的页面				
二维码				
www.walter-tools.com/woc/	XLCFN	G1634-P	G1332	

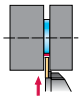

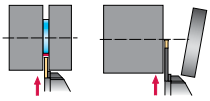



GX..



G1011...-P

2–8

33

精密内冷

12–32

0,750–1,000



G1041

2–4

32

外

26–32



G1041...-P

3–4

33

精密内冷

26–32



G1041...C

2–4

32

外

26–32



G1041...C-P

2–4

33

精密内冷

26–32



G1042

2–6

60

外

26–32



G1011-P



G1041



G1041-P



G1041-C



G1041-C-P



G1042

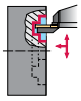

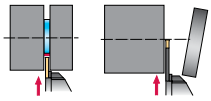



GX..



SX..

NEW



MSS...E...A

0,6–8

21

外

L016–L032



G1111

3–6

25

外

25

1,000



G1111...-P

5

33

精密内冷

25

108



G2012

1,5–3

33

外

20–25

0,750–1,000



G2012...-P

2–6

40

内

12–25

0,500–1,000



G2042...R/L

1,5–4

33

外

26–32



MSS-E



G1111



G1111-P



G2012



G2012-P



G2042-R-L

方刀杆 / 切断刀板

加工	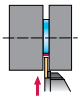		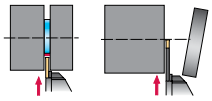		
型号		SX..			
					
订货号	G2042...R/L...-P	G2042...R/L...C	G2042...R/L...C-P	G2042...N...-P	
刀片宽度 s [mm]	2–4	4	2–4	3–10	
切槽深度 T_{max} [mm]	33	33	33	100	
冷却方式	精密内冷	外	精密内冷	精密内冷	
刀柄尺寸 h [mm]	26–32	32	26–32	26–52	
刀柄尺寸 h [inch]					
目录中的页面					
二维码					
www.walter-tools.com/woc/	G2042-R-L-P	G2042-R-L-C	G2042-R-L-C-P	G2042-N-P	

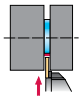

	SX..	UX..				
						
	G2632-E...R/L...-SX	G2016...-P	MSS-...90	MSS-	G2661...-P	SBN
	2–8	12–19				
	45	41				
	外	精密内冷			内	外
		25–32	20–32	16–32	16–40	20–40
			0,750–1,250	0,625–1,250	0,750–1,500	0,750–1,250
	G2632	G2016-P		MSS	G2661-P	SBN

内孔槽刀杆

加工

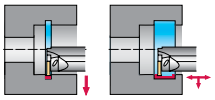

型号	MX..	DX..	GX..	
	NEW			
				
订货号	G3221...-P	G4221...-P	I12	G1221...-P
刀片宽度 s [mm]	0,5–3,25	2–4	2–2,75	2–6
切槽深度 T_{max} [mm]	4	10	3	12
冷却方式	精密内冷	精密内冷	外	精密内冷
刀柄尺寸 h [mm]	31,25	25–32	16	16–40
刀柄尺寸 h [inch]		0,039		0,039
目录中的页面	111			
二维码				
www.walter-tools.com/woc/	G3221-P	G4221-P	I12	G1221-P

	GX..	
		
	MSS...I...	MSS...I...1.5
	0,6–6	
	19	
	外	
	L016–R040	20–40
		0,039–0,079

MSS-I

Walter Capto™ 切槽和切断刀杆

加工

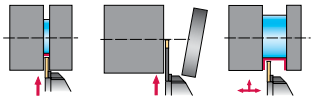

型号	MX..	DX..	GX..		
					
订货号	G3011-C...-P	G4011-C...-P	G1011-C...-P	MSS...E...C	
刀片宽度 s [mm]	0,5–5,65	2	3–5	4–6	
切槽深度 T_{max} [mm]	6	17	21	25	
冷却方式	精密内冷	精密内冷	精密内冷	外	
刀柄尺寸 h [mm]	C3–C6	C3–C4	C3–C6	L025	
刀柄尺寸 h [inch]					
目录中的页面					
二维码					
www.walter-tools.com/woc/	G3011-C-P	G4011-C-P	G1011-C-P		

	GX..	SX..		
				
	MSS...E...A	G2632-E...R/L...-SX	null	C...-MSS
	0,6–8	2–8		
	21	45		
	外	外		
	L016–L032		C4–C6	C3–C6
	MSS-E	G2632		C-MSS

QuadFit 可换式刀头 – 内孔切槽

加工	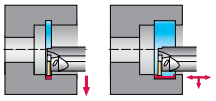
型号	 DX..
	
订货号	G4221-Q...-P
刀片宽度 s [mm]	3–4
切槽深度 T_{max} [mm]	21
冷却方式	精密内冷
刀柄尺寸 h [mm]	Q32–Q50
刀柄尺寸 h [inch]	
目录中的页面	
二维码	
www.walter-tools.com/woc/	G4221-Q-P

带柄式刀具 – 轴向切槽

G1111...-P mm

Walter Cut



– 精密内冷
– 螺钉夹紧

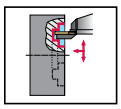



刀具

	牌号	s mm	T_{max} mm	D_{min} mm	D_{max} mm	$h = h_1$ mm	b mm	f_1 mm	l_1 mm	l_4 mm	s_1 mm	型号
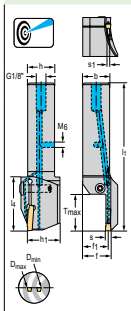 方形刀杆	★ G1111.2525R-5T33060GX24P	5.00	33	60	95	25	25	23,7	145	50	4,2	GX24-3E5 .. GX24-3F5 ..
	★ G1111.2525R-5T33085GX24P		33	85	130	25	25	23,7	145	50	4,2	
	★ G1111.2525R-5T33120GX24P		33	120	180	25	25	23,7	145	50	4,2	
	★ G1111.2525R-5T33175GX24P		33	175	500	25	25	23,7	145	50	4,2	
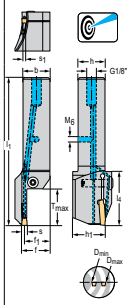 方形刀杆	★ G1111.2525L-5T33060GX24P	5.00	33	60	95	25	25	23,7	145	50	4,2	GX24-3E5 .. GX24-3F5 ..
	★ G1111.2525L-5T33085GX24P		33	85	130	25	25	23,7	145	50	4,2	
	★ G1111.2525L-5T33120GX24P		33	120	180	25	25	23,7	145	50	4,2	
	★ G1111.2525L-5T33175GX24P		33	175	500	25	25	23,7	145	50	4,2	

$f = f_1 + s/2$
建议的最大冷却液压力为 150 bar (2175 psi)
刀体和备件包括在供货范围内

Assembly parts

	s [mm]	5
	切槽和切断刀片锁紧螺钉 紧固力矩	FS2118 (T20IP) 5 Nm
	螺纹销 G 1/8	FS2258 (SW 2)
	螺纹销 M6	FS2288 (SW 3)
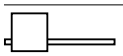	旗形扳手	FS1464 (T20IP)

方刀杆 - 径向切槽

G3011 mm

Walter Cut



– 螺钉夹紧

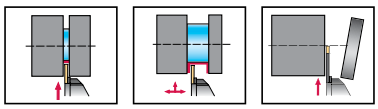

MX

刀具

牌号	s mm	T_{max} mm	$h = h_1$ mm	b mm	f_1 mm	l_1 mm	h_4 mm	l_4 mm	型号
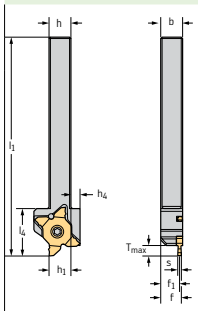 方形刀杆									
G3011-1010R-MX22-2	0,5–3,25	6	10	10	8,3	120	7	28	MX-22-2E ..
G3011-1212R-MX22-2		6	12	12	10,3	120	5	26	
★ G3011-1616R-MX22-2		6	16	16	14,2	120	4	26	
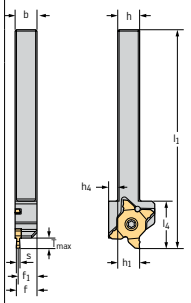 方形刀杆									
G3011-1010L-MX22-2	0,5–3,25	6	10	10	8,3	120	7	28	MX-22-2E ..
G3011-1212L-MX22-2		6	12	12	10,3	120	5	26	
★ G3011-1616L-MX22-2		6	16	16	14,2	120	4	26	

$f = f_1 + s/2$
最大切槽深度 T_{max} – 参见切削刀片
刀体和备件包括在供货范围内

Assembly parts

	s [mm]	0.5–3.25
	切槽和切断刀片锁紧螺钉 紧固力矩	FS2570 (T20IP) 5 Nm
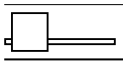	旗形扳手	FS2572 (T10IP)

方刀杆 - 径向切槽

G3011 mm

Walter Cut



– 螺钉夹紧

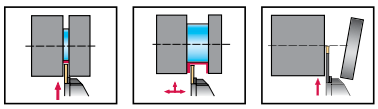

MX

刀具

	牌号	s mm	T_{max} mm	h = h_1 mm	b mm	f_1 mm	l_1 mm	l_4 mm	型号
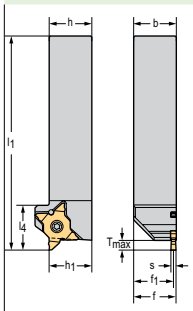 方形刀杆	★ G3011-2020R-MX22-2	0,5–3,25	6	20	20	18,3	125	26	MX-22-2E ..
	★ G3011-2525R-MX22-2		6	25	25	23,3	125	26	
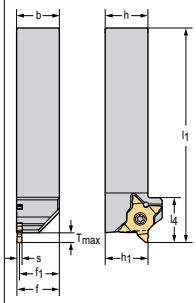 方形刀杆	★ G3011-2020L-MX22-2	0,5–3,25	6	20	20	18,3	125	26	MX-22-2E ..
	★ G3011-2525L-MX22-2		6	25	25	23,3	125	26	

$f = f_1 + s/2$
最大切槽深度 T_{max} – 参见切削刀片
刀体和备件包括在供货范围内

Assembly parts

	s [mm]	0.5–3.25
	切槽和切断刀片锁紧螺钉 紧固力矩	FS2570 (T20IP) 5 Nm
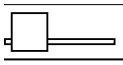	旗形扳手	FS2572 (T10IP)

镗刀杆 – 内孔切槽

G3221...-P mm

Walter Cut



– 螺钉夹紧
– 精密内冷

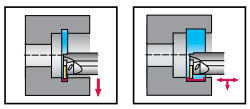

MX

刀具

	牌号	s mm	T_{max} mm	D_{min} mm	d_1 mm	f mm	l_4 mm	l_{21} mm	l_1 mm	型号
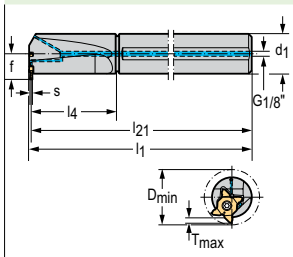 圆柱削平柄	★ G3221-32SR-MX22-2-P	0,5–3,25	4	80	32	30	72	248,3	250	MX-22-2E ..
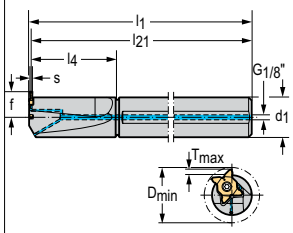 圆柱削平柄	★ G3221-32SL-MX22-2-P	0,5–3,25	4	80	32	30	72	248,3	250	MX-22-2E ..

带 G1/8" 螺纹的冷却液输送管连接套件 – 参见备件和附件
建议的最大冷却液压力为 80 bar (1160 psi)
刀体和备件包括在供货范围内

Assembly parts

	s [mm]	0.5–3.25
	切槽和切断刀片锁紧螺钉 紧固力矩	FS2571 (T20IP) 5 Nm
	螺纹销	M03X003 ISO 4026 (SW 1,5)
	O 形圈	O-RING 27X2
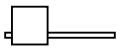	旗形扳手	FS2572 (T10IP)

Accessories

	s [mm]	0.5–3.25
	扭矩螺丝刀，模拟型	FS2003
	可换扳手头	FS2015 (T20IP)



B – 孔加工

B1: 钻孔		面
整体硬质合金孔加工刀具	产品一览	
	整体硬质合金钻头 – 带内冷	114
	整体硬质合金钻头 – 不带内冷	124
高速钢孔加工刀具	高速钢孔加工刀具	128
整体硬质合金和高速钢数控定心钻头	整体硬质合金和高速钢数控定心钻头	134
整体硬质合金和高速中心钻	整体硬质合金和高速中心钻	136
整体硬质合金孔加工刀具	符号说明	140
	订购页	
	整体硬质合金钻头 – 带内冷	142
钻孔用可转位刀片	符号说明	147
	可转位刀片	148
带可转位刀片的钻头、粗镗刀具	产品一览	
	可转位刀片钻头	160
	订购页	
	带可转位刀片的钻头	166

B1

整 体硬质合金钻头 – 带内冷

	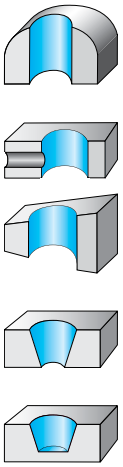	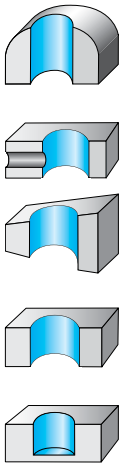		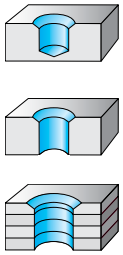	
钻深	2 x D_C	2 x D_C	2 x D_C	3 x D_C	
		NEW			
					
订货号	K5191TFT X·treme Pilot 180 C	DC118 Supreme	A6181TFT XD Pilot	A6181AML X·treme Pilot 150	DC260 Advance X·treme Evo
更多服务					R
标准	Walter	Walter	Walter	Walter	Walter
涂层 / 刀具材质	TFT	WJ30ET	TFT	AML	WJ30ET
刀柄	DIN 6535 HA	DIN 6535 HA	DIN 6535 HA	DIN 6535 HA	DIN 6535 HA
直径范围 [mm]	4–7	3–20	3–16	2–2,95	3,3–14
P 钢	●●	●●	●●	●●	●●
M 不锈钢	●●	●●	●●	●●	●
K 铸铁	●●	●●	●●	●●	●●
N 有色金属	●●	●●	●●	●●	●●
S 难切削材料	●●	●●	●●	●●	●●
H 硬材料	●	●	●	●	●
O 其他	●	●	●	●	●
目录中的页面		142			
二维码					
www.walter-tools.com/woc/	K5191TFT	DC118	A6181TFT	A6181AML	DC260

	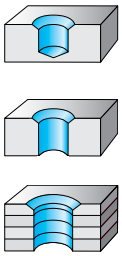		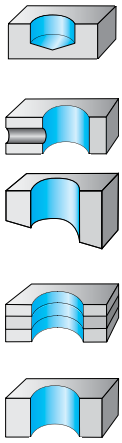				
	3 x D_C	3 x D_C	3 x D_C	3 x D_C			
							
	DC260 Advance X·treme Evo	DC175 Supreme	DC170 Supreme	DC160 Advance X·treme Evo	DC160 Advance X·treme Evo	DC150 Perform	DC150 Perform
	R	R	R	R	R	R	R
	Walter	DIN 6537 K	DIN 6537 K	DIN 6537 K	DIN 6537 K	DIN 6537 K	DIN 6537 K
	WJ30ET	WJ30RZ	WJ30EJ	WJ30ET	WJ30ET	WJ30RE	WJ30RE
	DIN 6535 HE	DIN 6535 HA	DIN 6535 HA	DIN 6535 HA	DIN 6535 HE	DIN 6535 HA	DIN 6535 HE，旋转 180°DIN 6535 HB
	3,3–14	3–20	3–20	3–20	3–20	3–20	3–20
	●●	●	●●	●●	●●	●●	●●
	●	●●		●	●	●	●
	●●		●●	●●	●●	●●	●●
	●●	●		●●	●●	●●	●●
	●●	●●		●●	●●	●●	●●
	●		●	●	●	●	●
	●	●		●	●	●	●
	DC260	DC175	DC170-03-A1	DC160	DC160	DC150	DC150

B1

整 体硬质合金钻头 – 带内冷

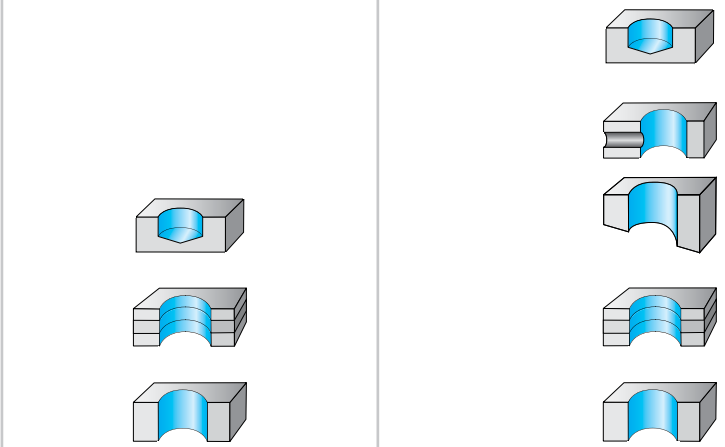

钻深	3 x D_C	5 x D_C	5 x D_C		
			NEW		
					
订货号	A3289DPL X·treme Plus	DC175 Supreme	DC170 Supreme	DC165 Advance	DC160 Advance X·treme Evo
更多服务	R	R	R	R	R
标准	DIN 6537 K	Walter	DIN 6537 L	Walter	DIN 6537 L
涂层 / 刀具材质	DPL	WJ30RZ	WJ30EJ	WJ30UU	WJ30ET
刀柄	DIN 6535 HA	DIN 6535 HA	DIN 6535 HA	DIN 6535 HA	DIN 6535 HA
直径范围 [mm]	3–20	3–20	3–20	4–16	3–25
P 钢	●●	●	●●		●●
M 不锈钢	●●	●●			●
K 铸铁	●●		●●	●●	●●
N 有色金属	●●	●		●●	●●
S 难切削材料	●●	●●			●●
H 硬材料	●●		●		●
O 其他	●	●			●
目录中的页面				144	
二维码					
www.walter-tools.com/woc/	A3289DPL	DC175	DC170	DC165	DC160

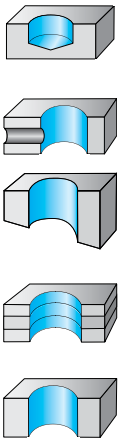



	5 x D_C	5 x D_C					8 x D_C
							
	DC160 Advance X·treme Evo	DC150 Perform	DC150 Perform	DB133 Supreme	A3389DPL X·treme Plus	A3389AML X·treme M	DC175 Supreme
	R	R	R		R	R	R
	DIN 6537 L	DIN 6537 L	DIN 6537 L	Walter	DIN 6537 L	Walter	Walter
	WJ30ET	WJ30RE	WJ30RE	WJ30EL	DPL	AML	WJ30RY
	DIN 6535 HE	DIN 6535 HA	DIN 6535 HE，旋转 180° DIN 6535 HB	DIN 6535 HA	DIN 6535 HA	DIN 6535 HA	DIN 6535 HA
	3–25	3–20	3–20	0,7–1,98	3–20	2–2,95	3–16
	●●	●●	●●	●●	●●	●●	●
	●	●	●	●●	●●	●●	●●
	●●	●●	●●	●●	●●	●●	
	●●	●●	●●	●●	●●	●●	●
	●●	●●	●●	●	●●	●●	●●
	●	●	●	●	●●	●	
	●	●	●	●	●	●	●
	DC160	DC150	DC150	DB133	A3389DPL	A3389AML	DC175

B1

整 体硬质合金钻头 – 带内冷

	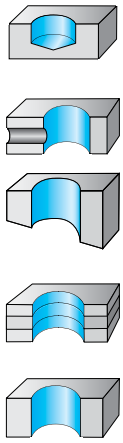			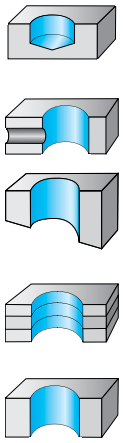	
钻深	8 x D_C		8 x D_C	8 x D_C	
					
订货号	DC170 Supreme	DC160 Advance X·treme Evo	DC150 Perform	DB133 Supreme	A6489DPP X·treme D8
更多服务	R	R	R		R
标准	Walter	Walter	Walter	Walter	Walter
涂层 / 刀具材质	WJ30EJ	WJ30ET	WJ30TA	WJ30ER	DPP
刀柄	DIN 6535 HA	DIN 6535 HA	DIN 6535 HA	DIN 6535 HA	DIN 6535 HA
直径范围 [mm]	3–20	3–20	3–20	0,7–1,98	3–20
P 钢	●●	●●	●●	●●	●●
M 不锈钢		●	●	●●	●●
K 铸铁	●●	●●	●●	●●	●●
N 有色金属		●●	●●	●●	●●
S 难切削材料		●●	●●	●	●●
H 硬材料	●	●	●	●	●●
O 其他		●	●	●	●
目录中的页面					
二维码					
www.walter-tools.com/woc/	DC170	DC160	DC150	DB133	A6489DPP

			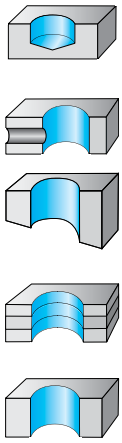				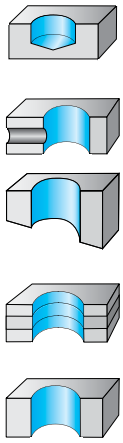
	8 x D_C		12 x D_C			12 x D_C	12 x D_C
							
	A6489AMP X·treme DM8	A3486TIP Alpha® 44	DC170 Supreme	DC160 Advance X·treme Evo	DC150 Perform	DB133 Supreme	A6589DPP X·treme D12
	R	R	R	R	R		R
	Walter	Walter	Walter	Walter	Walter	Walter	Walter
	AMP	TIP	WJ30EJ	WJ30EU	WJ30TA	WJ30ER	DPP
	DIN 6535 HA	DIN 6535 HA	DIN 6535 HA	DIN 6535 HA	DIN 6535 HA	DIN 6535 HA	DIN 6535 HA
	2–2,95	5–9	3–20	3–20	3–20	0,7–1,98	3–20
	●●	●●	●●	●●	●●	●●	●●
	●●	●		●	●	●●	●●
	●●	●	●●	●●	●●	●●	●●
	●●	●●		●●	●●	●●	●●
	●●	●		●●	●●	●	●●
	●		●	●	●●	●	●●
	●	●		●	●	●	●
	A6489AMP	A3486TIP	DC170	DC160	DC150	DB133	A6589DPP

整 体硬质合金钻头 – 带内冷

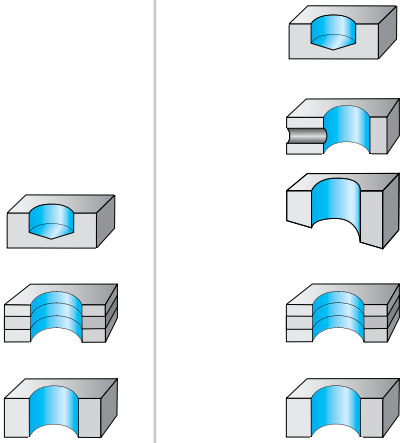

钻深	12 x D_C	16 x D_C		16 x D_C	20 x D_C



订货号	A6589AMP X-treme DM12	DC170 Supreme	DC160 Advance X-treme Evo	A6689AMP X-treme DM16	DC170 Supreme
更多服务	R	R	R	R	R
标准	Walter	Walter	Walter	Walter	Walter
涂层 / 刀具材质	AMP	WJ30EJ	WJ30EU	AMP	WJ30EJ
刀柄	DIN 6535 HA	DIN 6535 HA	DIN 6535 HA	DIN 6535 HA	DIN 6535 HA
直径范围 [mm]	2–2,9	3–16	3–16	2–2,9	3–16
P 钢	●●	●●	●●	●●	●●
M 不锈钢	●●		●	●●	
K 铸铁	●●	●●	●●	●●	●●
N 有色金属	●●		●●	●●	
S 难切削材料	●●		●●	●●	
H 硬材料	●	●	●	●	●
O 其他	●		●	●	
目录中的页面					
二维码					
www.walter-tools.com/woc/	A6589AMP	DC170	DC160	A6689AMP	DC170

	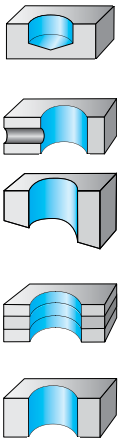		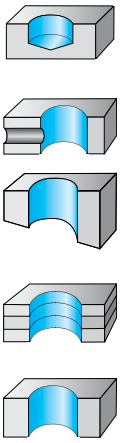		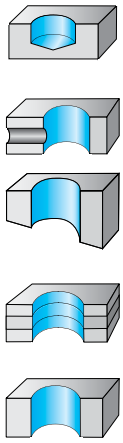		
	20 x D_C	20 x D_C	25 x D_C	25 x D_C	30 x D_C		
							
	DC160 Advance X·treme Evo	A6794TFP X·treme DH20	A6789AMP X·treme DM20	DC170 Supreme	DC160 Advance X·treme Evo	A6889AMP X·treme DM25	DC170 Supreme
	R	R	R	R	R	R	R
	Walter	Walter	Walter	Walter	Walter	Walter	Walter
	WJ30EU	TFP	AMP	WJ30EJ	WJ30EU	AMP	WJ30EJ
	DIN 6535 HA	DIN 6535 HA	DIN 6535 HA	DIN 6535 HA	DIN 6535 HA	DIN 6535 HA	DIN 6535 HA
	3–16	3–10	2–2,9	3–12	3–12	2–2,9	3–12
	●●	●●	●●	●●	●●	●●	●●
	●	●	●●		●	●●	
	●●	●	●●	●●	●●	●●	●●
	●●	●	●●		●●	●●	
	●●	●	●●		●●	●●	
	●	●	●	●	●	●	●
	●		●		●	●	
	DC160	A6794TFP	A6789AMP	DC170	DC160	A6889AMP	DC170

B1

整 体硬质合金钻头 – 带内冷

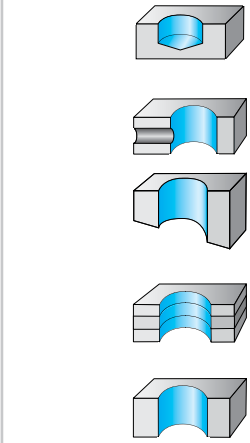

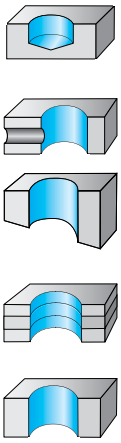

钻深	30 x D_C	30 x D_C	40 x D_C	50 x D_C



订货号	DC160 Advance X·treme Evo	A6994TFP X·treme DH30	A6989AMP X·treme DM30	A7495TTP X·treme D40	A7595TTP X·treme D50
更多服务	R	R	R	R	R
标准	Walter	Walter	Walter	Walter	Walter
涂层 / 刀具材质	WJ30EU	TFP	AMP	TTP	TTP
刀柄	DIN 6535 HA	DIN 6535 HA	DIN 6535 HA	DIN 6535 HA	DIN 6535 HA
直径范围 [mm]	3–12	3–10	2–2,9	3–11	3–9
P 钢	●●	●●	●●	●●	●●
M 不锈钢	●	●	●●	●	●
K 铸铁	●●	●	●●	●●	●●
N 有色金属	●●	●	●●	●●	●●
S 难切削材料	●●	●	●●		
H 硬材料	●	●	●		
O 其他	●		●		
目录中的页面					
二维码					
www.walter-tools.com/woc/	DC160	A6994TFP	A6989AMP	A7495TTP	A7595TTP

B1

整体硬 质合金钻头 – 不带内冷

		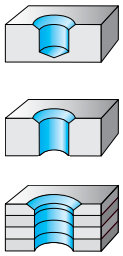		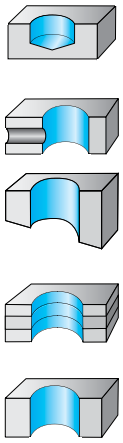	
Bohrtiefe	**2 x D_C**	**3 x D_C**		**3 x D_C**	
					
Bezeichnung	DB131 Supreme	DC260 Advance X·treme Evo	DC260 Advance X·treme Evo	DC160 Advance X·treme Evo	DC160 Advance X·treme Evo
Weitere Service		R	R	R	R
Norm	Walter	Walter	Walter	DIN 6537 K	DIN 6537 K
Beschichtung / Sorte	WJ30EL	WJ30ET	WJ30ET	WJ30ET	WJ30ET
Schaft	DIN 6535 HA	DIN 6535 HA	DIN 6535 HE	DIN 6535 HA	DIN 6535 HE
Ø-Bereich [mm]	0,5–1,98	3,3–14	3,3–14,5	3–20	3–20
P Stahl	●●	●●	●●	●●	●●
M Nichtrostender Stahl	●●				
K Gusseisen	●●	●●	●●	●●	●●
N NE-Metalle	●●	●	●	●	●
S Schwer zerspanbare Werkstoffe	●	●	●	●	●
H Harte Werkstoffe	●	●	●	●	●
O Andere	●	●	●	●	●
Seite im Katalog					
QR-Code					
www.walter-tools.com/woc/	DB131	DC260	DC260	DC160	DC160

			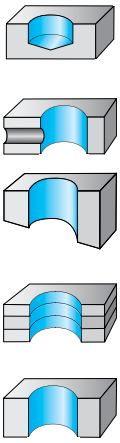			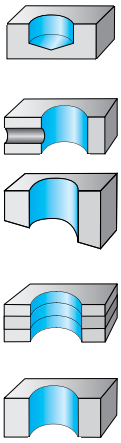	
	3 x D_C		3 x D_C		3 x D_C	5 x D_C	
							
	DC150 Perform	DC150 Perform	DC150 Perform	A1166TIN	A1166	A1163	DC160 Advance X·treme Evo
	R	R		R	R	R	R
	DIN 6537 K	DIN 6537 K	DIN 6539	Walter	Walter	DIN 6539	DIN 6537 L
	WJ30RE	WJ30RE	WJ30RE	TIN	uncoated	uncoated	WJ30ET
	DIN 6535 HA	DIN 6535 HE，旋转 180° DIN 6535 HB	圆柱柄	圆柱柄	圆柱柄	圆柱柄	DIN 6535 HA
	3–20	3–20	1,5–2,9	3–14	3–18	1–12	3–25
	●●	●●	●●	●	●		●●
	●	●	●				
	●●	●●	●●			●	●●
	●	●	●		●	●●	●
	●	●	●		●	●	●
	●	●	●	●	●		●
	●	●	●			●●	●
	DC150	DC150	DC150	A1166TIN	A1166	A1163	DC160

B1

整体硬 质合金钻头 – 不带内冷

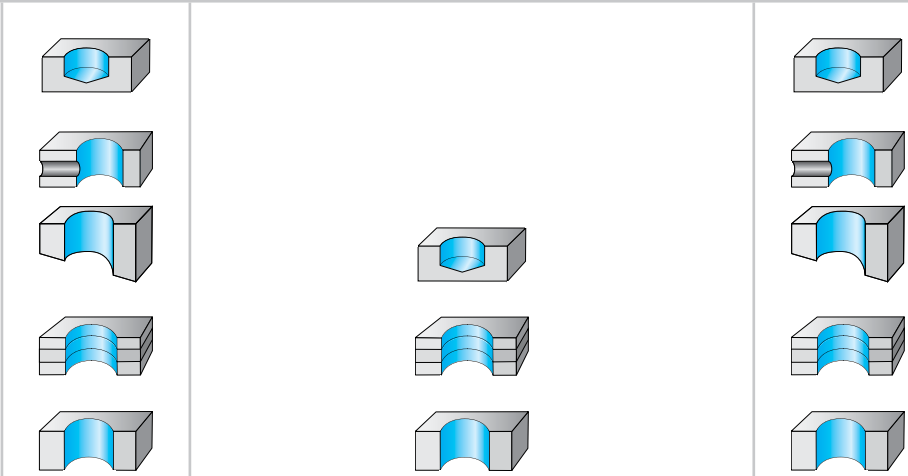

Bohrtiefe	5 x D_C	5 x D_C			5 x D_C



Bezeichnung	DC160 Advance X·treme Evo	DC150 Perform	DB133 Supreme	DB130 Supreme	A3367 BSX
Weitere Service	R	R	R		R
Norm	DIN 6537 L	DIN 6537 L	Walter	DIN 1899	DIN 6537 L
Beschichtung / Sorte	WJ30ET	WJ30TA	WJ30EL	WJ30UU	uncoated
Schaft	DIN 6535 HE	DIN 6535 HA	DIN 6535 HA	圆柱柄	DIN 6535 HA
Ø-Bereich [mm]	3–25	3–20	0,5–2,95	0,1–1,45	3–16
P Stahl	●●	●●	●●	●●	
M Nichtrostender Stahl		●		●●	
K Gusseisen	●●	●●	●●	●●	●●
N NE-Metalle	●	●	●●	●●	●●
S Schwer zerspanbare Werkstoffe	●	●	●	●●	●
H Harte Werkstoffe	●	●	●		
O Andere	●	●	●	●●	●
Seite im Katalog					
QR-Code					
www.walter-tools.com/woc/	DC160	DC150	DB133	DB130	A3367



	8 x D_C		
			
	DB133 Supreme	A1276TFL Alpha® 22	A1263
	R	R	R
	Walter	DIN 338	DIN 338
	WJ30ER	TFL	uncoated
	DIN 6535 HA	圆柱柄	圆柱柄
	0,5–2,95	3–10,2	0,6–12
	●●	●●	
	●●	●●	●
	●●	●●	●●
	●	●	●
	●		
	●		●●
	DB133	A1276TFL	A1263

高速钢钻头



钻深	3 x D_C			5 x D_C		
						
订货号	A1154TFT VA Inox	A1149XPL UFL®	A1148 UFL®	A3153	A3143	
更多服务	R	R	R			
标准	DIN 1897	DIN 1897	DIN 1897	DIN 1899	DIN 1899	
涂层 / 刀具材质	TFT	XPL	uncoated	uncoated	uncoated	
刀柄	圆柱柄	圆柱柄	圆柱柄	圆柱柄	圆柱柄	
直径范围 [mm]	2–16	1–20	1–20	0,15–1,4	0,05–1,45	
P 钢	●	●●	●●	●●	●●	
M 不锈钢	●●	●●	●●	●	●	
K 铸铁		●●	●●	●●	●●	
N 有色金属	●●	●●	●●	●●	●●	
S 难切削材料	●	●	●●	●●	●●	
H 硬材料						
O 其他	●	●	●	●	●	
目录中的页面						
二维码						
www.walter-tools.com/woc/	A1154TFT	A1149XPL	A1148	A3153	A3143	



8 x D_C



	DA110 Perform	A4247 Alpha® XE	A4244 VA	A1254TFT VA Inox	A1249XPL UFL®	A1247 Alpha® XE	A1244 VA
				R	R		
	DIN 338	DIN 345	DIN 345	DIN 338	DIN 338	DIN 338	DIN 338
	WZ90AJ	uncoated	uncoated	TFT	XPL	uncoated	uncoated
	圆柱柄	莫氏锥度	莫氏锥度	圆柱柄	圆柱柄	圆柱柄	圆柱柄
	1–16	10–40	10–32	3–16	1–20	1–16	0,3–15
	●●	●●	●	●	●●	●●	●
	●	●●	●●	●●	●●	●●	●●
	●●	●●			●●	●●	
	●	●●	●	●●	●●	●●	●
		●●	●●	●	●	●●	●●
	●	●		●	●	●	
	DA110	A4247	A4244	A1254TFT	A1249XPL	A1247	A1244

B1

高速钢钻头



钻深	8 x D_C			12 x D_C	



订货号	A1222 UFL®	A1211TIN	A1211	A4422 UFL®	A1549TFP UFL®
更多服务	R			R	R
标准	DIN 338	DIN 338	DIN 338	DIN 341	DIN 340
涂层 / 刀具材质	uncoated	TIN	uncoated	uncoated	TFP
刀柄	圆柱柄	圆柱柄	圆柱柄	莫氏锥度	圆柱柄
直径范围 [mm]	1–16	0,5–16	0,2–22	10–31	1–12
P 钢	●●	●●	●●	●●	●●
M 不锈钢	●	●	●	●	●●
K 铸铁	●●	●●	●●	●●	●●
N 有色金属	●●	●	●	●●	●●
S 难切削材料	●	●	●	●	●
H 硬材料					
O 其他	●	●	●	●	●
目录中的页面					
二维码					
www.walter-tools.com/woc/	A1222	A1211TIN	A1211	A4422	A1549TFP



	12 x D_C				16 x D_C		
							
	A1547 Alpha® XE	A1544 VA	A1522 UFL®	A1511	A4622 UFL®	A4611	A1622 UFL®
			R		R		R
	DIN 340	DIN 340	DIN 340	DIN 340	DIN 1870 I	DIN 1870 I	DIN 1869 I
	uncoated	uncoated	uncoated	uncoated	uncoated	uncoated	uncoated
	圆柱柄	圆柱柄	圆柱柄	圆柱柄	莫氏锥度	莫氏锥度	圆柱柄
	1–12,7	1–12	1–22,23	0,5–22	12–30	8–40	2–12,7
	●	●	●●	●	●●	●	●●
	●●	●●	●	●	●	●	●
	●●		●●	●	●●	●	●●
	●	●	●●	●	●●	●	●●
	●●	●●	●	●	●	●	●
	●		●	●	●	●	●
	A1547	A1544	A1522	A1511	A4622	A4611	A1622

高速钢钻头



钻深	22 x D_C	30 x D_C	60 x D_C	85 x D_C



订货号	A4722 UFL®	A1722 UFL®	A1822 UFL®	A1922S UFL®	A1922L UFL®
更多服务	R	R	R	R	R
标准	DIN 1870 II	DIN 1869 II	DIN 1869 III	Walter	Walter
涂层 / 刀具材质	uncoated	uncoated	uncoated	uncoated	uncoated
刀柄	莫氏锥度	圆柱柄	圆柱柄	圆柱柄	圆柱柄
直径范围 [mm]	8–40	3–12	3,5–12	6–14	8–12
P 钢	●●	●●	●●	●●	●●
M 不锈钢	●	●	●	●	●
K 铸铁	●●	●●	●●	●●	●●
N 有色金属	●●	●●	●●	●●	●●
S 难切削材料	●	●	●	●	●
H 硬材料					
O 其他	●	●	●	●	●
目录中的页面					
二维码					
www.walter-tools.com/woc/	A4722	A1722	A1822	A1922S	A1922L

B1

整体硬质合金和高速钢数控定心钻头

加工						
	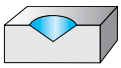	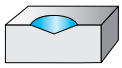		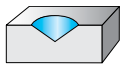		
标准	Walter	Walter	Walter	Walter	Walter	
埋头孔倒角	**90°**	120°		90°		
						
订货号	A1174	A1174C	A1115L	A1115	A1115S	
更多服务	R	R				
涂层 / 刀具材质	uncoated	uncoated	uncoated	uncoated	uncoated	
刀柄	圆柱柄	圆柱柄	圆柱柄	圆柱柄	圆柱柄	
直径范围 [mm]	3–20	3–20	4–25,4	4–20	2–25,4	
P 钢			●●	●●	●●	
M 不锈钢			●	●	●	
K 铸铁	●	●	●●	●●	●●	
N 有色金属	●●	●●	●●	●●	●●	
S 难切削材料	●●	●●	●	●	●	
H 硬材料						
O 其他	●●	●●	●●	●●	●●	
目录中的页面						
二维码						
www.walter-tools.com/woc/	A1174	A1174C	A1115L	A1115	A1115S	

	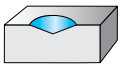		
	Walter	Walter	Walter
		120°	
			
	A1114L	A1114	A1114S
	uncoated	uncoated	uncoated
	圆柱柄	圆柱柄	圆柱柄
	4–12,7	4–20	2–25,4
	●●	●●	●●
	●	●	●
	●●	●●	●●
	●●	●●	●●
	●	●	●
	●●	●●	●●
			
	A1114L	A1114	A1114S

整体硬质合金和高速中心钻

加工						
形状	A	A	A	A	A	
						
订货号	K1911	K1811	K1411S	K1411M	K1411L	
标准	B.S. 328	ANSI B94.11	Walter	Walter	Walter	
刀具材料	HSS	HSS	HSS	HSS	HSS	
涂层 / 刀具材质	uncoated	uncoated	uncoated	uncoated	uncoated	
刀柄	圆柱柄	圆柱柄	圆柱柄	圆柱柄	圆柱柄	
直径范围 [mm]	1,19–7,94	0,64–7,94	0,75–5	0,75–4	2–4	
P 钢	●●	●●	●●	●●	●●	
M 不锈钢	●●	●●	●●	●●	●●	
K 铸铁	●●	●●	●●	●●	●●	
N 有色金属	●●	●●	●●	●●	●●	
S 难切削材料	●●	●●	●●	●●	●●	
H 硬材料						
O 其他	●●	●●	●●	●●	●●	
目录中的页面						
二维码						
www.walter-tools.com/woc/	K1911	K1811	K1411S	K1411M	K1411L	

	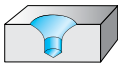	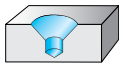					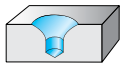
	R	A	B	A	A	A	R
							
	K1313	K1311	K1215	K1161XPL	K1161	K1131	K1114
	Walter	Walter	DIN 333-B	DIN 333-A	DIN 333-A	DIN 333-A	DIN 333-R
	HSS	HSS	HSS	Carbide	Carbide	HSS	HSS
	uncoated	uncoated	uncoated	XPL	uncoated	uncoated	uncoated
	圆柱柄	圆柱柄	圆柱柄	圆柱柄	圆柱柄	圆柱柄	圆柱削平柄
	1–4	0,63–6	1–10	0,5–6,3	0,5–6,3	0,5–6,3	1,6–5
	●●	●●	●●	●●	●●	●●	●●
	●●	●●	●●	●●	●●	●●	●●
	●●	●●	●●	●●	●●	●●	●●
	●●	●●	●●	●●	●●	●●	●●
	●●	●●	●●	●●	●●	●●	●●
				●●	●		
	●●	●●	●●	●●	●●	●●	●●
	K1313	K1311	K1215	K1161XPL	K1161	K1131	K1114

整体硬质合金和高速中心钻

加工			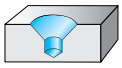		
形状	R	R	A	A	A
					
订货号	K1113TIN	K1113	K1112	K1111TIN	K1111
标准	DIN 333-R	DIN 333-R	DIN 333-A	DIN 333-A	DIN 333-A
刀具材料	HSS	HSS	HSS	HSS	HSS
涂层 / 刀具材质	TIN	uncoated	uncoated	TIN	uncoated
刀柄	圆柱柄	圆柱柄	圆柱削平柄	圆柱柄	圆柱柄
直径范围 [mm]	1–5	0,5–10	1,6–5	1–5	0,5–12,5
P 钢	●●	●●	●●	●●	●●
M 不锈钢	●●	●●	●●	●●	●●
K 铸铁	●●	●●	●●	●●	●●
N 有色金属	●●	●●	●●	●●	●●
S 难切削材料	●●	●●	●●	●●	●●
H 硬材料					
O 其他	●●	●●	●●	●●	●●
目录中的页面					
二维码					
www.walter-tools.com/woc/	K1113TIN	K1113	K1112	K1111TIN	K1111

瓦尔特-蒂泰克斯 (Walter Titex) 钻头符号说明

示例：

D	C	1	70	–	16	–	03.000	A	1	–	W	J	30	EJ
1	2	3	4	5	6		7	8	9		材质			

B1

1 刀具组

D Drilling (钻孔)

2 代次

3 刀具种类

1 圆柱柄钻头

2 阶梯钻

4 刀具类型

10 N 型 Perform (增强)
50 通用 Perform (增强)

30 Advance (超强) 微型钻头
60 通用 Advance (超强)
65 Advance (超强) ISO K、ISO N

18 Supreme (致强) 180° 钻尖角
31 Supreme (致强) 微型引导钻
33 Supreme (致强) 微型钻头
70 Supreme (致强) ISO P、ISO K
75 Supreme (致强) ISO M、ISO S

5 第一分隔符

– 公制

. 英制

6 钻深

02 ≈ $2 \times D_c$ 根据瓦尔特标准

03 ≈ $3 \times D_c$ 根据 DIN 6537 短

05 ≈ $5 \times D_c$ 根据 DIN 6537 长 或根据瓦尔特标准

08 ≈ $8 \times D_c$ 根据瓦尔特标准 根据 DIN 338

12 ≈ $12 \times D_c$ 根据瓦尔特标准

16 ≈ $16 \times D_c$ 根据瓦尔特标准

20 ≈ $20 \times D_c$ 根据瓦尔特标准

25 ≈ $25 \times D_c$ 根据瓦尔特标准

30 ≈ $30 \times D_c$ 根据瓦尔特标准

7 刀刃直径

8 刀柄类型

A DIN 6535 HA 圆柱柄

F DIN 6535 HE 圆柱柄

U 圆柱柄

D 圆柱柄 DIN 6535 HB/ DIN 6535 HE

9 冷却

0 外冷

1 轴向内冷

整体硬质合金和高速钢刀具材料的刀具材质符号说明

示例：

W	J	30	EJ
瓦尔特	1	2	3

1 基材

整体硬质合金	J
高速钢	Z

2 应用范围

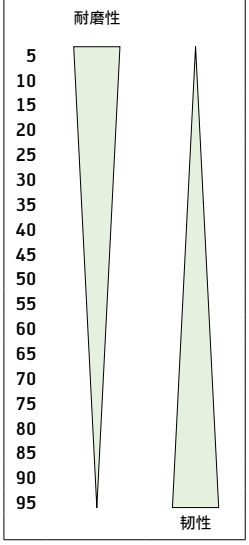

3 涂层

EJ	TiAlN (AlCrN)
RE	TiAlN
TA	TiAlN
EL	AlCrN
ER	AlCrN 刀具头涂层
UU	未涂层
ET	TiSiAlCrN/AlTiN
EU	TiSiAlCrN/AlTiN 刀具头涂层
AJ	TiN 刀具头涂层
RZ	TiAlSiN-(HiPIMS)
RY	TiAlSiN-(HiPIMS) 刀具头涂层

整体硬质合金麻花钻钻头 180°

DC118 Supreme



– 特殊直径公差适用于 XD 技术

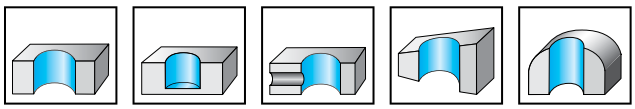

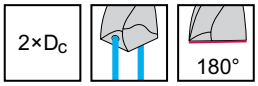

	P	M	K	N	S	H	O
WJ30ET	●●	●●	●●	●●	●●	●	●

B1

刀具	牌号	D_c p7 mm	D_c Inch/Nr	L_c mm	l_1 mm	l_2 mm	l_5 mm	d_1 mm	WJ30ET
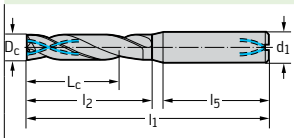 DIN 6535 HA	★ DC118-02-03.000A1-	3		7,8	62	12	42	6	●
	★ DC118-02-03.175A1-	3,175	1/8"	7,7	62	12	42	6	●
	★ DC118-02-03.300A1-	3,3		7,6	62	12	42	6	●
	★ DC118-02-03.500A1-	3,5		8,4	62	13	42	6	●
	★ DC118-02-03.572A1-	3,572	9/64"	8,3	62	13	42	6	●
	★ DC118-02-03.969A1-	3,969		8,9	66	14	42	6	●
	★ DC118-02-04.000A1-	4		8,9	66	14	42	6	●
	★ DC118-02-04.200A1-	4,2		10,7	66	16	42	6	●
	★ DC118-02-04.500A1-	4,5		10,4	66	16	42	6	●
	★ DC118-02-04.763A1-	4,763	3/16"	12,2	66	18	42	6	●
	★ DC118-02-04.800A1-	4,8		12,1	66	18	42	6	●
	★ DC118-02-05.000A1-	5		11,9	66	18	42	6	●
	★ DC118-02-05.500A1-	5,5		13,5	66	20	42	6	●
	★ DC118-02-05.556A1-	5,556	7/32"	14,4	66	21	42	6	●
	★ DC118-02-05.800A1-	5,8		14,2	66	21	42	6	●
	★ DC118-02-06.000A1-	6		14	66	21	42	6	●
	★ DC118-02-06.100A1-	6,1		15,9	79	23	47	8	●
	★ DC118-02-06.350A1-	6,35	1/4"	15,6	79	23	47	8	●
	★ DC118-02-06.500A1-	6,5		15,5	79	23	47	8	●
	★ DC118-02-06.800A1-	6,8		17,2	79	25	47	8	●
	★ DC118-02-07.000A1-	7		17	79	25	47	8	●
	★ DC118-02-07.144A1-	7,144	9/32"	19,9	79	28	47	8	●
	★ DC118-02-07.400A1-	7,4		19,6	79	28	47	8	●
	★ DC118-02-07.500A1-	7,5		19,5	79	28	47	8	●
	★ DC118-02-07.938A1-	7,938	5/16"	19,1	79	28	47	8	●
	★ DC118-02-08.000A1-	8		19	79	28	47	8	●
	★ DC118-02-08.300A1-	8,3		22,8	89	32	50	10	●
	★ DC118-02-08.500A1-	8,5		22,6	89	32	50	10	●
	★ DC118-02-08.731A1-	8,731	11/32"	22,3	89	32	50	10	●
	★ DC118-02-09.000A1-	9		22,1	89	32	50	10	●
	★ DC118-02-09.525A1-	9,525	3/8"	24,6	89	35	50	10	●
	★ DC118-02-09.800A1-	9,8		24,3	89	35	50	10	●
	★ DC118-02-10.000A1-	10		24,1	89	35	50	10	●
	★ DC118-02-10.200A1-	10,2		29	102	40	52	12	●
	★ DC118-02-10.319A1-	10,319	13/32"	28,8	102	40	52	12	●
	★ DC118-02-10.500A1-	10,5		28,7	102	40	52	12	●

刀具

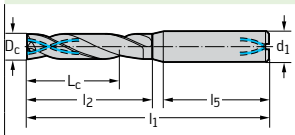

DIN 6535 HA

牌号	D_c p7 mm	D_c Inch/Nr	L_c mm	l_1 mm	l_2 mm	l_5 mm	d_1 mm	WJ30ET
★ DC118-02-11.000A1-	11		28,2	102	40	52	12	
★ DC118-02-11.113A1-	11,113	7/16"	31,1	102	43	52	12	
★ DC118-02-11.500A1-	11,5		30,8	102	43	52	12	
★ DC118-02-11.800A1-	11,8		30,5	102	43	52	12	
★ DC118-02-11.906A1-	11,906	15/32"	30,4	102	43	52	12	
★ DC118-02-12.000A1-	12		30,3	102	43	52	12	
★ DC118-02-12.500A1-	12,5		35,9	107	49	52	14	
★ DC118-02-12.700A1-	12,7	1/2"	35,7	107	49	52	14	
★ DC118-02-13.000A1-	13		35,5	107	49	52	14	
★ DC118-02-13.500A1-	13,5		35,1	107	49	52	14	
★ DC118-02-14.000A1-	14		34,7	107	49	52	14	
★ DC118-02-14.288A1-	14,288	9/16"	41,4	115	56	53	16	
★ DC118-02-14.500A1-	14,5		41,3	115	56	53	16	
★ DC118-02-15.000A1-	15		40,9	115	56	53	16	
★ DC118-02-16.000A1-	16		40,2	115	56	53	16	
★ DC118-02-17.000A1-	17		46,5	123	63	53	18	
★ DC118-02-17.500A1-	17,5		46,2	123	63	53	18	
★ DC118-02-18.000A1-	18		45,9	123	63	53	18	
★ DC118-02-19.000A1-	19		52,3	131	70	55	20	
★ DC118-02-20.000A1-	20		51,9	131	70	55	20	

带内冷孔的整体硬质合金钻头，geradege。
DC165 Advance



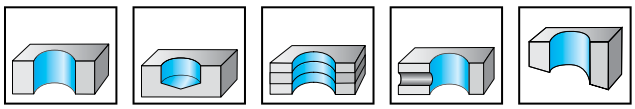

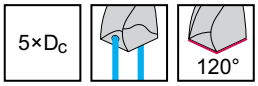

	P	M	K	N	S	H	O
WJ30UU			●●	●●			

刀具	牌号	D_c k6 mm	L_c mm	l_1 mm	l_2 mm	l_5 mm	d_1 mm	WJ30UU
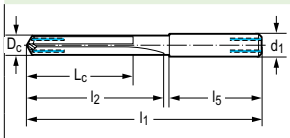 DIN 6535 HA	★ DC165-05-04.000A1-	4	16	74	31	36	6	
	★ DC165-05-05.000A1-	5	22	82	40	36	6	
	★ DC165-05-06.000A1-	6	22	82	40	36	6	
	★ DC165-05-08.000A1-	8	29	91	49	36	8	
	★ DC165-05-08.500A1-	8,5	37	103	57	40	10	
	★ DC165-05-10.000A1-	10	37	103	57	40	10	
	★ DC165-05-10.200A1-	10,2	43	118	67	45	12	
	★ DC165-05-11.000A1-	11	43	118	67	45	12	
	★ DC165-05-12.000A1-	12	43	118	67	45	12	
	★ DC165-05-14.000A1-	14	45	124	73	45	14	
	★ DC165-05-15.000A1-	15	55	133	79	48	16	
	★ DC165-05-16.000A1-	16	55	133	79	48	16	

钻孔用正方形可转位刀片符号说明

P484	0	C	–	2	R	–	E77
1	2	3		4	5		6

1 瓦尔特可转位刀片订货号

P284	用于 D3120
P484	用于 D4120、D4170 和 B421。

2 设计

0	周边磨削
1	周围烧结

3 位置

C	中心刀片
P	周边刀片
S	中心刀片和周边刀片相同

4 刀片尺寸

P284

1	D_c = 16.00–20.00
2	D_c = 21.00–25.00
3	D_c = 26.00–30.00
4	D_c = 31.00–36.00
5	D_c = 37.00–42.00
6	D_c = 43.00–50.00
7	D_c = 50.50–58.00

P484

1	D_c = 13.50–16.00
2	D_c = 16.50–20.00
3	D_c = 20.50–24.00
4	D_c = 24.50–29.00
5	D_c = 29.50–35.00
6	D_c = 36.00–42.00
7	D_c = 43.00–50.00
8	D_c = 51.00–59.00

5 切削方向

R	右手刀片
N	中置型刀片

6 瓦尔特槽型

A57	稳定型
E57	通用型
E67	正型
E77	锋利型

钻孔用可换头刀片符号说明

P600	6	–	D 37.99	R	WPP25
1	2		3	4	5

1 瓦尔特可换头刀片订货号

P600x	用于	D4140 / D4240 / B401 . .

2 瓦尔特槽型

1	用于 ISO P 组材料
3	用于 ISO M、ISO S
4	用于 ISO N 组材料
5	用于 ISO K 组材料
6	用于 ISO P 组材料

3 刀片直径

D	单位：mm

4 切削方向

R	右手刀片

5 涂层

可换刀片
P6005 / P6006

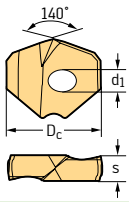

钻尖

	牌号	切削刃数量	D_c mm	钻尖尺寸	d_1 mm	s mm	P HC WPP25	K HC WKK45C
	P6005-D12,00R	1	12	A	3	3,6		●
	P6005-D12,10R	1	12,1	A	3	3,6		●
	P6005-D12,20R	1	12,2	A	3	3,6		●
	P6005-D12,30R	1	12,3	A	3	3,6		●
	P6005-D12,40R	1	12,4	A	3	3,6		●
	P6005-D12,50R	1	12,5	A	3	3,6		●
	P6005-D12,60R	1	12,6	A	3	3,6		●
	P6005-D12,70R	1	12,7	A	3	3,6		●
	P6005-D12,80R	1	12,8	A	3	3,6		●
	P6005-D12,90R	1	12,9	A	3	3,6		●
	P6005-D12,95R	1	12,95	A	3	3,6		●
	P6005-D13,00R	1	13	A	3	3,6		●
	P6005-D13,10R	1	13,1	A	3	3,6		●
	P6005-D13,11R	1	13,11	A	3	3,6		●
	P6005-D13,20R	1	13,2	A	3	3,6		●
	P6005-D13,25R	1	13,25	A	3	3,6		●
	P6005-D13,30R	1	13,3	A	3	3,6		●
	P6005-D13,40R	1	13,4	A	3	3,6		●
	P6005-D13,49R	1	13,49	A	3	3,6		●
	P6005-D13,50R	1	13,5	A	3	3,6		●
	P6005-D13,60R	1	13,6	A	3	3,6		●
	P6005-D13,70R	1	13,7	A	3	3,6		●
	P6005-D13,80R	1	13,8	A	3	3,6		●
	P6005-D13,89R	1	13,89	A	3	3,6		●
	P6005-D13,90R	1	13,9	A	3	3,6		●
	P6005-D14,00R	1	14	B	3	4		●
	P6005-D14,10R	1	14,1	B	3	4		●
	P6005-D14,20R	1	14,2	B	3	4		●
	P6005-D14,29R	1	14,29	B	3	4		●
	P6005-D14,30R	1	14,3	B	3	4		●
	P6005-D14,40R	1	14,4	B	3	4		●
	P6005-D14,50R	1	14,5	B	3	4		●
	P6005-D14,60R	1	14,6	B	3	4		●
	P6005-D14,68R	1	14,68	B	3	4		●
	P6005-D14,70R	1	14,7	B	3	4		●
	P6005-D14,80R	1	14,8	B	3	4		●
	P6005-D14,90R	1	14,9	B	3	4		●
	P6005-D15,00R	1	15	B	3	4		●
	P6005-D15,08R	1	15,08	B	3	4		●
	P6005-D15,09R	1	15,09	B	3	4		●
	P6005-D15,10R	1	15,1	B	3	4		●

订购示例：P60.. -D13.00R 的规格，
P6006 采用材质 WPP25 (ISO P、非合金钢)：P6006-D13.00R WPP25
P6003，采用材质 WMP35 (ISO P、ISO M 和 ISO S)：P6003-D13.00R WMP35 或作为
P6001，采用材质 WPP45C (ISO P)：P6001-D13.00R WPP45C

HC = 涂层硬质合金

可换刀片
P6005 / P6006

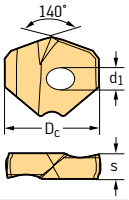

钻尖

	牌号	切削刃数量	D_c mm	钻尖尺寸	d_1 mm	s mm	P HC WPP25	K HC WKK45C
	P6005-D15,20R	1	15,2	B	3	4		●
	P6005-D15,30R	1	15,3	B	3	4		●
	P6005-D15,40R	1	15,4	B	3	4		●
	P6005-D15,47R	1	15,47	B	3	4		●
	P6005-D15,48R	1	15,48	B	3	4		●
	P6005-D15,50R	1	15,5	B	3	4		●
	P6005-D15,60R	1	15,6	B	3	4		●
	P6005-D15,70R	1	15,7	B	3	4		●
	P6005-D15,80R	1	15,8	B	3	4		●
	P6005-D15,87R	1	15,87	B	3	4		●
	P6005-D15,88R	1	15,88	B	3	4		●
	P6005-D15,90R	1	15,9	B	3	4		●
	P6005-D16,00R	1	16	C	4	4,5		●
	P6005-D16,13R	1	16,13	C	4	4,5		●
	P6005-D16,26R	1	16,26	C	4	4,5		●
	P6005-D16,27R	1	16,27	C	4	4,5		●
	P6005-D16,43R	1	16,43	C	4	4,5		●
	P6005-D16,50R	1	16,5	C	4	4,5		●
	P6005-D16,66R	1	16,66	C	4	4,5		●
	P6005-D16,67R	1	16,67	C	4	4,5		●
	P6005-D16,70R	1	16,7	C	4	4,5		●
	P6005-D16,80R	1	16,8	C	4	4,5		●
	P6005-D17,00R	1	17	C	4	4,5		●
	P6005-D17,07R	1	17,07	C	4	4,5		●
	P6005-D17,20R	1	17,2	C	4	4,5		●
	P6005-D17,45R	1	17,45	C	4	4,5		●
	P6005-D17,46R	1	17,46	C	4	4,5		●
	P6005-D17,50R	1	17,5	C	4	4,5		●
	P6005-D17,70R	1	17,7	C	4	4,5		●
	P6005-D17,80R	1	17,8	C	4	4,5		●
	P6005-D17,86R	1	17,86	C	4	4,5		●
	P6005-D18,00R	1	18	D	4	5		●
	P6005-D18,24R	1	18,24	D	4	5		●
	P6005-D18,26R	1	18,26	D	4	5		●
	P6005-D18,50R	1	18,5	D	4	5		●
	P6005-D18,65R	1	18,65	D	4	5		●
	P6005-D18,70R	1	18,7	D	4	5		●
	P6005-D18,80R	1	18,8	D	4	5		●
	P6005-D19,00R	1	19	D	4	5		●
	P6005-D19,05R	1	19,05	D	4	5		●
	P6005-D19,20R	1	19,2	D	4	5		●

订购示例：P60.. -D13.00R 的规格，
P6006 采用材质 WPP25 (ISO P、非合金钢)：P6006-D13.00R WPP25
P6003，采用材质 WMP35 (ISO P、ISO M 和 ISO S)：P6003-D13.00R WMP35 或作为
P6001，采用材质 WPP45C (ISO P)：P6001-D13.00R WPP45C

HC = 涂层硬质合金

可换刀片
P6005 / P6006

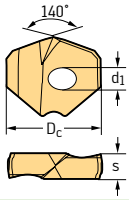

钻尖

	牌号	切削刃数量	D_c mm	钻尖尺寸	d_1 mm	s mm	P HC WPP25	K HC WKK45C
	P6005-D19,25R	1	19,25	D	4	5		●
	P6005-D19,30R	1	19,3	D	4	5		●
	P6005-D19,35R	1	19,35	D	4	5		○
	P6005-D19,43R	1	19,43	D	4	5		●
	P6005-D19,45R	1	19,45	D	4	5		●
	P6005-D19,50R	1	19,5	D	4	5		●
	P6005-D19,60R	1	19,6	D	4	5		●
	P6005-D19,70R	1	19,7	D	4	5		●
	P6005-D19,80R	1	19,8	D	4	5		●
	P6005-D19,84R	1	19,84	D	4	5		●
	P6005-D20,00R	1	20	E	5	5,5		●
	P6005-D20,20R	1	20,2	E	5	5,5		●
	P6005-D20,24R	1	20,24	E	5	5,5		●
	P6005-D20,50R	1	20,5	E	5	5,5		●
	P6005-D20,62R	1	20,62	E	5	5,5		●
	P6005-D20,64R	1	20,64	E	5	5,5		●
	P6005-D20,70R	1	20,7	E	5	5,5		●
	P6005-D21,00R	1	21	E	5	5,5		●
	P6005-D21,12R	1	21,12	E	5			○
	P6005-D21,41R	1	21,41	E	5	5,5		●
	P6005-D21,43R	1	21,43	E	5	5,5		●
	P6005-D21,50R	1	21,5	E	5	5,5		●
	P6005-D21,70R	1	21,7	E	5	5,5		●
	P6005-D21,83R	1	21,83	E	5	5,5		●
	P6005-D22,00R	1	22	F	5	6		●
	P6005-D22,22R	1	22,22	F	5	6		●
	P6005-D22,23R	1	22,23	F	5	6		●
	P6005-D22,42R	1	22,42	F	5	6		●
	P6005-D22,47R	1	22,47	F	5	6		●
	P6005-D22,50R	1	22,5	F	5	6		●
	P6005-D22,62R	1	22,62	F	5	6		●
	P6005-D22,70R	1	22,7	F	5	6		●
	P6005-D22,77R	1	22,77	F	5	6		●
	P6005-D23,00R	1	23	F	5	6		●
	P6005-D23,02R	1	23,02	F	5	6		●
	P6005-D23,39R	1	23,39	F	5	6		●
	P6005-D23,50R	1	23,5	F	5	6		●
	P6005-D23,70R	1	23,7	F	5	6		●
	P6005-D23,80R	1	23,8	F	5	6		●
	P6005-D23,81R	1	23,81	F	5	6		●
	P6005-D24,00R	1	24	G	5	6,5		●

订购示例：P60.. -D13.00R 的规格，
P6006 采用材质 WPP25 (ISO P、非合金钢)：P6006-D13.00R WPP25
P6003，采用材质 WMP35 (ISO P、ISO M 和 ISO S)：P6003-D13.00R WMP35 或作为
P6001，采用材质 WPP45C (ISO P)：P6001-D13.00R WPP45C

HC = 涂层硬质合金

可换刀片
P6005 / P6006

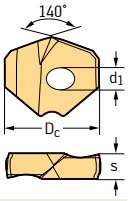

钻尖

	牌号	切削刃数量	D_c mm	钻尖尺寸	d_1 mm	s mm	P HC WPP25	K HC WKK45C
	P6005-D24,21R	1	24,21	G	5	6,5		●
	P6005-D24,50R	1	24,5	G	5	6,5		●
	P6005-D24,59R	1	24,59	G	5	6,5		●
	P6005-D24,61R	1	24,61	G	5	6,5		●
	P6005-D24,70R	1	24,7	G	5	6,5		●
	P6005-D25,00R	1	25	G	5	6,5		●
	P6005-D25,25R	1	25,25	G	5	6,5		●
	P6005-D25,40R	1	25,4	G	5	6,5		●
	P6005-D25,50R	1	25,5	G	5	6,5		●
	P6005-D25,65R	1	25,65	G	5	6,5		●
	P6005-D25,70R	1	25,7	G	5	6,5		●
	P6005-D25,80R	1	25,8	G	5	6,5		●
	P6005-D26,00R	1	26	H	6	7,1		●
	P6005-D26,25R	1	26,25	H	6	7,1		●
	P6005-D26,50R	1	26,5	H	6	7,1		●
	P6005-D26,59R	1	26,59	H	6	7,1		●
	P6005-D27,00R	1	27	H	6	7,1		●
	P6005-D27,38R	1	27,38	H	6	7,1		●
	P6005-D27,50R	1	27,5	H	6	7,1		●
	P6005-D27,78R	1	27,78	H	6	7,1		●
	P6005-D28,00R	1	28	J	6	7,7		●
	P6005-D28,17R	1	28,17	J	6	7,7		●
	P6005-D28,50R	1	28,5	J	6	7,7		●
	P6005-D28,57R	1	28,57	J	6	7,7		●
	P6005-D29,00R	1	29	J	6	7,7		●
	P6005-D29,37R	1	29,37	J	6	7,7		●
	P6005-D29,50R	1	29,5	J	6	7,7		●
	P6005-D29,77R	1	29,77	J	6	7,7		●
	P6005-D30,00R	1	30	K	6	8		●
	P6005-D30,15R	1	30,15	K	6	8		●
	P6005-D30,50R	1	30,5	K	6	8		●
	P6005-D31,00R	1	31	K	6	8		●
	P6005-D31,50R	1	31,5	K	6	8		●
	P6005-D31,75R	1	31,75	K	6	8		●
	P6005-D31,99R	1	31,99	K	6	8		●
	P6005-D32,00R	1	32	M	6	8,3		●
	P6005-D32,10R	1	32,1	M	6	8,3		●
	P6005-D33,00R	1	33	M	6	8,3		●
	P6005-D34,00R	1	34	N	6	8,6		●
	P6005-D35,00R	1	35	N	6	8,6		●
	P6005-D36,00R	1	36	P	6	8,9		●
	P6005-D37,00R	1	37	P	6	8,9		●
	P6005-D37,99R	1	37,99	P	6	8,9		●

订购示例：P60.. -D13.00R 的规格，
P6006 采用材质 WPP25 (ISO P、非合金钢)：P6006-D13.00R WPP25
P6003，采用材质 WMP35 (ISO P、ISO M 和 ISO S)：P6003-D13.00R WMP35 或作为
P6001，采用材质 WPP45C (ISO P)：P6001-D13.00R WPP45C

HC = 涂层硬质合金

可换刀片
P6005 / P6006

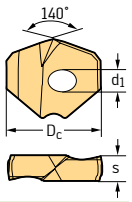

钻尖

	牌号	切削刃数量	D_c mm	钻尖尺寸	d_1 mm	s mm	P HC WPP25	K HC WKK45C
	P6006-D12,00R	1	12	A	3	3,6	☺	
	P6006-D12,10R	1	12,1	A	3,4	3,6	☺	
	P6006-D12,20R	1	12,2	A	3,4	3,6	☺	
	P6006-D12,30R	1	12,3	A	3,4	3,6	☺	
	P6006-D12,40R	1	12,4	A	3,4	3,6	☺	
	P6006-D12,50R	1	12,5	A	3	3,6	☺	
	P6006-D12,60R	1	12,6	A	3,4	3,6	☺	
	P6006-D12,70R	1	12,7	A	3	3,6	☺	
	P6006-D12,80R	1	12,8	A	3,4	3,6	☺	
	P6006-D12,90R	1	12,9	A	3,4	3,6	☺	
	P6006-D12,95R	1	12,95	A	3,4	3,6	☺	
	P6006-D13,00R	1	13	A	3	3,6	☺	
	P6006-D13,11R	1	13,11	A	3,4	3,6	☺	
	P6006-D13,20R	1	13,2	A	3,4	3,6	☺	
	P6006-D13,25R	1	13,25	A	3,4	3,6	☺	
	P6006-D13,30R	1	13,3	A	3,4	3,6	☺	
	P6006-D13,35R	1	13,35	A	3,4	3,6	☺	
	P6006-D13,40R	1	13,4	A	3,4	3,6	☺	
	P6006-D13,45R	1	13,45	A	3,4	3,6	☺	
	P6006-D13,50R	1	13,5	A	3	3,6	☺	
	P6006-D13,60R	1	13,6	A	3,4	3,6	☺	
	P6006-D13,70R	1	13,7	A	3	3,6	☺	
	P6006-D13,80R	1	13,8	A	3,4	3,6	☺	
	P6006-D13,89R	1	13,89	A	3,4	3,6	☺	
	P6006-D14,00R	1	14	B	3	4	☺	
	P6006-D14,10R	1	14,1	B	3	4	☺	
	P6006-D14,20R	1	14,2	B	3	4	☺	
	P6006-D14,30R	1	14,3	B	3	4	☺	
	P6006-D14,40R	1	14,4	B	3,4	4	☺	
	P6006-D14,50R	1	14,5	B	3	4	☺	
	P6006-D14,60R	1	14,6	B	3,4	4	☺	
	P6006-D14,68R	1	14,68	B	3	4	☺	
	P6006-D14,80R	1	14,8	B	3,4	4	☺	
	P6006-D14,90R	1	14,9	B	3,4	4	☺	
	P6006-D15,00R	1	15	B	3	4	☺	
	P6006-D15,09R	1	15,09	B	3	4	☺	
	P6006-D15,20R	1	15,2	B	3	4	☺	
	P6006-D15,30R	1	15,3	B	3	4	☺	
	P6006-D15,35R	1	15,35	B	3,4	4	☺	

订购示例：P60.. -D13.00R 的规格，
P6006 采用材质 WPP25 (ISO P、非合金钢)：P6006-D13.00R WPP25
P6003，采用材质 WMP35 (ISO P、ISO M 和 ISO S)：P6003-D13.00R WMP35 或作为
P6001，采用材质 WPP45C (ISO P)：P6001-D13.00R WPP45C

HC = 涂层硬质合金

可换刀片
P6005 / P6006

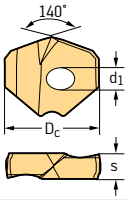

钻尖

	牌号	切削刃数量	D_c mm	钻尖尺寸	d_1 mm	s mm	P HC WPP25	K HC WKK45C
	P6006-D15,40R	1	15,4	B	3,4	4	☹	
	P6006-D15,47R	1	15,47	B	3,4	4	☹	
	P6006-D15,50R	1	15,5	B	3	4	☺	
	P6006-D15,60R	1	15,6	B	3,4	4	☹	
	P6006-D15,70R	1	15,7	B	3	4	☺	
	P6006-D15,80R	1	15,8	B	3,4	4	☹	
	P6006-D15,87R	1	15,87	B	3	4	☺	
	P6006-D16,00R	1	16	C	4	4,5	☺	
	P6006-D16,13R	1	16,13	C	4,4	4,5	☹	
	P6006-D16,26R	1	16,26	C	4	4,5	☺	
	P6006-D16,43R	1	16,43	C	4,4	4,5	☹	
	P6006-D16,50R	1	16,5	C	4	4,5	☺	
	P6006-D16,66R	1	16,66	C	4	4,5	☺	
	P6006-D16,70R	1	16,7	C	4	4,5	☺	
	P6006-D16,85R	1	16,85	C	4,4	4,5	☹	
	P6006-D17,00R	1	17	C	4	4,5	☺	
	P6006-D17,07R	1	17,07	C	4	4,5	☺	
	P6006-D17,20R	1	17,2	C	4,4	4,5	☹	
	P6006-D17,35R	1	17,35	C	4,4	4,5	☹	
	P6006-D17,45R	1	17,45	C	4	4,5	☺	
	P6006-D17,50R	1	17,5	C	4	4,5	☺	
	P6006-D17,60R	1	17,6	C	4,4	4,5	☹	
	P6006-D17,70R	1	17,7	C	4	4,5	☺	
	P6006-D17,86R	1	17,86	C	4	4,5	☺	
	P6006-D18,00R	1	18	D	4	5	☺	
	P6006-D18,24R	1	18,24	D	4	5	☺	
	P6006-D18,50R	1	18,5	D	4	5	☺	
	P6006-D18,65R	1	18,65	D	4	5	☺	
	P6006-D18,70R	1	18,7	D	4	5	☺	
	P6006-D18,80R	1	18,8	D	4,4	5	☹	
	P6006-D19,00R	1	19	D	4	5	☺	
	P6006-D19,05R	1	19,05	D	4	5	☺	
	P6006-D19,10R	1	19,1	D	4,4	5	☹	
	P6006-D19,20R	1	19,2	D	4,4	5	☹	
	P6006-D19,25R	1	19,25	D	4	5	☺	
	P6006-D19,30R	1	19,3	D	4,4	5	☹	
	P6006-D19,35R	1	19,35	D	4,4	5	☹	
	P6006-D19,43R	1	19,43	D	4,4	5	☹	
	P6006-D19,50R	1	19,5	D	4	5	☺	
	P6006-D19,60R	1	19,6	D	4,4	5	☹	
	P6006-D19,70R	1	19,7	D	4	5	☺	

订购示例：P60.. -D13.00R 的规格，
P6006 采用材质 WPP25 (ISO P、非合金钢)：P6006-D13.00R WPP25
P6003，采用材质 WMP35 (ISO P、ISO M 和 ISO S)：P6003-D13.00R WMP35 或作为
P6001，采用材质 WPP45C (ISO P)：P6001-D13.00R WPP45C

HC = 涂层硬质合金

可换刀片
P6005 / P6006

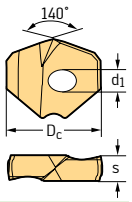

钻尖

	牌号	切削刃数量	D_c mm	钻尖尺寸	d_1 mm	s mm	P HC WPP25	K HC WKK45C
	P6006-D19,84R	1	19,84	D	4	5	☺	
	P6006-D20,00R	1	20	E	5	5,5	☺	
	P6006-D20,20R	1	20,2	E	5,4	5,5	☹	
	P6006-D20,24R	1	20,24	E	5	5,5	☺	
	P6006-D20,50R	1	20,5	E	5	5,5	☺	
	P6006-D20,62R	1	20,62	E	5	5,5	☺	
	P6006-D20,70R	1	20,7	E	5	5,5	☺	
	P6006-D20,85R	1	20,85	E	5,4	5,5	☹	
	P6006-D21,00R	1	21	E	5	5,5	☺	
	P6006-D21,41R	1	21,41	E	5,4	5,5	☹	
	P6006-D21,50R	1	21,5	E	5	5,5	☺	
	P6006-D21,70R	1	21,7	E	5	5,5	☺	
	P6006-D21,83R	1	21,83	E	5,4	5,5	☹	
	P6006-D22,00R	1	22	F	5	6	☺	
	P6006-D22,22R	1	22,22	F	5	6	☺	
	P6006-D22,42R	1	22,42	F	5,4	6	☹	
	P6006-D22,47R	1	22,47	F	5,4	6	☹	
	P6006-D22,50R	1	22,5	F	5	6	☺	
	P6006-D22,60R	1	22,6	F	5,4	6	☹	
	P6006-D22,62R	1	22,62	F	5,4	6	☹	
	P6006-D22,70R	1	22,7	F	5	6	☺	
	P6006-D22,77R	1	22,77	F	5,4	6	☹	
	P6006-D23,00R	1	23	F	5	6	☺	
	P6006-D23,10R	1	23,1	F	5,4	6	☹	
	P6006-D23,39R	1	23,39	F	5,4	6	☹	
	P6006-D23,50R	1	23,5	F	5	6	☺	
	P6006-D23,70R	1	23,7	F	5,4	6	☹	
	P6006-D23,80R	1	23,8	F	5	6	☺	
	P6006-D24,00R	1	24	G	5	6,5	☺	
	P6006-D24,21R	1	24,21	G	5,4	6,5	☹	
	P6006-D24,50R	1	24,5	G	5	6,5	☺	
	P6006-D24,59R	1	24,59	G	5,4	6,5	☹	
	P6006-D24,70R	1	24,7	G	5	6,5	☺	
	P6006-D25,00R	1	25	G	5	6,5	☺	
	P6006-D25,25R	1	25,25	G	5	6,5	☺	
	P6006-D25,40R	1	25,4	G	5	6,5	☺	
	P6006-D25,50R	1	25,5	G	5	6,5	☺	
	P6006-D25,60R	1	25,6	G	5,4	6,5	☹	
	P6006-D25,65R	1	25,65	G	5	6,5	☺	
	P6006-D25,70R	1	25,7	G	5	6,5	☺	
	P6006-D25,80R	1	25,8	G	5	6,5	☺	

订购示例：P60.. -D13.00R 的规格，
P6006 采用材质 WPP25 (ISO P、非合金钢)：P6006-D13.00R WPP25
P6003，采用材质 WMP35 (ISO P、ISO M 和 ISO S)：P6003-D13.00R WMP35 或作为
P6001，采用材质 WPP45C (ISO P)：P6001-D13.00R WPP45C

HC = 涂层硬质合金

可换刀片
P6005 / P6006

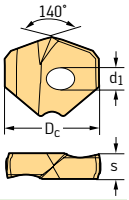

钻尖

	牌号	切削刃数量	D_c mm	钻尖尺寸	d_1 mm	s mm	P HC WPP25	K HC WKK45C
	P6006-D26,00R	1	26	H	6	7,1	☺	
	P6006-D26,25R	1	26,25	H	6	7,1	☺	
	P6006-D26,50R	1	26,5	H	6	7,1	☺	
	P6006-D26,59R	1	26,59	H	6,4	7,1	☹	
	P6006-D27,00R	1	27	H	6	7,1	☺	
	P6006-D27,38R	1	27,38	H	6,4	7,1	☹	
	P6006-D27,50R	1	27,5	H	6	7,1	☺	
	P6006-D27,78R	1	27,78	H	6,4	7,1	☹	
	P6006-D28,00R	1	28	J	6	7,7	☺	
	P6006-D28,17R	1	28,17	J	6,4	7,7	☹	
	P6006-D28,35R	1	28,35	J	6,4	7,7	☹	
	P6006-D28,50R	1	28,5	J	6	7,7	☺	
	P6006-D28,57R	1	28,57	J	6	7,7	☺	
	P6006-D29,00R	1	29	J	6	7,7	☺	
	P6006-D29,10R	1	29,1	J	6,4	7,7	☹	
	P6006-D29,37R	1	29,37	J	6,4	7,7	☹	
	P6006-D29,50R	1	29,5	J	6	7,7	☺	
	P6006-D29,77R	1	29,77	J	6,4	7,7	☹	
	P6006-D30,00R	1	30	K	6	8	☺	
	P6006-D30,15R	1	30,15	K	6,4	8	☹	
	P6006-D30,50R	1	30,5	K	6	8	☺	
	P6006-D31,00R	1	31	K	6	8	☺	
	P6006-D31,35R	1	31,35	K	6,4	8	☹	
	P6006-D31,50R	1	31,5	K	6	8	☺	
	P6006-D31,75R	1	31,75	K	6	8	☺	
	P6006-D31,99R	1	31,99	K	6	8	☺	
	P6006-D32,00R	1	32	M	6	8,3	☺	
	P6006-D32,10R	1	32,1	M	6,4	8,3	☹	
	P6006-D33,00R	1	33	M	6	8,3	☺	
	P6006-D34,00R	1	34	N	6	8,6	☺	
	P6006-D34,10R	1	34,1	N	6,4	8,6	☹	
	P6006-D34,60R	1	34,6	N	6,4	8,6	☹	
	P6006-D35,00R	1	35	N	6	8,6	☺	
	P6006-D36,00R	1	36	P	6	8,9	☺	
	P6006-D37,00R	1	37	P	6	8,9	☺	
	P6006-D37,99R	1	37,99	P	6	8,9	☺	

订购示例：P60.. -D13.00R 的规格，
P6006 采用材质 WPP25 (ISO P、非合金钢)：P6006-D13.00R WPP25
P6003，采用材质 WMP35 (ISO P、ISO M 和 ISO S)：P6003-D13.00R WMP35 或作为
P6001，采用材质 WPP45C (ISO P)：P6001-D13.00R WPP45C

HC = 涂层硬质合金

三角形，正型 60°
TCMT
Tiger·tec® Gold

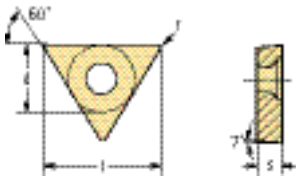

刀片

	牌号	l mm	r mm	f mm	a_p mm	P HC WPP10G	P HC WPP20G	P HC WPP30G	HE WEP10C
	TCMT06T102-FP4	6,87	0,2	0,02–0,10	0,1–1,0		●		
	TCMT06T104-FP4	6,87	0,4	0,04–0,17	0,1–1,0		●		●
	TCMT090202-FP4	9,62	0,2	0,04–0,12	0,1–1,0		●		
	TCMT090204-FP4	9,62	0,4	0,05–0,16	0,1–1,5	●	●		●
	TCMT090208-FP4	9,62	0,8	0,08–0,20	0,1–1,5		●		
	TCMT110202-FP4	11	0,2	0,04–0,12	0,1–1,0	●	●		
	TCMT110204-FP4	11	0,4	0,05–0,16	0,1–1,5	●	●		●
	TCMT110208-FP4	11	0,8	0,08–0,20	0,1–1,5	●	●		
	TCMT16T302-FP4	16,5	0,2	0,04–0,12	0,1–1,0		●		
	TCMT16T304-FP4	16,5	0,4	0,05–0,16	0,1–1,5	●	●		
	TCMT16T308-FP4	16,5	0,8	0,08–0,20	0,1–1,5	●	●		●
	TCMT110204-FP6	11	0,4	0,06–0,18	0,3–2,0		●		
	TCMT110208-FP6	11	0,8	0,10–0,20	0,5–2,0		●		
	TCMT16T304-FP6	16,5	0,4	0,08–0,20	0,3–2,0		●		
	TCMT16T308-FP6	16,5	0,8	0,10–0,25	0,5–2,0		●		
	TCMT090204-MP4	9,62	0,4	0,08–0,20	0,4–2,0		●		
	TCMT090208-MP4	9,62	0,8	0,12–0,25	0,5–2,0		●		
	TCMT110204-MP4	11	0,4	0,08–0,20	0,4–2,0	●	●		
	TCMT110208-MP4	11	0,8	0,12–0,30	0,5–2,0	●	●		
	TCMT16T304-MP4	16,5	0,4	0,08–0,25	0,4–3,0	●	●		
	TCMT16T308-MP4	16,5	0,8	0,12–0,32	0,5–3,0	●	●		
	TCMT220408-MP4	22	0,8	0,12–0,32	0,5–3,5		●		
	TCMT090204-RP4	9,62	0,4	0,12–0,25	0,4–3,0		●	●	
	TCMT090208-RP4	9,62	0,8	0,16–0,30	0,6–3,0		●	●	
	TCMT110204-RP4	11	0,4	0,12–0,25	0,4–3,0	●	●	●	
	TCMT110208-RP4	11	0,8	0,16–0,30	0,6–3,0		●	●	
	TCMT16T304-RP4	16,5	0,4	0,12–0,25	0,4–3,0	●	●	●	
	TCMT16T308-RP4	16,5	0,8	0,16–0,35	0,6–4,0	●	●	●	
	TCMT16T312-RP4	16,5	1,2	0,20–0,40	0,8–4,0	●	●	●	

尺寸 – 参见按照 ISO 1832 标准的符号说明

HC = 涂层硬质合金
HE = 涂层金属陶瓷

正方形
P484 .
Tiger·tec® Gold

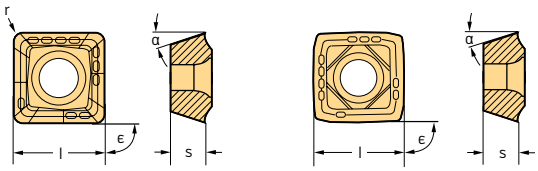

刀片

	牌号	切削刃数量	l mm	r mm	α	ε	P HC WKP35S	P HC WSP45G	P HC WXP40	M HC WSP45G	M HC WXP40	K HC WKP35S	N HC WNN15	S HC WSP45G
	P4840C-1R-E67	4	4,9	0,29	11°	90°	●	●	●	●	●	●		●
	P4840C-2R-E67	4	5,95	0,34	11°	90°	●	●	●	●	●	●		●
	P4840C-3R-E67	4	7	0,4	11°	90°	●	●	●	●	●	●		●
	P4840C-4R-E67	4	8,4	0,48	11°	90°	●	●	●	●	●	●		●
	P4840C-5R-E67	4	10,29	0,59	11°	90°	●	●	●	●	●	●		●
	P4840C-6R-E67	4	12,24	0,7	11°	90°	●	●	●	●	●	●		●
	P4840C-7R-E67	4	14,69	0,8	11°	90°	●	●	●	●	●	●		●
	P4840C-8R-E67	4	17,49	1	11°	90°	●	●	●	●	●	●		●
	P4840C-1R-E77	4	4,9	0,29	11°	90°							●	
	P4840C-2R-E77	4	5,95	0,34	11°	90°							●	
	P4840C-3R-E77	4	7	0,4	11°	90°							●	
	P4840C-4R-E77	4	8,4	0,48	11°	90°							●	
	P4840C-5R-E77	4	10,29	0,59	11°	90°							●	
	P4840C-6R-E77	4	12,24	0,7	11°	90°							●	
	P4840C-7R-E77	4	14,69	0,8	11°	90°							●	
	P4840C-8R-E77	4	17,49	1	11°	90°							●	
	P4841C-1R-A57	4	4,9	0,29	11°	90°	●	●	●	●	●	●		●
	P4841C-2R-A57	4	5,95	0,34	11°	90°	●	●	●	●	●	●		●
	P4841C-3R-A57	4	7	0,4	11°	90°	●	●	●	●	●	●		●
	P4841C-4R-A57	4	8,4	0,48	11°	90°	●	●	●	●	●	●		●
	P4841C-5R-A57	4	10,29	0,59	11°	90°	●	●	●	●	●	●		●
	P4841C-6R-A57	4	12,24	0,7	11°	90°	●	●	●	●	●	●		●
	P4841C-7R-A57	4	14,69	0,8	11°	90°	●	●	●	●	●	●		●
	P4841C-8R-A57	4	17,49	1	11°	90°	●	●	●	●	●	●		●
	P4841C-1R-E57	4	4,9	0,29	11°	90°	●	●	●	●	●	●		●
	P4841C-2R-E57	4	5,95	0,34	11°	90°	●	●	●	●	●	●		●
	P4841C-3R-E57	4	7	0,4	11°	90°	●	●	●	●	●	●		●
	P4841C-4R-E57	4	8,4	0,48	11°	90°	●	●	●	●	●	●		●
	P4841C-5R-E57	4	10,29	0,59	11°	90°	●	●	●	●	●	●		●
	P4841C-6R-E57	4	12,24	0,7	11°	90°	●	●	●	●	●	●		●
	P4841C-7R-E57	4	14,69	0,8	11°	90°	●	●	●	●	●	●		●
	P4841C-8R-E57	4	17,49	1	11°	90°	●	●	●	●	●	●		●

HC = 涂层硬质合金
=

B1

正方形
P484 .
Tiger·tec® Gold

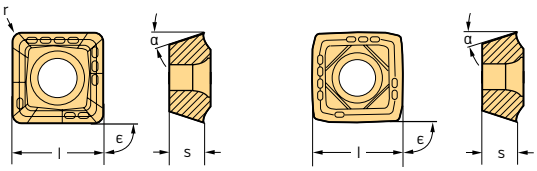

刀片

B1

	牌号	切削刃数量	l mm	r mm	α	ε	P HC WKP25S	P HC WKP35S	P HC WSP45G	M HC WSP45G	K HC WKP25S	K HC WKP35S	N HC WNN15	S HC WSP45G
	P4840P-1R-A57	4	4,55	0,29	11°	90°	☺	😐	☹	☹	😐	☹		☹
	P4840P-2R-A57	4	5,52	0,34	11°	90°	☺	😐	☹	☹	😐	☹		☹
	P4840P-3R-A57	4	6,5	0,4	11°	90°	☺	😐	☹	☹	😐	☹		☹
	P4840P-4R-A57	4	7,8	0,48	11°	90°	☺	😐	☹	☹	😐	☹		☹
	P4840P-5R-A57	4	9,56	0,59	11°	90°	☺	😐	☹	☹	😐	☹		☹
	P4840P-6R-A57	4	11,75	0,7	11°	90°	☺	😐	☹	☹	😐	☹		☹
	P4840P-7R-A57	4	14,03	0,8	11°	90°	☺	😐	☹	☹	😐	☹		☹
	P4840P-8R-A57	4	16,5	1	11°	90°	☺	😐	☹	☹	😐	☹		☹
	P4840P-1R-E57	4	4,55	0,29	11°	90°	☺	😐	☹	☹	😐	☹		☹
	P4840P-2R-E57	4	5,52	0,34	11°	90°	☺	😐	☹	☹	😐	☹		☹
	P4840P-3R-E57	4	6,5	0,4	11°	90°	☺	😐	☹	☹	😐	☹		☹
	P4840P-4R-E57	4	7,8	0,48	11°	90°	☺	😐	☹	☹	😐	☹		☹
	P4840P-5R-E57	4	9,56	0,59	11°	90°	☺	😐	☹	☹	😐	☹		☹
	P4840P-6R-E57	4	11,75	0,7	11°	90°	☺	😐	☹	☹	😐	☹		☹
	P4840P-7R-E57	4	14,03	0,8	11°	90°	☺	😐	☹	☹	😐	☹		☹
	P4840P-8R-E57	4	16,5	1	11°	90°	☺	😐	☹	☹	😐	☹		☹
	P4840P-1R-E67	4	4,55	0,29	11°	90°	☺	☹	☹	☹	😐	☹		☹
	P4840P-2R-E67	4	5,52	0,34	11°	90°	☺	☹	☹	☹	😐	☹		☹
	P4840P-3R-E67	4	6,5	0,4	11°	90°	☺	☹	☹	☹	😐	☹		☹
	P4840P-4R-E67	4	7,8	0,48	11°	90°	☺	☹	☹	☹	😐	☹		☹
	P4840P-5R-E67	4	9,56	0,59	11°	90°	☺	☹	☹	☹	😐	☹		☹
	P4840P-6R-E67	4	11,75	0,7	11°	90°	☺	☹	☹	☹	😐	☹		☹
	P4840P-7R-E67	4	14,03	0,8	11°	90°	☺	☹	☹	☹	😐	☹		☹
	P4840P-8R-E67	4	16,5	1	11°	90°	☺	☹	☹	☹	😐	☹		☹
	P4840P-1R-E77	4	4,55	0,29	11°	90°							😐	
	P4840P-2R-E77	4	5,52	0,34	11°	90°							😐	
	P4840P-3R-E77	4	6,5	0,4	11°	90°							😐	
	P4840P-4R-E77	4	7,8	0,48	11°	90°							😐	
	P4840P-5R-E77	4	9,56	0,59	11°	90°							😐	
	P4840P-6R-E77	4	11,75	0,7	11°	90°							😐	
	P4840P-7R-E77	4	14,03	0,8	11°	90°							😐	
	P4840P-8R-E77	4	16,5	1	11°	90°							😐	

HC = 涂层硬质合金
=

正方形
P484 .
Tiger·tec® Gold

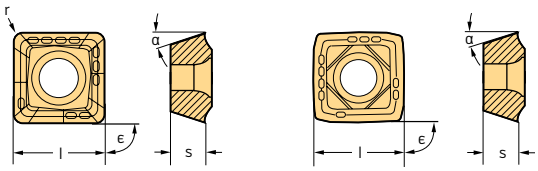

刀片

	牌号	切削刃数量	l mm	r mm	α	ε	P HC WKP25S	P HC WKP35S	P HC WSP45G	M HC WSP45G	K HC WKP25S	K HC WKP35S	N HC WNN15	S HC WSP45G
	P4841P-1R-A57	4	4,55	0,29	11°	90°	+	+	+	–	+	+		–
	P4841P-2R-A57	4	5,52	0,34	11°	90°	+	+	+	–	+	+		–
	P4841P-3R-A57	4	6,5	0,4	11°	90°	+	+	+	–	+	+		–
	P4841P-4R-A57	4	7,8	0,48	11°	90°	+	+	+	–	+	+		–
	P4841P-5R-A57	4	9,56	0,59	11°	90°	+	+	+	–	+	+		–
	P4841P-6R-A57	4	11,75	0,7	11°	90°	+	+	+	–	+	+		–
	P4841P-7R-A57	4	14,03	0,8	11°	90°	+	+	+	–	+	+		–
	P4841P-8R-A57	4	16,5	1	11°	90°	+	+	+	–	+	+		–
	P4841P-1R-E57	4	4,55	0,29	11°	90°	++	+	+	–	+	+		–
	P4841P-2R-E57	4	5,52	0,34	11°	90°	++	+	+	–	+	+		–
	P4841P-3R-E57	4	6,5	0,4	11°	90°	++	+	+	–	+	+		–
	P4841P-4R-E57	4	7,8	0,48	11°	90°	++	+	+	–	+	+		–
	P4841P-5R-E57	4	9,56	0,59	11°	90°	++	+	+	–	+	+		–
	P4841P-6R-E57	4	11,75	0,7	11°	90°	++	+	+	–	+	+		–
	P4841P-7R-E57	4	14,03	0,8	11°	90°	++	+	+	–	+	+		–
	P4841P-8R-E57	4	16,5	1	11°	90°	++	+	+	–	+	+		–

HC = 涂层硬质合金
=

B1

带可转位刀片的钻头、粗镗刀具

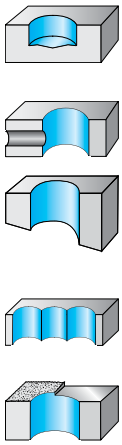

钻深	3 x D_C	2 x D_C	3 x D_C	4 x D_C	5 x D_C	
		Selection	Selection	Selection	Selection	
						
订货号	D4170	D4120	D4120	D4120	D4120	
直径范围						
[mm]	65–80	13,5–59	13,5–59	17–59	17–59	
[inch]		0,531–2,250	0,531–2,250	0,656–2,250	0,656–2,250	
P 钢	●●	●●	●●	●●	●●	
M 不锈钢	●●	●●	●●	●		
K 铸铁	●●	●●	●●	●●	●●	
N 有色金属	●●	●●	●●	●●	●●	
S 难切削材料	●●	●●	●●	●		
H 硬材料						
O 其他						
目录中的页面		172	180	184	188	
二维码						
www.walter-tools.com/woc/	D4170-03	D4120	D4120	D4120	D4120	

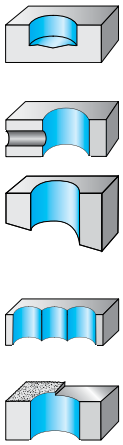

	2 x D_C	3 x D_C	4 x D_C	2 x D_C	2 x D_C	3 x D_C	3 x D_C
							
	D3120	D3120	D3120	B3212	B3212	B3213	B3213
	16–42	16–58	16–42	10–18		10–18	
		0,750–1,500	0,750–1,500		0,391–0,625		0,391–0,64
	●●	●●	●●	●●	●●	●●	●●
	●●	●●	●	●●	●●	●●	●●
	●●	●●	●●	●●	●●	●●	●●
	●●	●●	●●	●●	●●	●●	●●
	●●	●●	●	●●	●●	●●	●●
	D3120	D3120	D3120	B3212	B3212	B3213	B3213

带可转位刀片的钻头、粗镗刀具

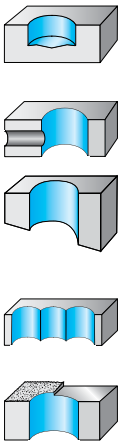

钻深	4 x D_C



订货号	B3214
直径范围	
[mm]	10–18
[inch]	
P 钢	
M 不锈钢	
K 铸铁	●●
N 有色金属	●●
S 难切削材料	
H 硬材料	
O 其他	

目录中的页面

二维码

www.walter-tools.com/woc/ B3214

带可转位刀片的钻头、粗镗刀具

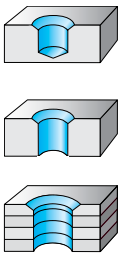


钻深	2,5 x D_C	1,3 x D_C	3 x D_C	3 x D_C	5 x D_C	
						
订货号	D4240	D4140	D4140	D4140	D4140	
直径范围						
[mm]	12–29,99	12–25,99	12–37,99		12–37,99	
[inch]			0,472–1,496	0,472–1,22	0,472–1,496	
P 钢	●●	●●	●●	●●	●●	
M 不锈钢	●●	●●	●●	●●	●●	
K 铸铁	●●	●●	●●	●●	●●	
N 有色金属	●●	●●	●●	●●	●●	
S 难切削材料	●●	●●	●●	●●	●	
H 硬材料						
O 其他						
目录中的页面						
二维码						
www.walter-tools.com/woc/	D4240	D4140	D4140	D4140	D4140	



	5 x D_C	7 x D_C	7 x D_C	10 x D_C
				
	D4140	D4140	D4140	D4140
	12–31,99	12–37,99	12–31,99	12–25,99
	0,472–1,22	0,472–1,496	0,472–1,22	0,472–1,023
	●●	●●	●●	●●
	●●	●	●	●
	●●	●●	●●	●●
	●●	●●	●●	●●
	●	●	●	●
	D4140	D4140	D4140	D4140

可转位刀片钻头

D4120 mm



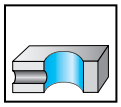
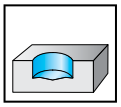
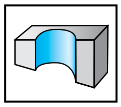
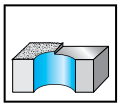
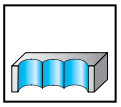

2×D_c | Z=1

	P	M	K	N	S	H	O
D4120	●●	●●	●●	●●	●●		

刀具

牌号	D_c mm	L_c mm	l_4 mm	d_1 mm	kg	可转位 刀片数量	型号
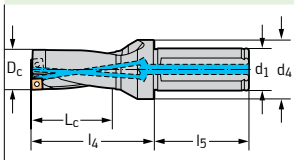 圆柱削平柄							
D4120-02-13.50F20-P41	13,5	27	47	20	0,23	1 1	P484 . P-1R- .. P484 . C-1R- ..
D4120-02-14.00F20-P41	14	28	48	20	0,19	1 1	
D4120-02-14.50F20-P41	14,5	29	49	20	0,24	1 1	
D4120-02-15.00F20-P41	15	30	50	20	0,24	1 1	
D4120-02-15.50F20-P41	15,5	31	51	20	0,23	1 1	
D4120-02-16.00F25-P41	16	32	57	25	0,4	1 1	
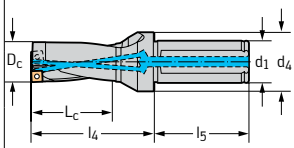 圆柱削平柄							
D4120-02-16.50F25-P42	16,5	33	58	25	0,41	1 1	P484 . P-2R- .. P484 . C-2R- ..
D4120-02-17.00F25-P42	17	34	59	25	0,41	1 1	
D4120-02-17.50F25-P42	17,5	35	60	25	0,4	1 1	
D4120-02-18.00F25-P42	18	36	61	25	0,42	1 1	
D4120-02-18.50F25-P42	18,5	37	62	25	0,32	1 1	
D4120-02-19.00F25-P42	19	38	63	25	0,42	1 1	
D4120-02-19.50F25-P42	19,5	39	64	25	0,43	1 1	
D4120-02-20.00F25-P42	20	40	65	25	0,43	1 1	
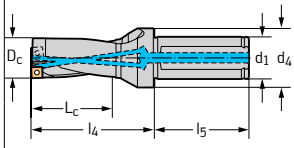 圆柱削平柄							
D4120-02-20.50F25-P43	20,5	41	66	25	0,43	1 1	P484 . P-3R- .. P484 . C-3R- ..
D4120-02-21.00F25-P43	21	42	67	25	0,45	1 1	
D4120-02-21.50F25-P43	21,5	43	68	25	0,44	1 1	
D4120-02-22.00F25-P43	22	44	69	25	0,44	1 1	
D4120-02-22.50F25-P43	22,5	45	70	25	0,45	1 1	
D4120-02-23.00F25-P43	23	46	71	25	0,48	1 1	
D4120-02-23.50F25-P43	23,5	47	72	25	0,46	1 1	
D4120-02-24.00F25-P43	24	48	73	25	0,48	1 1	

刀体和备件包括在供货范围内

Assembly parts

	D_c [mm]	13,5–16	16,5–20	20,5–24	24,5–29	29,5–35	36–42	43–59
	可转位刀片锁紧螺钉 紧固力矩	FS2120 (T6IP) 0,4 Nm	FS2111 (T7IP) 0,9 Nm	FS1454 (T8IP) 1,2 Nm	FS1457 (T9IP) 2 Nm	FS2080 (T15IP) 2,5 Nm	FS1453 (T15IP) 3,5 Nm	FS1495 (T20IP) 5 Nm

Accessories

	D_c [mm]	13,5–16	16,5–20	20,5–24	24,5–29	29,5–42	43–59
	扭矩螺丝刀，模拟型	FS2001	FS2001	FS2001	FS2003	FS2003	FS2003
	扭矩螺丝刀，数显型			FS2248	FS2248	FS2248	FS2248
	可换扳手头	FS2085 (T6IP)	FS2011 (T7IP)	FS2012 (T8IP)	FS2013 (T9IP)	FS2014 (T15IP)	FS2015 (T20IP)
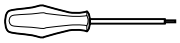	螺丝刀	FS2086 (T6IP)	FS2088 (T7IP)	FS1483 (T8IP)	FS1484 (T9IP)	FS1485 (T15IP)	FS1486 (T20IP)

可转位刀片钻头

D4120 mm



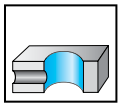
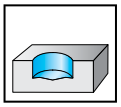
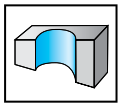
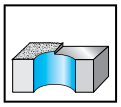
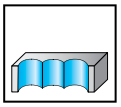

2×D_c | Z=1

	P	M	K	N	S	H	O
D4120	●●	●●	●●	●●	●●		

刀具

牌号	D_c mm	L_c mm	l_4 mm	d_1 mm	kg	可转位 刀片数量	型号
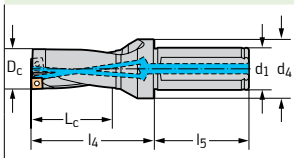 圆柱削平柄							
D4120-02-24.50F25-P44	24,5	49	74	25	0,47	1 1	P484 . P-4R- .. P484 . C-4R- ..
D4120-02-25.00F25-P44	25	50	75	25	0,42	1 1	
D4120-02-25.50F32-P44	25,5	51	83	32	0,76	1 1	
D4120-02-26.00F32-P44	26	52	84	32	0,72	1 1	
D4120-02-26.50F32-P44	26,5	53	85	32	0,78	1 1	
D4120-02-27.00F32-P44	27	54	86	32	0,77	1 1	
D4120-02-27.50F32-P44	27,5	55	87	32	0,8	1 1	
D4120-02-28.00F32-P44	28	56	88	32	0,81	1 1	
D4120-02-28.50F32-P44	28,5	57	89	32	0,74	1 1	
D4120-02-29.00F32-P44	29	58	90	32	0,81	1 1	
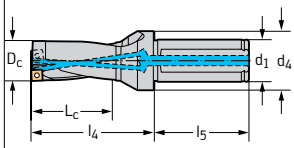 圆柱削平柄							
D4120-02-29.50F32-P45	29,5	59	91	32	0,83	1 1	P484 . P-5R- .. P484 . C-5R- ..
D4120-02-30.00F32-P45	30	60	92	32	0,77	1 1	
D4120-02-31.00F32-P45	31	62	94	32	0,87	1 1	
D4120-02-32.00F32-P45	32	64	96	32	0,82	1 1	
D4120-02-33.00F32-P45	33	66	98	32	0,91	1 1	
D4120-02-34.00F32-P45	34	68	100	32	0,94	1 1	
D4120-02-35.00F32-P45	35	70	102	32	0,97	1 1	

刀体和备件包括在供货范围内

Assembly parts

	D_c [mm]	13,5–16	16,5–20	20,5–24	24,5–29	29,5–35	36–42	43–59
	可转位刀片锁紧螺钉 紧固力矩	FS2120 (T6IP) 0,4 Nm	FS2111 (T7IP) 0,9 Nm	FS1454 (T8IP) 1,2 Nm	FS1457 (T9IP) 2 Nm	FS2080 (T15IP) 2,5 Nm	FS1453 (T15IP) 3,5 Nm	FS1495 (T20IP) 5 Nm

Accessories

	D_c [mm]	13,5–16	16,5–20	20,5–24	24,5–29	29,5–42	43–59
	扭矩螺丝刀，模拟型	FS2001	FS2001	FS2001	FS2003	FS2003	FS2003
	扭矩螺丝刀，数显型			FS2248	FS2248	FS2248	FS2248
	可换扳手头	FS2085 (T6IP)	FS2011 (T7IP)	FS2012 (T8IP)	FS2013 (T9IP)	FS2014 (T15IP)	FS2015 (T20IP)
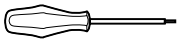	螺丝刀	FS2086 (T6IP)	FS2088 (T7IP)	FS1483 (T8IP)	FS1484 (T9IP)	FS1485 (T15IP)	FS1486 (T20IP)

可转位刀片钻头

D4120 mm



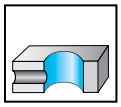
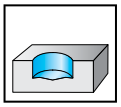
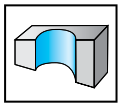
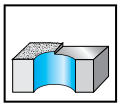
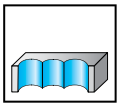

2×D_c | Z=1

	P	M	K	N	S	H	O
D4120	●●	●●	●●	●●	●●		

刀具

牌号	D_c mm	L_c mm	l_4 mm	d_1 mm	kg	可转位 刀片数量	型号
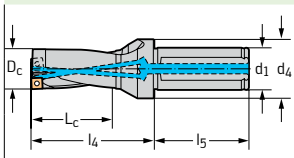 圆柱削平柄							
D4120-02-36.00F32-P46	36	72	104	32	0,96	1 1	P484 . P-6R- .. P484 . C-6R- ..
D4120-02-37.00F40-P46	37	74	114	40	1,48	1 1	
D4120-02-38.00F40-P46	38	76	116	40	1,52	1 1	
D4120-02-39.00F40-P46	39	78	118	40	1,55	1 1	
D4120-02-40.00F40-P46	40	80	120	40	1,45	1 1	
D4120-02-41.00F40-P46	41	82	122	40	1,64	1 1	
D4120-02-42.00F40-P46	42	84	124	40	1,67	1 1	
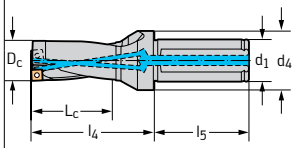 圆柱削平柄							
D4120-02-43.00F40-P47	43	86	126	40	1,67	1 1	P484 . P-7R- .. P484 . C-7R- ..
D4120-02-44.00F40-P47	44	88	128	40	1,71	1 1	
D4120-02-45.00F40-P47	45	90	130	40	1,76	1 1	
D4120-02-46.00F40-P47	46	92	132	40	1,81	1 1	
D4120-02-47.00F40-P47	47	94	134	40	1,84	1 1	
D4120-02-48.00F40-P47	48	96	136	40	1,91	1 1	
D4120-02-49.00F40-P47	49	98	138	40	1,9	1 1	
D4120-02-50.00F40-P47	50	100	140	40	2,01	1 1	

刀体和备件包括在供货范围内

Assembly parts

	D_c [mm]	13,5–16	16,5–20	20,5–24	24,5–29	29,5–35	36–42	43–59
	可转位刀片锁紧螺钉 紧固力矩	FS2120 (T6IP) 0,4 Nm	FS2111 (T7IP) 0,9 Nm	FS1454 (T8IP) 1,2 Nm	FS1457 (T9IP) 2 Nm	FS2080 (T15IP) 2,5 Nm	FS1453 (T15IP) 3,5 Nm	FS1495 (T20IP) 5 Nm

Accessories

	D_c [mm]	13,5–16	16,5–20	20,5–24	24,5–29	29,5–42	43–59
	扭矩螺丝刀，模拟型	FS2001	FS2001	FS2001	FS2003	FS2003	FS2003
	扭矩螺丝刀，数显型			FS2248	FS2248	FS2248	FS2248
	可换扳手头	FS2085 (T6IP)	FS2011 (T7IP)	FS2012 (T8IP)	FS2013 (T9IP)	FS2014 (T15IP)	FS2015 (T20IP)
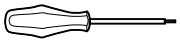	螺丝刀	FS2086 (T6IP)	FS2088 (T7IP)	FS1483 (T8IP)	FS1484 (T9IP)	FS1485 (T15IP)	FS1486 (T20IP)

可转位刀片钻头

D4120 mm



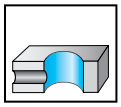
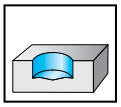
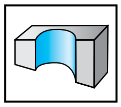
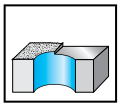
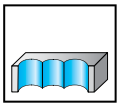

2×D_c | Z=1

	P	M	K	N	S	H	O
D4120	●●	●●	●●	●●	●●		

刀具

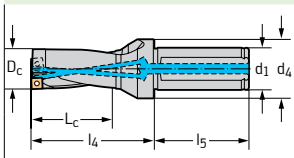

圆柱削平柄

牌号	D_c mm	L_c mm	l_4 mm	d_1 mm	kg	可转位 刀片数量	型号
D4120-02-51.00F40-P48	51	102	142	40	2,09	1 1	P484 . P-8R- .. P484 . C-8R- ..
D4120-02-52.00F40-P48	52	104	144	40	2,04	1 1	
D4120-02-53.00F40-P48	53	106	146	40	2,21	1 1	
D4120-02-54.00F40-P48	54	108	148	40	2,28	1 1	
D4120-02-55.00F40-P48	55	110	150	40	2,35	1 1	
D4120-02-56.00F40-P48	56	112	152	40	2,42	1 1	
D4120-02-57.00F40-P48	57	114	154	40	2,5	1 1	
D4120-02-58.00F40-P48	58	116	156	40	2,57	1 1	
D4120-02-59.00F40-P48	59	118	158	40	2,65	1 1	

刀体和备件包括在供货范围内

Assembly parts

	D_c [mm]	13,5–16	16,5–20	20,5–24	24,5–29	29,5–35	36–42	43–59
	可转位刀片锁紧螺钉 紧固力矩	FS2120 (T6IP) 0,4 Nm	FS2111 (T7IP) 0,9 Nm	FS1454 (T8IP) 1,2 Nm	FS1457 (T9IP) 2 Nm	FS2080 (T15IP) 2,5 Nm	FS1453 (T15IP) 3,5 Nm	FS1495 (T20IP) 5 Nm

Accessories

	D_c [mm]	13,5–16	16,5–20	20,5–24	24,5–29	29,5–42	43–59
	扭矩螺丝刀，模拟型	FS2001	FS2001	FS2001	FS2003	FS2003	FS2003
	扭矩螺丝刀，数显型			FS2248	FS2248	FS2248	FS2248
	可换扳手头	FS2085 (T6IP)	FS2011 (T7IP)	FS2012 (T8IP)	FS2013 (T9IP)	FS2014 (T15IP)	FS2015 (T20IP)
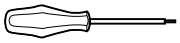	螺丝刀	FS2086 (T6IP)	FS2088 (T7IP)	FS1483 (T8IP)	FS1484 (T9IP)	FS1485 (T15IP)	FS1486 (T20IP)

可转位刀片钻头

D4120 mm



3×D_C | Z=1

B1

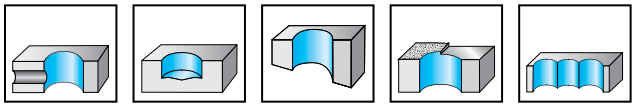

	P	M	K	N	S	H	O
D4120	●●	●●	●●	●●	●●		

刀具	牌号	D_c mm	L_c mm	l_4 mm	d_1 mm	kg	可转位 刀片数量	型号
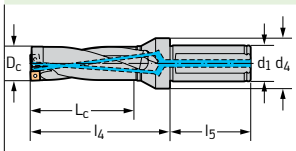 圆柱削平柄	D4120-03-13.50F20-P41	13,5	40,5	60,5	20	0,16	1 1	P484 . P-1R- .. P484 . C-1R- ..
	D4120-03-14.00F20-P41	14	42	62	20	0,17	1 1	
	D4120-03-14.50F20-P41	14,5	43,5	63,5	20	0,24	1 1	
	D4120-03-15.00F20-P41	15	45	65	20	0,2	1 1	
	D4120-03-15.50F20-P41	15,5	46,5	66,5	20	0,25	1 1	
	D4120-03-16.00F25-P41	16	48	73	25	0,38	1 1	
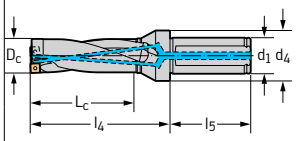 圆柱削平柄	D4120-03-16.50F25-P42	16,5	49,5	75	25	0,42	1 1	P484 . P-2R- .. P484 . C-2R- ..
	D4120-03-17.00F25-P42	17	51	76	25	0,35	1 1	
	D4120-03-17.50F25-P42	17,5	52,5	77,5	25	0,43	1 1	
	D4120-03-18.00F25-P42	18	54	79	25	0,44	1 1	
	D4120-03-18.50F25-P42	18,5	55,5	80,5	25	0,39	1 1	
	D4120-03-19.00F25-P42	19	57	82	25	0,45	1 1	
	D4120-03-19.50F25-P42	19,5	58,5	84	25	0,46	1 1	
	D4120-03-20.00F25-P42	20	60	85	25	0,46	1 1	
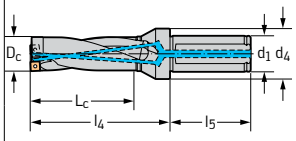 圆柱削平柄	D4120-03-20.50F25-P43	20,5	61,5	87	25	0,45	1 1	P484 . P-3R- .. P484 . C-3R- ..
	D4120-03-21.00F25-P43	21	63	88	25	0,39	1 1	
	D4120-03-21.50F25-P43	21,5	64,5	90	25	0,48	1 1	
	D4120-03-22.00F25-P43	22	66	91	25	0,48	1 1	
	D4120-03-22.50F25-P43	22,5	67,5	93	25	0,49	1 1	
	D4120-03-23.00F25-P43	23	69	94	25	0,52	1 1	
	D4120-03-23.50F25-P43	23,5	70,5	96	25	0,51	1 1	
	D4120-03-24.00F25-P43	24	72	97	25	0,52	1 1	

刀体和备件包括在供货范围内

Assembly parts

	D_c [mm]	13,5–16	16,5–20	20,5–24	24,5–29	29,5–35	36–42	43–59
	可转位刀片锁紧螺钉 紧固力矩	FS2120 (T6IP) 0,4 Nm	FS2111 (T7IP) 0,9 Nm	FS1454 (T8IP) 1,2 Nm	FS1457 (T9IP) 2 Nm	FS2080 (T15IP) 2,5 Nm	FS1453 (T15IP) 3,5 Nm	FS1495 (T20IP) 5 Nm

Accessories

	D_c [mm]	13,5–16	16,5–20	20,5–24	24,5–29	29,5–42	43–59
	扭矩螺丝刀，模拟型	FS2001	FS2001	FS2001	FS2003	FS2003	FS2003
	扭矩螺丝刀，数显型			FS2248	FS2248	FS2248	FS2248
	可换扳手头	FS2085 (T6IP)	FS2011 (T7IP)	FS2012 (T8IP)	FS2013 (T9IP)	FS2014 (T15IP)	FS2015 (T20IP)
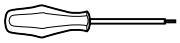	螺丝刀	FS2086 (T6IP)	FS2088 (T7IP)	FS1483 (T8IP)	FS1484 (T9IP)	FS1485 (T15IP)	FS1486 (T20IP)

可转位刀片钻头

D4120 mm



3×D_c | Z=1

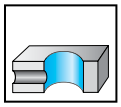
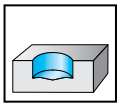
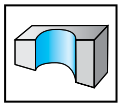
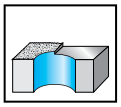
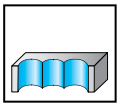

	P	M	K	N	S	H	O
D4120	●●	●●	●●	●●	●●		

刀具

牌号	D_c mm	L_c mm	l_4 mm	d_1 mm	kg	可转位 刀片数量	型号
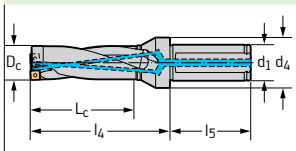 圆柱削平柄							
D4120-03-24.50F25-P44	24,5	73,5	99	25	0,52	1 1	P484 . P-4R- .. P484 . C-4R- ..
D4120-03-25.00F25-P44	25	75	100	25	0,43	1 1	
D4120-03-25.50F32-P44	25,5	76,5	109	32	0,83	1 1	
D4120-03-26.00F32-P44	26	78	110	32	0,84	1 1	
D4120-03-26.50F32-P44	26,5	79,5	112	32	0,84	1 1	
D4120-03-27.00F32-P44	27	81	113	32	0,85	1 1	
D4120-03-27.50F32-P44	27,5	82,5	115	32	0,87	1 1	
D4120-03-28.00F32-P44	28	84	116	32	0,89	1 1	
D4120-03-28.50F32-P44	28,5	85,5	118	32	0,91	1 1	
D4120-03-29.00F32-P44	29	87	119	32	0,92	1 1	
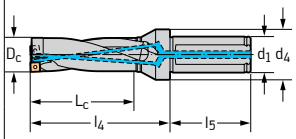 圆柱削平柄							
D4120-03-29.50F32-P45	29,5	88,5	121	32	0,93	1 1	P484 . P-5R- .. P484 . C-5R- ..
D4120-03-30.00F32-P45	30	90	122	32	0,94	1 1	
D4120-03-31.00F32-P45	31	93	125	32	0,95	1 1	
D4120-03-32.00F32-P45	32	96	128	32	1	1 1	
D4120-03-33.00F32-P45	33	99	131	32	1,03	1 1	
D4120-03-34.00F32-P45	34	102	134	32	1,07	1 1	
D4120-03-35.00F32-P45	35	105	137	32	1,12	1 1	

刀体和备件包括在供货范围内

Assembly parts

	D_c [mm]	13,5–16	16,5–20	20,5–24	24,5–29	29,5–35	36–42	43–59
	可转位刀片锁紧螺钉 紧固力矩	FS2120 (T6IP) 0,4 Nm	FS2111 (T7IP) 0,9 Nm	FS1454 (T8IP) 1,2 Nm	FS1457 (T9IP) 2 Nm	FS2080 (T15IP) 2,5 Nm	FS1453 (T15IP) 3,5 Nm	FS1495 (T20IP) 5 Nm

Accessories

	D_c [mm]	13,5–16	16,5–20	20,5–24	24,5–29	29,5–42	43–59
	扭矩螺丝刀，模拟型	FS2001	FS2001	FS2001	FS2003	FS2003	FS2003
	扭矩螺丝刀，数显型			FS2248	FS2248	FS2248	FS2248
	可换扳手头	FS2085 (T6IP)	FS2011 (T7IP)	FS2012 (T8IP)	FS2013 (T9IP)	FS2014 (T15IP)	FS2015 (T20IP)
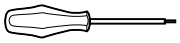	螺丝刀	FS2086 (T6IP)	FS2088 (T7IP)	FS1483 (T8IP)	FS1484 (T9IP)	FS1485 (T15IP)	FS1486 (T20IP)

可转位刀片钻头

D4120 mm



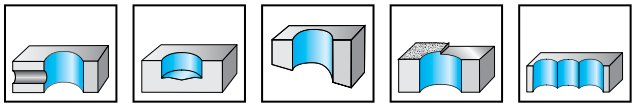

3×D_c | Z=1

	P	M	K	N	S	H	O
D4120	●●	●●	●●	●●	●●		

刀具

牌号	D_c mm	L_c mm	l_4 mm	d_1 mm	kg	可转位 刀片数量	型号
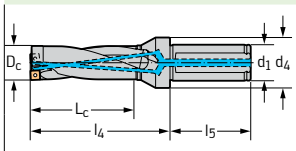 圆柱削平柄							
D4120-03-36.00F32-P46	36	108	140	32	1,02	1 1	P484 . P-6R- .. P484 . C-6R- ..
D4120-03-37.00F40-P46	37	111	151	40	1,68	1 1	
D4120-03-38.00F40-P46	38	114	154	40	1,17	1 1	
D4120-03-39.00F40-P46	39	117	157	40	1,76	1 1	
D4120-03-40.00F40-P46	40	120	160	40	1,82	1 1	
D4120-03-41.00F40-P46	41	123	163	40	1,88	1 1	
D4120-03-42.00F40-P46	42	126	166	40	1,94	1 1	
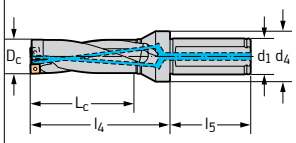 圆柱削平柄							
D4120-03-43.00F40-P47	43	129	169	40	1,98	1 1	P484 . P-7R- .. P484 . C-7R- ..
D4120-03-44.00F40-P47	44	132	172	40	2,03	1 1	
D4120-03-45.00F40-P47	45	135	175	40	2,11	1 1	
D4120-03-46.00F40-P47	46	138	178	40	2,17	1 1	
D4120-03-47.00F40-P47	47	141	181	40	2,25	1 1	
D4120-03-48.00F40-P47	48	144	184	40	2,34	1 1	
D4120-03-49.00F40-P47	49	147	187	40	2,41	1 1	
D4120-03-50.00F40-P47	50	150	190	40	2,5	1 1	

刀体和备件包括在供货范围内

Assembly parts

	D_c [mm]	13,5–16	16,5–20	20,5–24	24,5–29	29,5–35	36–42	43–59
	可转位刀片锁紧螺钉 紧固力矩	FS2120 (T6IP) 0,4 Nm	FS2111 (T7IP) 0,9 Nm	FS1454 (T8IP) 1,2 Nm	FS1457 (T9IP) 2 Nm	FS2080 (T15IP) 2,5 Nm	FS1453 (T15IP) 3,5 Nm	FS1495 (T20IP) 5 Nm

Accessories

	D_c [mm]	13,5–16	16,5–20	20,5–24	24,5–29	29,5–42	43–59
	扭矩螺丝刀，模拟型	FS2001	FS2001	FS2001	FS2003	FS2003	FS2003
	扭矩螺丝刀，数显型			FS2248	FS2248	FS2248	FS2248
	可换扳手头	FS2085 (T6IP)	FS2011 (T7IP)	FS2012 (T8IP)	FS2013 (T9IP)	FS2014 (T15IP)	FS2015 (T20IP)
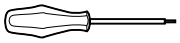	螺丝刀	FS2086 (T6IP)	FS2088 (T7IP)	FS1483 (T8IP)	FS1484 (T9IP)	FS1485 (T15IP)	FS1486 (T20IP)

可转位刀片钻头

D4120 mm



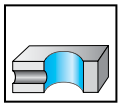
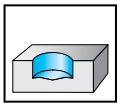
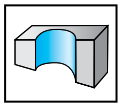
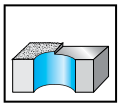
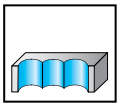

3×D_c | Z=1

	P	M	K	N	S	H	O
D4120	●●	●●	●●	●●	●●		

刀具

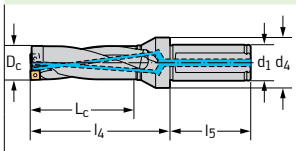

圆柱削平柄

牌号	D_c mm	L_c mm	l_4 mm	d_1 mm	kg	可转位 刀片数量	型号
D4120-03-51.00F40-P48	51	153	193	40	2,53	1 1	P484 . P-8R- .. P484 . C-8R- ..
D4120-03-52.00F40-P48	52	156	196	40	2,6	1 1	
D4120-03-53.00F40-P48	53	159	199	40	2,7	1 1	
D4120-03-54.00F40-P48	54	162	202	40	2,8	1 1	
D4120-03-55.00F40-P48	55	165	205	40	2,9	1 1	
D4120-03-56.00F40-P48	56	168	208	40	3	1 1	
D4120-03-57.00F40-P48	57	171	211	40	3,12	1 1	
D4120-03-58.00F40-P48	58	174	214	40	3,23	1 1	
D4120-03-59.00F40-P48	59	177	217	40	3,36	1 1	

刀体和备件包括在供货范围内

Assembly parts

	D_c [mm]	13,5–16	16,5–20	20,5–24	24,5–29	29,5–35	36–42	43–59
	可转位刀片锁紧螺钉 紧固力矩	FS2120 (T6IP) 0,4 Nm	FS2111 (T7IP) 0,9 Nm	FS1454 (T8IP) 1,2 Nm	FS1457 (T9IP) 2 Nm	FS2080 (T15IP) 2,5 Nm	FS1453 (T15IP) 3,5 Nm	FS1495 (T20IP) 5 Nm

Accessories

	D_c [mm]	13,5–16	16,5–20	20,5–24	24,5–29	29,5–42	43–59
	扭矩螺丝刀，模拟型	FS2001	FS2001	FS2001	FS2003	FS2003	FS2003
	扭矩螺丝刀，数显型			FS2248	FS2248	FS2248	FS2248
	可换扳手头	FS2085 (T6IP)	FS2011 (T7IP)	FS2012 (T8IP)	FS2013 (T9IP)	FS2014 (T15IP)	FS2015 (T20IP)
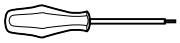	螺丝刀	FS2086 (T6IP)	FS2088 (T7IP)	FS1483 (T8IP)	FS1484 (T9IP)	FS1485 (T15IP)	FS1486 (T20IP)

可转位刀片钻头

D4120 mm



4×D_c | Z=1

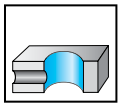
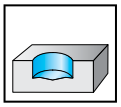
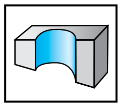
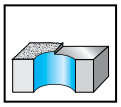
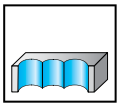

	P	M	K	N	S	H	O
D4120	●●	●	●●	●●	●		

刀具	牌号	D_c mm	L_c mm	l_4 mm	d_1 mm	kg	可转位 刀片数量	型号
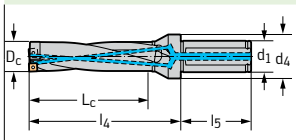 圆柱削平柄	D4120-04-17.00F25-P42	17	68	93	25	0,45	1 1	P484 . P-2R- .. P484 . C-2R- ..
	D4120-04-18.00F25-P42	18	72	97	25	0,46	1 1	
	D4120-04-19.00F25-P42	19	76	101	25	0,47	1 1	
	D4120-04-20.00F25-P42	20	80	105	25	0,49	1 1	
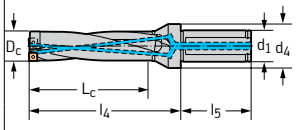 圆柱削平柄	D4120-04-21.00F25-P43	21	84	109	25	0,49	1 1	P484 . P-3R- .. P484 . C-3R- ..
	D4120-04-22.00F25-P43	22	88	113	25	0,53	1 1	
	D4120-04-23.00F25-P43	23	92	117	25	0,55	1 1	
	D4120-04-24.00F25-P43	24	96	121	25	0,57	1 1	
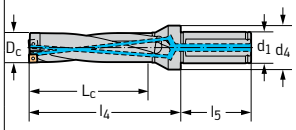 圆柱削平柄	D4120-04-25.00F25-P44	25	100	125	25	0,58	1 1	P484 . P-4R- .. P484 . C-4R- ..
	D4120-04-26.00F32-P44	26	104	136	32	0,89	1 1	
	D4120-04-27.00F32-P44	27	108	140	32	0,93	1 1	
	D4120-04-28.00F32-P44	28	112	144	32	0,96	1 1	
	D4120-04-29.00F32-P44	29	116	148	32	1	1 1	
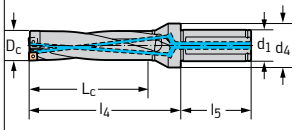 圆柱削平柄	D4120-04-30.00F32-P45	30	120	152	32	1,02	1 1	P484 . P-5R- .. P484 . C-5R- ..
	D4120-04-31.00F32-P45	31	124	156	32	1,07	1 1	
	D4120-04-32.00F32-P45	32	128	160	32	1,1	1 1	
	D4120-04-33.00F32-P45	33	132	164	32	1,17	1 1	
	D4120-04-34.00F32-P45	34	136	168	32	1,18	1 1	
	D4120-04-35.00F32-P45	35	140	172	32	1,28	1 1	

Assembly parts

	D_c [mm]	17–20	21–24	25–29	30–35	36–42	43–59
	可转位刀片锁紧螺钉 紧固力矩	FS2111 (T7IP) 0,9 Nm	FS1454 (T8IP) 1,2 Nm	FS1457 (T9IP) 2 Nm	FS2080 (T15IP) 2,5 Nm	FS1453 (T15IP) 3,5 Nm	FS1495 (T20IP) 5 Nm

Accessories

	D_c [mm]	17–20	21–24	25–29	30–42	43–59
	扭矩螺丝刀，模拟型	FS2001	FS2001	FS2003	FS2003	FS2003
	扭矩螺丝刀，数显型		FS2248	FS2248	FS2248	FS2248
	可换扳手头	FS2011 (T7IP)	FS2012 (T8IP)	FS2013 (T9IP)	FS2014 (T15IP)	FS2015 (T20IP)
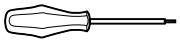	螺丝刀	FS2088 (T7IP)	FS1483 (T8IP)	FS1484 (T9IP)	FS1485 (T15IP)	FS1486 (T20IP)

可转位刀片钻头

D4120 mm



4×D_c | Z=1

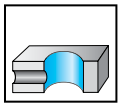
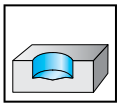
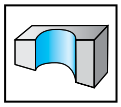
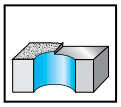
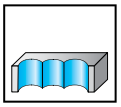

	P	M	K	N	S	H	O
D4120	●●	●	●●	●●	●		

刀具	牌号	D_c mm	L_c mm	l_4 mm	d_1 mm	kg	可转位 刀片数量	型号
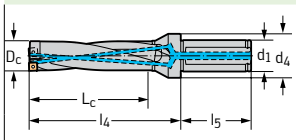 圆柱削平柄	D4120-04-36.00F32-P46	36	144	176	32	1,26	1 1	P484 . P-6R- .. P484 . C-6R- ..
	D4120-04-37.00F40-P46	37	148	188	40	1,82	1 1	
	D4120-04-38.00F40-P46	38	152	192	40	1,19	1 1	
	D4120-04-39.00F40-P46	39	156	196	40	1,96	1 1	
	D4120-04-40.00F40-P46	40	160	200	40	2,04	1 1	
	D4120-04-41.00F40-P46	41	164	204	40	2,21	1 1	
	D4120-04-42.00F40-P46	42	168	208	40	2,2	1 1	
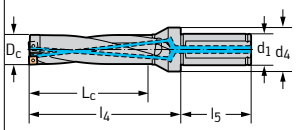 圆柱削平柄	D4120-04-43.00F40-P47	43	172	212	40	2,23	1 1	P484 . P-7R- .. P484 . C-7R- ..
	D4120-04-44.00F40-P47	44	176	216	40	2,32	1 1	
	D4120-04-45.00F40-P47	45	180	220	40	2,4	1 1	
	D4120-04-46.00F40-P47	46	184	224	40	2,5	1 1	
	D4120-04-47.00F40-P47	47	188	228	40	2,62	1 1	
	D4120-04-48.00F40-P47	48	192	232	40	2,7	1 1	
	D4120-04-49.00F40-P47	49	196	236	40	2,84	1 1	
	D4120-04-50.00F40-P47	50	200	240	40	2,95	1 1	
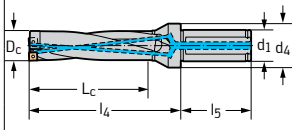 圆柱削平柄	D4120-04-51.00F40-P48	51	204	244	40	2,98	1 1	P484 . P-8R- .. P484 . C-8R- ..
	D4120-04-52.00F40-P48	52	208	248	40	3,11	1 1	
	D4120-04-53.00F40-P48	53	212	252	40	3,25	1 1	
	D4120-04-54.00F40-P48	54	216	256	40	3,32	1 1	
	D4120-04-55.00F40-P48	55	220	260	40	3,44	1 1	
	D4120-04-56.00F40-P48	56	224	264	40	3,6	1 1	
	D4120-04-57.00F40-P48	57	228	268	40	3,8	1 1	
	D4120-04-58.00F40-P48	58	232	272	40	3,97	1 1	
	D4120-04-59.00F40-P48	59	236	276	40	4,09	1 1	

Assembly parts

	D_c [mm]	17–20	21–24	25–29	30–35	36–42	43–59
	可转位刀片锁紧螺钉 紧固力矩	FS2111 (T7IP) 0,9 Nm	FS1454 (T8IP) 1,2 Nm	FS1457 (T9IP) 2 Nm	FS2080 (T15IP) 2,5 Nm	FS1453 (T15IP) 3,5 Nm	FS1495 (T20IP) 5 Nm

Accessories

	D_c [mm]	17–20	21–24	25–29	30–42	43–59
	扭矩螺丝刀，模拟型	FS2001	FS2001	FS2003	FS2003	FS2003
	扭矩螺丝刀，数显型		FS2248	FS2248	FS2248	FS2248
	可换扳手头	FS2011 (T7IP)	FS2012 (T8IP)	FS2013 (T9IP)	FS2014 (T15IP)	FS2015 (T20IP)
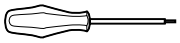	螺丝刀	FS2088 (T7IP)	FS1483 (T8IP)	FS1484 (T9IP)	FS1485 (T15IP)	FS1486 (T20IP)

可转位刀片钻头

D4120 mm



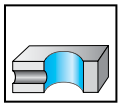
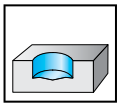
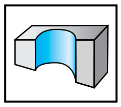
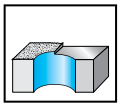
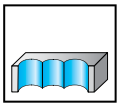

5×D_c | Z=1

	P	M	K	N	S	H	O
D4120	●●		●●	●●			

刀具 牌号	D_c mm	L_c mm	l_4 mm	d_1 mm	kg	可转位 刀片数量	型号
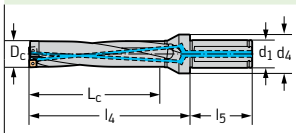 圆柱削平柄	D4120-05-17.00F25-P42	17	85	110	25	0,39	1 1	P484 . P-2R- .. P484 . C-2R- ..
	D4120-05-18.00F25-P42	18	90	115	25	0,47	1 1	
	D4120-05-19.00F25-P42	19	95	120	25	0,49	1 1	
	D4120-05-20.00F25-P42	20	100	125	25	0,51	1 1	
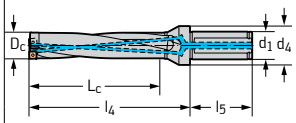 圆柱削平柄	D4120-05-21.00F25-P43	21	105	130	25	0,45	1 1	P484 . P-3R- .. P484 . C-3R- ..
	D4120-05-22.00F25-P43	22	110	135	25	0,58	1 1	
	D4120-05-23.00F25-P43	23	115	140	25	0,62	1 1	
	D4120-05-24.00F25-P43	24	120	145	25	0,63	1 1	
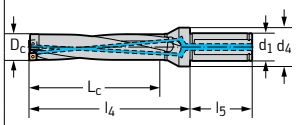 圆柱削平柄	D4120-05-25.00F25-P44	25	125	150	25	0,54	1 1	P484 . P-4R- .. P484 . C-4R- ..
	D4120-05-26.00F32-P44	26	130	162	32	0,95	1 1	
	D4120-05-27.00F32-P44	27	135	167	32	1	1 1	
	D4120-05-28.00F32-P44	28	140	172	32	1,03	1 1	
	D4120-05-29.00F32-P44	29	145	177	32	1,1	1 1	
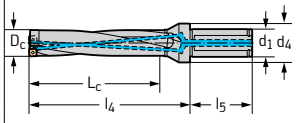 圆柱削平柄	D4120-05-30.00F32-P45	30	150	182	32	1,01	1 1	P484 . P-5R- .. P484 . C-5R- ..
	D4120-05-31.00F32-P45	31	155	187	32	1,18	1 1	
	D4120-05-32.00F32-P45	32	160	192	32	1,23	1 1	
	D4120-05-33.00F32-P45	33	165	197	32	1,3	1 1	
	D4120-05-34.00F32-P45	34	170	202	32	1,37	1 1	
	D4120-05-35.00F32-P45	35	175	207	32	1,45	1 1	

Assembly parts

	D_c [mm]	17–20	21–24	25–29	30–35	36–42	43–59
	可转位刀片锁紧螺钉 紧固力矩	FS2111 (T7IP) 0,9 Nm	FS1454 (T8IP) 1,2 Nm	FS1457 (T9IP) 2 Nm	FS2080 (T15IP) 2,5 Nm	FS1453 (T15IP) 3,5 Nm	FS1495 (T20IP) 5 Nm

Accessories

	D_c [mm]	17–20	21–24	25–29	30–42	43–59
	扭矩螺丝刀，模拟型	FS2001	FS2001	FS2003	FS2003	FS2003
	扭矩螺丝刀，数显型		FS2248	FS2248	FS2248	FS2248
	可换扳手头	FS2011 (T7IP)	FS2012 (T8IP)	FS2013 (T9IP)	FS2014 (T15IP)	FS2015 (T20IP)
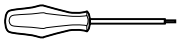	螺丝刀	FS2088 (T7IP)	FS1483 (T8IP)	FS1484 (T9IP)	FS1485 (T15IP)	FS1486 (T20IP)

可转位刀片钻头

D4120 mm



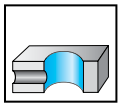
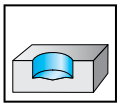
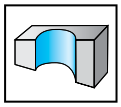
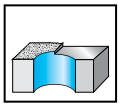
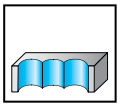

5×D_c | Z=1

	P	M	K	N	S	H	O
D4120	●●		●●	●●			

刀具	牌号	D_c mm	L_c mm	l_4 mm	d_1 mm	kg	可转位 刀片数量	型号
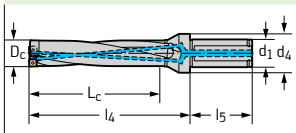 圆柱削平柄	D4120-05-36.00F32-P46	36	180	212	32	1,32	1 1	P484 . P-6R- .. P484 . C-6R- ..
	D4120-05-37.00F40-P46	37	185	225	40	1,45	1 1	
	D4120-05-38.00F40-P46	38	190	230	40	2,02	1 1	
	D4120-05-39.00F40-P46	39	195	235	40	2,09	1 1	
	D4120-05-40.00F40-P46	40	200	240	40	2,17	1 1	
	D4120-05-41.00F40-P46	41	205	245	40	2,35	1 1	
	D4120-05-42.00F40-P46	42	210	250	40	2,45	1 1	
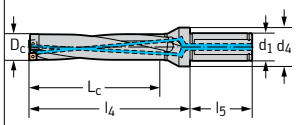 圆柱削平柄	D4120-05-43.00F40-P47	43	215	255	40	2,54	1 1	P484 . P-7R- .. P484 . C-7R- ..
	D4120-05-44.00F40-P47	44	220	260	40	2,65	1 1	
	D4120-05-45.00F40-P47	45	225	265	40	2,75	1 1	
	D4120-05-46.00F40-P47	46	230	270	40	2,87	1 1	
	D4120-05-47.00F40-P47	47	235	275	40	2,99	1 1	
	D4120-05-48.00F40-P47	48	240	280	40	3,08	1 1	
	D4120-05-49.00F40-P47	49	245	285	40	3,26	1 1	
	D4120-05-50.00F40-P47	50	250	290	40	3,39	1 1	
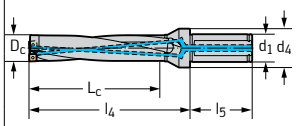 圆柱削平柄	D4120-05-51.00F40-P48	51	255	295	40	3,45	1 1	P484 . P-8R- .. P484 . C-8R- ..
	D4120-05-52.00F40-P48	52	260	300	40	3,61	1 1	
	D4120-05-53.00F40-P48	53	265	305	40	3,74	1 1	
	D4120-05-54.00F40-P48	54	270	310	40	3,86	1 1	
	D4120-05-55.00F40-P48	55	275	315	40	4,07	1 1	
	D4120-05-56.00F40-P48	56	280	320	40	4,22	1 1	
	D4120-05-57.00F40-P48	57	285	325	40	4,2	1 1	
	D4120-05-58.00F40-P48	58	290	330	40	4,39	1 1	
	D4120-05-59.00F40-P48	59	295	335	40	4,8	1 1	

Assembly parts

	D_c [mm]	17–20	21–24	25–29	30–35	36–42	43–59
	可转位刀片锁紧螺钉 紧固力矩	FS2111 (T7IP) 0,9 Nm	FS1454 (T8IP) 1,2 Nm	FS1457 (T9IP) 2 Nm	FS2080 (T15IP) 2,5 Nm	FS1453 (T15IP) 3,5 Nm	FS1495 (T20IP) 5 Nm

Accessories

	D_c [mm]	17–20	21–24	25–29	30–42	43–59
	扭矩螺丝刀，模拟型	FS2001	FS2001	FS2003	FS2003	FS2003
	扭矩螺丝刀，数显型		FS2248	FS2248	FS2248	FS2248
	可换扳手头	FS2011 (T7IP)	FS2012 (T8IP)	FS2013 (T9IP)	FS2014 (T15IP)	FS2015 (T20IP)
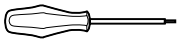	螺丝刀	FS2088 (T7IP)	FS1483 (T8IP)	FS1484 (T9IP)	FS1485 (T15IP)	FS1486 (T20IP)

可转位刀片钻头

D4120 inch



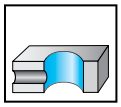
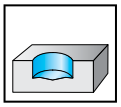
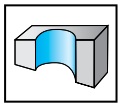
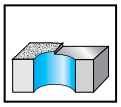
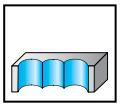

2×D_c | Z=1

	P	M	K	N	S	H	O
D4120	●●	●●	●●	●●	●●		

刀具 牌号	D_c inch	L_c inch	l_4 inch	d_1 inch	lbs	可转位 刀片数量	型号
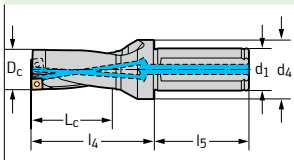 圆柱削平柄							
D4120.02-13.49F19-P41	0,531	1,062	1,849	0,750	0,009	1 1	P484 . P-1R- .. P484 . C-1R- ..
D4120.02-13.89F19-P41	0,547	1,094	1,881	0,750	0,009	1 1	
D4120.02-14.27F19-P41	0,562	1,124	1,911	0,750	0,009	1 1	
D4120.02-14.68F19-P41	0,578	1,156	1,943	0,750	0,009	1 1	
D4120.02-15.09F19-P41	0,594	1,188	1,975	0,750	0,009	1 1	
D4120.02-15.47F19-P41	0,609	1,218	2,005	0,750	0,009	1 1	
D4120.02-15.88F19-P41	0,625	1,250	2,037	0,750	0,010	1 1	
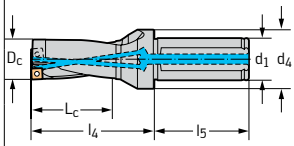 圆柱削平柄							
D4120.02-16.66F26-P42	0,656	1,312	2,310	1,000	0,016	1 1	P484 . P-2R- .. P484 . C-2R- ..
D4120.02-17.04F26-P42	0,671	1,342	2,34	1,000	0,017	1 1	
D4120.02-17.45F26-P42	0,687	1,374	2,37	1,000	0,014	1 1	
D4120.02-17.86F26-P42	0,703	1,406	2,410	1,000	0,017	1 1	
D4120.02-18.24F26-P42	0,718	1,436	2,44	1,000	0,017	1 1	
D4120.02-19.05F26-P42	0,750	1,500	2,500	1,000	0,018	1 1	
D4120.02-19.43F26-P42	0,765	1,530	2,530	1,000	0,017	1 1	
D4120.02-19.84F26-P42	0,781	1,562	2,560	1,000	0,016	1 1	
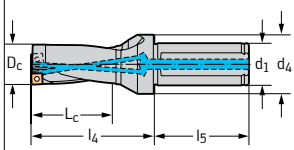 圆柱削平柄							
D4120.02-20.62F26-P43	0,812	1,624	2,62	1,000	0,002	1 1	P484 . P-3R- .. P484 . C-3R- ..
D4120.02-21.41F26-P43	0,843	1,686	2,69	1,000	0,018	1 1	
D4120.02-22.23F31-P43	0,875	1,750	2,880	1,250	0,026	1 1	
D4120.02-23.01F31-P43	0,906	1,812	2,94	1,250	0,026	1 1	
D4120.02-23.39F31-P43	0,921	1,842	2,97	1,250	0,026	1 1	
D4120.02-23.80F31-P43	0,937	1,874	3,000	1,250	0,026	1 1	

刀体和备件包括在供货范围内

Assembly parts

	D_c [mm]	0,53–0,62	0,66–0,78	0,81–0,94	0,97–1,12	1,17–1,38	1,42–1,62	1,69–2,25
	可转位刀片锁紧螺钉 紧固力矩	FS2120 (T6IP) 0,4 Nm	FS2111 (T7IP) 0,9 Nm	FS1454 (T8IP) 1,2 Nm	FS1457 (T9IP) 2 Nm	FS2080 (T15IP) 2,5 Nm	FS1453 (T15IP) 3,5 Nm	FS1495 (T20IP) 5 Nm

Accessories

	D_c [mm]	0,53–0,62	0,66–0,78	0,81–0,94	0,97–1,12	1,17–1,62	1,69–2,25
	扭矩螺丝刀，模拟型	FS2002	FS2002	FS2002	FS2004	FS2004	FS2004
	扭矩螺丝刀，数显型			FS2248	FS2248	FS2248	FS2248
	可换扳手头	FS2085 (T6IP)	FS2011 (T7IP)	FS2012 (T8IP)	FS2013 (T9IP)	FS2014 (T15IP)	FS2015 (T20IP)
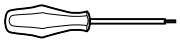	螺丝刀	FS2086 (T6IP)	FS2088 (T7IP)	FS1483 (T8IP)	FS1484 (T9IP)	FS1485 (T15IP)	FS1486 (T20IP)

可转位刀片钻头

D4120 inch



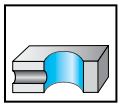
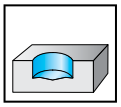
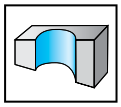
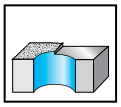
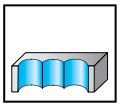

2×D_c | Z=1

	P	M	K	N	S	H	O
D4120	●●	●●	●●	●●	●●		

刀具	牌号	D_c inch	L_c inch	l_4 inch	d_1 inch	lbs	可转位 刀片数量	型号
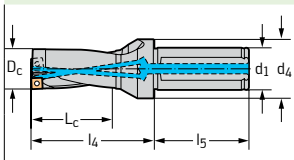 圆柱削平柄	D4120.02-24.59F31-P44	0,968	1,936	3,07	1,250	0,028	1 1	P484 . P-4R- .. P484 . C-4R- ..
	D4120.02-24.99F31-P44	0,984	1,968	3,100	1,250	0,028	1 1	
	D4120.02-25.40F31-P44	1,000	2,000	3,130	1,250	0,028	1 1	
	D4120.02-26.57F31-P44	1,046	2,092	3,22	1,250	0,028	1 1	
	D4120.02-26.97F31-P44	1,062	2,124	3,250	1,250	0,029	1 1	
	D4120.02-28.17F31-P44	1,109	2,218	3,350	1,250	0,030	1 1	
	D4120.02-28.58F31-P44	1,125	2,250	3,380	1,250	0,03	1 1	
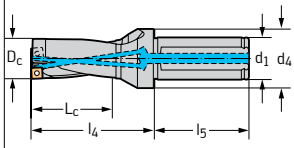 圆柱削平柄	D4120.02-29.74F31-P45	1,171	2,342	3,47	1,250	0,03	1 1	P484 . P-5R- .. P484 . C-5R- ..
	D4120.02-30.15F31-P45	1,187	2,374	3,500	1,250	0,031	1 1	
	D4120.02-31.75F31-P45	1,250	2,500	3,630	1,250	0,032	1 1	
	D4120.02-33.32F31-P45	1,312	2,624	3,750	1,250	0,034	1 1	
	D4120.02-34.11F31-P45	1,343	2,686	3,82	1,250	0,035	1 1	
	D4120.02-34.93F31-P45	1,375	2,750	3,880	1,250	0,036	1 1	
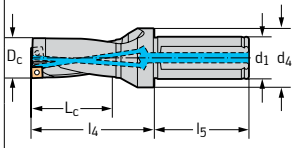 圆柱削平柄	D4120.02-36.09F31-P46	1,421	2,842	3,97	1,250	0,035	1 1	P484 . P-6R- .. P484 . C-6R- ..
	D4120.02-36.50F38-P46	1,437	2,874	4,250	1,500	0,051	1 1	
	D4120.02-38.10F38-P46	1,500	3,000	4,380	1,500	0,052	1 1	
	D4120.02-39.67F38-P46	1,562	3,124	4,500	1,500	0,053	1 1	
	D4120.02-41.28F38-P46	1,625	3,250	4,630	1,500	0,055	1 1	
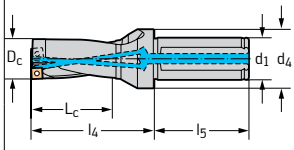 圆柱削平柄	D4120.02-42.85F38-P47	1,687	3,374	4,750	1,500	0,054	1 1	P484 . P-7R- .. P484 . C-7R- ..
	D4120.02-44.45F38-P47	1,750	3,500	4,880	1,500	0,057	1 1	
	D4120.02-46.02F38-P47	1,812	3,624	5,000	1,500	0,059	1 1	
	D4120.02-47.63F38-P47	1,875	3,750	5,130	1,500	0,062	1 1	
	D4120.02-49.20F38-P47	1,937	3,874	5,250	1,500	0,066	1 1	

刀体和备件包括在供货范围内

Assembly parts

	D_c [mm]	0,53–0,62	0,66–0,78	0,81–0,94	0,97–1,12	1,17–1,38	1,42–1,62	1,69–2,25
	可转位刀片锁紧螺钉 紧固力矩	FS2120 (T6IP) 0,4 Nm	FS2111 (T7IP) 0,9 Nm	FS1454 (T8IP) 1,2 Nm	FS1457 (T9IP) 2 Nm	FS2080 (T15IP) 2,5 Nm	FS1453 (T15IP) 3,5 Nm	FS1495 (T20IP) 5 Nm

Accessories

	D_c [mm]	0,53–0,62	0,66–0,78	0,81–0,94	0,97–1,12	1,17–1,62	1,69–2,25
	扭矩螺丝刀，模拟型	FS2002	FS2002	FS2002	FS2004	FS2004	FS2004
	扭矩螺丝刀，数显型			FS2248	FS2248	FS2248	FS2248
	可换扳手头	FS2085 (T6IP)	FS2011 (T7IP)	FS2012 (T8IP)	FS2013 (T9IP)	FS2014 (T15IP)	FS2015 (T20IP)
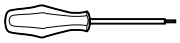	螺丝刀	FS2086 (T6IP)	FS2088 (T7IP)	FS1483 (T8IP)	FS1484 (T9IP)	FS1485 (T15IP)	FS1486 (T20IP)

可转位刀片钻头

D4120 inch



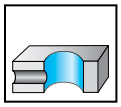
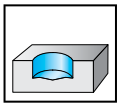
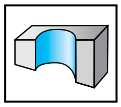
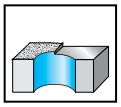
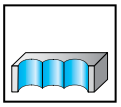

2×D_c | Z=1

	P	M	K	N	S	H	O
D4120	●●	●●	●●	●●	●●		

刀具

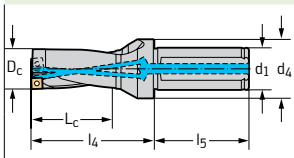

圆柱削平柄

牌号	D_c inch	L_c inch	l_4 inch	d_1 inch	lbs	可转位 刀片数量	型号
D4120.02-50.80F51-P48	2,000	4,000	5,62	2,000	0,106	1 1	P484 . P-8R- .. P484 . C-8R- ..
D4120.02-52.37F51-P48	2,062	4,124	5,74	2,000	0,11	1 1	
D4120.02-53.98F51-P48	2,125	4,250	5,87	2,000	0,115	1 1	
D4120.02-55.55F51-P48	2,187	4,374	5,99	2,000	0,119	1 1	
D4120.02-57.15F51-P48	2,250	4,500	6,12	2,000	0,124	1 1	

刀体和备件包括在供货范围内

Assembly parts

	D_c [mm]	0,53–0,62	0,66–0,78	0,81–0,94	0,97–1,12	1,17–1,38	1,42–1,62	1,69–2,25
	可转位刀片锁紧螺钉 紧固力矩	FS2120 (T6IP) 0,4 Nm	FS2111 (T7IP) 0,9 Nm	FS1454 (T8IP) 1,2 Nm	FS1457 (T9IP) 2 Nm	FS2080 (T15IP) 2,5 Nm	FS1453 (T15IP) 3,5 Nm	FS1495 (T20IP) 5 Nm

Accessories

	D_c [mm]	0,53–0,62	0,66–0,78	0,81–0,94	0,97–1,12	1,17–1,62	1,69–2,25
	扭矩螺丝刀，模拟型	FS2002	FS2002	FS2002	FS2004	FS2004	FS2004
	扭矩螺丝刀，数显型			FS2248	FS2248	FS2248	FS2248
	可换扳手头	FS2085 (T6IP)	FS2011 (T7IP)	FS2012 (T8IP)	FS2013 (T9IP)	FS2014 (T15IP)	FS2015 (T20IP)
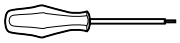	螺丝刀	FS2086 (T6IP)	FS2088 (T7IP)	FS1483 (T8IP)	FS1484 (T9IP)	FS1485 (T15IP)	FS1486 (T20IP)

可转位刀片钻头

D4120 inch



3×D_c | Z=1

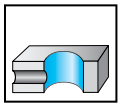
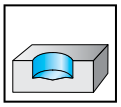
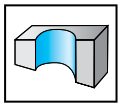
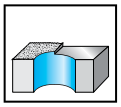
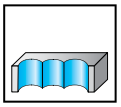

	P	M	K	N	S	H	O
D4120	●●	●●	●●	●●	●●		

刀具	牌号	D_c inch	L_c inch	l_4 inch	d_1 inch	lbs	可转位 刀片数量	型号
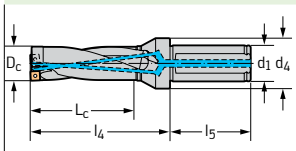 圆柱削平柄	D4120.03-13.49F19-P41	0,531	1,593	2,380	0,750	0,007	1 1	P484 . P-1R- .. P484 . C-1R- ..
	D4120.03-13.89F19-P41	0,547	1,641	2,428	0,750	0,007	1 1	
	D4120.03-14.27F19-P41	0,562	1,686	2,473	0,750	0,009	1 1	
	D4120.03-14.68F19-P41	0,578	1,734	2,521	0,750	0,010	1 1	
	D4120.03-15.09F19-P41	0,594	1,782	2,569	0,750	0,008	1 1	
	D4120.03-15.47F19-P41	0,609	1,827	2,614	0,750	0,008	1 1	
	D4120.03-15.88F19-P41	0,625	1,875	2,662	0,750	0,01	1 1	
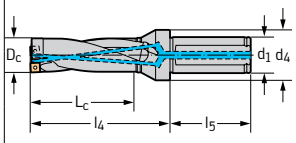 圆柱削平柄	D4120.03-16.66F26-P42	0,656	1,968	2,97	1,000	0,017	1 1	P484 . P-2R- .. P484 . C-2R- ..
	D4120.03-17.04F26-P42	0,671	2,013	3,010	1,000	0,016	1 1	
	D4120.03-17.45F26-P42	0,687	2,061	3,060	1,000	0,016	1 1	
	D4120.03-17.86F26-P42	0,703	2,109	3,110	1,000	0,016	1 1	
	D4120.03-18.24F26-P42	0,718	2,154	3,150	1,000	0,017	1 1	
	D4120.03-19.05F26-P42	0,750	2,250	3,250	1,000	0,018	1 1	
	D4120.03-19.43F26-P42	0,765	2,295	3,300	1,000	0,017	1 1	
	D4120.03-19.84F26-P42	0,781	2,343	3,34	1,000	0,019	1 1	
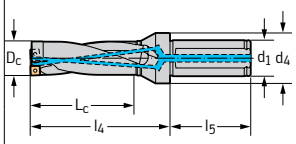 圆柱削平柄	D4120.03-20.62F26-P43	0,812	2,436	3,44	1,000	0,019	1 1	P484 . P-3R- .. P484 . C-3R- ..
	D4120.03-21.41F26-P43	0,843	2,529	3,530	1,000	0,019	1 1	
	D4120.03-22.23F31-P43	0,875	2,625	3,760	1,250	0,028	1 1	
	D4120.03-23.01F31-P43	0,906	2,718	3,850	1,250	0,028	1 1	
	D4120.03-23.39F31-P43	0,921	2,763	3,89	1,250	0,027	1 1	
	D4120.03-23.80F31-P43	0,937	2,811	3,94	1,250	0,027	1 1	

刀体和备件包括在供货范围内

Assembly parts

	D_c [mm]	0,53–0,62	0,66–0,78	0,81–0,94	0,97–1,12	1,17–1,38	1,42–1,62	1,69–2,25
	可转位刀片锁紧螺钉 紧固力矩	FS2120 (T6IP) 0,4 Nm	FS2111 (T7IP) 0,9 Nm	FS1454 (T8IP) 1,2 Nm	FS1457 (T9IP) 2 Nm	FS2080 (T15IP) 2,5 Nm	FS1453 (T15IP) 3,5 Nm	FS1495 (T20IP) 5 Nm

Accessories

	D_c [mm]	0,53–0,62	0,66–0,78	0,81–0,94	0,97–1,12	1,17–1,62	1,69–2,25
	扭矩螺丝刀，模拟型	FS2002	FS2002	FS2002	FS2004	FS2004	FS2004
	扭矩螺丝刀，数显型			FS2248	FS2248	FS2248	FS2248
	可换扳手头	FS2085 (T6IP)	FS2011 (T7IP)	FS2012 (T8IP)	FS2013 (T9IP)	FS2014 (T15IP)	FS2015 (T20IP)
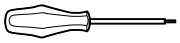	螺丝刀	FS2086 (T6IP)	FS2088 (T7IP)	FS1483 (T8IP)	FS1484 (T9IP)	FS1485 (T15IP)	FS1486 (T20IP)

可转位刀片钻头

D4120 inch



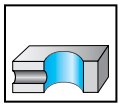
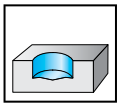
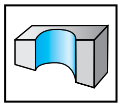
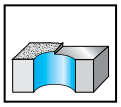
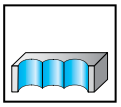

3×D_c | Z=1

	P	M	K	N	S	H	O
D4120	●●	●●	●●	●●	●●		

刀具	牌号	D_c inch	L_c inch	l_4 inch	d_1 inch	lbs	可转位 刀片数量	型号
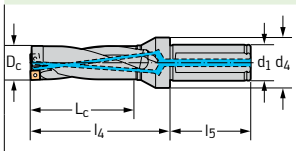 圆柱削平柄	D4120.03-24.59F31-P44	0,968	2,904	4,030	1,250	0,026	1 1	P484 . P-4R- .. P484 . C-4R- ..
	D4120.03-24.99F31-P44	0,984	2,952	4,080	1,250	0,027	1 1	
	D4120.03-25.40F31-P44	1,000	3,000	4,130	1,250	0,030	1 1	
	D4120.03-26.57F31-P44	1,046	3,138	4,27	1,250	0,028	1 1	
	D4120.03-26.97F31-P44	1,062	3,186	4,32	1,250	0,031	1 1	
	D4120.03-28.17F31-P44	1,109	3,327	4,460	1,250	0,031	1 1	
	D4120.03-28.58F31-P44	1,125	3,375	4,510	1,250	0,033	1 1	
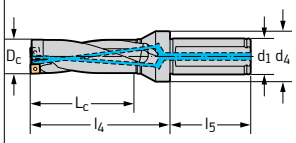 圆柱削平柄	D4120.03-29.74F31-P45	1,171	3,513	4,64	1,250	0,031	1 1	P484 . P-5R- .. P484 . C-5R- ..
	D4120.03-30.15F31-P45	1,187	3,561	4,69	1,250	0,033	1 1	
	D4120.03-31.75F31-P45	1,250	3,750	4,880	1,250	0,037	1 1	
	D4120.03-33.32F31-P45	1,312	3,936	5,07	1,250	0,039	1 1	
	D4120.03-34.11F31-P45	1,343	4,029	5,160	1,250	0,039	1 1	
	D4120.03-34.93F31-P45	1,375	4,125	5,260	1,250	0,042	1 1	
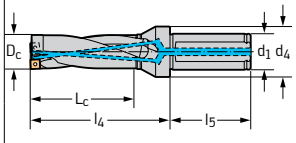 圆柱削平柄	D4120.03-36.09F31-P46	1,421	4,263	5,39	1,250	0,041	1 1	P484 . P-6R- .. P484 . C-6R- ..
	D4120.03-36.50F38-P46	1,437	4,311	5,69	1,500	0,055	1 1	
	D4120.03-38.10F38-P46	1,500	4,500	5,880	1,500	0,06	1 1	
	D4120.03-39.67F38-P46	1,562	4,686	6,07	1,500	0,062	1 1	
	D4120.03-41.28F38-P46	1,625	4,875	6,260	1,500	0,063	1 1	
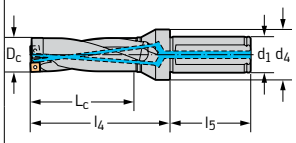 圆柱削平柄	D4120.03-42.85F38-P47	1,687	5,061	6,44	1,500	0,066	1 1	P484 . P-7R- .. P484 . C-7R- ..
	D4120.03-44.45F38-P47	1,750	5,250	6,630	1,500	0,070	1 1	
	D4120.03-46.02F38-P47	1,812	5,436	6,82	1,500	0,074	1 1	
	D4120.03-47.63F38-P47	1,875	5,625	7,010	1,500	0,079	1 1	
	D4120.03-49.20F38-P47	1,937	5,811	7,19	1,500	0,084	1 1	

刀体和备件包括在供货范围内

Assembly parts

	D_c [mm]	0,53–0,62	0,66–0,78	0,81–0,94	0,97–1,12	1,17–1,38	1,42–1,62	1,69–2,25
	可转位刀片锁紧螺钉 紧固力矩	FS2120 (T6IP) 0,4 Nm	FS2111 (T7IP) 0,9 Nm	FS1454 (T8IP) 1,2 Nm	FS1457 (T9IP) 2 Nm	FS2080 (T15IP) 2,5 Nm	FS1453 (T15IP) 3,5 Nm	FS1495 (T20IP) 5 Nm

Accessories

	D_c [mm]	0,53–0,62	0,66–0,78	0,81–0,94	0,97–1,12	1,17–1,62	1,69–2,25
	扭矩螺丝刀，模拟型	FS2002	FS2002	FS2002	FS2004	FS2004	FS2004
	扭矩螺丝刀，数显型			FS2248	FS2248	FS2248	FS2248
	可换扳手头	FS2085 (T6IP)	FS2011 (T7IP)	FS2012 (T8IP)	FS2013 (T9IP)	FS2014 (T15IP)	FS2015 (T20IP)
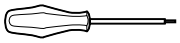	螺丝刀	FS2086 (T6IP)	FS2088 (T7IP)	FS1483 (T8IP)	FS1484 (T9IP)	FS1485 (T15IP)	FS1486 (T20IP)

可转位刀片钻头

D4120 inch



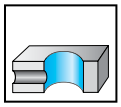
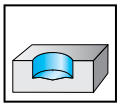
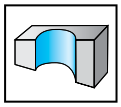
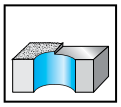
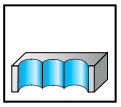

3×D_c | Z=1

	P	M	K	N	S	H	O
D4120	●●	●●	●●	●●	●●		

刀具

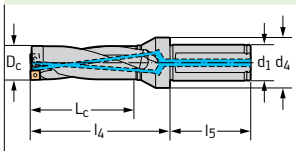

圆柱削平柄

牌号	D_c inch	L_c inch	l_4 inch	d_1 inch	lbs	可转位 刀片数量	型号
D4120.03-50.80F51-P48	2,000	6,000	7,62	2,000	0,125	1 1	P484 . P-8R- .. P484 . C-8R- ..
D4120.03-52.37F51-P48	2,062	6,186	7,810	2,000	0,131	1 1	
D4120.03-53.98F51-P48	2,125	6,375	8,000	2,000	0,137	1 1	
D4120.03-55.55F51-P48	2,187	6,561	8,180	2,000	0,144	1 1	
D4120.03-57.15F51-P48	2,250	6,750	8,37	2,000	0,152	1 1	

刀体和备件包括在供货范围内

Assembly parts

	D_c [mm]	0,53–0,62	0,66–0,78	0,81–0,94	0,97–1,12	1,17–1,38	1,42–1,62	1,69–2,25
	可转位刀片锁紧螺钉 紧固力矩	FS2120 (T6IP) 0,4 Nm	FS2111 (T7IP) 0,9 Nm	FS1454 (T8IP) 1,2 Nm	FS1457 (T9IP) 2 Nm	FS2080 (T15IP) 2,5 Nm	FS1453 (T15IP) 3,5 Nm	FS1495 (T20IP) 5 Nm

Accessories

	D_c [mm]	0,53–0,62	0,66–0,78	0,81–0,94	0,97–1,12	1,17–1,62	1,69–2,25
	扭矩螺丝刀，模拟型	FS2002	FS2002	FS2002	FS2004	FS2004	FS2004
	扭矩螺丝刀，数显型			FS2248	FS2248	FS2248	FS2248
	可换扳手头	FS2085 (T6IP)	FS2011 (T7IP)	FS2012 (T8IP)	FS2013 (T9IP)	FS2014 (T15IP)	FS2015 (T20IP)
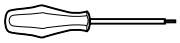	螺丝刀	FS2086 (T6IP)	FS2088 (T7IP)	FS1483 (T8IP)	FS1484 (T9IP)	FS1485 (T15IP)	FS1486 (T20IP)

可转位刀片钻头

D4120 inch



4×Dc | Z=1

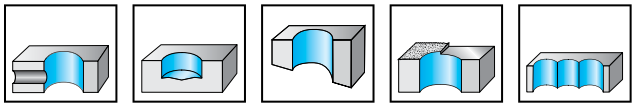

	P	M	K	N	S	H	O
D4120	●●	●	●●	●●	●		

刀具	牌号	D_c inch	L_c inch	l_4 inch	d_1 inch	lbs	可转位 刀片数量	型号
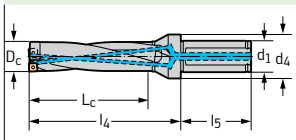 圆柱削平柄	D4120.04-16.66F26-P42	0,656	2,624	3,62	1,000	0,016	1 1	P484 . P-2R- .. P484 . C-2R- ..
	D4120.04-17.04F26-P42	0,671	2,684	3,680	1,000	0,017	1 1	
	D4120.04-17.45F26-P42	0,687	2,748	3,750	1,000	0,017	1 1	
	D4120.04-17.86F26-P42	0,703	2,812	3,810	1,000	0,017	1 1	
	D4120.04-18.24F26-P42	0,718	2,872	3,87	1,000	0,017	1 1	
	D4120.04-19.05F26-P42	0,750	3,000	4,000	1,000	0,018	1 1	
	D4120.04-19.43F26-P42	0,765	3,060	4,060	1,000	0,018	1 1	
	D4120.04-19.84F26-P42	0,781	3,124	4,12	1,000	0,018	1 1	
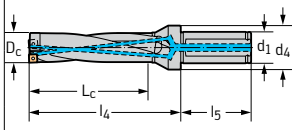 圆柱削平柄	D4120.04-20.62F26-P43	0,812	3,248	4,250	1,000	0,019	1 1	P484 . P-3R- .. P484 . C-3R- ..
	D4120.04-21.41F26-P43	0,843	3,372	4,37	1,000	0,019	1 1	
	D4120.04-22.23F31-P43	0,875	3,500	4,630	1,250	0,030	1 1	
	D4120.04-23.01F31-P43	0,906	3,624	4,750	1,250	0,029	1 1	
	D4120.04-23.39F31-P43	0,921	3,684	4,810	1,250	0,027	1 1	
	D4120.04-23.80F31-P43	0,937	3,748	4,880	1,250	0,031	1 1	
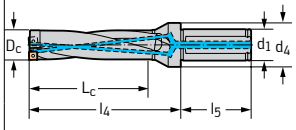 圆柱削平柄	D4120.04-24.59F31-P44	0,968	3,872	5,000	1,250	0,028	1 1	P484 . P-4R- .. P484 . C-4R- ..
	D4120.04-24.99F31-P44	0,984	3,936	5,07	1,250	0,032	1 1	
	D4120.04-25.40F31-P44	1,000	4,000	5,130	1,250	0,032	1 1	
	D4120.04-26.57F31-P44	1,046	4,184	5,310	1,250	0,031	1 1	
	D4120.04-26.97F31-P44	1,062	4,248	5,380	1,250	0,034	1 1	
	D4120.04-28.17F31-P44	1,109	4,436	5,57	1,250	0,034	1 1	
	D4120.04-28.58F31-P44	1,125	4,500	5,630	1,250	0,035	1 1	

刀体和备件包括在供货范围内

Assembly parts

	D_c [mm]	0,66–0,78	0,81–0,94	0,97–1,12	1,17–1,38	1,42–1,62	1,69–2,25
	可转位刀片锁紧螺钉 紧固力矩	FS2111 (T7IP) 0,9 Nm	FS1454 (T8IP) 1,2 Nm	FS1457 (T9IP) 2 Nm	FS2080 (T15IP) 2,5 Nm	FS1453 (T15IP) 3,5 Nm	FS1495 (T20IP) 5 Nm

Accessories

	D_c [mm]	0,66–0,78	0,81–0,94	0,97–1,12	1,17–1,62	1,69–2,25
	扭矩螺丝刀，模拟型	FS2002	FS2002	FS2004	FS2004	FS2004
	扭矩螺丝刀，数显型		FS2248	FS2248	FS2248	FS2248
	可换扳手头	FS2011 (T7IP)	FS2012 (T8IP)	FS2013 (T9IP)	FS2014 (T15IP)	FS2015 (T20IP)
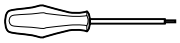	螺丝刀	FS2088 (T7IP)	FS1483 (T8IP)	FS1484 (T9IP)	FS1485 (T15IP)	FS1486 (T20IP)

可转位刀片钻头

D4120 inch



4×D_c | Z=1

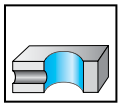
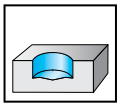
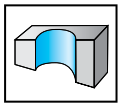
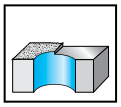
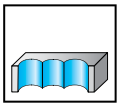

	P	M	K	N	S	H	O
D4120	●●	●	●●	●●	●		

刀具	牌号	D_c inch	L_c inch	l_4 inch	d_1 inch	lbs	可转位 刀片数量	型号
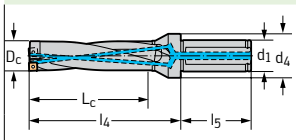 圆柱削平柄	D4120.04-29.74F31-P45	1,171	4,684	5,810	1,250	0,036	1 1	P484 . P-5R- .. P484 . C-5R- ..
	D4120.04-30.15F31-P45	1,187	4,748	5,880	1,250	0,039	1 1	
	D4120.04-31.75F31-P45	1,250	5,000	6,130	1,250	0,041	1 1	
	D4120.04-33.32F31-P45	1,312	5,248	6,380	1,250	0,043	1 1	
	D4120.04-34.11F31-P45	1,343	5,372	6,496	1,250	0,042	1 1	
	D4120.04-34.93F31-P45	1,375	5,500	6,630	1,250	0,048	1 1	
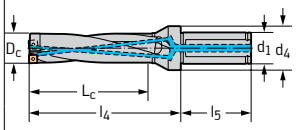 圆柱削平柄	D4120.04-36.09F31-P46	1,421	5,684	6,810	1,250	0,043	1 1	P484 . P-6R- .. P484 . C-6R- ..
	D4120.04-36.50F38-P46	1,437	5,748	7,130	1,500	0,059	1 1	
	D4120.04-38.10F38-P46	1,500	6,000	7,380	1,500	0,066	1 1	
	D4120.04-39.67F38-P46	1,562	6,248	7,630	1,500	0,07	1 1	
	D4120.04-41.28F38-P46	1,625	6,500	7,880	1,500	0,072	1 1	
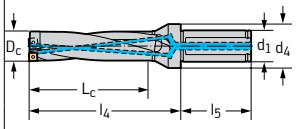 圆柱削平柄	D4120.04-42.85F38-P47	1,687	6,748	8,128	1,500	0,076	1 1	P484 . P-7R- .. P484 . C-7R- ..
	D4120.04-44.45F38-P47	1,750	7,000	8,380	1,500	0,081	1 1	
	D4120.04-46.02F38-P47	1,812	7,248	8,628	1,500	0,087	1 1	
	D4120.04-47.63F38-P47	1,875	7,500	8,880	1,500	0,093	1 1	
	D4120.04-49.20F38-P47	1,937	7,748	9,128	1,500	0,1	1 1	
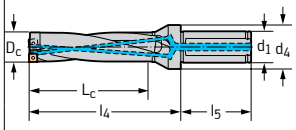 圆柱削平柄	D4120.04-50.80F51-P48	2,000	8,000	9,62	2,000	0,145	1 1	P484 . P-8R- .. P484 . C-8R- ..
	D4120.04-52.37F51-P48	2,062	8,248	9,868	2,000	0,153	1 1	
	D4120.04-53.98F51-P48	2,125	8,500	10,12	2,000	0,168	1 1	
	D4120.04-55.55F51-P48	2,187	8,748	10,368	2,000	0,171	1 1	
	D4120.04-57.15F51-P48	2,250	9,000	10,62	2,000	0,18	1 1	

刀体和备件包括在供货范围内

Assembly parts

	D_c [mm]	0,66–0,78	0,81–0,94	0,97–1,12	1,17–1,38	1,42–1,62	1,69–2,25
	可转位刀片锁紧螺钉 紧固力矩	FS2111 (T7IP) 0,9 Nm	FS1454 (T8IP) 1,2 Nm	FS1457 (T9IP) 2 Nm	FS2080 (T15IP) 2,5 Nm	FS1453 (T15IP) 3,5 Nm	FS1495 (T20IP) 5 Nm

Accessories

	D_c [mm]	0,66–0,78	0,81–0,94	0,97–1,12	1,17–1,62	1,69–2,25
	扭矩螺丝刀，模拟型	FS2002	FS2002	FS2004	FS2004	FS2004
	扭矩螺丝刀，数显型		FS2248	FS2248	FS2248	FS2248
	可换扳手头	FS2011 (T7IP)	FS2012 (T8IP)	FS2013 (T9IP)	FS2014 (T15IP)	FS2015 (T20IP)
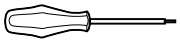	螺丝刀	FS2088 (T7IP)	FS1483 (T8IP)	FS1484 (T9IP)	FS1485 (T15IP)	FS1486 (T20IP)

可转位刀片钻头

D4120 inch



5×Dc | Z=1

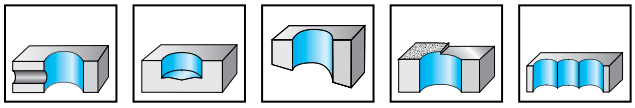

	P	M	K	N	S	H	O
D4120	●●		●●	●●			

刀具	牌号	D_c inch	L_c inch	l_4 inch	d_1 inch	lbs	可转位 刀片数量	型号
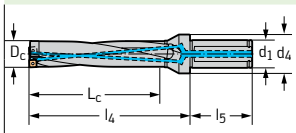 圆柱削平柄	D4120.05-16.66F26-P42	0,656	3,280	4,280	1,000	0,018	1 1	P484 . P-2R- .. P484 . C-2R- ..
	D4120.05-17.04F26-P42	0,671	3,355	4,355	1,000	0,019	1 1	
	D4120.05-17.45F26-P42	0,687	3,435	4,435	1,000	0,019	1 1	
	D4120.05-17.86F26-P42	0,703	3,515	4,515	1,000	0,019	1 1	
	D4120.05-18.24F26-P42	0,718	3,590	4,59	1,000	0,020	1 1	
	D4120.05-19.05F26-P42	0,750	3,750	4,750	1,000	0,021	1 1	
	D4120.05-19.43F26-P42	0,765	3,825	4,825	1,000	0,020	1 1	
	D4120.05-19.84F26-P42	0,781	3,905	4,905	1,000	0,02	1 1	
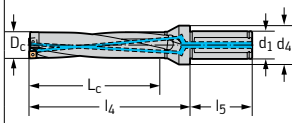 圆柱削平柄	D4120.05-20.62F26-P43	0,812	4,06	5,060	1,000	0,021	1 1	P484 . P-3R- .. P484 . C-3R- ..
	D4120.05-21.41F26-P43	0,843	4,215	5,215	1,000	0,022	1 1	
	D4120.05-22.23F31-P43	0,875	4,375	5,505	1,250	0,031	1 1	
	D4120.05-23.01F31-P43	0,906	4,530	5,660	1,250	0,032	1 1	
	D4120.05-23.39F31-P43	0,921	4,605	5,735	1,250	0,032	1 1	
	D4120.05-23.80F31-P43	0,937	4,685	5,815	1,250	0,033	1 1	
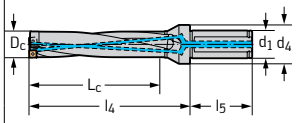 圆柱削平柄	D4120.05-24.59F31-P44	0,968	4,840	5,97	1,250	0,033	1 1	P484 . P-4R- .. P484 . C-4R- ..
	D4120.05-24.99F31-P44	0,984	4,92	6,050	1,250	0,035	1 1	
	D4120.05-25.40F31-P44	1,000	5,000	6,130	1,250	0,035	1 1	
	D4120.05-26.57F31-P44	1,046	5,230	6,360	1,250	0,037	1 1	
	D4120.05-26.97F31-P44	1,062	5,31	6,44	1,250	0,037	1 1	
	D4120.05-28.17F31-P44	1,109	5,545	6,675	1,250	0,040	1 1	
	D4120.05-28.58F31-P44	1,125	5,625	6,755	1,250	0,040	1 1	

刀体和备件包括在供货范围内

Assembly parts

	D_c [mm]	0,66–0,78	0,81–0,94	0,97–1,12	1,17–1,38	1,42–1,62	1,69–2,25
	可转位刀片锁紧螺钉 紧固力矩	FS2111 (T7IP) 0,9 Nm	FS1454 (T8IP) 1,2 Nm	FS1457 (T9IP) 2 Nm	FS2080 (T15IP) 2,5 Nm	FS1453 (T15IP) 3,5 Nm	FS1495 (T20IP) 5 Nm

Accessories

	D_c [mm]	0,66–0,78	0,81–0,94	0,97–1,12	1,17–1,62	1,69–2,25
	扭矩螺丝刀，模拟型	FS2002	FS2002	FS2004	FS2004	FS2004
	扭矩螺丝刀，数显型		FS2248	FS2248	FS2248	FS2248
	可换扳手头	FS2011 (T7IP)	FS2012 (T8IP)	FS2013 (T9IP)	FS2014 (T15IP)	FS2015 (T20IP)
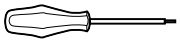	螺丝刀	FS2088 (T7IP)	FS1483 (T8IP)	FS1484 (T9IP)	FS1485 (T15IP)	FS1486 (T20IP)

可转位刀片钻头

D4120 inch



B1

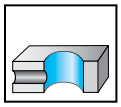
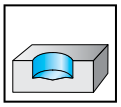
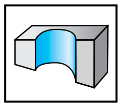
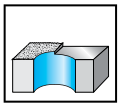
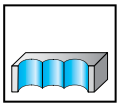

5×D_c | Z=1

	P	M	K	N	S	H	O
D4120	●●		●●	●●			

刀具 牌号	D_c inch	L_c inch	l_4 inch	d_1 inch	lbs	可转位 刀片数量	型号
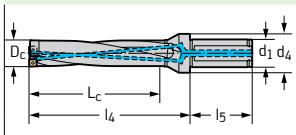 圆柱削平柄							
D4120.05-29.74F31-P45	1,171	5,855	6,985	1,250	0,042	1 1	P484 . P-5R- .. P484 . C-5R- ..
D4120.05-30.15F31-P45	1,187	5,935	7,065	1,250	0,042	1 1	
D4120.05-31.75F31-P45	1,250	6,250	7,380	1,250	0,046	1 1	
D4120.05-33.32F31-P45	1,312	6,56	7,69	1,250	0,050	1 1	
D4120.05-34.11F31-P45	1,343	6,715	7,845	1,250	0,052	1 1	
D4120.05-34.93F31-P45	1,375	6,875	8,005	1,250	0,054	1 1	
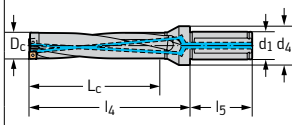 圆柱削平柄							
D4120.05-36.09F31-P46	1,421	7,105	8,235	1,250	0,052	1 1	P484 . P-6R- .. P484 . C-6R- ..
D4120.05-36.50F38-P46	1,437	7,185	8,565	1,500	0,068	1 1	
D4120.05-38.10F38-P46	1,500	7,500	8,880	1,500	0,073	1 1	
D4120.05-39.67F38-P46	1,562	7,81	9,19	1,500	0,082	1 1	
D4120.05-41.28F38-P46	1,625	8,125	9,505	1,500	0,082	1 1	
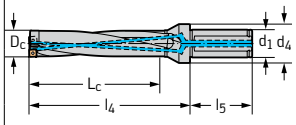 圆柱削平柄							
D4120.05-42.85F38-P47	1,687	8,435	9,815	1,500	0,083	1 1	P484 . P-7R- .. P484 . C-7R- ..
D4120.05-44.45F38-P47	1,750	8,750	10,130	1,500	0,092	1 1	
D4120.05-46.02F38-P47	1,812	9,06	10,44	1,500	0,099	1 1	
D4120.05-47.63F38-P47	1,875	9,375	10,755	1,500	0,107	1 1	
D4120.05-49.20F38-P47	1,937	9,685	11,065	1,500	0,115	1 1	
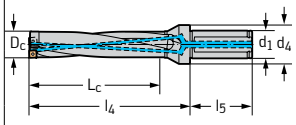 圆柱削平柄							
D4120.05-50.80F51-P48	2,000	10,000	11,62	2,000	0,163	1 1	P484 . P-8R- .. P484 . C-8R- ..
D4120.05-52.37F51-P48	2,062	10,31	11,930	2,000	0,173	1 1	
D4120.05-53.98F51-P48	2,125	10,625	12,245	2,000	0,184	1 1	
D4120.05-55.55F51-P48	2,187	10,935	12,555	2,000	0,195	1 1	
D4120.05-57.15F51-P48	2,250	11,250	12,87	2,000	0,206	1 1	

刀体和备件包括在供货范围内

Assembly parts

	D_c [mm]	0,66–0,78	0,81–0,94	0,97–1,12	1,17–1,38	1,42–1,62	1,69–2,25
	可转位刀片锁紧螺钉 紧固力矩	FS2111 (T7IP) 0,9 Nm	FS1454 (T8IP) 1,2 Nm	FS1457 (T9IP) 2 Nm	FS2080 (T15IP) 2,5 Nm	FS1453 (T15IP) 3,5 Nm	FS1495 (T20IP) 5 Nm

Accessories

	D_c [mm]	0,66–0,78	0,81–0,94	0,97–1,12	1,17–1,62	1,69–2,25
	扭矩螺丝刀，模拟型	FS2002	FS2002	FS2004	FS2004	FS2004
	扭矩螺丝刀，数显型		FS2248	FS2248	FS2248	FS2248
	可换扳手头	FS2011 (T7IP)	FS2012 (T8IP)	FS2013 (T9IP)	FS2014 (T15IP)	FS2015 (T20IP)
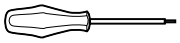	螺丝刀	FS2088 (T7IP)	FS1483 (T8IP)	FS1484 (T9IP)	FS1485 (T15IP)	FS1486 (T20IP)



B – 螺纹加工

B4: 攻丝		面
攻丝	产品一览	
	整体硬质合金丝锥	212
	高速钢挤压丝锥	214
	符号说明	226
	订购页	
	高速钢挤压丝锥	228
B5: 螺纹挤压成型		**面**
螺纹挤压成型	产品一览	
	粉末冶金高速钢和整体硬质合金挤压丝锥	238
B6: 螺纹铣削		**面**
螺纹铣削	螺纹铣削	242
	符号说明	249
	订购页	
	螺纹铣削	250
	不带锪孔倒角的螺纹铣刀	254
	整体硬质合金微型螺纹铣刀	282

整体硬质合金丝锥

加工						
螺纹深度	2 x D_N	2 x D_N	2 x D_N	3 x D_N	1,5 x D_N	
		NEW	NEW			
						
订货号	Prototex® HSC	TC388 Supreme	TC389 Supreme	Paradur® HS	Paradur® N	
螺纹类型						
M	✔	✔	✔	✔	✔	
MF	✔			✔		
UNC / UNF / UN-8				✔		
G / Rc / Rp		✔				
MJ / UNJC / UNJF						
NPT / NPTF						
Pg / BSW / Tr						
螺套式螺纹						
公差	6HX	6HX / NORMAL	6HX	2B / 6H	6H	
冷却方式	axial	外	外	外	外	
倒角类型	B	C	D	C	C	
涂层 / 刀具材质	TICN			TICN	TICN	
刀具材料	Carbide	Carbide	Carbide	Carbide	Carbide	
P 钢	●●				●●	
M 不锈钢						
K 铸铁	●●			●	●●	
N 有色金属				●●	●●	
S 难切削材料		●	●	●		
H 硬材料		●●	●●	●		
O 其他				●●	●	
目录中的页面		236	235			
二维码						
www.walter-tools.com/woc/	prototex-hsc	TC388	TC389	paradur-hs	paradur-n	

	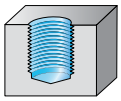	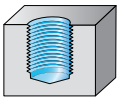	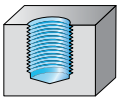	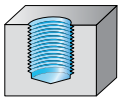	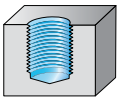
	2 x D_N	3 x D_N	3 x D_N	3,5 x D_N	3,5 x D_N
					
	Paradur® HSC	Paradur® Engine	Paradur® HS	Paradur® GG	Paradur® N
	✔	✔	✔	✔	✔
	✔	✔		✔	
	6HX	6HX	6H	6HX	6H
	axial	axial	axial	axial	axial
	C	E	C	C	C
	TICN		TICN	TAFT	
	Carbide	Carbide	Carbide	Carbide	Carbide
	●●				
	●●	●●	●	●●	●●
		●●	●●	●	●●
			●		
	●●		●		
			●●	●	●
	paradur-hsc	paradur-engine	paradur-hs	paradur-gg	paradur-n

B 4

粉末冶金高速钢丝锥

加工						
螺纹深度	1 x D_N	1 x D_N	1 x D_N	1 x D_N	1 x D_N	
						
订货号	AMB	AMB Inox	MMB	Protostep Inox	Prototex® OS	
螺纹类型						
M	✔	✔	✔	✔	✔	
MF						
UNC / UNF / UN-8						
G / Rc / Rp						
MJ / UNJC / UNJF						
NPT / NPTF						
Pg / BSW / Tr						
螺套式螺纹						
公差	6G / 7G	6HX	6H	6HX	6H	
冷却方式	外	外	外	外	外	
倒角类型	18 P	18 P		NA	B	
涂层 / 刀具材质	NID / TIN	NID		VAP		
刀具材料	HSS-E	HSS-E	HSS-E	HSS-E	HSS-E	
P 钢	●●		●●		●●	
M 不锈钢		●●		●●		
K 铸铁						
N 有色金属					●	
S 难切削材料						
H 硬材料						
O 其他						
目录中的页面						
二维码						
www.walter-tools.com/woc/	amb	amb-inox	mmb	protostep-inox	prototex-os	

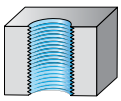

	2 x D_N	2 x D_N	2 x D_N	3 x D_N	3 x D_N	3 x D_N	3 x D_N
							
	Prototex® TiNi	Prototex® TiNi Plus	TMB	KMB H	Paradur® N	Prototex® Megasprint	Prototex® Sprint
	✔	✔		✔	✔	✔	✔
	✔	✔					✔
	✔						
		✔					
			✔				
	✔						
	2B / 3B / 4H / 4HX	3B / 6HX	7H	6H / NORMAL	6H	6H	6H
	外	外	外	外	外	axial	外
	B	B	24 P	B	D	B	B
	TICN	ACN				TIN	TICN / TIN
	HSS-E-PM	HSS-E-PM	HSS-E	HSS-E	HSS-E	HSS-E-PM	HSS-E-PM
	●●		●●	●●	●●	●	●
	●●					●	●
			●●	●●	●●		
	●		●●	●●	●●	●	●
	●●	●●					
			●	●			
	prototex-tini	prototex-tini-plus	tmb	kmb-h	paradur-n	prototex-megasprint	prototex-sprint

粉末冶金高速钢丝锥

加工						
螺纹深度	3 x D_N	3 x D_N	3 x D_N	3 x D_N	3 x D_N	



订货号	Prototex® Synchrospeed	Prototex® X·pert M	Prototex® X·pert N	Prototex® X·pert P	Prototex® X·pert P AZ	
螺纹类型						
M	✔	✔	✔	✔	✔	
MF	✔	✔		✔		
UNC / UNF / UN-8		✔		✔		
G / Rc / Rp		✔		✔		
MJ / UNJC / UNJF						
NPT / NPTF						
Pg / BSW / Tr				✔		
螺套式螺纹		✔		✔		
公差	6HX	2B / 3B / 5HX / 6GX	6H	2B / 3B / 4H / 6G /	6H	
冷却方式	外	外	外	外	外	
倒角类型	B	B	B	B	B	
涂层 / 刀具材质	THL / TIN	TICN / TIN / VAP		TICN / TIN		
刀具材料	HSS-E	HSS-E	HSS-E	HSS-E	HSS-E	
P 钢	●●	●		●●	●●	
M 不锈钢	●●	●●				
K 铸铁	●●				●●	
N 有色金属	●●		●●	●	●●	
S 难切削材料	●●		●			
H 硬材料						
O 其他	●●		●	●	●	
目录中的页面						
二维码						
www.walter-tools.com/woc/	prototex-	prototex-xpert-m	prototex-xpert-n	prototex-xpert-p	prototex-xpert-p-az	

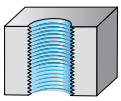

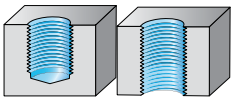

	3,5 x D_N	3,5 x D_N	1,5 x D_N	1,5 x D_N	2 x D_N	2 x D_N	2 x D_N
							
	Prototex® Eco Plus	TC216 Perform	Paradur® H	Paradur® H AZ	HGB	HGB Inox	HGB Ti
	✔	✔	✔	✔	✔	✔	✔
	✔	✔	✔				
	✔	✔					
	✔		✔				
	2B / 6GX / 6HX /	2B / 6H	6H / NORMAL	6H	6H	6HX	6HX
	外 / axial	外	外	外	外	外	外
	B	B	C	C	C	C	C
	THL / TIN	WY80AA / WY80FC	TIN			VAP	NID
	HSS-E-PM	HSS-E	HSS-E	HSS-E	HSS	HSS-E	HSS-E
	●●	●●			●	●	
	●●	●●				●	
	●●	●●	●	●●	●		
	●●	●●	●●	●●	●		
							●
			●	●			

prototex-eco-plus TC216 paradur-h paradur-h-az hgb hgb-inox hgb-ti

B 4

粉末冶金高速钢丝锥

加工	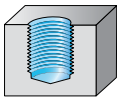	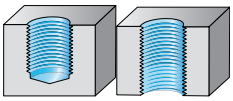				
螺纹深度	2 x D_N	2 x D_N	3 x D_N	3 x D_N	3 x D_N	
						
订货号	Paradur® AP	Paradur® FT	KMB Ms	Paradur® Eco CI	Paradur® X·pert K	
螺纹类型						
M	✔	✔	✔	✔	✔	
MF				✔		
UNC / UNF / UN-8				✔		
G / Rc / Rp			✔	✔		
MJ / UNJC / UNJF						
NPT / NPTF						
Pg / BSW / Tr						
螺套式螺纹						
公差	6HX	6H	6H / NORMAL	2B / 6HX / NORMAL	6HX	
冷却方式	外	外	外	外	外	
倒角类型	C	D	E / F	C / E	C	
涂层 / 刀具材质	NIT			NID / TICN	TAFT	
刀具材料	HSS-E	HSS-E-PM	HSS-E	HSS-E-PM	HSS-E-PM	
P 钢						
M 不锈钢						
K 铸铁				●●	●●	
N 有色金属	●●		●●	●●	●	
S 难切削材料	●	●				
H 硬材料						
O 其他		●	●	●●		
目录中的页面						
二维码						
www.walter-tools.com/woc/	paradur-ap	paradur-ft	kmb-ms	paradur-eco-ci	paradur-xpert-k	

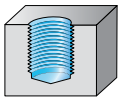
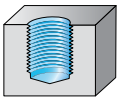
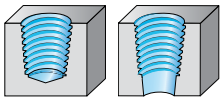

	3 x D_N	3,5 x D_N					
		Selection					
							
	TC115 Perform	TC130 Supreme	Paradur Inox®	Paradur Inox® 40	Paradur® H	Paradur® N	Paradur® Ni
		✔					
		✔					
	✔						
			✔	✔	✔	✔	✔
	2B	6HX	NORMAL	NORMAL	NORMAL	NORMAL	NORMAL
	外	axial	外	外	外	外	外
	C	C	C	C	C	C	C
	WY80AA	WY80AA / WY80EH	THL / VAP			VAP	TICN
	HSS-E	HSS-E	HSS-E	HSS-E	HSS-E	HSS-E	HSS-E
	●●	●●	●●	●●		●●	●
	●●		●●	●●			
	●●	●●	●	●	●	●●	
	●	●		●	●●	●●	
							●●
		●			●		
		228					
	TC115	TC130	paradur-inox	paradur-inox-40	paradur-h	paradur-n	paradur-ni

B 4

粉末冶金高速钢丝锥

加工						
螺纹深度	1,5 x D_N	1,5 x D_N	1,5 x D_N	1,5 x D_N	1,5 x D_N	
						
订货号	Paradur Inox® 25	Paradur® HN	Paradur® N	Paradur® Ni	Paradur® Ni 10	
螺纹类型						
M	✔		✔	✔	✔	
MF	✔	✔	✔		✔	
UNC / UNF / UN-8			✔	✔		
G / Rc / Rp	✔		✔			
MJ / UNJC / UNJF					✔	
NPT / NPTF						
Pg / BSW / Tr						
螺套式螺纹				✔		
公差	6HX / NORMAL	6HX	2B / 3B / 6G / 6H /	2B / 3B / 4H / 4HX	3B / 4H / 6HX	
冷却方式	外	外	外	外	外	
倒角类型	E	E	C	C	C	
涂层 / 刀具材质	TIN		TICN / TIN	TICN	TIN	
刀具材料	HSS-E	HSS-E	HSS-E	HSS-E-PM	HSS-E-PM	
P 钢	●●	●●	●●	●●	●●	
M 不锈钢	●●					
K 铸铁		●●	●●	●●		
N 有色金属		●●	●●	●	●	
S 难切削材料				●●	●●	
H 硬材料						
O 其他						
目录中的页面						
二维码						
www.walter-tools.com/woc/	paradur-inox-25	paradur-hn	paradur-n	paradur-ni	paradur-ni-10	

B 4

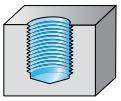

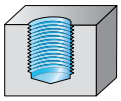

	1,5 x D_N	2 x D_N	2 x D_N	2,5 x D_N	2,5 x D_N	2,5 x D_N	2,5 x D_N
							
	TC122 Supreme	Paradur® Ti	Paradur® Ti Plus	Paradur® H 24	Paradur® STE	Paradur® Synchrospeed	Paradur® X·pert M
	✔	✔	✔	✔	✔	✔	✔
		✔	✔		✔	✔	✔
		✔					✔
					✔	✔	✔
		✔	✔				
		✔					✔
	6HX	2B / 3B / 4H / 6HX	3B / 6HX	6HX	6HX / NORMAL	6HX / NORMAL	2B / 3B / 6GX /
	外	外	外	外	外	外 / axial	外
	C	C	C	C	E	C	C
	WW60BC	TICN	ACN		THL	THL / TIN/VAP	THL / TICN / TIN / VAP
	HSS-E-PM	HSS-E-PM	HSS-E-PM	HSS-E-PM	HSS-E	HSS-E	HSS-E
	●●	●●		●	●	●●	●
					●	●●	●●
	●			●	●	●●	
		●			●	●	
		●●	●●			●	
						●	



TC122



paradur-ti



paradur-ti-plus



paradur-h-24



paradur-ste



paradur-



paradur-xpert-m

粉末冶金高速钢丝锥

加工		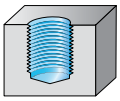		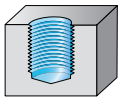	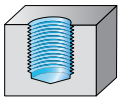	
螺纹深度	2,5 x D_N	2,5 x D_N	3 x D_N	3 x D_N	3 x D_N	
						
订货号	TC121 Supreme	TC122 Supreme	KMB WST	Paradur® Eco CI	Paradur® Eco Plus	
螺纹类型						
M	✔	✔	✔	✔	✔	
MF				✔	✔	
UNC / UNF / UN-8					✔	
G / Rc / Rp					✔	
MJ / UNJC / UNJF						
NPT / NPTF						
Pg / BSW / Tr						
螺套式螺纹						
公差	6HX	6HX	6H	6HX	2B / 6GX / 6HX /	
冷却方式	外 / axial	axial	外	axial / axial	外 / axial / axial	
倒角类型	C	C	C	C / E	C / E	
涂层 / 刀具材质	WW60RG / WY80BD	WW60BC		TICN	THL / TIN	
刀具材料	HSS-E-PM	HSS-E-PM	HSS-E	HSS-E-PM	HSS-E-PM	
P 钢	●●	●●	●●		●●	
M 不锈钢	●				●●	
K 铸铁	●	●	●	●●	●●	
N 有色金属	●		●	●●	●●	
S 难切削材料						
H 硬材料						
O 其他				●●		
目录中的页面						
二维码						
www.walter-tools.com/woc/	TC121	TC122	kmb-wst	paradur-eco-ci	paradur-eco-plus	

B 4

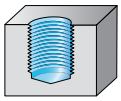
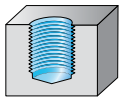
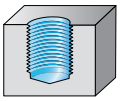

	3 x D_N	3 x D_N	3 x D_N	3 x D_N	3 x D_N	3 x D_N	3 x D_N
							
	Paradur® Uni	Paradur® WLM Synchrospeed	Paradur® X·pert N	Paradur® X·pert P	Paradur® X·pert P AZ	TC115 Perform	TC120 Supreme
	✔	✔	✔	✔	✔	✔	✔
	✔		✔	✔		✔	
			✔	✔		✔	
	✔		✔	✔			
				✔			
			✔	✔			
	6G / 6H / NORMAL	6H	2B / 3B / 6G / 6H /	2B / 3B / 4H / 6G /	6H	2B / 6H	6HX
	外	外	外	外	外	外	外 / axial
	C	C	C	C	C	C / E	C
	TIN / VAP	CRN / unbeschichtet		THL / TIN		WY80AA / WY80FC	WW60AG
	HSS-E	HSS-E	HSS-E	HSS-E	HSS-E	HSS-E	HSS-E-PM
	●●	●		●●	●●	●●	●●
						●●	
	●					●●	
	●	●●	●●	●	●	●	●
		●●	●				
		●●	●	●	●		
	paradur-uni	paradur-wlm-	paradur-xpert-n	paradur-xpert-p	paradur-xpert-p-az	TC115	TC120

粉末冶金高速钢丝锥

加工					
螺纹深度	3 x D_N	3,5 x D_N	3,5 x D_N	3,5 x D_N	3,5 x D_N
					Selection
					
订货号	TC142 Supreme	Paradur® HT	Paradur® NH	Paradur® Short Chip HT	TC130 Supreme
螺纹类型					
M	✔	✔	✔	✔	
MF	✔	✔		✔	
UNC / UNF / UN-8		✔			✔
G / Rc / Rp	✔				
MJ / UNJC / UNJF					
NPT / NPTF					
Pg / BSW / Tr					
螺套式螺纹					
公差	6HX / NORMAL	2B / 6H	6H	6HX	2BX
冷却方式	外	axial	axial	axial	axial
倒角类型	C	C	C	C	C
涂层 / 刀具材质	WW60RB / WY80FC	TIN	TIN	THL	WY80AA
刀具材料	HSS-E / HSS-E-PM	HSS-E	HSS-E	HSS-E	HSS-E
P 钢	●	●●	●●	●●	●●
M 不锈钢	●●				
K 铸铁		●●	●●	●	●●
N 有色金属		●	●	●	●
S 难切削材料					
H 硬材料					
0 其他		●	●		●
目录中的页面					232
二维码					
www.walter-tools.com/woc/	TC142	paradur-ht	paradur-nh	paradur-short-	TC130

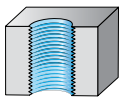

	1,5 x D_N



	Paradur® Combi
	6H
	外
	C
	HSS-E
	●●
	●
	●

paradur-combi

粉末冶金高速钢丝锥
符号说明

示例：

T	C	1	20	–	M10	–	C	1	–	W	W	60	AG
1	2	3	4	5	6		7	8		材质			

1
刀具组
T Threading (螺纹加工)

2
代次

3
刀具种类
1 盲孔丝锥
2 通孔丝锥

4	
刀具类型	
15 通用 45° 螺旋角 300–1000 N/mm²	22 ISO P 15° 螺旋角 1000–1400 N/mm²
16 通用 直槽，螺尖式倒角 300–800 N/mm²	30 ISO P 直槽， 700–1400 N/mm²
20 ISO P 45° 螺旋角 350–800 N/mm²	42 ISO M 50° 螺旋角 < 1000 N/mm²
21 ISO P 40° 螺旋角 800–1250 N/mm²	

5
第一分隔符
– 公制

6
螺纹尺寸

7	
公差/刀柄类型	
C ISO 2/6H, 6HX, 2B 增强型刀柄	L ISO 2/6H, 6HX, 2B 细柄

8
变型
0 外冷
1 轴向内冷
G 长型

整体硬质合金和高速钢刀具材料的刀具材质符号说明

示例：

W	W	60	AG
瓦尔特	1	2	3

1 基材

整体硬质合金	
粉末冶金高速钢	W
优质高速钢	Y

2 应用范围

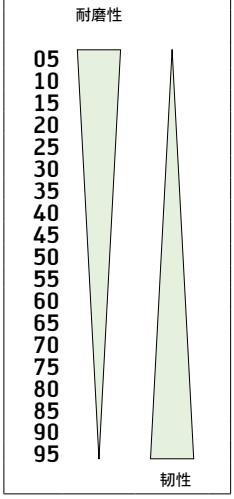

3 涂层

FC	表面蒸汽氧化处理
AA	TiN
AG	TiNK/vap
BA	TiCN
BD	TiCN
BC	TiCN
EH	AlCrTiN
RG	TiAlN
TU	AlTiSiN

优质高速钢机用丝锥

TC130 Supreme mm



– WY80AA: High Performance
– WY80EH: Excellent Performance

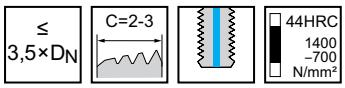

M
DIN 13

6HX

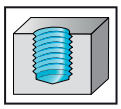

	P	M	K	N	S	H	O
WY80AA	●●		●●	●			●
WY80EH	●●		●●	●			●

DIN 371

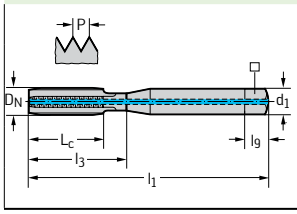

牌号	D_N	P mm	l_1 mm	L_c mm	l_3 mm	$d_1$null mm	□	l_9 mm	N	WY80AA	WY80EH
★ TC130-M4-C1-	M 4	0,7	63	12	21	4,5	3,4	6	3	●	
★ TC130-M5-C1-	M 5	0,8	70	13	25	6	4,9	8	3	●	
★ TC130-M6-C1-	M 6	1	80	15	30	6	4,9	8	3	●	
★ TC130-M8-C1-	M 8	1,25	90	18	35	8	6,2	9	3	●	
★ TC130-M10-C1-	M 10	1,5	100	20	39	10	8	11	3	●	

B 4

优质高速钢机用丝锥

TC130 Supreme mm



– WY80AA: High Performance
– WY80EH: Excellent Performance

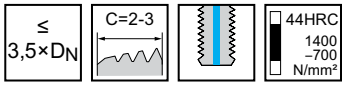

M
DIN 13

6HX

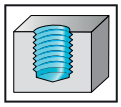

	P	M	K	N	S	H	O
WY80AA	●●		●●	●			●
WY80EH	●●		●●	●			●

DIN 376

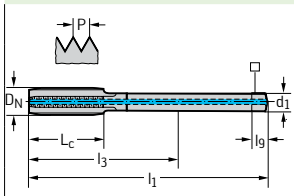

牌号	D_N	P mm	l_1 mm	L_c mm	l_3 mm	$d_1$null mm	□	l_9 mm	N	WY80AA	WY80EH
★ TC130-M12-L1-	M 12	1,75	110	23	83	9	7	10	3	●	
★ TC130-M14-L1-	M 14	2	110	25	81	11	9	12	3	●	
★ TC130-M16-L1-	M 16	2	110	25	68	12	9	12	3	●	
★ TC130-M20-L1-	M 20	2,5	140	30	95	16	12	15	3	●	
★ TC130-M22-L1-	M 22	2,5	140	30	93	18	14,5	17	3	●	
★ TC130-M24-L1-	M 24	3	160	36	113	18	14,5	17	4	●	
★ TC130-M27-L1-	M 27	3	160	36	97	20	16	19	4	●	
★ TC130-M30-L1-	M 30	3,5	180	42	115	22	18	21	4	●	
★ TC130-M36-L1-	M 36	4	200	48	131	28	22	25	5	●	
★ TC130-M42-L1-	M 42	4,5	200	54	102	32	24	27	5	●	

优质高速钢机用丝锥

TC130 Supreme mm

– WY80AA: High Performance
– WY80EH: Excellent Performance

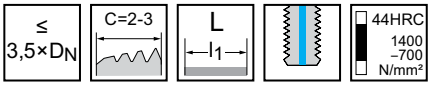

M
DIN 13

6HX

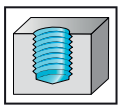

	P	M	K	N	S	H	O
WY80AA	●●		●●	●			●
WY80EH	●●		●●	●			●

~DIN 376 L

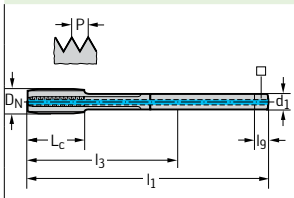

牌号	D_N	P mm	l_1 mm	L_c mm	l_3 mm	$d_1$null mm	□	l_9 mm	N	WY80AA	WY80EH
★ TC130-M8-LG-	M 8	1,25	110	18	87	6	4,9	8	3	●	
★ TC130-M10-LG-	M 10	1,5	125	20	102	7	5,5	8	3	●	
★ TC130-M12-LG-	M 12	1,75	140	23	113	9	7	10	3	●	
★ TC130-M14-LG-	M 14	2	140	25	111	11	9	12	3	●	
★ TC130-M16-LG-	M 16	2	160	25	118	12	9	12	3	●	
★ TC130-M20-LG-	M 20	2,5	180	30	135	16	12	15	3	●	
★ TC130-M22-LG-	M 22	2,5	200	30	153	18	14,5	17	3	●	
★ TC130-M24-LG-	M 24	3	200	36	153	18	14,5	17	4	●	
★ TC130-M27-LG-	M 27	3	225	36	162	20	16	19	4	●	
★ TC130-M30-LG-	M 30	3,5	250	42	185	22	18	21	4	●	
★ TC130-M33-LG-	M 33	3,5	275	42	208	25	20	23	4	●	
★ TC130-M36-LG-	M 36	4	300	48	231	28	22	25	5	●	
★ TC130-M42-LG-	M 42	4,5	350	54	252	32	24	27	5	●	

优质高速钢机用丝锥

TC130 Supreme mm



– WY80AA: High Performance
– WY80EH: Excellent Performance

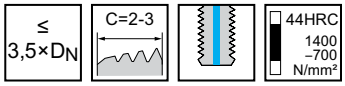

MF
DIN 13

6HX

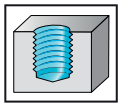

	P	M	K	N	S	H	O
WY80AA	●●		●●	●			●
WY80EH	●●		●●	●			●

DIN 374

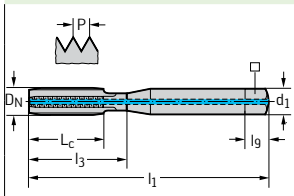

牌号	D_N	P mm	l_1 mm	L_c mm	l_3 mm	$d_1$null mm	□	l_9 mm	N	WY80AA	WY80EH
★ TC130-M10X1-L1-	MF 10x1	1	90	20	67	7	5,5	8	3	●	
★ TC130-M12X1.5-L1-	MF 12x1.5	1,5	100	21	73	9	7	10	3	●	
★ TC130-M14X1.5-L1-	MF 14x1.5	1,5	100	21	71	11	9	12	3	●	
★ TC130-M16X1.5-L1-	MF 16x1.5	1,5	100	21	58	12	9	12	3	●	
★ TC130-M18X1.5-L1-	MF 18x1.5	1,5	110	24	66	14	11	14	3	●	
★ TC130-M20X1.5-L1-	MF 20x1.5	1,5	125	24	80	16	12	15	3	●	
★ TC130-M22X1.5-L1-	MF 22x1.5	1,5	125	24	78	18	14,5	17	3	●	
★ TC130-M24X1.5-L1-	MF 24x1.5	1,5	140	26	93	18	14,5	17	4	●	
★ TC130-M30X2-L1-	MF 30x2	2	150	26	85	22	18	21	4	●	
★ TC130-M33X2-L1-	MF 33x2	2	160	28	93	25	20	23	4	●	

优质高速钢机用丝锥

TC130 Supreme mm



– WY80AA: High Performance

UNC
ASME B1.1

2B

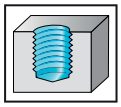

≤ 3,5×D_N | C=2-3 | 44HRC 1400 –700 N/mm²

	P	M	K	N	S	H	O
WY80AA	●●		●●	●			●

DIN 2184-1

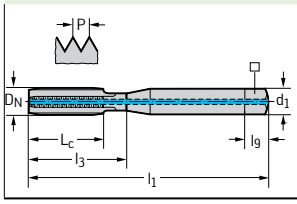

牌号	D_N-P	D_N mm	l_1 mm	L_c mm	l_3 mm	$d_1$null mm	□	l_9 mm	N	WY80AA
★ TC130-UNC1/4-C1-	UNC 1/4-20	6,35	80	15	30	7	5,5	8	3	●
★ TC130-UNC5/16-C1-	UNC 5/16-18	7,938	90	18	35	8	6,2	9	3	●
★ TC130-UNC3/8-C1-	UNC 3/8-16	9,525	100	20	39	10	8	11	3	●

B 4

优质高速钢机用丝锥

TC130 Supreme mm



– WY80AA: High Performance

UNC
ASME B1.1

2B

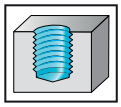

≤ 3,5×D_N | C=2-3 | 44HRC 1400 –700 N/mm²

	P	M	K	N	S	H	O
WY80AA	●●		●●	●			●

DIN 2184-1

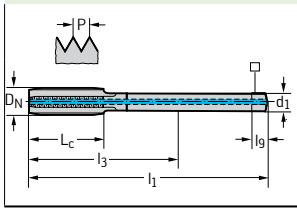

牌号	D_N-P	D_N mm	l_1 mm	L_c mm	l_3 mm	$d_1$null mm	□	l_9 mm	N	WY80AA
★ TC130-UNC1/2-L1-	UNC 1/2-13	12,7	110	23	83	9	7	10	3	●
★ TC130-UNC5/8-L1-	UNC 5/8-11	15,875	110	25	68	12	9	12	3	●
★ TC130-UNC3/4-L1-	UNC 3/4-10	19,05	125	30	81	14	11	14	3	●
★ TC130-UNC1-L1-	UNC 1"-8	25,4	160	36	113	18	14,5	17	4	●

B 4

整体硬质合金机用丝锥

TC388 Supreme mm



– 适用于淬火材料的丝锥
– 以公差上限钻底孔

≤ 2×D_N | C=2-3 | 63HRC 50HRC

M DIN 13 | 6HX

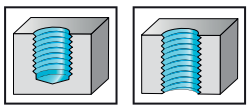

	P	M	K	N	S	H	O
WJ30BA					●	●●	
TC388					●	●●	

~DIN 371

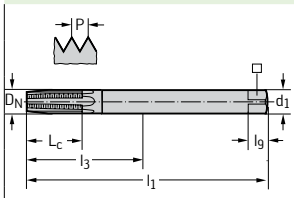

牌号	D_N	P mm	l_1 mm	L_c mm	l_3 mm	d_1 h6 mm	□	l_9 mm	N	WJ30BA
★ TC388-M3-C0-WJ30TU	M 3	0,5	56	8	35	3,5	2,7	6	4	☺
★ TC388-M4-C0-WJ30TU	M 4	0,7	63	11	42	4,5	3,4	6	5	☺
★ TC388-M5-C0-WJ30TU	M 5	0,8	70	13,5	47	6	4,9	8	5	☺
★ TC388-M6-C0-WJ30TU	M 6	1	80	16,5	57	6	4,9	8	5	☺
★ TC388-M8-C0-WJ30TU	M 8	1,25	90	21,5	66	8	6,2	9	5	☺
★ TC388-M10-C0-WJ30TU	M 10	1,5	100	27	72	10	8	11	5	☺
★ TC388-M12-C0-WJ30TU	M 12	1,75	110	32	68	12	9	12	6	☺
★ TC388-M16-C0-WJ30TU	M 16	2	110	41	65	16	12	15	6	☺

无颈部

整体硬质合金机用丝锥

TC389 Supreme mm



– 适用于淬火材料的丝锥
– 以公差上限钻底孔

≤ 2×D_N | D=3,5-5 | 65HRC 55HRC

M DIN 13 | 6HX

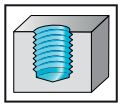

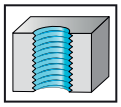

	P	M	K	N	S	H	O
WE10BA					●	●●	
TC389					●	●●	

~DIN 371

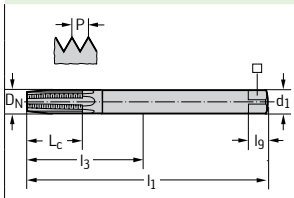

牌号	D_N	P mm	l_1 mm	L_c mm	l_3 mm	d_1 h6 mm	□	l_9 mm	N	WE10BA
★ TC389-M3-CD-WE10TU	M 3	0,5	56	9	35	3,5	2,7	6	4	☺
★ TC389-M4-CD-WE10TU	M 4	0,7	63	12	42	4,5	3,4	6	5	☺
★ TC389-M5-CD-WE10TU	M 5	0,8	70	14,5	47	6	4,9	8	5	☺
★ TC389-M6-CD-WE10TU	M 6	1	80	18	57	6	4,9	8	5	☺
★ TC389-M8-CD-WE10TU	M 8	1,25	90	23,5	66	8	6,2	9	5	☺
★ TC389-M10-CD-WE10TU	M 10	1,5	100	29	72	10	8	11	5	☺
★ TC389-M12-CD-WE10TU	M 12	1,75	110	34,5	68	12	9	12	6	☺
★ TC389-M16-CD-WE10TU	M 16	2	110	44	65	16	12	15	6	☺

无颈部

整体硬质合金机用丝锥

TC388 Supreme mm



– 适用于淬火材料的丝锥
– 以公差上限钻底孔

≤ 2×D_N | C=2-3 | 63HRC / 50HRC

G (BSP) DIN EN ISO 228

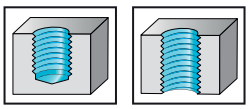

	P	M	K	N	S	H	O
WJ30BA					●	●●	
TC388					●	●●	

~DIN 371

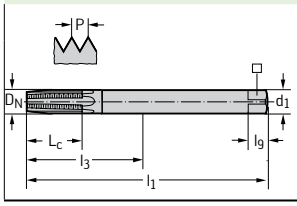

牌号	D_N-P	D_N mm	每英寸牙数	l_1 mm	L_c mm	l_3 mm	d_1 h6 mm	□	l_9 mm	N	WJ30BA
★ TC388-G1/8-C0-WJ30TU	G 1/8-28	9,728	28	90	23,5	62	10	8	11	5	☺
★ TC388-G1/4-C0-WJ30TU	G 1/4-19	13,157	19	100	32,5	56	14	11	14	6	☺

无颈部

B4



螺纹挤压成型

加工						
螺纹深度	2 x D_N	3 x D_N	3 x D_N	3 x D_N	3 x D_N	
订货号	Protodyn® Eco LM	Protodyn® C	TC410 Advance	TC420 Supreme	TC430 Supreme	
螺纹类型						
M	✔	✔	✔	✔	✔	
MF						
UNC / UNF / UN-8						
G / Rc / Rp						
MJ / UNJC / UNJF						
NPT / NPTF						
Pg / BSW / Tr						
螺套式螺纹						
公差	6HX	6GX / 6HX	6GX / 6HX / 7GX	6GX / 6HX	6HX	
冷却方式	外	外	外	外	外	
倒角类型	C	C	C / D	C	C	
涂层 / 刀具材质	CRN	NID	WY80AD	WW60AD / WW60BA	WW60EL	
刀具材料	HSS-E	HSS-E	HSS-E	HSS-E-PM	HSS-E-PM	
P 钢	●	●	●●	●●	●●	
M 不锈钢			●●	●	●	
K 铸铁			●	●	●	
N 有色金属	●●		●●	●●	●	
S 难切削材料	●●		●	●		
H 硬材料						
O 其他						
目录中的页面						
二维码						
www.walter-tools.com/woc/	protodyn-eco-lm	protodyn-c	TC410	TC420	TC430	

	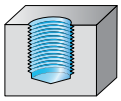	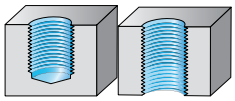				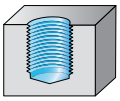	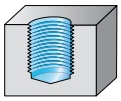
	3 x D_N	3,5 x D_N	3,5 x D_N	3,5 x D_N	3,5 x D_N	3,5 x D_N	3,5 x D_N
							
	TC470 Supreme	Protodyn® S Synchrospeed	Protodyn® SC	Protodyn® SF	TC410 Advance	TC420 Supreme	TC430 Supreme
	✔	✔	✔	✔	✔	✔	✔
		✔		✔	✔	✔	✔
					✔		
				✔	✔		
	6HX	6HX	6GX / 6HX	6HX / NORMAL	2BX / 6GX / 6HX / 7GX / NORMAL	6GX / 6HX	6GX / 6HX
	外	外 / axial	外	外	外	外 / axial	外 / axial
	C	C	C	C	C	C	C
	WG20EL	TICN / TIN	NID	TICN	WY80AD	WW60AD / WW60BA	WW60AD / WW60EL
	Carbide	HSS-E	HSS-E	HSS-E	HSS-E	HSS-E-PM	HSS-E-PM
	●●	●●	●	●●	●●	●●	●●
		●●		●●	●●	●●	●
	●				●	●	●
	●	●●	●	●●	●●	●●	●
		●		●	●	●	
	TC470	protodyn-s-synchrospeed	protodyn-sc	protodyn-sf	TC410	TC420	TC430

B5

螺纹挤压成型

加工						
螺纹深度	3,5 x D_N	3,5 x D_N	3,5 x D_N	3,5 x D_N	3,5 x D_N	
						
订货号	TC440 Supreme	TC470 Supreme	TC410 Advance	TC420 Supreme	TC430 Supreme	
螺纹类型						
M	✔	✔		✔	✔	
MF	✔	✔	✔	✔	✔	
UNC / UNF / UN-8						
G / Rc / Rp						
MJ / UNJC / UNJF						
NPT / NPTF						
Pg / BSW / Tr						
螺套式螺纹						
公差	6HX	6HX	6GX	6GX / 6HX	6HX	
冷却方式	外 / axial	外 / axial	外	外 / axial	axial	
倒角类型	C	C	E	C / E	C	
涂层 / 刀具材质	WY80AD	WG20EL	WY80AD	WW60AD / WW60BA	WW60AD / WW60EL	
刀具材料	HSS-E	Carbide	HSS-E	HSS-E-PM	HSS-E-PM	
P 钢	●	●●	●●	●●	●●	
M 不锈钢	●●		●	●●	●	
K 铸铁		●	●	●	●	
N 有色金属	●	●	●●	●●	●	
S 难切削材料	●		●	●		
H 硬材料						
O 其他						
目录中的页面						
二维码						
www.walter-tools.com/woc/	TC440	TC470	TC410	TC420	TC430	

	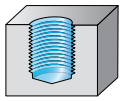	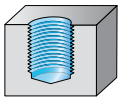
	3,5 x D_N	3,5 x D_N
		
	TC440 Supreme	TC470 Supreme
	✔	✔
		✔
	6HX	6HX
	axial	axial
	C	C / E
	WY80AD	WG20EL
	HSS-E	Carbide
	●	●●
	●●	
		●
	●	●
	●	
	TC440	TC470

整体硬质合金钻铣复合式螺纹铣刀

加工	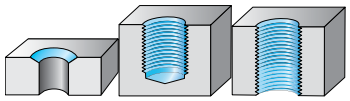		
螺纹深度	2 x D_N	2,5 x D_N	
	Selection	Selection	
			
订货号	TC685 Supreme	TC685 Supreme	TMD
螺纹类型			
M	✔	✔	✔
MF	✔	✔	
UNC / UNF / UN-8	✔	✔	
G / Rc / Rp			
MJ / UNJC / UNJF			
NPT / NPTF			
Pg / BSW / Tr			
螺套式螺纹			
公差			
冷却方式	外 / axial	外 / axial	axial
倒角类型			
涂层 / 刀具材质	WB10RC	WB10RC	NHC / TAX
刀具材料	Carbide	Carbide	Carbide
P 钢	●	●	
M 不锈钢			
K 铸铁	●	●	●●
N 有色金属			●●
S 难切削材料	●	●	
H 硬材料	●●	●●	
O 其他			
目录中的页面	250	251	
二维码			
www.walter-tools.com/woc/	TC685	TC685	tmd

带锪孔角的整体硬质合金螺纹铣刀

加工	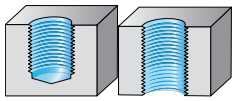
螺纹深度	2 x D_N



订货号	TMC
螺纹类型	
M	✔
MF	✔
UNC / UNF / UN-8	
G / Rc / Rp	
MJ / UNJC / UNJF	
NPT / NPTF	
Pg / BSW / Tr	
螺套式螺纹	
公差	
冷却方式	外 / axial
倒角类型	
涂层 / 刀具材质	TICN
刀具材料	Carbide
P 钢	●●
M 不锈钢	●●
K 铸铁	●●
N 有色金属	●●
S 难切削材料	●●
H 硬材料	
O 其他	●
目录中的页面	
二维码	
www.walter-tools.com/woc/	tmc

不带锪孔倒角的整体硬质合金螺纹铣刀

加工	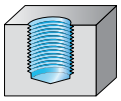	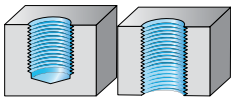				
螺纹深度	1,5 x D_N	1,5 x D_N	1,5 x D_N	2 x D_N	2 x D_N	
	Selection			Selection	NEW	
						
订货号	TC610 Supreme	TMG HRC	TMG Ni	TC611 Supreme	TC620 Supreme	
螺纹类型						
M	✔	✔		✔	✔	
MF	✔	✔		✔	✔	
UNC / UNF / UN-8	✔			✔	✔	
G / Rc / Rp						
MJ / UNJC / UNJF			✔			
NPT / NPTF						
Pg / BSW / Tr						
螺套式螺纹						
公差						
冷却方式	外 / axial	外	外 / axial	外 / axial	axial	
倒角类型						
涂层 / 刀具材质	WB10RD / WJ30RC	TAX	TICN	WB10RD / WJ30RC	WB10TJ	
刀具材料	Carbide	Carbide	Carbide	Carbide	Carbide	
P 钢	●●	●●	●●	●●	●●	
M 不锈钢	●●		●●	●●	●●	
K 铸铁	●●	●●		●●	●●	
N 有色金属	●●		●	●●	●●	
S 难切削材料	●●	●	●●	●●	●●	
H 硬材料		●●				
O 其他	●	●	●	●	●	
目录中的页面	280			258	256	
二维码						
www.walter-tools.com/woc/	TC610	tmg-hrc	tmg-ni	TC611	TC620	

B6


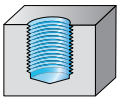
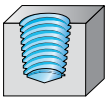

	2 x D_N	2,5 x D_N	
		NEW	
			
	TME	TC620 Supreme	TMG
	✔	✔	
	✔	✔	
		✔	
			✔
	外	axial	外
	TICN	WB10TJ	TICN
	Carbide	Carbide	Carbide
	●●	●●	●●
	●●	●●	●●
	●●	●●	●●
	●●	●●	●●
	●●	●●	●●
	●	●	●
		260	
	tme	TC620	tmg

B6

整体硬质合金微型螺纹铣刀

加工	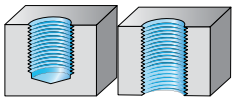				
螺纹深度	2 x D_N	2 x D_N	2,5 x D_N	3 x D_N	4 x D_N
	Selection		Selection	Selection	Selection
					
订货号	TC630 Supreme	TMO HRC	TC630 Supreme	TC630 Supreme	TC630 Supreme
螺纹类型					
M	✔	✔	✔	✔	✔
MF	✔	✔	✔	✔	✔
UNC / UNF / UN-8	✔			✔	
G / Rc / Rp					
MJ / UNJC / UNJF					
NPT / NPTF					
Pg / BSW / Tr					
螺套式螺纹					
公差					
冷却方式	外 / axial	外	外	外 / axial	axial
倒角类型					
涂层 / 刀具材质	WB10RA / WB10TJ	TAX	WB10TJ	WB10TJ	WB10TJ
刀具材料	Carbide	Carbide	Carbide	Carbide	Carbide
P 钢	●●	●●	●●	●●	●●
M 不锈钢	●●		●●	●●	●●
K 铸铁	●●	●●	●●	●●	●●
N 有色金属	●●		●●	●●	●●
S 难切削材料	●●	●	●●	●●	●●
H 硬材料		●●			
O 其他	●	●	●	●	●
目录中的页面	282		288	284	287
二维码					
www.walter-tools.com/woc/	TC630	tmo-hrc	TC630	TC630	TC630

B6

整体硬质合金螺纹铣刀
符号说明

示例：

T	C	6	20	–	M10	–	W	5	E	–	W	B	10	TJ
1	2	3	4	5	6		7	8	9		材质			

1	2	3	4
刀具组	代次	刀具种类	刀具类型
T Threading (螺纹加工)		6 整体硬质合金螺纹铣刀	10 通用，1.5 × D_N 11 通用，2.0 × D_N 20 通用，多排齿 30 通用，短刃螺纹铣刀 85 ISO H，淬硬钢钻铣复合式螺纹铣刀

5	6	7	8	9
第一分隔符	螺纹尺寸	刀柄类型	冷却/槽型	螺纹深度/可用长度
– 公制		A 圆柱柄 W Weldon 侧固式刀柄	0 外冷 1 轴向内冷 5 瓦尔特 DeVibe “威震”技术，轴向内冷	D 2,0 × D_N E 2,5 × D_N F 3,0 × D_N H 4,0 × D_N

整体硬质合金和高速钢刀具材料的
刀具材质符号说明

示例：

W	B	10	TJ
瓦尔特	1	2	3

1	2	3
基材	应用范围	涂层
整体硬质合金 B 整体硬质合金 J 高速钢	耐磨性 05 10 15 20 25 30 35 40 45 50 55 60 65 70 75 80 85 90 95 韧性	RA TiAlN + TiAl RC TiAlN RD TiAlN (+ ZrN) TJ AlTiN

微型钻铣复合式螺纹铣刀

TC685 Supreme mm



– 适用于淬火材料的微型螺纹钻铣刀
– 在一个工序中加工倒角、底孔和螺纹

M-MF
DIN 13

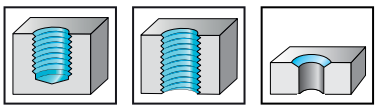

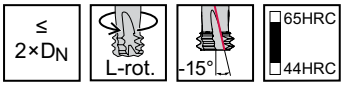

	P	M	K	N	S	H	O
WB10RC	●		●		●	●●	

刀具	牌号	P mm	D_c mm	l_3 mm	l_1 mm	l_4 mm	d_1 h6 mm	Z	WB10RC
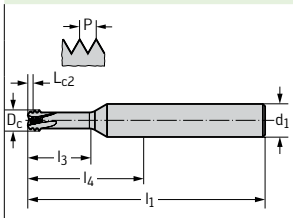 DIN 6535 HA	TC685-M3-A0D-	0,5	2,35	6	50	14	6	4	●
	TC685-M4-A0D-	0,7	3,1	8	50	14	6	4	●
	TC685-M5-A0D-	0,8	3,9	10	57	21	6	4	●
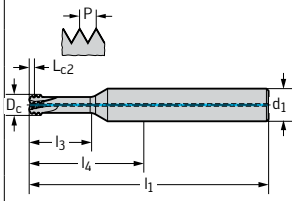 DIN 6535 HA	TC685-M6-A1D-	1	4,6	12	57	21	6	4	●
	TC685-M8-A1D-	1,25	6,2	16	63	27	8	4	●
	TC685-M10-A1D-	1,5	7,8	20	63	27	8	4	●
	TC685-M12-A1D-	1,75	9	24	72	32	10	4	●
	TC685-M14-A1D-	2	10,5	28	83	38	12	4	●
	TC685-M16-A1D-	2	12,5	32	92	44	16	4	●

细牙螺纹的最大螺纹公称直径：Dc x 1.94
示例：TC685-M8.. / 6.2 mm x 1.94 = 12.03 mm / MF 12x1.25 可加工

B6

微型钻铣复合式螺纹铣刀

TC685 Supreme mm



– 适用于淬火材料的微型螺纹钻铣刀
– 在一个工序中加工倒角、底孔和螺纹

M-MF
DIN 13

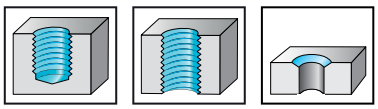

≤ 2,5×D_N | L-rot. | -15° | 65HRC 44HRC

	P	M	K	N	S	H	O
WB10RC	●		●		●	●●	

刀具

牌号	P mm	D_c mm	l_3 mm	l_1 mm	l_4 mm	d_1 h6 mm	Z	WB10RC
TC685-M3-A0E-	0,5	2,35	7,5	50	14	6	4	
TC685-M4-A0E-	0,7	3,1	10	57	21	6	4	
TC685-M5-A0E-	0,8	3,9	12,5	57	21	6	4	

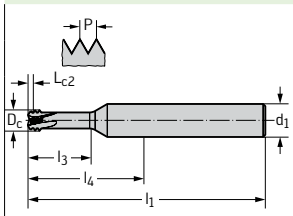

DIN 6535 HA

牌号	P mm	D_c mm	l_3 mm	l_1 mm	l_4 mm	d_1 h6 mm	Z	WB10RC
TC685-M6-A1E-	1	4,6	15	57	21	6	4	
TC685-M8-A1E-	1,25	6,2	20	63	27	8	4	
TC685-M10-A1E-	1,5	7,8	25	63	27	8	4	
TC685-M12-A1E-	1,75	9	30	72	32	10	4	
TC685-M14-A1E-	2	10,5	35	83	38	12	4	
TC685-M16-A1E-	2	12,5	40	92	44	16	4	

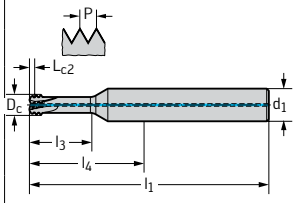

DIN 6535 HA

细牙螺纹的最大螺纹公称直径：Dc x 1.94
示例：TC685-M8.. / 6.2 mm x 1.94 = 12.03 mm / MF 12x1.25 可加工

B6

微型钻铣复合式螺纹铣刀

TC685 Supreme mm



– 适用于淬火材料的微型螺纹钻铣刀
– 在一个工序中加工倒角、底孔和螺纹

UNC
ASME B1.1

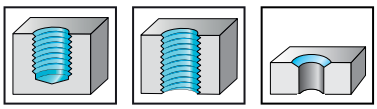

≤ 2×D_N | L-rot. | -15° | 65HRC / 44HRC

	P	M	K	N	S	H	O
WB10RC	●		●		●	●●	

刀具	牌号	每英寸牙数	D_c mm	l_3 mm	l_1 mm	l_4 mm	d_1 h6 mm	Z	WB10RC
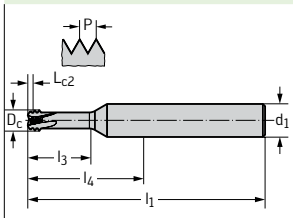 DIN 6535 HA	TC685-UNC10-A0D-	24	3,55	9,652	57	21	6	4	●
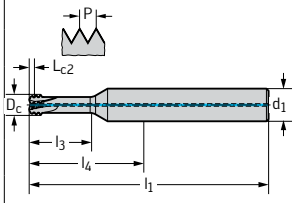 DIN 6535 HA	TC685-UNC1/4-A1D-	20	4,75	12,7	57	21	6	4	●
	TC685-UNC5/16-A1D-	18	6,05	15,875	63	27	8	4	●
	TC685-UNC3/8-A1D-	16	7,3	19,05	63	27	8	4	●
	TC685-UNC1/2-A1D-	13	9,3	25,4	72	32	10	4	●
	TC685-UNC5/8-A1D-	11	11,6	31,75	83	38	12	4	●
	TC685-UNC3/4-A1D-	10	13,9	38,1	93	45	16	4	●

B6

微型钻铣复合式螺纹铣刀

TC685 Supreme mm



– 适用于淬火材料的微型螺纹钻铣刀
– 在一个工序中加工倒角、底孔和螺纹

UNC
ASME B1.1

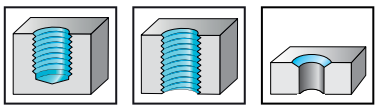

≤ 2,5×D_N | L-rot. | -15° | 65HRC 44HRC

	P	M	K	N	S	H	O
WB10RC	●		●		●	●●	

刀具 牌号	每英寸牙数	D_c mm	l_3 mm	l_1 mm	l_4 mm	d_1 h6 mm	Z	WB10RC
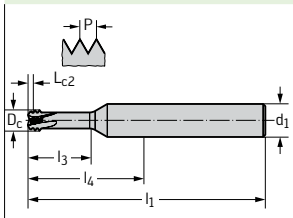 DIN 6535 HA	TC685-UNC10-A0E-	24	3,55	12,065	57	21	6	4	●
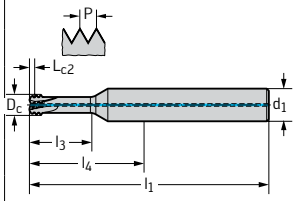 DIN 6535 HA	TC685-UNC1/4-A1E-	20	4,75	15,875	57	21	6	4	●
	TC685-UNC5/16-A1E-	18	6,05	19,844	63	27	8	4	●
	TC685-UNC3/8-A1E-	16	7,3	23,813	63	27	8	4	●
	TC685-UNC1/2-A1E-	13	9,3	31,75	78	38	10	4	●
	TC685-UNC5/8-A1E-	11	11,6	39,688	100	55	12	4	●
	TC685-UNC3/4-A1E-	10	13,9	47,625	116	68	16	4	●

B6

整体硬质合金螺纹铣刀

TC610 Supreme mm



– 通用型螺纹铣刀

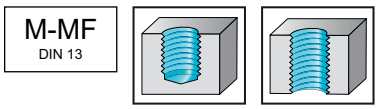



	P	M	K	N	S	H	O
WJ30RC	●●	●●	●●	●●	●●		●

刀具

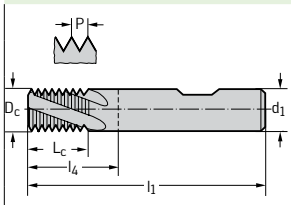

DIN 6535 HB

牌号	D_N	P mm	D_c mm	L_c mm	l_1 mm	l_4 mm	d_1 mm	Z	WJ30RC
TC610-M6-W0-	M 6	1	4,5	9	57	21	6	4	●
TC610-M8-W0-	M 8	1,25	6	12,5	57	21	6	4	●
TC610-M10-W0-	M 10	1,5	7,5	15	63	27	8	4	●
TC610-M12-W0-	M 12	1,75	9,5	19,3	72	32	10	4	●
TC610-M14-W0-	M 14	2	10	22	72	32	10	4	●
TC610-M16-W0-	M 16	2	12	24	83	38	12	5	●
TC610-M20-W0-	M 20	2,5	16	30	92	44	16	6	●
TC610-M24-W0-	M 24	3	19	36	104	54	20	6	●

整体硬质合金螺纹铣刀

TC610 Supreme mm



– 通用型螺纹铣刀

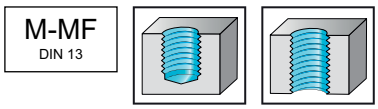

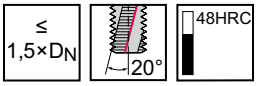

	P	M	K	N	S	H	O
WB10RD	●●	●●	●●	●●	●●		●
WJ30RC	●●	●●	●●	●●	●●		●

刀具

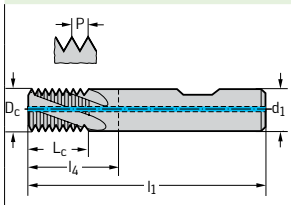

DIN 6535 HB

牌号	D_N	P mm	D_c mm	L_c mm	l_1 mm	l_4 mm	d_1 mm	Z	WB10RD	WJ30RC
TC610-M6-W1-	M 6	1	4,5	9	57	21	6	4	☺	
TC610-M8-W1-	M 8	1,25	6	12,5	57	21	6	4	☺	
TC610-M10-W1-	M 10	1,5	7,5	15	63	27	8	4	☺	
TC610-M12-W1-	M 12	1,75	9,5	19,3	72	32	10	4	☺	
TC610-M14-W1-	M 14	2	10	22	72	32	10	4	😐	
TC610-M16-W1-	M 16	2	12	24	83	38	12	5	☺	
TC610-M20-W1-	M 20	2,5	16	30	92	44	16	6	😐	
TC610-M24-W1-	M 24	3	19	36	104	54	20	6	😐	

多排齿螺纹铣刀

TC620 Supreme mm



– 通用型多排齿螺纹铣刀
– 确保切削速度出色，每齿进给量大

M-MF
DIN 13

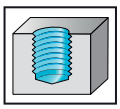

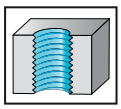

≤ 2×D_N







	P	M	K	N	S	H	O
WB10TJ	●●	●●	●●	●●	●●		●

刀具

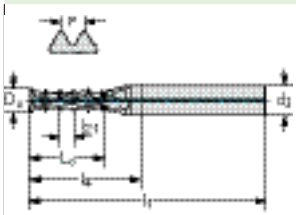

DIN 6535 HA

牌号	D_N	P mm	D_c mm	l_{21} mm	L_c mm	l_4 mm	l_1 mm	d_1 mm	Z	WB10TJ
TC620-M4-A1D-	M 4	0,7	3,1	1,4	8,4	21	57	6	3	●
TC620-M5-A1D-	M 5	0,8	3,9	1,6	10,4	21	57	6	3	●
TC620-M6-A1D-	M 6	1	4,7	2	12	21	57	6	4	●
TC620-M8-A1D-	M 8	1,25	6,3	2,5	16,3	27	63	8	4	●
TC620-M10-A1D-	M 10	1,5	7,9	3	21	27	63	8	4	●
TC620-M12-A1D-	M 12	1,75	9,6	3,5	24,5	32	72	10	4	●
TC620-M14-A1D-	M 14	2	11,2	4	28	38	83	12	4	●
TC620-M16-A1D-	M 16	2	13,1	4	32	44	92	16	5	●
TC620-M20-A1D-	M 20	2,5	16,4	5	40	58	106	18	5	●

多排齿螺纹铣刀

TC620 Supreme

mm



– 通用型多排齿螺纹铣刀
– 确保切削速度出色，每齿进给量大

M-MF
DIN 13

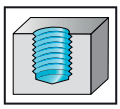

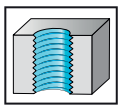

≤ 2×D_N



48HRC

DeVibe

	P	M	K	N	S	H	O
WB10TJ	●●	●●	●●	●●	●●		●

刀具

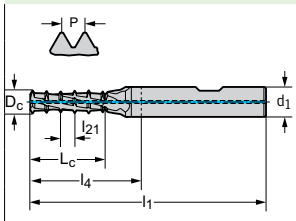

DIN 6535 HB

牌号	D_N	P mm	D_c mm	l_{21} mm	L_c mm	l_4 mm	l_1 mm	d_1 mm	Z	WB10TJ
★ TC620-M8-W5D-	M 8	1,25	6,3	2,5	16,3	27	63	8	4	●
★ TC620-M10-W5D-	M 10	1,5	7,9	3	21	32	68	8	4	●
★ TC620-M12-W5D-	M 12	1,75	9,6	3,5	24,5	38	78	10	4	●
★ TC620-M14-W5D-	M 14	2	11,2	4	28	45	90	12	4	●
★ TC620-M16-W5D-	M 16	2	13,1	4	32	44	92	16	5	●
★ TC620-M18-W5D-	M 18	2,5	14,5	5	37,5	52	100	16	5	●
★ TC620-M20-W5D-	M 20	2,5	16,4	5	40	57	105	18	5	●

整体硬质合金螺纹铣刀

TC611 Supreme mm



– 通用型螺纹铣刀

M-MF
DIN 13

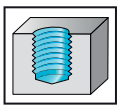

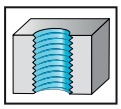

≤ 2×D_N



48HRC

	P	M	K	N	S	H	O
WJ30RC	●●	●●	●●	●●	●●		●

刀具

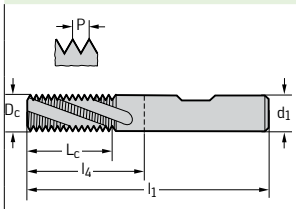

DIN 6535 HB

牌号	D_N	P mm	D_c mm	L_c mm	l_1 mm	l_4 mm	d_1 mm	Z	WJ30RC
TC611-M6-W0-	M 6	1	4,5	12	57	21	6	4	●
TC611-M8-W0-	M 8	1,25	6	16,3	57	21	6	4	●
TC611-M10-W0-	M 10	1,5	7,5	21	63	27	8	4	●
TC611-M12-W0-	M 12	1,75	9,5	24,5	72	32	10	4	●
TC611-M14-W0-	M 14	2	10	28	80	40	10	4	●
TC611-M16-W0-	M 16	2	12	32	89	44	12	5	●
TC611-M20-W0-	M 20	2,5	16	40	105	57	16	6	●
TC611-M24-W0-	M 24	3	19	48	118	68	20	6	●

整体硬质合金螺纹铣刀

TC611 Supreme mm



– 通用型螺纹铣刀

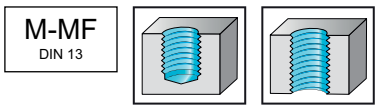

	P	M	K	N	S	H	O
WB10RD	●●	●●	●●	●●	●●		●
WJ30RC	●●	●●	●●	●●	●●		●

刀具

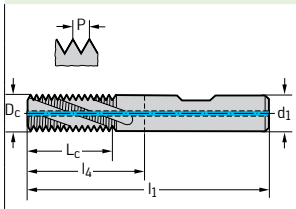

DIN 6535 HB

牌号	D_N	P mm	D_c mm	L_c mm	l_1 mm	l_4 mm	d_1 mm	Z	WB10RD	WJ30RC
TC611-M6-W1-	M 6	1	4,5	12	57	21	6	4	☺	
TC611-M8-W1-	M 8	1,25	6	16,3	57	21	6	4	☺	
TC611-M10-W1-	M 10	1,5	7,5	21	63	27	8	4	☺	
TC611-M12-W1-	M 12	1,75	9,5	24,5	72	32	10	4	☺	
TC611-M14-W1-	M 14	2	10	28	80	40	10	4	☺	
TC611-M16-W1-	M 16	2	12	32	89	44	12	5	☺	
TC611-M20-W1-	M 20	2,5	16	40	105	57	16	6	☺	
TC611-M24-W1-	M 24	3	19	48	118	68	20	6	☺	

多排齿螺纹铣刀

TC620 Supreme mm



– 通用型多排齿螺纹铣刀
– 确保切削速度出色，每齿进给量大

M-MF
DIN 13

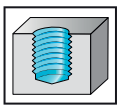

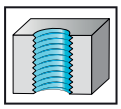

≤ 2,5×D_N | 20° | 48HRC

	P	M	K	N	S	H	O
WB10TJ	●●	●●	●●	●●	●●		●

刀具

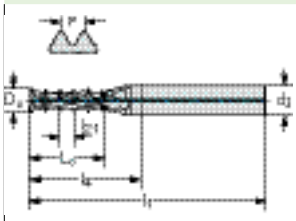

DIN 6535 HA

牌号	D_N	P mm	D_c mm	l_{21} mm	L_c mm	l_4 mm	l_1 mm	d_1 mm	Z	WB10TJ
TC620-M4-A1E-	M 4	0,7	3,1	2,1	10,5	21	57	6	3	●
TC620-M5-A1E-	M 5	0,8	3,9	2,4	12,8	21	57	6	3	●
TC620-M6-A1E-	M 6	1	4,7	3	15	21	57	6	4	●
TC620-M8-A1E-	M 8	1,25	6,3	3,75	20	27	63	8	4	●
TC620-M10-A1E-	M 10	1,5	7,9	4,5	27	36	72	8	4	●
TC620-M12-A1E-	M 12	1,75	9,6	5,25	31,5	43	83	10	4	●
TC620-M14-A1E-	M 14	2	11,2	6	36	55	100	12	4	●
TC620-M16-A1E-	M 16	2	13,1	6	42	58	106	16	5	●
TC620-M20-A1E-	M 20	2,5	16,4	7,5	52,5	68	116	18	5	●

多排齿螺纹铣刀

TC620 Supreme mm



– 通用型多排齿螺纹铣刀
– 确保切削速度出色，每齿进给量大

M-MF
DIN 13

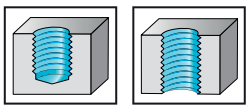

≤ 2,5×D_N | 48HRC | DeVibe

	P	M	K	N	S	H	O
WB10TJ	●●	●●	●●	●●	●●		●

刀具

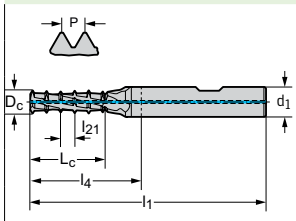

DIN 6535 HB

牌号	D_N	P mm	D_c mm	l_{21} mm	L_c mm	l_4 mm	l_1 mm	d_1 mm	Z	WB10TJ
★ TC620-M8-W5E-	M 8	1,25	6,3	3,75	20	32	68	8	4	●
★ TC620-M10-W5E-	M 10	1,5	7,9	4,5	27	39	75	8	4	●
★ TC620-M12-W5E-	M 12	1,75	9,6	5,25	31,5	45	85	10	4	●
★ TC620-M14-W5E-	M 14	2	11,2	6	36	55	100	12	4	●
★ TC620-M16-W5E-	M 16	2	13,1	6	42	58	106	16	5	●
★ TC620-M18-W5E-	M 18	2,5	14,5	7,5	45	60	108	16	5	●
★ TC620-M20-W5E-	M 20	2,5	16,4	7,5	52,5	67	115	18	5	●

整体硬质合金螺纹铣刀

TC610 Supreme mm



– 通用型螺纹铣刀

M-MF
DIN 13

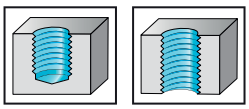

≤ 1,5×D_N | 20° | 48HRC

	P	M	K	N	S	H	O
WJ30RC	●●	●●	●●	●●	●●		●

刀具

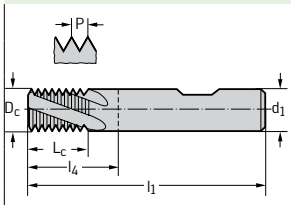

DIN 6535 HB

牌号	D_N	P mm	D_c mm	L_c mm	l_1 mm	l_4 mm	d_1 mm	Z	WJ30RC
TC610-M6X0.5-W0-	MF 6X0,5	0,5	4,8	9	57	21	6	5	●
TC610-M8X0.75-W0-	MF 8X0.75	0,75	6	12	57	21	6	5	●
TC610-M8X1-W0-	MF 8X1	1	6	12	57	21	6	4	●
TC610-M10X0.5-W0-	MF 10X0.5	0,5	8	15	63	27	8	7	●
TC610-M10X1-W0-	MF 10X1	1	8	15	63	27	8	5	●
TC610-M12X1-W0-	MF 12X1	1	10	18	72	32	10	6	●
TC610-M12X1.25-W0-	MF 12X1.25	1,25	10	18,8	72	32	10	6	●
TC610-M12X1.5-W0-	MF 12X1.5	1,5	10	18	72	32	10	5	●
TC610-M14X1-W0-	MF 14X1	1	12	21	83	38	12	7	●
TC610-M14X1.5-W0-	MF 14X1.5	1,5	12	21	83	38	12	6	●
TC610-M16X1-W0-	MF 16X1	1	14	24	83	38	14	7	●
TC610-M16X1.5-W0-	MF 16X1.5	1,5	14	24	83	38	14	6	●
TC610-M18X1-W0-	MF 18X1	1	16	27	92	44	16	8	●
TC610-M18X1.5-W0-	MF 18X1.5	1,5	16	27	92	44	16	7	●
TC610-M20X2-W0-	MF 20X2	2	16	30	92	44	16	6	●
TC610-M24X2-W0-	MF 24X2	2	20	36	104	54	20	7	●

整体硬质合金螺纹铣刀

TC610 Supreme mm



– 通用型螺纹铣刀

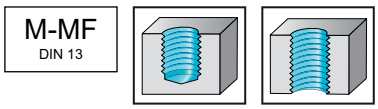

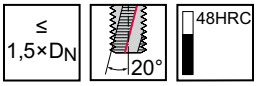

	P	M	K	N	S	H	O
WJ30RC	●●	●●	●●	●●	●●		●
WB10RD	●●	●●	●●	●●	●●		●

刀具

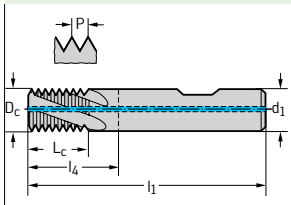

DIN 6535 HB

牌号	D_N	P mm	D_c mm	L_c mm	l_1 mm	l_4 mm	d_1 mm	Z	WJ30RC	WB10RD
TC610-M6X0.5-W1-	MF 6X0,5	0,5	4,8	9	57	21	6	5	●	
TC610-M8X0.75-W1-	MF 8X0.75	0,75	6	12	57	21	6	5	●	
TC610-M8X1-W1-	MF 8X1	1	6	12	57	21	6	4	●	
TC610-M10X0.5-W1-	MF 10X0.5	0,5	8	15	63	27	8	7	●	
TC610-M10X1-W1-	MF 10X1	1	8	15	63	27	8	5	●	
TC610-M12X1-W1-	MF 12X1	1	10	18	72	32	10	6	●	
TC610-M12X1.25-W1-	MF 12X1.25	1,25	10	18,8	72	32	10	6	●	
TC610-M12X1.5-W1-	MF 12X1.5	1,5	10	18	72	32	10	5	●	
TC610-M14X1-W1-	MF 14X1	1	12	21	83	38	12	7	●	
TC610-M14X1.5-W1-	MF 14X1.5	1,5	12	21	83	38	12	6	●	
TC610-M16X1-W1-	MF 16X1	1	14	24	83	38	14	7	●	
TC610-M16X1.5-W1-	MF 16X1.5	1,5	14	24	83	38	14	6	●	
TC610-M18X1-W1-	MF 18X1	1	16	27	92	44	16	8	●	
TC610-M18X1.5-W1-	MF 18X1.5	1,5	16	27	92	44	16	7	●	
TC610-M20X2-W1-	MF 20X2	2	16	30	92	44	16	6	●	
TC610-M24X2-W1-	MF 24X2	2	20	36	104	54	20	7	●	
TC610-M28X2-W1-	MF 28X2	2	25	42	121	65	25	8	●	

多排齿螺纹铣刀

TC620 Supreme

mm



– 通用型多排齿螺纹铣刀
– 确保切削速度出色，每齿进给量大

MF
DIN 13

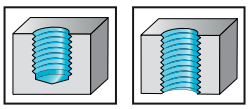

≤ 2×D_N | 48HRC

	P	M	K	N	S	H	O
WB10TJ	●●	●●	●●	●●	●●		●

刀具

牌号	D_N	P mm	D_c mm	l_{21} mm	L_c mm	l_4 mm	l_1 mm	d_1 mm	Z	WB10TJ
★ TC620-M4X0.5-W1D-	MF 4X0.5	0,5	3,2	1	8	21	57	6	4	●
★ TC620-M6X0.75-W1D-	MF 6X0.75	0,75	4,9	1,5	12	21	57	6	4	●

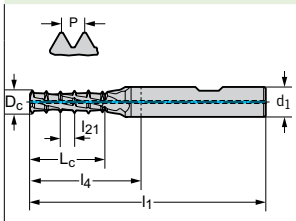

DIN 6535 HB

B6

多排齿螺纹铣刀

TC620 Supreme mm



– 通用型多排齿螺纹铣刀
– 确保切削速度出色，每齿进给量大

MF
DIN 13

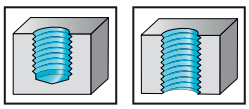

≤ 2×D_N | 48HRC | DeVibe

	P	M	K	N	S	H	O
WB10TJ	●●	●●	●●	●●	●●		●

刀具

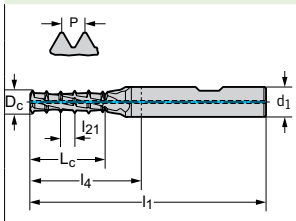

DIN 6535 HB

牌号	D_N	P mm	D_c mm	l_{21} mm	L_c mm	l_4 mm	l_1 mm	d_1 mm	Z	WB10TJ
★ TC620-M8X1-W5D-	MF 8X1	1	6,5	2	16	27	63	8	4	●
★ TC620-M10X1.25W5D-	M10X1.25	1,25	8,2	2,5	20	32	72	10	5	●
★ TC620-M10X1-W5D-	MF 10X1	1	8,4	2	20	32	72	10	5	●
★ TC620-M12X1.5-W5D-	MF 12X1.5	1,5	9,8	3	24	38	78	10	5	●
★ TC620-M12X1.25W5D-	MF 12X1.25	1,25	10	2,5	25	38	78	10	5	●
★ TC620-M12X1-W5D-	MF 12X1	1	10,3	2	24	38	83	12	6	●
★ TC620-M14X1.5-W5D-	MF 14X1.5	1,5	11,7	3	28,5	44	89	12	5	●
★ TC620-M16X1.5-W5D-	MF 16X1.5	1,5	13,6	3	33	44	92	16	6	●
★ TC620-M18X1.5-W5D-	MF 18X1.5	1,5	15,5	3	36	52	100	16	6	●
★ TC620-M20X1.5-W5D-	MF 20X1.5	1,5	17,3	3	40,5	57	105	18	7	●

整体硬质合金螺纹铣刀

TC610 Supreme mm



– 通用型螺纹铣刀

UNC
ASME B1.1

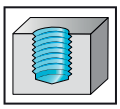

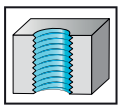

≤ 1,5×D_N | 20° | 48HRC

	P	M	K	N	S	H	O
WJ30RC	●●	●●	●●	●●	●●		●

刀具

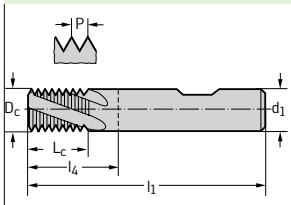

DIN 6535 HB

牌号	每英寸牙数	D_N	D_c mm	L_c mm	l_1 mm	l_4 mm	d_1 mm	Z	WJ30RC
TC610-UNC1/4-W0-	20	UNC 1/4-20	4,8	10,2	57	21	6	3	●
TC610-UNC5/16-W0-	18	UNC 5/16-18	5,5	12,7	57	21	6	4	●
TC610-UNC3/8-W0-	16	UNC 3/8-16	7,5	14,3	63	27	8	4	●
TC610-UNC7/16-W0-	14	UNC 7/16-14	8	18,1	63	27	8	4	●
TC610-UNC1/2-W0-	13	UNC 1/2-13	10	19,5	72	32	10	4	●
TC610-UNC9/16-W0-	12	UNC 9/16-12	10	19,5	72	32	10	4	●
TC610-UNC5/8-W0-	11	UNC 5/8-11	12	25,4	83	38	12	5	●
TC610-UNC3/4-W0-	10	UNC 3/4-10	14	30,5	90	45	14	5	●
TC610-UNC7/8-W0-	9	UNC 7/8-9	16	33,9	98	50	16	5	●
TC610-UNC1-W0-	8	UNC 1"-8	18	38,1	104	54	20	5	●

整体硬质合金螺纹铣刀

TC610 Supreme mm



– 通用型螺纹铣刀

UNC
ASME B1.1

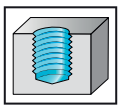

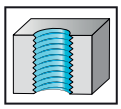

≤ 1,5×D_N | 20° | 48HRC

	P	M	K	N	S	H	O
WJ30RC	●●	●●	●●	●●	●●		●

刀具

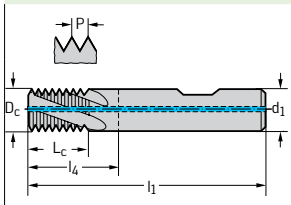

DIN 6535 HB

牌号	每英寸牙数	D_N	D_c mm	L_c mm	l_1 mm	l_4 mm	d_1 mm	Z	WJ30RC
TC610-UNC1/4-W1-	20	UNC 1/4-20	4,8	10,2	57	21	6	3	●
TC610-UNC5/16-W1-	18	UNC 5/16-18	5,5	12,7	57	21	6	4	●
TC610-UNC3/8-W1-	16	UNC 3/8-16	7,5	14,3	63	27	8	4	●
TC610-UNC7/16-W1-	14	UNC 7/16-14	8	18,1	63	27	8	4	●
TC610-UNC1/2-W1-	13	UNC 1/2-13	10	19,5	72	32	10	4	●
TC610-UNC9/16-W1-	12	UNC 9/16-12	10	19,5	72	32	10	4	●
TC610-UNC5/8-W1-	11	UNC 5/8-11	12	25,4	83	38	12	5	●
TC610-UNC3/4-W1-	10	UNC 3/4-10	14	30,5	90	45	14	5	●
TC610-UNC7/8-W1-	9	UNC 7/8-9	16	33,9	98	50	16	5	●
TC610-UNC1-W1-	8	UNC 1"-8	18	38,1	104	54	20	5	●

多排齿螺纹铣刀

TC620 Supreme mm



– 通用型多排齿螺纹铣刀
– 确保切削速度出色，每齿进给量大

UNC
ASME B1.1

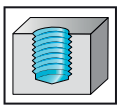

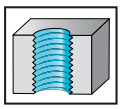

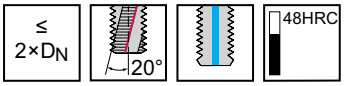

	P	M	K	N	S	H	O
WB10TJ	●●	●●	●●	●●	●●		●

刀具

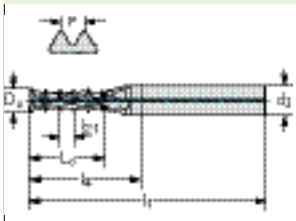

DIN 6535 HA

牌号	D_N	P	D_c mm	l_{21} mm	L_c mm	l_4 mm	l_1 mm	d_1 mm	Z	WB10TJ
TC620-UNC8-A1D-	UNC #8-32	32	3,1	1,59	8,7	21	57	6	3	●
TC620-UNC10-A1D-	UNC #10-24	24	3,5	2,12	10,6	21	57	6	3	●
TC620-UNC1/4-A1D-	UNC 1/4-20	20	4,7	2,54	12,7	21	57	6	3	●
TC620-UNC5/16-A1D-	UNC 5/16-18	18	6,1	2,82	16,9	27	63	8	4	●
TC620-UNC3/8-A1D-	UNC 3/8-16	16	7,4	3,18	19,1	27	63	8	4	●
TC620-UNC1/2-A1D-	UNC 1/2-13	13	10,1	3,91	25,4	38	83	12	4	●
TC620-UNC5/8-A1D-	UNC 5/8-11	11	12,7	4,62	32,3	44	92	16	4	●
TC620-UNC3/4-A1D-	UNC 3/4-10	10	15,5	5,08	38,1	56	104	16	5	●
TC620-UNC7/8-A1D-	UNC 7/8-9	9	18	5,64	45,2	67	115	18	5	●

B6

多排齿螺纹铣刀

TC620 Supreme mm



– 通用型多排齿螺纹铣刀
– 确保切削速度出色，每齿进给量大

UNC
ASME B1.1

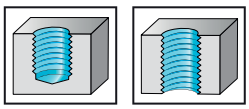

≤ 2×D_N | 48HRC | DeVibe

	P	M	K	N	S	H	O
WB10TJ	●●	●●	●●	●●	●●		●

刀具

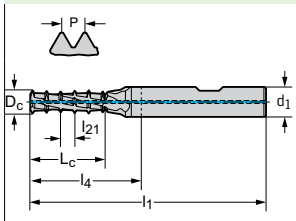

DIN 6535 HB

牌号	D_N	P	D_c mm	l_{21} mm	L_c mm	l_4 mm	l_1 mm	d_1 mm	Z	WB10TJ
★ TC620-UNC5/16-W5D-	UNC 5/16-18	18	6,1	2,82	16,9	27	63	8	4	●
★ TC620-UNC3/8-W5D-	UNC 3/8-16	16	7,4	3,18	19,1	32	68	8	4	●
★ TC620-UNC1/2-W5D-	UNC 1/2-13	13	10,1	3,91	25,4	38	83	12	4	●
★ TC620-UNC5/8-W5D-	UNC 5/8-11	11	12,7	4,62	32,3	52	100	16	4	●
★ TC620-UNC3/4-W5D-	UNC 3/4-10	10	15,5	5,08	38,1	52	100	16	5	●

B6

整体硬质合金螺纹铣刀

TC611 Supreme mm



– 通用型螺纹铣刀

刀具

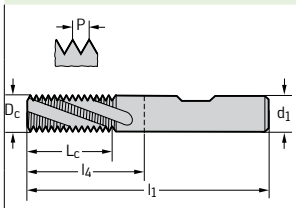

DIN 6535 HB

牌号	每英寸牙数	D_N	D_c mm	L_c mm	l_1 mm	l_4 mm	d_1 mm	Z	WJ30RC
TC611-UNC1/4-W0-	20	UNC 1/4-20	4,8	12,7	57	21	6	3	●
TC611-UNC5/16-W0-	18	UNC 5/16-18	5,5	16,9	57	21	6	4	●
TC611-UNC3/8-W0-	16	UNC 3/8-16	7,5	19,1	63	27	8	4	●
TC611-UNC7/16-W0-	14	UNC 7/16-14	8	23,6	68	32	8	4	●
TC611-UNC1/2-W0-	13	UNC 1/2-13	10	25,4	76	36	10	4	●
TC611-UNC9/16-W0-	12	UNC 9/16-12	10	29,6	80	40	10	4	●
TC611-UNC5/8-W0-	11	UNC 5/8-11	12	32,3	90	45	12	5	●
TC611-UNC3/4-W0-	10	UNC 3/4-10	14	38,1	98	53	14	5	●
TC611-UNC7/8-W0-	9	UNC 7/8-9	16	45,2	108	60	16	5	●
TC611-UNC1-W0-	8	UNC 1"-8	18	50,8	116	68	20	5	●

整体硬质合金螺纹铣刀

TC611 Supreme mm



– 通用型螺纹铣刀

刀具	牌号	每英寸牙数	D_N	D_c mm	L_c mm	l_1 mm	l_4 mm	d_1 mm	Z	WJ30RC
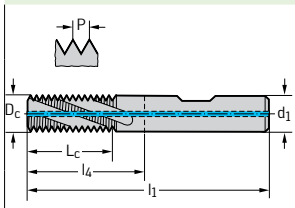 DIN 6535 HB	TC611-UNC1/4-W1-	20	UNC 1/4-20	4,8	12,7	57	21	6	3	●
	TC611-UNC5/16-W1-	18	UNC 5/16-18	5,5	16,9	57	21	6	4	●
	TC611-UNC3/8-W1-	16	UNC 3/8-16	7,5	19,1	63	27	8	4	●
	TC611-UNC7/16-W1-	14	UNC 7/16-14	8	23,6	68	32	8	4	●
	TC611-UNC1/2-W1-	13	UNC 1/2-13	10	25,4	76	36	10	4	●
	TC611-UNC9/16-W1-	12	UNC 9/16-12	10	29,6	80	40	10	4	●
	TC611-UNC5/8-W1-	11	UNC 5/8-11	12	32,3	90	45	12	5	●
	TC611-UNC3/4-W1-	10	UNC 3/4-10	14	38,1	98	53	14	5	●
	TC611-UNC7/8-W1-	9	UNC 7/8-9	16	45,2	108	60	16	5	●
	TC611-UNC1-W1-	8	UNC 1"-8	18	50,8	116	68	20	5	●

多排齿螺纹铣刀

TC620 Supreme mm



– 通用型多排齿螺纹铣刀
– 确保切削速度出色，每齿进给量大

UNC
ASME B1.1

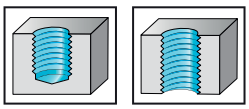

≤ 2,5×D_N | 20° | 48HRC

	P	M	K	N	S	H	O
WB10TJ	●●	●●	●●	●●	●●		●

刀具

牌号	D_N	P	D_c mm	l_{21} mm	L_c mm	l_4 mm	l_1 mm	d_1 mm	Z	WB10TJ
★ TC620-UNC8-W1E-	UNC #8-32	32	3,1	2,38	10,3	21	57	6	3	●
★ TC620-UNC10-W1E-	UNC #10-24	24	3,5	3,18	12,7	21	57	6	3	●
★ TC620-UNC1/4-W1E-	UNC 1/4-20	20	4,7	3,81	16,5	29	65	6	3	●

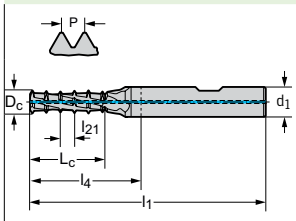

DIN 6535 HB

B6

多排齿螺纹铣刀

TC620 Supreme mm



– 通用型多排齿螺纹铣刀
– 确保切削速度出色，每齿进给量大

UNC
ASME B1.1

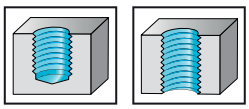

≤ 2,5×D_N | 48HRC | DeVibe

	P	M	K	N	S	H	O
WB10TJ	●●	●●	●●	●●	●●		●

刀具

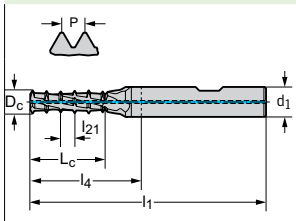

DIN 6535 HB

牌号	D_N	P	D_c mm	l_{21} mm	L_c mm	l_4 mm	l_1 mm	d_1 mm	Z	WB10TJ
★ TC620-UNC5/16-W5E-	UNC 5/16-18	18	6,1	4,23	21,2	34	70	8	4	●
★ TC620-UNC3/8-W5E-	UNC 3/8-16	16	7,4	4,76	23,8	36	72	8	4	●
★ TC620-UNC1/2-W5E-	UNC 1/2-13	13	10,1	5,86	31,3	47	92	12	4	●
★ TC620-UNC5/8-W5E-	UNC 5/8-11	11	12,7	6,93	41,6	60	108	16	4	●
★ TC620-UNC3/4-W5E-	UNC 3/4-10	10	15,5	7,62	48,3	62	110	16	5	●

B6

整体硬质合金螺纹铣刀

TC610 Supreme mm



– 通用型螺纹铣刀

UNF
ASME B1.1

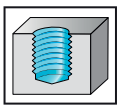

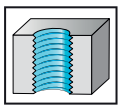

≤ 1,5×D_N



48HRC

	P	M	K	N	S	H	O
WJ30RC	●●	●●	●●	●●	●●		●

刀具

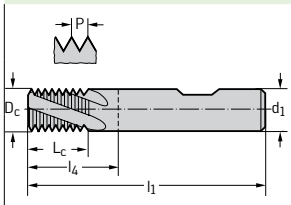

DIN 6535 HB

牌号	每英寸牙数	D_N	D_c mm	L_c mm	l_1 mm	l_4 mm	d_1 mm	Z	WJ30RC
TC610-UNF10-W0-	32	UNF #10-32	3,6	7,9	57	21	6	3	●
TC610-UNF1/4-W0-	28	UNF 1/4-28	4,8	10	57	21	6	4	●
TC610-UNF5/16-W0-	24	UNF 5/16-24	6	12,7	57	21	6	4	●
TC610-UNF7/16-W0-	20	UNF 7/16-20	8	17,8	63	27	8	4	●
TC610-UNF9/16-W0-	18	UNF 9/16-18	10	22,6	72	32	10	5	●
TC610-UNF3/4-W0-	16	UNF 3/4-16	14	28,6	88	43	14	6	●

整体硬质合金螺纹铣刀

TC610 Supreme mm



– 通用型螺纹铣刀

UNF
ASME B1.1

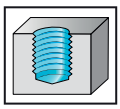

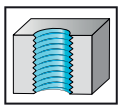

≤ 1,5×D_N | 20° | 48HRC

	P	M	K	N	S	H	O
WJ30RC	●●	●●	●●	●●	●●		●

刀具

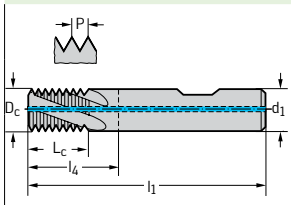

DIN 6535 HB

牌号	每英寸牙数	D_N	D_c mm	L_c mm	l_1 mm	l_4 mm	d_1 mm	Z	WJ30RC
TC610-UNF10-W1-	32	UNF #10-32	3,6	7,9	57	21	6	3	●
TC610-UNF1/4-W1-	28	UNF 1/4-28	4,8	10	57	21	6	4	●
TC610-UNF5/16-W1-	24	UNF 5/16-24	6	12,7	57	21	6	4	●
TC610-UNF7/16-W1-	20	UNF 7/16-20	8	17,8	63	27	8	4	●
TC610-UNF9/16-W1-	18	UNF 9/16-18	10	22,6	72	32	10	5	●
TC610-UNF3/4-W1-	16	UNF 3/4-16	14	28,6	88	43	14	6	●

多排齿螺纹铣刀

TC620 Supreme mm



– 通用型多排齿螺纹铣刀
– 确保切削速度出色，每齿进给量大

UNF
ASME B1.1

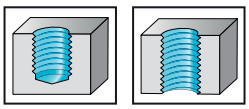

≤ 2×D_N | 48HRC

	P	M	K	N	S	H	O
WB10TJ	●●	●●	●●	●●	●●		●

刀具

	牌号	D_N	P	D_c mm	l_{21} mm	L_c mm	l_4 mm	l_1 mm	d_1 mm	Z	WB10TJ
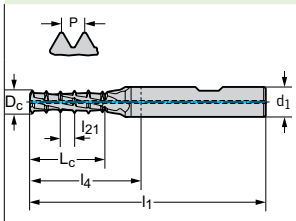 DIN 6535 HB	★ TC620-UNF10-W1D-	UNF #10-32	32	3,7	1,59	10,3	21	57	6	3	●
	★ TC620-UNF1/4-W1D-	UNF 1/4-28	28	5,1	1,81	12,7	21	57	6	4	●

多排齿螺纹铣刀

TC620 Supreme mm



– 通用型多排齿螺纹铣刀
– 确保切削速度出色，每齿进给量大

UNF
ASME B1.1

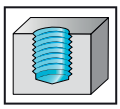

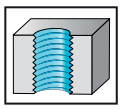

≤ 2×D_N



48HRC

DeVibe

	P	M	K	N	S	H	O
WB10TJ	●●	●●	●●	●●	●●		●

刀具

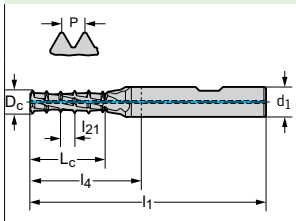

DIN 6535 HB

牌号	D_N	P	D_c mm	l_{21} mm	L_c mm	l_4 mm	l_1 mm	d_1 mm	Z	WB10TJ
★ TC620-UNF5/16-W5D-	UNF 5/16-24	24	6,4	2,12	15,9	27	63	8	4	●
★ TC620-UNF3/8-W5D-	UNF 3/8-24	24	7,9	2,12	19,1	31	67	8	5	●
★ TC620-UNF7/16-W5D-	UNF 7/16-20	20	9,2	2,54	22,9	32	72	10	5	●
★ TC620-UNF1/2-W5D-	UNF 1/2-20	20	10,7	2,54	25,4	38	83	12	5	●
★ TC620-UNF9/16-W5D-	UNF 9/16-18	18	12	2,82	29,6	45	90	12	5	●
★ TC620-UNF5/8-W5D-	UNF 5/8-18	18	13,5	2,82	32,5	48	96	16	6	●
★ TC620-UNF3/4-W5D-	UNF 3/4-16	16	16,4	3,18	38,1	56	104	18	6	●

整体硬质合金螺纹铣刀

TC611 Supreme mm



– 通用型螺纹铣刀

UNF
ASME B1.1

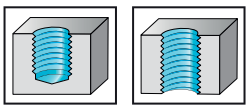

≤ 2×D_N | 20° | 48HRC

	P	M	K	N	S	H	O
WJ30RC	●●	●●	●●	●●	●●		●

刀具

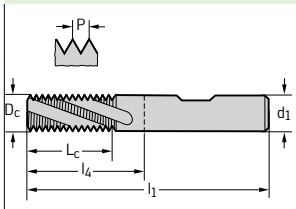

DIN 6535 HB

牌号	每英寸牙数	D_N	D_c mm	L_c mm	l_1 mm	l_4 mm	d_1 mm	Z	WJ30RC
TC611-UNF10-W0-	32	UNF #10-32	3,6	10,3	57	21	6	3	●
TC611-UNF1/4-W0-	28	UNF 1/4-28	4,8	12,7	57	21	6	4	●
TC611-UNF5/16-W0-	24	UNF 5/16-24	6	15,9	57	21	6	4	●
TC611-UNF7/16-W0-	20	UNF 7/16-20	8	22,9	68	32	8	4	●
TC611-UNF9/16-W0-	18	UNF 9/16-18	10	29,6	80	40	10	5	●
TC611-UNF3/4-W0-	16	UNF 3/4-16	14	38,1	98	53	14	6	●

整体硬质合金螺纹铣刀

TC611 Supreme mm



– 通用型螺纹铣刀

UNF
ASME B1.1

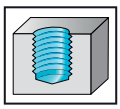

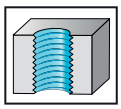

≤ 2×D_N







	P	M	K	N	S	H	O
WJ30RC	●●	●●	●●	●●	●●		●

刀具

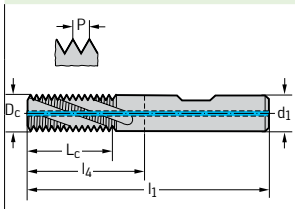

DIN 6535 HB

牌号	每英寸牙数	D_N	D_c mm	L_c mm	l_1 mm	l_4 mm	d_1 mm	Z	WJ30RC
TC611-UNF10-W1-	32	UNF #10-32	3,6	10,3	57	21	6	3	●
TC611-UNF1/4-W1-	28	UNF 1/4-28	4,8	12,7	57	21	6	4	●
TC611-UNF5/16-W1-	24	UNF 5/16-24	6	15,9	57	21	6	4	●
TC611-UNF7/16-W1-	20	UNF 7/16-20	8	22,9	68	32	8	4	●
TC611-UNF9/16-W1-	18	UNF 9/16-18	10	29,6	80	40	10	5	●
TC611-UNF3/4-W1-	16	UNF 3/4-16	14	38,1	98	53	14	6	●

整体硬质合金螺纹铣刀

TC610 Supreme mm



– 通用型螺纹铣刀

G (BSP) DIN EN ISO 228

Rp DIN EN 10226-1

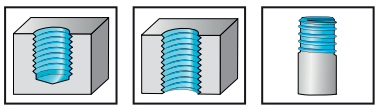

≤ 1,5×D_N | 20° | 48HRC

	P	M	K	N	S	H	O
WJ30RC	●●	●●	●●	●●	●●		●

刀具

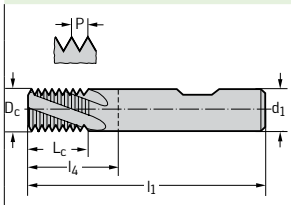

DIN 6535 HB

牌号	每英寸牙数	D_N	D_c mm	L_c mm	l_1 mm	l_4 mm	d_1 mm	Z	WJ30RC
TC610-G1/8-W0-	28	G 1/8-28	6	15,4	57	21	6	5	●
TC610-G1/4-W0-	19	G 1/4-19	10	20,1	72	32	10	5	●
TC610-G3/8-W0-	19	G 3/8-19	14	25,4	83	38	14	7	●
TC610-G1/2-W0-	14	G 1/2-14	16	32,7	96	44	16	6	●
TC610-G1X20-W0-	11	G 1"-11	20	50,8	120	75	20	6	●
TC610-G5/8-W0-	14	G 5/8-14	20	34,5	104	54	20	8	●

整体硬质合金螺纹铣刀

TC610 Supreme mm



– 通用型螺纹铣刀

G (BSP) DIN EN ISO 228

Rp DIN EN 10226-1

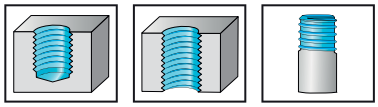

≤ 1,5×D_N | 20° | 48HRC

	P	M	K	N	S	H	O
WJ30RC	●●	●●	●●	●●	●●		●

刀具

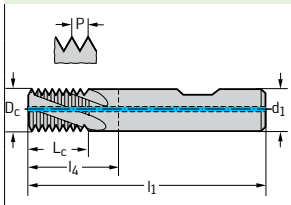

DIN 6535 HB

牌号	每英寸牙数	D_N	D_c mm	L_c mm	l_1 mm	l_4 mm	d_1 mm	Z	WJ30RC
TC610-G1/8-W1-	28	G 1/8-28	6	15,4	57	21	6	5	●
TC610-G1/4-W1-	19	G 1/4-19	10	20,1	72	32	10	5	●
TC610-G3/8-W1-	19	G 3/8-19	14	25,4	83	38	14	7	●
TC610-G1/2-W1-	14	G 1/2-14	16	32,7	96	44	16	6	●
TC610-G1X20-W1-	11	G 1"-11	20	50,8	120	75	20	6	●

整体硬质合金微型螺纹铣刀

TC630 Supreme mm



– 通用型微型螺纹铣刀

M-MF
DIN 13

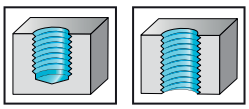

≤ 2×D_N | 15° | 48HRC

	P	M	K	N	S	H	O
WB10TJ	●●	●●	●●	●●	●●		●

刀具

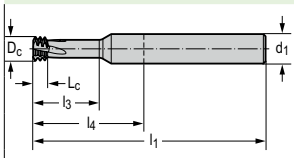

DIN 6535 HA

牌号	D_N	P mm	D_c mm	L_c mm	l_3 mm	l_1 mm	l_4 mm	d_1 h6 mm	Z	WB10TJ
★ TC630-M1.6-A0D-	M 1.6	0,35	1,2	0,7	3,73	38	10	3	4	●
★ TC630-M1.8-A0D-	M 1.8	0,35	1,35	0,7	3,78	38	10	3	4	●
★ TC630-M2-A0D-	M 2	0,4	1,55	1,2	4,6	57	21	6	4	●
★ TC630-M2.2-A0D-	M 2.2	0,45	1,65	1,35	4,63	57	21	6	4	●
★ TC630-M2.5-A0D-	M 2.5	0,45	1,95	1,35	5,68	57	21	6	4	●
★ TC630-M3-A0D-	M 3	0,5	2,3	1,5	6,75	57	21	6	4	●
★ TC630-M3.5-A0D-	M 3.5	0,6	2,7	1,8	7,3	57	21	6	4	●
★ TC630-M4-A0D-	M 4	0,7	3,1	2,1	9,05	57	21	6	4	●
★ TC630-M4.5-A0D-	M 4.5	0,75	3,5	2,25	9,38	57	21	6	4	●
★ TC630-M5-A0D-	M 5	0,8	4	2,4	11,2	57	21	6	4	●
★ TC630-M6-A0D-	M 6	1	4,8	3	13,5	57	21	6	4	●
★ TC630-M8-A0D-	M 8	1,25	6,4	3,75	17,9	63	27	8	4	●
★ TC630-M10-A0D-	M 10	1,5	8,2	4,5	22,3	72	32	10	5	●
★ TC630-M12-A0D-	M12	1,75	9,75	5,25	26,7	72	32	10	5	●

整体硬质合金微型螺纹铣刀

TC630 Supreme mm



– 通用型微型螺纹铣刀

M-MF
DIN 13

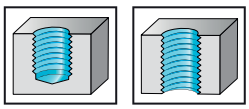

≤ 2×D_N | 15° | 48HRC

	P	M	K	N	S	H	O
WB10TJ	●●	●●	●●	●●	●●		●

刀具

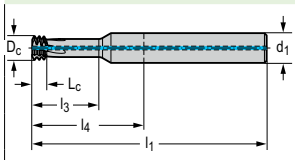

DIN 6535 HA

牌号	D_N	P mm	D_c mm	L_c mm	l_3 mm	l_1 mm	l_4 mm	d_1 h6 mm	Z	WB10TJ
★ TC630-M5-A1D-	M 5	0,8	4	2,4	11,2	57	21	6	4	●
★ TC630-M6-A1D-	M 6	1	4,8	3	13,5	57	21	6	4	●
★ TC630-M8-A1D-	M 8	1,25	6,4	3,75	17,9	63	27	8	4	●
★ TC630-M10-A1D-	M 10	1,5	8,2	4,5	22,3	72	32	10	5	●
★ TC630-M12-A1D-	M 12	1,75	9,75	5,25	26,7	72	32	10	5	●

整体硬质合金微型螺纹铣刀

TC630 Supreme mm



– 通用型微型螺纹铣刀

M-MF
DIN 13

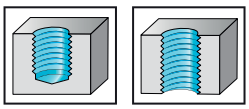

≤ 3×D_N | 15° | 48HRC

	P	M	K	N	S	H	O
WB10TJ	●●	●●	●●	●●	●●		●

刀具

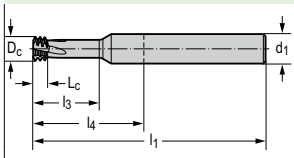

DIN 6535 HA

牌号	D_N	P mm	D_c mm	L_c mm	l_3 mm	l_1 mm	l_4 mm	d_1 h6 mm	Z	WB10TJ
TC630-M1.2-A0F-	M 1.2	0,25	0,9	0,25	3,73	38	10	3	4	✖
TC630-M1.4-A0F-	M 1.4	0,3	1,05	0,3	4,35	38	10	3	4	✖
★ TC630-M1.6-A0F-	M 1.6	0,35	1,2	0,7	5,33	38	10	3	4	✖
★ TC630-M1.8-A0F-	M 1.8	0,35	1,35	0,7	5,58	38	10	3	4	✖
★ TC630-M2-A0F-	M 2	0,4	1,55	1,2	6,6	57	21	6	4	✖
★ TC630-M2.2-A0F-	M 2.2	0,45	1,65	1,35	6,83	57	21	6	4	✖
★ TC630-M2.5-A0F-	M 2.5	0,45	1,95	1,35	8,18	57	21	6	4	✖
★ TC630-M3-A0F-	M 3	0,5	2,3	1,5	9,75	57	21	6	4	✖
★ TC630-M3.5-A0F-	M 3.5	0,6	2,7	1,8	10,8	57	21	6	4	✖
★ TC630-M4-A0F-	M 4	0,7	3,1	2,1	13,05	57	21	6	4	✖
★ TC630-M4.5-A0F-	M 4.5	0,75	3,5	2,25	13,88	57	21	6	4	✖
★ TC630-M5-A0F-	M 5	0,8	4	2,4	16,2	57	21	6	4	✖
★ TC630-M6-A0F-	M 6	1	4,8	3	19,5	57	22	6	4	✖
★ TC630-M8-A0F-	M 8	1,25	6,4	3,75	25,88	63	29	8	4	✖

B6

整体硬质合金微型螺纹铣刀

TC630 Supreme mm



– 通用型微型螺纹铣刀

M-MF
DIN 13

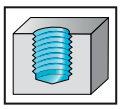

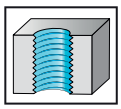

≤ 3×D_N | 15° | 48HRC

	P	M	K	N	S	H	O
WB10TJ	●●	●●	●●	●●	●●		●

刀具

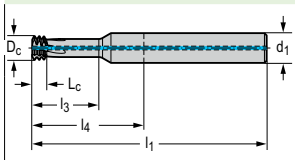

DIN 6535 HA

牌号	D_N	P mm	D_c mm	L_c mm	l_3 mm	l_1 mm	l_4 mm	d_1 h6 mm	Z	WB10TJ
★ TC630-M5-A1F-	M 5	0,8	4	2,4	16,2	57	21	6	4	●
★ TC630-M6-A1F-	M 6	1	4,8	3	19,5	57	22	6	4	●
★ TC630-M8-A1F-	M 8	1,25	6,4	3,75	25,88	63	29	8	4	●

B6

整体硬质合金微型螺纹铣刀

TC630 Supreme mm



– 通用型微型螺纹铣刀
– Best operating smoothness due to Walter DeVibe technology

M-MF
DIN 13

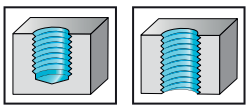

≤ 3×D_N | 15° | 48HRC | DeVibe

	P	M	K	N	S	H	O
WB10TJ	●●	●●	●●	●●	●●		●

刀具

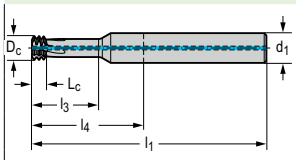

DIN 6535 HA

牌号	D_N	P mm	D_c mm	L_c mm	l_3 mm	l_1 mm	l_4 mm	d_1 h6 mm	Z	WB10TJ
★ TC630-M8-A5F-	M 8	1,25	6,4	3,75	25,88	63	29	8	4	●
★ TC630-M10-A5F-	M 10	1,5	8,2	4,5	30,75	72	34	10	5	●
★ TC630-M12-A5F-	M 12	1,75	9,75	5,25	36,88	80	40	10	5	●
★ TC630-M14-A5F-	M 14	2	11,4	6	43	92	47	12	5	●
★ TC630-M16-A5F-	M 16	2	13,3	6	49	102	54	16	6	●
★ TC630-M18-A5F-	M 18	2,5	14,75	7,5	55,25	108	60	16	6	●

整体硬质合金微型螺纹铣刀

TC630 Supreme mm



– 通用型微型螺纹铣刀
– Best operating smoothness due to Walter DeVibe technology

M-MF
DIN 13

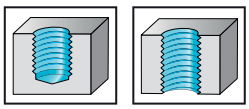

≤ 4×D_N | 15° | 48HRC | DeVibe

	P	M	K	N	S	H	O
WB10TJ	●●	●●	●●	●●	●●		●

刀具

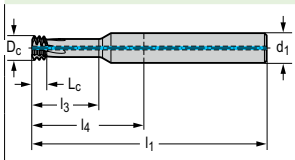

DIN 6535 HA

牌号	D_N	P mm	D_c mm	L_c mm	l_3 mm	l_1 mm	l_4 mm	d_1 h8 mm	Z	WB10TJ
★ TC630-M8-A5H-	M 8	1,25	6,4	3,75	32,63	72	36	8	4	●
★ TC630-M10-A5H-	M 10	1,5	8,2	4,5	40,75	85	45	10	5	●
★ TC630-M12-A5H-	M 12	1,75	9,75	5,25	48,88	92	52	10	5	●
★ TC630-M16-A5H-	M 16	2	13,3	6	65	115	70	16	6	●

B6

整体硬质合金微型螺纹铣刀

TC630 Supreme mm



– 通用型微型螺纹铣刀

MF
DIN 13

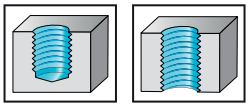

≤ 2,5×D_N | 15° | 48HRC

	P	M	K	N	S	H	O
WB10TJ	●●	●●	●●	●●	●●		●

刀具

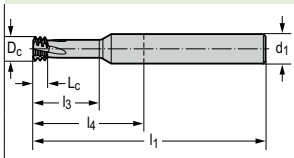

DIN 6535 HA

牌号	D_N	P mm	D_c mm	L_c mm	l_3 mm	l_1 mm	l_4 mm	d_1 h6 mm	Z	WB10TJ
★ TC630-M5X0.5-A0E-	M 5X0.5	0,5	4,3	1,5	12,75	57	21	6	4	●
★ TC630-M6X0.75-A0E-	M 6X0.75	0,75	5	2,25	15,38	57	21	6	4	●
★ TC630-M10X1-A0E-	M 10X1	1	8,55	3	25,5	72	32	10	5	●
★ TC630-M10X1.25A0E-	M 10X1.25	1,25	8,35	3,75	25,63	72	32	10	5	●
★ TC630-M14X1-A0E-	M 14X1	1	12	3	35,5	83	38	12	5	●
★ TC630-M14X1.5-A0E-	M 14X1.5	1,5	11,9	4,5	35,75	83	38	12	5	●

B6

整体硬质合金微型螺纹铣刀

TC630 Supreme mm



– 通用型微型螺纹铣刀

UNC
ASME B1.1

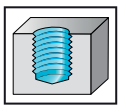

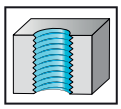

≤ 2×D_N





	P	M	K	N	S	H	O
WB10TJ	●●	●●	●●	●●	●●		●

刀具

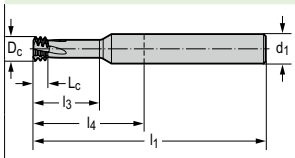

DIN 6535 HA

牌号	D_N-P	每英寸牙数	D_c mm	L_c mm	l_3 mm	l_1 mm	l_4 mm	d_1 h6 mm	Z	WB10TJ
★ TC630-UNC1-A0D-	UNC #1-64	64	1,4	0,79	3,91	38	10	3	4	●
★ TC630-UNC2-A0D-	UNC #2-56	56	1,6	1,36	4,59	57	21	6	4	●
★ TC630-UNC4-A0D-	UNC #4-40	40	2,1	1,91	6,7	57	21	6	4	●
★ TC630-UNC6-A0D-	UNC #6-32	32	2,6	2,38	8,3	57	21	6	4	●
★ TC630-UNC8-A0D-	UNC #8-32	32	3,25	2,38	8,73	57	21	6	4	●
★ TC630-UNC10-A0D-	UNC #10-24	24	3,55	3,18	11,3	57	21	6	4	●

整体硬质合金微型螺纹铣刀

TC630 Supreme mm



– 通用型微型螺纹铣刀

UNC
ASME B1.1

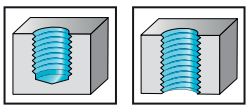

≤ 2×D_N | 15° | 48HRC

	P	M	K	N	S	H	O
WB10TJ	●●	●●	●●	●●	●●		●

刀具

	牌号	D_N-P	每英寸牙数	D_c mm	L_c mm	l_3 mm	l_1 mm	l_4 mm	d_1 h6 mm	Z	WB10TJ
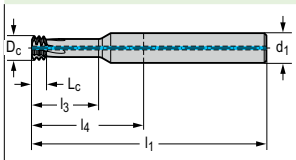 DIN 6535 HA	★ TC630-UNC1/4-A1D-	UNC 1/4-20	20	4,85	3,81	14,7	57	21	6	4	●
	★ TC630-UNC5/16-A1D-	UNC 5/16-18	18	6,2	4,23	18,1	63	27	8	4	●

整体硬质合金微型螺纹铣刀

TC630 Supreme mm



– 通用型微型螺纹铣刀

UNC
ASME B1.1

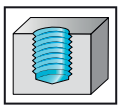

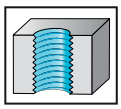

≤ 3×D_N





	P	M	K	N	S	H	O
WB10TJ	●●	●●	●●	●●	●●		●

刀具

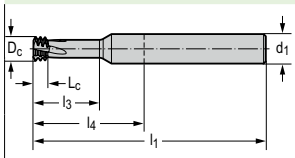

DIN 6535 HA

牌号	D_N-P	每英寸牙数	D_c mm	L_c mm	l_3 mm	l_1 mm	l_4 mm	d_1 h6 mm	Z	WB10TJ
★ TC630-UNC1-A0F-	UNC #1-64	64	1,4	0,79	5,76	38	10	3	4	●
★ TC630-UNC2-A0F-	UNC #2-56	56	1,6	1,36	7,25	57	21	6	4	●
★ TC630-UNC3-A0F-	UNC #3-48	48	1,85	1,59	7,81	57	21	6	4	●
★ TC630-UNC4-A0F-	UNC #4-40	40	2,1	1,91	9,5	57	21	6	4	●
★ TC630-UNC6-A0F-	UNC #6-32	32	2,6	2,38	11,75	57	21	6	4	●
★ TC630-UNC8-A0F-	UNC #8-32	32	3,25	2,38	13,7	57	21	6	4	●
★ TC630-UNC10-A0F-	UNC #10-24	24	3,55	3,18	16,1	57	21	6	4	●
★ TC630-UNC1/4-A0F-	UNC 1/4-20	20	4,85	3,81	21	57	24	6	4	●
★ TC630-UNC5/16-A0F-	UNC 5/16-18	18	6,2	4,23	25,95	63	29	8	4	●

整体硬质合金微型螺纹铣刀

TC630 Supreme mm



– 通用型微型螺纹铣刀
– Best operating smoothness due to Walter DeVibe technology

≤ 3×D_N | 15° | 48HRC | DeVibe

UNC
ASME B1.1

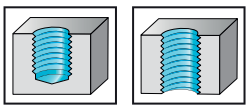

	P	M	K	N	S	H	O
WB10TJ	●●	●●	●●	●●	●●		●

刀具

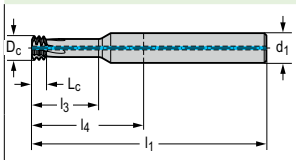

DIN 6535 HA

牌号	D_N-P	每英寸牙数	D_c mm	L_c mm	l_3 mm	l_1 mm	l_4 mm	d_1 h6 mm	Z	WB10TJ
★ TC630-UNC5/16-A5F-	UNC 5/16-18	18	6,2	4,23	25,95	63	29	8	4	●
★ TC630-UNC3/8-A5F-	UNC 3/8-16	16	7,55	4,76	29,37	68	32	8	5	●
★ TC630-UNC1/2-A5F-	UNC 1/2-13	13	10,25	5,86	39,08	89	44	12	5	●
★ TC630-UNC5/8-A5F-	UNC 5/8-11	11	12,9	6,93	48,78	103	55	16	5	●
★ TC630-UNC3/4-A5F-	UNC 3/4-10	10	15,7	7,62	58,42	110	62	16	6	●

整体硬质合金微型螺纹铣刀

TC630 Supreme mm



– 通用型微型螺纹铣刀

UNF
ASME B1.1

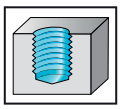

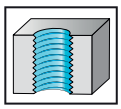

≤ 2×D_N





	P	M	K	N	S	H	O
WB10TJ	●●	●●	●●	●●	●●		●

刀具

牌号	D_N-P	每英寸牙数	D_c mm	L_c mm	l_3 mm	l_1 mm	l_4 mm	d_1 h6 mm	Z	WB10TJ
★ TC630-UNF10-A0D-	UNF #10-32	32	3,85	2,38	10,9	57	21	6	4	●

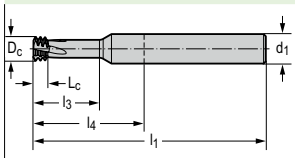

DIN 6535 HA

B6

整体硬质合金微型螺纹铣刀

TC630 Supreme mm



– 通用型微型螺纹铣刀

UNF
ASME B1.1

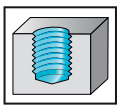

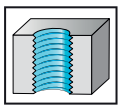

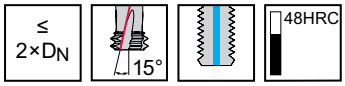

	P	M	K	N	S	H	O
WB10TJ	●●	●●	●●	●●	●●		●

刀具

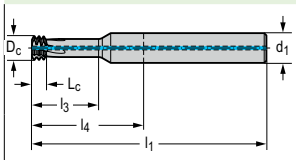

DIN 6535 HA

牌号	DN-P	每英寸牙数	Dc mm	Lc mm	l3 mm	l1 mm	l4 mm	d1 h6 mm	Z	WB10TJ
★ TC630-UNF1/4-A1D-	UNF 1/4-28	28	5,25	2,72	14,1	57	21	6	4	●
★ TC630-UNF5/16-A1D-	UNF 5/16-24	24	6,55	3,18	17,5	63	27	8	4	●
★ TC630-UNF3/8-A1D-	UNF 3/8-24	24	8	3,18	20,7	63	27	8	5	●

B6

整体硬质合金微型螺纹铣刀

TC630 Supreme mm



– 通用型微型螺纹铣刀

UNF
ASME B1.1

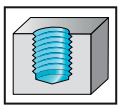

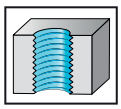

≤ 3×D_N





	P	M	K	N	S	H	O
WB10TJ	●●	●●	●●	●●	●●		●

刀具

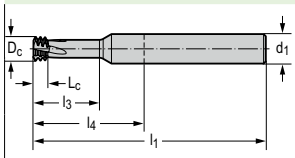

DIN 6535 HA

牌号	D_N-P	每英寸牙数	D_c mm	L_c mm	l_3 mm	l_1 mm	l_4 mm	d_1 h6 mm	Z	WB10TJ
★ TC630-UNF1-A0F-	UNF #1-72	72	1,4	0,71	5,74	38	10	3	4	●
★ TC630-UNF5-A0F-	UNF #5-44	44	2,45	1,73	9,82	57	21	6	4	●
★ TC630-UNF6-A0F-	UNF #6-40	40	2,75	1,91	11,5	57	21	6	4	●
★ TC630-UNF8-A0F-	UNF #8-36	36	3,25	2,12	12,85	57	21	6	4	●
★ TC630-UNF10-A0F-	UNF #10-32	32	3,85	2,38	15,7	57	21	6	4	●
★ TC630-UNF1/4-A0F-	UNF 1/4-28	28	5,25	2,72	20,45	57	22	6	4	●
★ TC630-UNF5/16-A0F-	UNF 5/16-24	24	6,55	3,18	25,4	63	28	8	4	●

整体硬质合金微型螺纹铣刀

TC630 Supreme mm



– 通用型微型螺纹铣刀
– Best operating smoothness due to Walter DeVibe technology

≤ 3×D_N | 15° | 48HRC | DeVibe

UNF
ASME B1.1

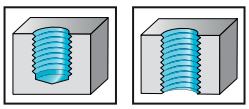

	P	M	K	N	S	H	O
WB10TJ	●●	●●	●●	●●	●●		●

刀具

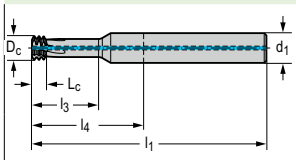

DIN 6535 HA

牌号	D_N-P	每英寸牙数	D_c mm	L_c mm	l_3 mm	l_1 mm	l_4 mm	d_1 h6 mm	Z	WB10TJ
★ TC630-UNF7/16-A5F-	UNF 7/16-20	20	9,4	3,81	33,98	77	37	10	5	●
★ TC630-UNF9/16-A5F-	UNF 9/16-18	18	12	4,23	43,57	91	46	12	5	●
★ TC630-UNF3/4-A5F-	UNF 3/4-16	16	16,6	4,76	57,95	110	62	18	6	●

整体硬质合金微型螺纹铣刀

TC630 Supreme mm



– Specialist for aerospace industry
– Ideal for engine components

STI-UNF
NASM 33537

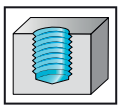

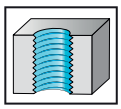

≤ 2×D_N



48HRC

	P	M	K	N	S	H	O
WB10RA	●	●●	●	●	●●		●

刀具

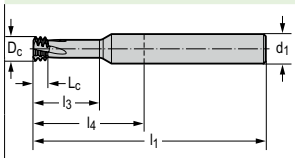

DIN 6535 HA

牌号	D_N-P	每英寸牙数	D_c mm	L_c mm	l_3 mm	l_1 mm	l_4 mm	d_1 h6 mm	Z	WB10RA
★ TC630-SUNF10-A0D-	STIUNF #10-32	32	4,85	2,38	12,12	57	21	6	4	●
★ TC630-SUNF1/4-A0D-	STIUNF 1/4-28	28	6,3	2,72	15,52	63	27	8	4	●
★ TC630-SUNF5/16A0D-	STIUNF 5/16-24	24	7,85	3,17	19,16	63	27	8	5	●
★ TC630-SUNF3/8-A0D-	STIUNF 3/8-24	24	9,35	3,17	22,33	72	32	10	5	●



C – 铣削

C1: 整体硬质合金铣刀		面
整体硬质合金铣刀	产品一览	
	整体硬质合金铣刀	300
	带 ConeFit 接口的整体硬质合金铣刀	318
	钎焊铣刀	330
	符号说明	338
	订购页	
	整体硬质合金铣刀	340

C2: 带可转位刀片的铣刀		面
铣削用可转位刀片	正型可转位刀片	350
	负型可转位刀片	362
	用于切向安装的可转位刀片	364
可转位刀片铣刀	产品一览	
	面铣刀	368
	高进给铣刀	372
	方肩铣刀	374
	槽铣刀	380
	仿形铣刀	384
	成形铣刀	386
	订购页	
	方肩铣刀	388

整体硬质合金铣刀

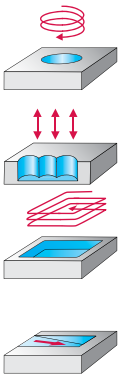







订货号	MC025 Advance		MC089 Advance		MD025 Supreme	
	[mm]	*[inch]*	[mm]	*[inch]*	[mm]	*[inch]*
直径范围	1–16	*0,125–0,625*	4–16	—	6–16	*0,250–0,625*
齿数	2–4	*4*	4		5–6	*5–6*
刀尖圆角半径	0,1–2	*0,020–0,080*	0,5–2		0,5–2	*0,020–0,080*
标准	PWZ-NORM L STANDARD		DIN 6527 L		PWZ-NORM L STANDARD	
刀柄	DIN 6535 HA		DIN 6535 HA		DIN 6535 HA	
P 钢	●●				●●	
M 不锈钢	●				●●	
K 铸铁	●				●	
N 有色金属					●	
S 难切削材料	●				●●	
H 硬材料			●●			
O 其他						
目录中的页面						
二维码						
www.walter-tools.com/woc/	MC025		MC089		MD025	

C1



整体硬质合金铣刀

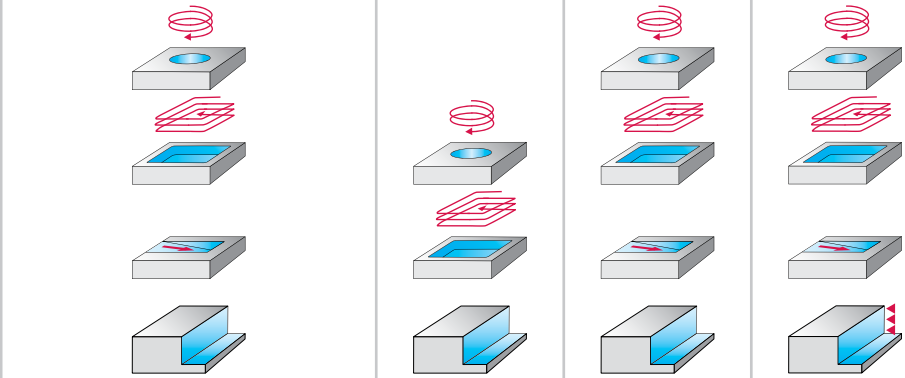



订货号	MC111 Advance		MC112 Advance		MC183 Advance		Protostar®		MC166 Advance	
	[mm]	*[inch]*	[mm]	*[inch]*	[mm]	*[inch]*	[mm]	*[inch]*	[mm]	*[inch]*
直径范围	2–20	*0,094–0,750*	4–16,5	—	6–16	—	0,4–3	—	12–20	—
齿数	4	*4*	4		6–16		2		3	
刀尖圆角半径	—	—	0,5–2		—		0,05–0,3		1–5	
标准	DIN 6527 K STANDARD		PWZ-NORM XL PWZ-NORM L		DIN 6527 L		PWZ-NORM MINI		PWZ-NORM L PWZ-NORM XL	
刀柄	DIN 6535 HA DIN 6535 HB		DIN 6535 HA		DIN 6535 HB		DIN 6535 HA		DIN 6535 HA	
P 钢	●●		●●				●●			
M 不锈钢	●		●							
K 铸铁	●		●							
N 有色金属	●						●		●●	
S 难切削材料	●		●							
H 硬材料					●●					
O 其他										
目录中的页面										
二维码										
www.walter-tools.com/woc/	MC111		MC112		MC183		protostar		MC166	

C1

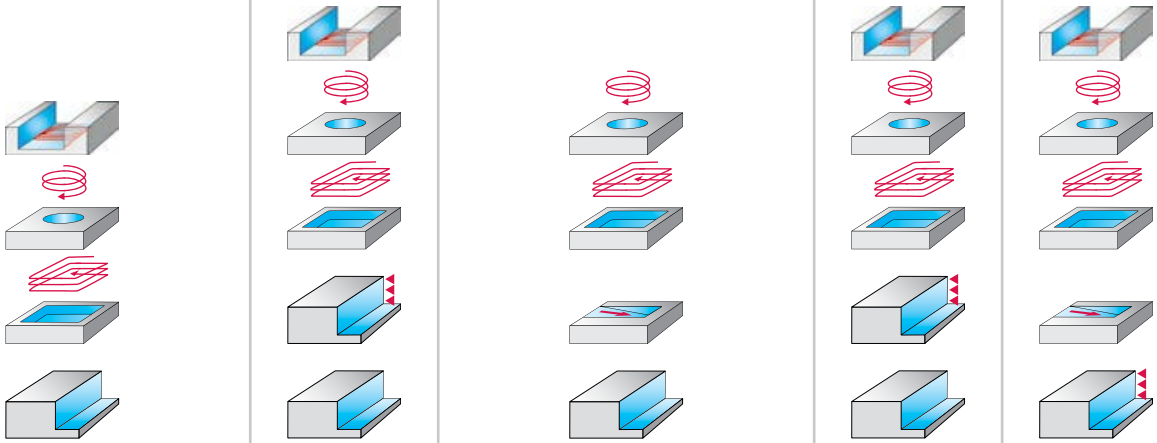



	MD133 Supreme		MD173 Supreme		MD177 Supreme		MC122 Advance		Protostar® Ti		MC128 Advance		MC187 Advance	
	[mm]	*[inch]*	[mm]	*[inch]*	[mm]	*[inch]*	[mm]	*[inch]*	[mm]	*[inch]*	[mm]	*[inch]*	[mm]	*[inch]*
	6–20	*0,250–0,750*	—	*0,250–1,000*	6–25	*0,187–1,000*	4–25	—	16–25	—	2–25	*0,250–0,750*	3–25	*0,125–0,750*
	5–6	*5–6*		*7*	7	*7*	4–8		4–5		4–8	*6–8*	4–8	*4–8*
	0,3–1	*0,015–0,030*		*0,015–0,120*	0,3–1,25	*0,015–0,120*	—		3–4		0,5–4	*0,015–0,250*	0,5–3	*0,015–0,060*
	PWZ-NORM L PWZ-NORM XL		STANDARD PWZ-NORM L PWZ-NORM XL		DIN 6527 L PWZ-NORM L STANDARD PWZ-NORM S PWZ-NORM XL		PWZ-NORM L PWZ-NORM XL DIN 6527 L		PWZ-NORM XL		DIN 6527 L STANDARD		PWZ-NORM L DIN 6527 L STANDARD	
	DIN 6535 HB		圆柱柄		圆柱柄		DIN 6535 HA DIN 6535 HB		DIN 6535 HA		DIN 6535 HA		DIN 6535 HA	
	●●		●		●		●●				●●			
	●●		●		●		●				●			
	●						●				●			
	●													
	●		●●		●●		●		●●		●			
													●●	

MD133	MD173	MD177	MC122	protostar-ti	MC128	MC187

整体硬质合金铣刀

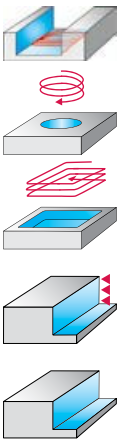

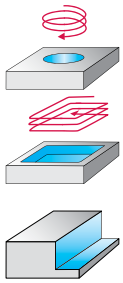





订货号	MD128 Supreme		MC129 Advance	
	[mm]	*[inch]*	[mm]	*[inch]*
直径范围	6–25	—	6–20	—
齿数	6–8		6	
刀尖圆角半径	0,5–4		—	
标准	PWZ-NORM		DIN 6527 L	
刀柄	DIN 6535 HA		DIN 6535 HA	
P 钢	●●		●●	
M 不锈钢	●●		●	
K 铸铁	●		●	
N 有色金属				
S 难切削材料	●●		●	
H 硬材料				
O 其他				
目录中的页面				
二维码				
www.walter-tools.com/woc/	MD128		MC129	

C1



整体硬质合金铣刀

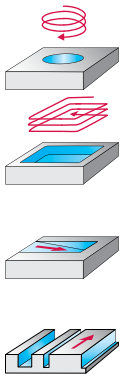











订货号	Protostar®		MB265 Supreme		MC213 Advance		MC216 Advance		MC281 Advance	
	[mm]	*[inch]*	[mm]	*[inch]*	[mm]	*[inch]*	[mm]	*[inch]*	[mm]	*[inch]*
直径范围	2–20	—	16–25	—	0,6–16,5	—	1–20	*0,094*	1–4	—
齿数	2		3		2–4		2–3	*2*	2	
刀尖圆角半径	—		2–4		0,06–1,5		—	—	0,2–0,5	
标准	PWZ-NORM L		PWZ-NORM XL		PWZ-NORM XL PWZ-NORM L		DIN 6527 L STANDARD PWZ-NORM L		PWZ-NORM MINI	
刀柄	DIN 6535 HA		DIN 6535 HA		DIN 6535 HA		DIN 6535 HA		DIN 6535 HA	
P 钢					●●		●●			
M 不锈钢					●		●			
K 铸铁					●		●			
N 有色金属	●●		●●							
S 难切削材料					●		●			
H 硬材料									●●	
O 其他										
目录中的页面										
二维码										
www.walter-tools.com/woc/	protostar		MB265		MC213		MC216		MC281	

C1

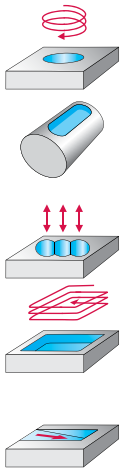

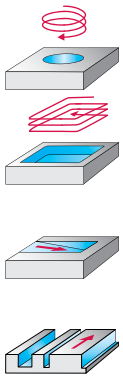















	MC716 Advance		MD266 Supreme		Protostar®		Protostar® Ultra		MC232 Perform		Proto·max™$_{ST}$		MC251 Advance	
	[mm]	*[inch]*	[mm]	*[inch]*	[mm]	*[inch]*	[mm]	*[inch]*	[mm]	*[inch]*	[mm]	*[inch]*	[mm]	*[inch]*
	1,8–20	—	2–25	—	0,5–12	—	0,8–16	—	2–20	*0,125–0,750*	6–25	*0,375–0,750*	3–20	—
	2–3		2–3		1–4		2–4		2–4	*2–4*	5	*5*	4	
	—		0,2–4		0,05–1		0,08–2		0,2–4	*0,015–0,125*	0,5–2	*0,030–0,060*	0,2–6	
	DIN 6527 K		DIN 6527 L P-NORM L P-NORM XL		DIN 6527 L PWZ-NORM L PWZ-NORM XL PWZ-NORM MINI		PWZ-NORM L PWZ-NORM MINI		DIN 6527 L STANDARD		DIN 6527 L STANDARD		DIN 6527 L	
	DIN 6535 HB		DIN 6535 HA		DIN 6535 HA		DIN 6535 HA		DIN 6535 HA DIN 6535 HB		DIN 6535 HB		DIN 6535 HA	
	●●								●●		●●			
	●								●		●		●●	
	●								●					
			●●		●●									
	●												●	
							●●							
					●●									



MC716



MD266



protostar



protostar-ultra



MC232



protomax-st



MC251

C1

整体硬质合金铣刀

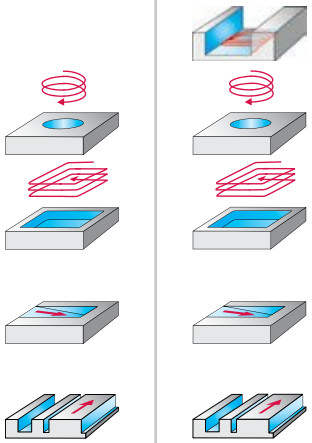







订货号	Proto·max™Inox		MC230 Advance Xill·tec™		MC319 Advance		MC320 Advance		MC377 Advance	
	[mm]	*[inch]*	[mm]	*[inch]*	[mm]	*[inch]*	[mm]	*[inch]*	[mm]	*[inch]*
直径范围	6–20	*0,250–0,750*	2–25	—	5–25	—	4–25	*0,250–0,750*	2–25	—
齿数	4	*4*	4		4		3–8	*4*	3–4	
刀尖圆角半径	0,5–4	—	0,2–4		0,2–0,4		0,2–0,4	*0,008–0,016*	0,2–4	
标准	DIN 6527 L DIN 6527		DIN 6527 L		DIN 6527 L		DIN 6527 K DIN 6527 L STANDARD		DIN 6527 L	
刀柄	DIN 6535 HA DIN 6535 HB		DIN 6535 HA DIN 6535 HB		DIN 6535 HB		DIN 6535 HB		DIN 6535 HA DIN 6535 HB	
P 钢			●●		●●		●●		●	
M 不锈钢	●●		●		●		●		●	
K 铸铁			●		●		●			
N 有色金属			●							
S 难切削材料	●		●		●		●		●●	
H 硬材料										
O 其他										
目录中的页面										
二维码										
www.walter-tools.com/woc/	protomax-inox		MC230		MC319		MC320		MC377	

C1

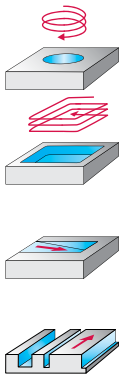









	MD377 Supreme		Protostar®		MC267 Advance		MC321 Advance		MC322 Advance		MC324 Advance		Protostar®	
	[mm]	*[inch]*	[mm]	*[inch]*	[mm]	*[inch]*	[mm]	*[inch]*	[mm]	*[inch]*	[mm]	*[inch]*	[mm]	*[inch]*
	6–25	—	6–25	—	1–20	—	2–12	*0,125–0,500*	6–20	—	1–20	—	2–25	—
	5		3		2–3		3–4	*4*	4–5		3		2–3	
	0,5–6,35		—		0,2–4		—	—	—		1,5–2		0,5	
	DIN 6527 L		PWZ-NORM L DIN 6527 L		DIN 6527 L		STUB PWZ-NORM S DIN 6527 K		DIN 6527 K		DIN 6527 L		PWZ-NORM L DIN 6527 L	
	DIN 6535 HA DIN 6535 HB		DIN 6535 HA DIN 6535 HB		DIN 6535 HA		DIN 6535 HA		DIN 6535 HA		DIN 6535 HA DIN 6535 HB		DIN 6535 HA	
							●●		●●		●●			
	●						●		●		●			
							●		●		●			
			●●		●●								●●	
	●●						●		●		●			

MD377	protostar	MC267	MC321	MC322	MC324	protostar

C1

整体硬质合金铣刀

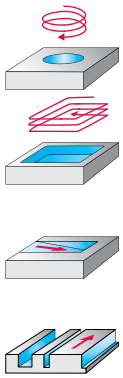

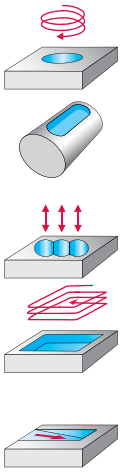











订货号	Proto·max™ST		MC326 Supreme		MC341 Supreme		MC388 Advance		MC726 Supreme	
	[mm]	*[inch]*	[mm]	*[inch]*	[mm]	*[inch]*	[mm]	*[inch]*	[mm]	*[inch]*
直径范围	2–20	*0,063–0,750*	2–25	*0,125–1,000*	6–20	—	2–12	*0,125–0,500*	2,8–16	—
齿数	3	*3*	3–5	*3–5*	4		3–4	*3–4*	3–4	
刀尖圆角半径	—	—	0,2–4	*0,015–0,160*	—		0,5–3	*0,015–0,030*	0,08–0,25	
标准	PWZ-NORM LONG		PWZ-NORM L DIN 6527 L STANDARD LONG STUB		PWZ-NORM		DIN 6527 L PWZ-NORM L		DIN 6527 K	
刀柄	DIN 6535 HA DIN 6535 HB		DIN 6535 HA DIN 6535 HB		DIN 6535 HA		DIN 6535 HA DIN 6535 HB		DIN 6535 HA DIN 6535 HB	
P 钢	●●		●●		●●		●		●●	
M 不锈钢	●		●		●				●	
K 铸铁			●						●	
N 有色金属										
S 难切削材料			●						●	
H 硬材料							●●			
O 其他										
目录中的页面										
二维码										
www.walter-tools.com/woc/	protomax-st		MC326		MC341		MC388		MC726	

C1

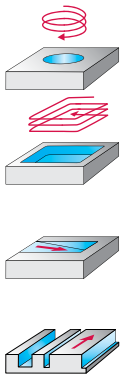



Proto·max™ST

	[mm]	*[inch]*
	3–20	*0,250–0,750*
	4	*4*
	0,2–4	—
	PWZ-NORM LONG	
	DIN 6535 HA DIN 6535 HB	
	●●	
	●	

protomax-st

整体硬质合金铣刀

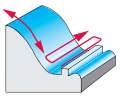







订货号	MC413 Advance		MC416 Advance		MC480 Advance		MC482 Advance		Protostar®	
	[mm]	*[inch]*	[mm]	*[inch]*	[mm]	*[inch]*	[mm]	*[inch]*	[mm]	*[inch]*
直径范围	1–16	—	1–20	*0,063–0,625*	0,4–5	—	1–16	*0,125–0,500*	0,3–16	—
齿数	2–4		2–4	*4*	2		2–4	*2*	2	
刀尖圆角半径	0,5–8		0,5–10	*0,031–0,313*	0,2–2,5		0,5–8	*0,062–0,250*	0,15–8	
标准	PWZ-NORM XL PWZ-NORM L		PWZ-NORM L STANDARD DIN 6527 L		PWZ-NORM MINI		DIN 6527 L DIN 6527 K PWZ-NORM XL		PWZ-NORM L PWZ-NORM MINI	
刀柄	DIN 6535 HA		DIN 6535 HA DIN 6535 HB		DIN 6535 HA		DIN 6535 HA		DIN 6535 HA	
P 钢	●●		●●						●●	
M 不锈钢	●		●							
K 铸铁	●		●							
N 有色金属	●		●						●●	
S 难切削材料	●		●							
H 硬材料					●●		●●			
O 其他									●●	
目录中的页面										
二维码										
www.walter-tools.com/woc/	MC413		MC416		MC480		MC482		protostar	

C1

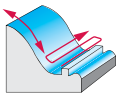





	Protostar® Ultra		Proto·max™Ultra	
	[mm]	*[inch]*	[mm]	*[inch]*
	1–16	—	1–12	—
	2–4		2	
	0,5–8		0,5–6	
	DIN 6527 L PWZ-NORM L		PWZ-NORM L PWZ-NORM MINI	
	DIN 6535 HA		DIN 6535 HA	
	●●		●●	

protostar-ultra

protomax-ultra

C1

整体硬质合金铣刀

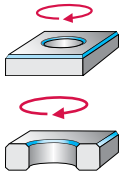







订货号	MC500 Advance		MC501 Advance		MC502 Advance		MC503 Advance		MC504 Advance	
	[mm]	*[inch]*	[mm]	*[inch]*	[mm]	*[inch]*	[mm]	*[inch]*	[mm]	*[inch]*
直径范围	6–10	—	6–12	—	10	—	6–20	—	6–12	—
齿数	4		4–6		4		3–4		4–6	
刀尖圆角半径										
标准	PWZ-NORM L		PWZ-NORM L		PWZ-NORM L		DIN 6527 L		PWZ-NORM L	
刀柄	DIN 6535 HA DIN 6535 HB		DIN 6535 HA DIN 6535 HB		DIN 6535 HA		DIN 6535 HA		DIN 6535 HA	
P 钢	●●		●●		●●		●●		●●	
M 不锈钢	●		●		●		●		●	
K 铸铁	●		●		●		●		●	
N 有色金属	●		●		●		●		●	
S 难切削材料	●		●		●		●		●	
H 硬材料										
O 其他										
目录中的页面										
二维码										
www.walter-tools.com/woc/	MC500		MC501		MC502		MC503		MC504	

C1

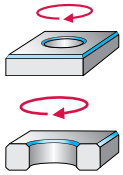



Protostar®

	[mm]	*[inch]*
	—	*0,250–0,500*
		4–6

STANDARD

圆柱柄

●●
●
●
●
●

protostar

C1

整体硬质合金铣刀

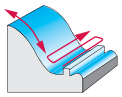





订货号	MD838 Supreme		MD839 Supreme	
	[mm]	*[inch]*	[mm]	*[inch]*
直径范围	6–16	—	6–16	—
齿数	4–8		4	
刀尖圆角半径	0,5–4		1–4	
标准	PWZ-NORM		PWZ-NORM	
刀柄	DIN 6535 HA		DIN 6535 HA	
P 钢	●●		●●	
M 不锈钢	●●		●●	
K 铸铁	●		●	
N 有色金属	●		●	
S 难切削材料	●●		●●	
H 硬材料				
O 其他				
目录中的页面				
二维码				
www.walter-tools.com/woc/	MD838		MD839	

C1

带 ConeFit 接口的整体硬质合金铣刀

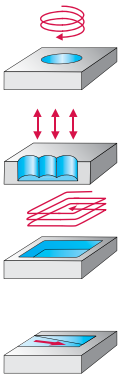









订货号	MC025 Advance		MD025		Protostar® Flash	
	[mm]	*[inch]*	[mm]	*[inch]*	[mm]	*[inch]*
直径范围	10–25,4	*0,375–0,750*	10–25	*0,375–1,000*	10–25	—
齿数	4	*4*	5–6	*5–6*	3–5	
刀尖圆角半径	1,5–3,18	*0,060–0,080*	1,5–3	*0,060–0,125*	1,5–3	
标准	PWZ-NORM		PWZ-NORM		PWZ-NORM	
刀柄	ConeFit		ConeFit		ConeFit	
P 钢	●●		●●		●●	
M 不锈钢	●		●●		●●	
K 铸铁	●		●		●	
N 有色金属			●			
S 难切削材料	●		●●		●	
H 硬材料						
O 其他						
目录中的页面						
二维码						
www.walter-tools.com/woc/	MC025		MD025		protostar-flash	

C1

带 ConeFit 接口的整体硬质合金铣刀

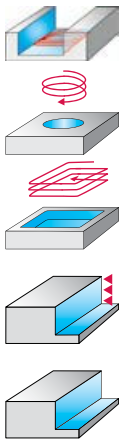



订货号	MC128		MC128		MD128		MD128	
	[mm]	*[inch]*	[mm]	*[inch]*	[mm]	*[inch]*	[mm]	*[inch]*
直径范围	12–16	—	10–25	—	10–25	—	10–25	—
齿数	6		6–8		6–8		6–8	
刀尖圆角半径	0,5–2		0,5–4		0,5–4		0,5–4	
标准	PWZ-NORM		PWZ-NORM		PWZ-NORM		PWZ-NORM	
刀柄	ConeFit		ConeFit		ConeFit		ConeFit	
P 钢	●●		●●		●●		●●	
M 不锈钢	●		●		●●		●●	
K 铸铁	●		●		●		●	
N 有色金属								
S 难切削材料	●		●		●●		●●	
H 硬材料								
O 其他								
目录中的页面								
二维码								
www.walter-tools.com/woc/	MC128		MC128		MD128		MD128	

C1

带 ConeFit 接口的整体硬质合金铣刀

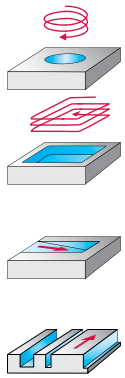

订货号	Protostar®		MC320		MC320		Protostar®		MC326	
	[mm]	*[inch]*	[mm]	*[inch]*	[mm]	*[inch]*	[mm]	*[inch]*	[mm]	*[inch]*
直径范围	10–16	—	12–25	—	10	—	10–25	—	25	*0,375–1,000*
齿数	2		4–8		4–5		2–3		5	*4–5*
刀尖圆角半径	0,2–3		0,35–0,4		0,35		—		1–4	*0,015–0,125*
标准	PWZ-NORM		PWZ-NORM		PWZ-NORM		PWZ-NORM		PWZ-NORM	
刀柄	ConeFit		ConeFit		ConeFit		ConeFit		ConeFit	
P 钢	●●		●●		●●		●●		●●	
M 不锈钢	●		●		●				●	
K 铸铁	●		●		●		●		●	
N 有色金属							●●			
S 难切削材料			●		●				●	
H 硬材料										
O 其他										
目录中的页面										
二维码										
www.walter-tools.com/woc/	protostar		MC320		MC320		protostar		MC326	

C1

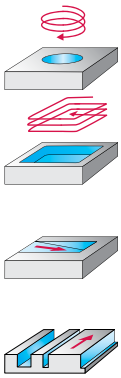



MC326



Proto·max™$_{Inox}$



Proto·max™$_{ST}$

	[mm]	*[inch]*	[mm]	*[inch]*	[mm]	*[inch]*
	10–25	*0,375–1,000*	10–25	—	10–20	—
	4–5	*4–5*	4–5		4	
	0,5–4	*0,015–0,030*	0,5–4		0,5–4	
	PWZ-NORM		PWZ-NORM		PWZ-NORM	
	ConeFit		ConeFit		ConeFit	
	●●				●●	
	●		●●			
	●				●	
	●		●			

MC326 protomax-inox protomax-st

C1

带 ConeFit 接口的整体硬质合金铣刀

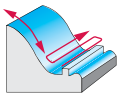





订货号	Protostar®		Protostar®	
	[mm]	*[inch]*	[mm]	*[inch]*
直径范围	10–16	—	10–25	*0,375–1,000*
齿数	2		2–4	*4*
刀尖圆角半径	5–8		5–12,5	*0,187–0,500*
标准	PWZ-NORM		PWZ-NORM	
刀柄	ConeFit		ConeFit	
P 钢	●●		●●	
M 不锈钢	●●		●●	
K 铸铁	●		●	
N 有色金属	●		●	
S 难切削材料				
H 硬材料				
O 其他				
目录中的页面				
二维码				
www.walter-tools.com/woc/	protostar		protostar	

C1

带 ConeFit 接口的整体硬质合金铣刀

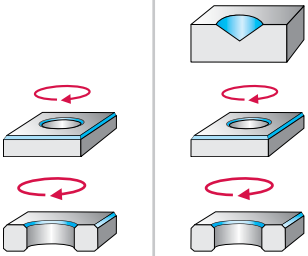





订货号	Protostar®		Protostar®	
	[mm]	*[inch]*	[mm]	*[inch]*
直径范围	10–20	*0,500–0,625*	10–16	—
齿数	4–8	*6–8*	2	
刀尖圆角半径				
标准	PWZ-NORM		PWZ-NORM	
刀柄	ConeFit		ConeFit	
P 钢	●●		●●	
M 不锈钢	●		●	
K 铸铁	●		●	
N 有色金属	●		●	
S 难切削材料	●		●	
H 硬材料				
O 其他				
目录中的页面				
二维码				
www.walter-tools.com/woc/	protostar		protostar	

C1

带 ConeFit 接口的整体硬质合金铣刀

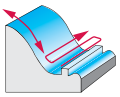



订货号	MD838	
	[mm]	*[inch]*
直径范围	16	—
齿数	8	
刀尖圆角半径	2–4	
标准	PWZ-NORM	
刀柄	ConeFit	
P 钢	●●	
M 不锈钢	●●	
K 铸铁	●	
N 有色金属	●	
S 难切削材料	●●	
H 硬材料		
O 其他		
目录中的页面		
二维码		
www.walter-tools.com/woc/	MD838	

C1



钎焊铣刀

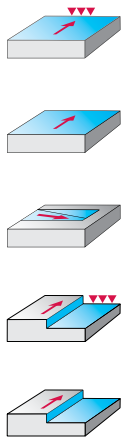
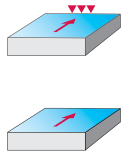
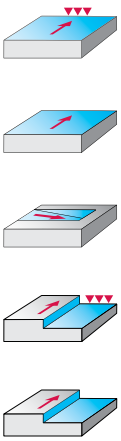







订货号	MP260		MP260		MP060		MP160		MP260	
	[mm]	*[inch]*	[mm]	*[inch]*	[mm]	*[inch]*	[mm]	*[inch]*	[mm]	*[inch]*
直径范围	4–6	—	8–12	—	40,6–125,6	—	16–40	—	16–20	—
齿数	2		2		10–22		3–4		2–3	
刀尖圆角半径	0,1–0,2		0,2		—		0,2		0,2	
标准										
刀柄	圆柱柄		圆柱柄		套式接口端面键驱动 DIN 138		ScrewFit 圆柱柄		ScrewFit 圆柱柄	
P 钢										
M 不锈钢										
K 铸铁										
N 有色金属	●●		●●		●●		●●		●●	
S 难切削材料										
H 硬材料										
O 其他	●		●		●		●		●	
目录中的页面										
二维码										
www.walter-tools.com/woc/	MP260		MP260		MP060		MP160		MP260	

C1

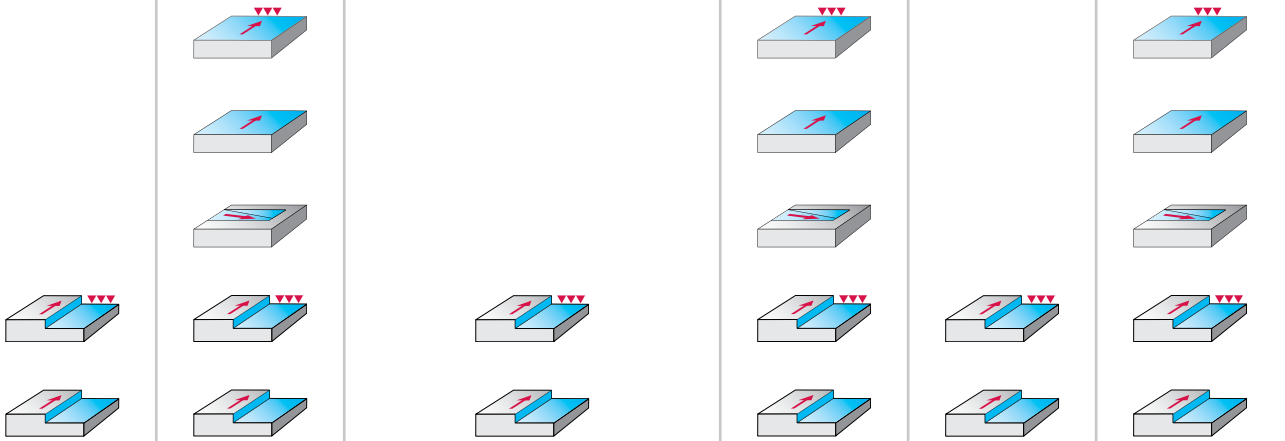



	[mm]	*[inch]*	[mm]	*[inch]*	[mm]	*[inch]*	[mm]	*[inch]*	[mm]	*[inch]*	[mm]	*[inch]*	[mm]	*[inch]*
	32	—	50–80	—	63	—	40	—	40–63	—	25	—	50	—
	4		6–8		6		6		6		4		6	
	—		—		—		—		—		—		—	
	DIN 1835 B		套式接口端面键驱动 DIN 138		SK DIN 69871		DIN 1835 B		NCT 模块化接口		DIN 1835 B		NCT 模块化接口	
	F1678				F1676		F1678		F1682		F1678		F1682	

C1

钎焊铣刀

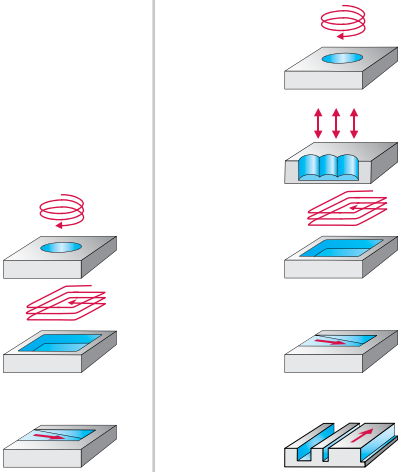



订货号	MC075		MC275		MC275	
	[mm]	*[inch]*	[mm]	*[inch]*	[mm]	*[inch]*
直径范围	8–25	—	10–25	—	8–12	—
齿数	4		4–8		4	
刀尖圆角半径	1–3		1–1,5		1	
标准	PWZ-NORM		PWZ-NORM		PWZ-NORM	
刀柄	ConeFit DIN 6535 HA		ConeFit DIN 6535 HA		ConeFit DIN 6535 HA	
P 钢						
M 不锈钢						
K 铸铁						
N 有色金属						
S 难切削材料	●●		●●		●●	
H 硬材料						
O 其他						
目录中的页面						
二维码						
www.walter-tools.com/woc/	MC075		MC275		MC275	

C1

钎焊铣刀

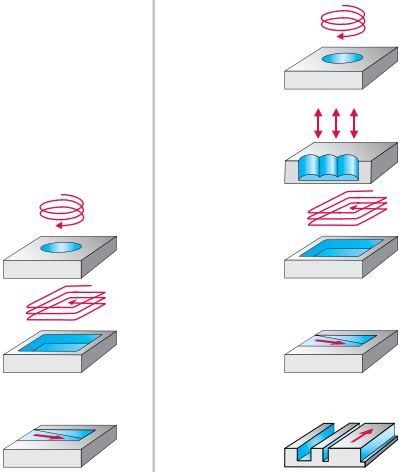



订货号	MC075		MC275		MC275	
	[mm]	*[inch]*	[mm]	*[inch]*	[mm]	*[inch]*
直径范围	16–25	—	12–25	—	12	—
齿数	4		6–8		4	
刀尖圆角半径	2–3		1–1,5		1	
标准	PWZ-NORM		PWZ-NORM		PWZ-NORM	
刀柄	ConeFit		ConeFit		ConeFit	
P 钢						
M 不锈钢						
K 铸铁						
N 有色金属						
S 难切削材料	●●		●●		●●	
H 硬材料						
O 其他						
目录中的页面						
二维码						
www.walter-tools.com/woc/	MC075		MC275		MC275	

C1

整体硬质合金和 PCD 铣刀符号说明

示例：

M	C	3	26	–	12.0	A	4	B	200	A	–	W	K	40	TF
1	2	3	4	5	6	7	8	9	10	11		材质			

1 刀具组

M Milling (铣削)

2 代次

P 采用钎焊刀刃的刀具

3 刀具种类

0 面铣刀，高进给铣刀
1 方肩铣刀
2 方肩铣刀 / 槽铣刀 / 玉米铣刀
3 方肩铣刀 / 槽铣刀 / 玉米铣刀 螺旋角 ≥ 40°
4 球头铣刀 / 仿形铣刀
5 成形铣刀
7 键槽 /螺旋插补铣刀
8 锥型 /弧线铣刀

4 刀具类型

00	通用	螺旋角 0°，倒角铣刀 60°
01	通用	螺旋角 0°，倒角铣刀 90°
02	通用	螺旋角 0°，倒角铣刀 120°
03	通用	螺旋角 0°，四分之一圆角铣刀
04	通用	螺旋角 0°，正 / 反去毛刺铣刀
11	通用	螺旋角 30°，N 型
12	通用	螺旋角 30°，高速切削型
13	通用	螺旋角 30°，高速切削型，长规格
16	通用	螺旋角 30°，30 型
19	通用	螺旋角 40°，带内冷的波刃槽型
20	通用	螺旋角 40°，波刃槽型
21	通用	螺旋角 45°，短规格
22	通用	螺旋角 45°，N 型
24	通用	螺旋角 45°，45 型
25	通用	螺旋角 50°，高进给
26	通用	螺旋角 50°，不均等槽深，不等距设计
28	通用	螺旋角 50°，N 型，密齿立铣刀
29	通用	螺旋角 60°，N 型，密齿立铣刀
30	通用	螺旋角 35° / 38° UNI HPC 槽型
32	通用	螺旋角 35°
33	通用	螺旋角 35° + 分屑槽
38	通用	螺旋角 30°，锥型弧线铣刀
39	通用	螺旋角 30°，切向弧线铣刀
41	ISO P	螺旋角 50°，HPC，不等距设计
51	ISO M	螺旋角 35° / 38°，无内冷
60	ISO N	钎焊 PCD，贯通式刀刃
65	ISO N	螺旋角 30°，铝制槽型，RAPAX G30 粗加工型腔，轴向内冷
66	ISO N	螺旋角 30°–35°，铝制槽型
67	ISO N	螺旋角 45°，铝制槽型
77	ISO S	螺旋角 38°–40°，Ti 槽型
80	ISO H	螺旋角 30°，高速切削，H 型
81	ISO H	螺旋角 30°，Mini HSC T，H 型
82	ISO H	螺旋角 30°，Mini HSC R，H 型
83	ISO H	螺旋角 30°，Multi Flute，H 型
87	ISO H	螺旋角 50°，Multi Flute，H 型
88	ISO H	螺旋角 50°，HPC，H 型
89	ISO H	螺旋角 50°，High Feed，H 型

5 分隔符

– 公制
. 英制

6 刀刃直径

7 刀柄类型

A 圆柱柄
B 套式接口
E ConeFit
T ScrewFit
W Weldon 侧固式刀柄

8 齿数

9 结构标准

A DIN 6527 K
B DIN 6527 L
C ANSI-Stub
D ANSI-Standard
L P-Norm L
M P-Norm Mini
P P-Norm
S P-Norm S
X P-Norm XL

10 刀尖圆角

11 参数

A l3 XS
B l3 S / 2 × D_c*
C l3 M / 3 × D_c*
D l3 L / 4 × D_c*
E l3 XL / 5 × D_c*
F l3 XXL / 6 × D_c*
G l3 XXXL / 8 × D_c*
H l3 XXXXL / 10 × D_c*
J Lc S / 3 × D_c*
K Lc M / 4 × D_c*
L Lc L / 5 × D_c*
V 锥型颈 $\alpha \leq 3°$
W 锥型颈 $\alpha \leq 6°$
X 锥型颈 $\alpha \leq 12°$

* 标准值

整体硬质合金刀具材料的刀具材质符号说明

示例：

W	K	40	TF
瓦尔特	1	2	3

1 基材

整体硬质合金

- B
- J
- K

2 应用范围

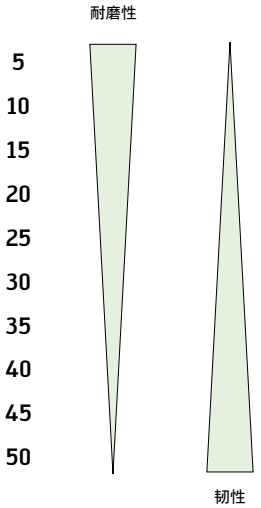

3 涂层

TF	TiAlN
UU	未涂层
CA	CrN
RC	TiAlN + AlTi
TZ	AlTiN + ZrN
ED	AlCRN
TG	TiAlSiN
RD	AlTiN + ZrN
RA	TiAlN + TiAl
EA	ACN
EN	nACRoA

PCD 刀具材料的刀具材质符号说明

示例：

W	D	N	20
瓦尔特	1	2	3

1 刀具材料

D	金刚石

2 主要应用

P	钢
M	不锈钢
K	铸铁
N	有色金属
S	难加工材料
H	硬材料

3 应用范围

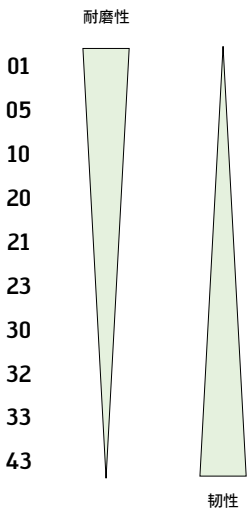

C1

整体硬质合金方肩铣刀

MC166 Advance mm



– 有效悬伸长

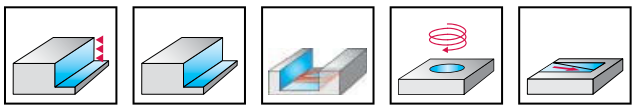

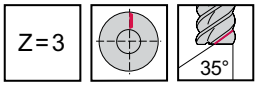

	P	M	K	N	S	H	O
WJ30UU				●●			

刀具

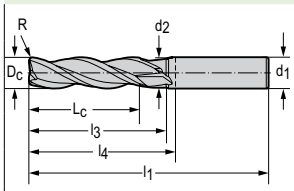

DIN 6535 HA

牌号	D_c mm	R mm	L_c mm	l_3 mm	d_2 mm	l_1 mm	l_4 mm	d_1 mm	Z	WJ30UU
★ MC166-12.0A3L100D-	12	1	42	52	11,4	100	55	12	3	☺
★ MC166-12.0A3L200D-	12	2	42	52	11,4	100	55	12	3	☺
★ MC166-12.0A3L300D-	12	3	42	52	11,4	100	55	12	3	☺
★ MC166-12.0A3L400D-	12	4	42	52	11,4	100	55	12	3	☺
★ MC166-15.0A3L300D-	15	3	52	64	14,3	115	67	16	3	☺
★ MC166-15.0A3L400D-	15	4	52	64	14,3	115	67	16	3	☺
★ MC166-16.0A3L100D-	16	1	56	70	15,2	121	73	16	3	☺
★ MC166-16.0A3L200D-	16	2	56	70	15,2	121	73	16	3	☺
★ MC166-16.0A3L300D-	16	3	56	70	15,2	121	73	16	3	☺
★ MC166-16.0A3L400D-	16	4	56	70	15,2	121	73	16	3	☺
★ MC166-16.0A3L500D-	16	5	56	70	15,2	121	73	16	3	☺
★ MC166-20.0A3L100D-	20	1	70	88	19	141	91	20	3	☺
★ MC166-20.0A3L200D-	20	2	70	88	19	141	91	20	3	☺
★ MC166-20.0A3L300D-	20	3	70	88	19	141	91	20	3	☺
★ MC166-20.0A3L400D-	20	4	70	88	19	141	91	20	3	☺
★ MC166-20.0A3L500D-	20	5	70	88	19	141	91	20	3	☺

铣槽 $a_p \leq 0.5 \times D_c$
方肩铣 $a_e \leq 0.3 \times D_a$

C1

整体硬质合金方肩铣刀

MC166 Advance mm



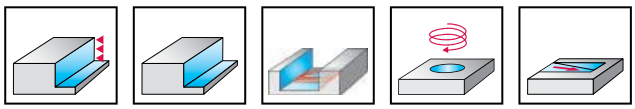



	P	M	K	N	S	H	O
WJ30UU				●●			

刀具

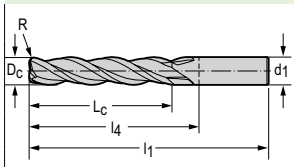

DIN 6535 HA

牌号	D_c mm	R mm	L_c mm	l_1 mm	l_4 mm	d_1 mm	Z	WJ30UU
★ MC166-12.0A3X100L-	12	1	60	118	73	12	3	☺
★ MC166-12.0A3X200L-	12	2	60	118	73	12	3	☺
★ MC166-12.0A3X300L-	12	3	60	118	73	12	3	☺
★ MC166-12.0A3X400L-	12	4	60	118	73	12	3	☺
★ MC166-15.0A3X300L-	15	3	75	139	91	16	3	☺
★ MC166-15.0A3X400L-	15	4	75	139	91	16	3	☺
★ MC166-16.0A3X100L-	16	1	80	145	97	16	3	☺
★ MC166-16.0A3X200L-	16	2	80	145	97	16	3	☺
★ MC166-16.0A3X300L-	16	3	80	145	97	16	3	☺
★ MC166-16.0A3X400L-	16	4	80	145	97	16	3	☺
★ MC166-16.0A3X500L-	16	5	80	145	97	16	3	☺
★ MC166-20.0A3X100L-	20	1	100	171	121	20	3	☺
★ MC166-20.0A3X200L-	20	2	100	171	121	20	3	☺
★ MC166-20.0A3X300L-	20	3	100	171	121	20	3	☺
★ MC166-20.0A3X400L-	20	4	100	171	121	20	3	☺
★ MC166-20.0A3X500L-	20	5	100	171	121	20	3	☺

铣槽 $a_p \leq 0.3 \times D_c$
方肩铣 $a_e \leq 0.3 \times D_c$

C1

整体硬质合金方肩铣刀

MD177 Supreme mm



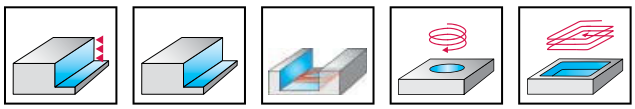

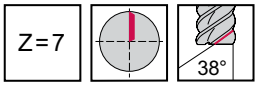

	P	M	K	N	S	H	O
WJ30EN	●	●			●●		

刀具

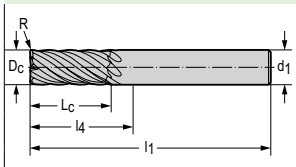

圆柱柄

牌号	D_c mm	R mm	L_c mm	l_1 mm	l_4 mm	d_1 mm	Z	WJ30EN
★ MD177-06.0A7B030-	6	0,3	13	57	21	6	7	
★ MD177-08.0A7B040-	8	0,4	19	63	27	8	7	
★ MD177-10.0A7B050-	10	0,5	22	72	32	10	7	
★ MD177-12.0A7B060-	12	0,6	26	83	38	12	7	
★ MD177-16.0A7B080-	16	0,8	32	92	44	16	7	
★ MD177-20.0A7B100-	20	1	38	104	54	20	7	
★ MD177-25.0A7B125-	25	1,25	45	121	65	25	7	

方肩铣 $a_e \leq 0.10 \times D_c$ 用于 ISO-P

C1

整体硬质合金方肩铣刀

MD177 Supreme mm



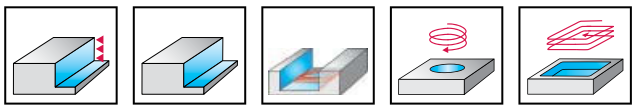

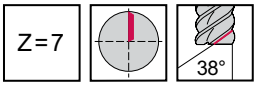

	P	M	K	N	S	H	O
WJ30EN	●	●			●●		

刀具

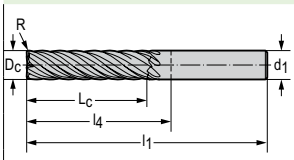

圆柱柄

牌号	D_c mm	R mm	L_c mm	l_1 mm	l_4 mm	d_1 mm	Z	WJ30EN
★ MD177-06.0A7L030K-	6	0,3	25	65	29	6	7	
★ MD177-08.0A7L040K-	8	0,4	34	80	44	8	7	
★ MD177-10.0A7L050K-	10	0,5	42	90	50	10	7	
★ MD177-12.0A7L060K-	12	0,6	50	100	55	12	7	
★ MD177-16.0A7L080K-	16	0,8	66	125	77	16	7	
★ MD177-20.0A7L100K-	20	1	83	145	95	20	7	
★ MD177-25.0A7L125K-	25	1,25	100	163	107	25	7	

方肩铣 $a_e \leq 0.03 \times D_c$ 用于 ISO-M 和 ISO-S
方肩铣 $a_e \leq 0.05 \times D_c$ 用于 ISO-P

C1

整体硬质合金方肩铣刀

MD177 Supreme inch



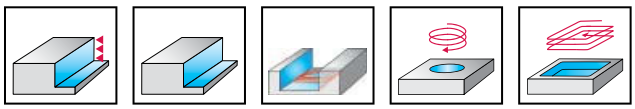

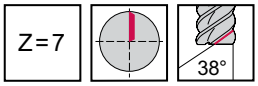

	P	M	K	N	S	H	O
WJ30EN	●	●			●●		

刀具

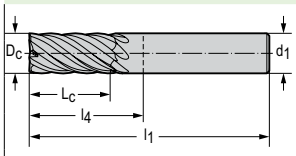

圆柱柄

牌号	D_c inch	L_c inch	l_1 inch	l_4 inch	d_1 inch	Z	WJ30EN
★ MD177.4.76A7LK-	0,187	0,750	2,500	1,083	0,187	7	●
★ MD177.6.35A7D-	0,250	0,500	2,500	1,083	0,250	7	●
★ MD177.6.35A7DJ-	0,250	0,750	2,500	1,083	0,250	7	●
★ MD177.6.35A7XL-	0,250	1,250	3,000	1,583	0,250	7	●
★ MD177.9.53A7S-	0,375	0,500	2,000	0,500	0,375	7	●
★ MD177.9.53A7D-	0,375	1,000	2,500	1,000	0,375	7	●
★ MD177.9.53A7LJ-	0,375	1,250	3,000	1,437	0,375	7	●
★ MD177.12.7A7S-	0,500	0,625	2,500	0,717	0,500	7	●
★ MD177.12.7A7D-	0,500	1,000	3,000	1,217	0,500	7	●
★ MD177.12.7A7DI-	0,500	1,250	3,000	1,250	0,500	7	●
★ MD177.12.7A7LK-	0,500	2,125	4,000	2,217	0,500	7	●
★ MD177.15.9A7S-	0,625	0,750	3,000	1,094	0,625	7	●
★ MD177.15.9A7D-	0,625	1,250	3,500	1,594	0,625	7	●
★ MD177.15.9A7DI-	0,625	1,625	3,500	1,625	0,625	7	●
★ MD177.15.9A7LJ-	0,625	2,125	4,000	2,125	0,625	7	●
★ MD177.19.1A7S-	0,750	1,000	3,000	1,000	0,750	7	●
★ MD177.19.1A7D-	0,750	1,625	4,000	1,969	0,750	7	●
★ MD177.19.1A7LJ-	0,750	2,250	5,000	2,968	0,750	7	●
★ MD177.19.1A7XK-	0,750	3,250	6,000	3,968	0,750	7	●
★ MD177.25.4A7DI-	1,000	2,625	5,000	2,717	1,000	7	●
★ MD177.25.4A7LJ-	1,000	3,250	6,000	3,717	1,000	7	●

方肩铣 $a_e \leq 0.10 \times D_c$ 用于 ISO-P

C1

整体硬质合金方肩铣刀

MD177 Supreme inch



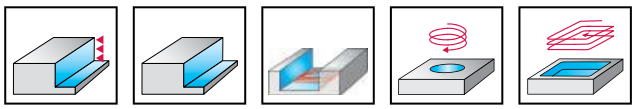

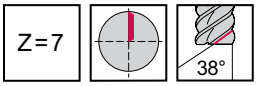

	P	M	K	N	S	H	O
WJ30EN	●	●			●●		

刀具

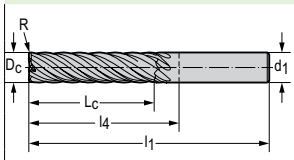

圆柱柄

牌号	D_c inch	R inch	L_c inch	l_1 inch	l_4 inch	d_1 inch	Z	WJ30EN
★ MD177.4.76A7L038K-	0,187	0,015	0,750	2,500	1,083	0,187	7	
★ MD177.6.35A7D038-	0,250	0,015	0,500	2,500	1,083	0,250	7	
★ MD177.6.35A7D076-	0,250	0,030	0,500	2,500	1,083	0,250	7	
★ MD177.6.35A7D076J-	0,250	0,030	0,750	2,500	1,083	0,250	7	
★ MD177.6.35A7X038L-	0,250	0,015	1,250	3,000	1,583	0,250	7	
★ MD177.6.35A7X076L-	0,250	0,030	1,250	3,000	1,583	0,250	7	
★ MD177.9.53A7S038-	0,375	0,015	0,500	2,000	0,500	0,375	7	
★ MD177.9.53A7S076-	0,375	0,030	0,500	2,000	0,500	0,375	7	
★ MD177.9.53A7S152-	0,375	0,060	0,500	2,000	0,500	0,375	7	
★ MD177.9.53A7D038-	0,375	0,015	1,000	2,500	1,000	0,375	7	
★ MD177.9.53A7D076-	0,375	0,030	1,000	2,500	1,000	0,375	7	
★ MD177.9.53A7D152-	0,375	0,060	1,000	2,500	1,000	0,375	7	
★ MD177.9.53A7L038J-	0,375	0,015	1,250	3,000	1,437	0,375	7	
★ MD177.9.53A7L076J-	0,375	0,030	1,250	3,000	1,437	0,375	7	
★ MD177.9.53A7L152J-	0,375	0,060	1,250	3,000	1,437	0,375	7	
★ MD177.12.7A7S038-	0,500	0,015	0,625	2,500	0,717	0,500	7	
★ MD177.12.7A7S076-	0,500	0,030	0,625	2,500	0,717	0,500	7	
★ MD177.12.7A7S152-	0,500	0,060	0,625	2,500	0,717	0,500	7	
★ MD177.12.7A7D038-	0,500	0,015	1,000	3,000	1,217	0,500	7	
★ MD177.12.7A7D076-	0,500	0,030	1,000	3,000	1,217	0,500	7	
★ MD177.12.7A7D152-	0,500	0,060	1,000	3,000	1,217	0,500	7	
★ MD177.12.7A7DI038-	0,500	0,015	1,250	3,000	1,250	0,500	7	
★ MD177.12.7A7D076I-	0,500	0,030	1,250	3,000	1,250	0,500	7	
★ MD177.12.7A7D152I-	0,500	0,060	1,250	3,000	1,250	0,500	7	
★ MD177.12.7A7L038K-	0,500	0,015	2,125	4,000	2,217	0,500	7	
★ MD177.12.7A7L076K-	0,500	0,030	2,125	4,000	2,217	0,500	7	
★ MD177.12.7A7L152K-	0,500	0,060	2,125	4,000	2,217	0,500	7	
★ MD177.15.9A7S038-	0,625	0,030	0,750	3,000	1,094	0,625	7	
★ MD177.15.9A7S076-	0,625	0,060	0,750	3,000	1,094	0,625	7	
★ MD177.15.9A7D038-	0,625	0,030	1,250	3,500	1,594	0,625	7	
★ MD177.15.9A7D076-	0,625	0,060	1,250	3,500	1,594	0,625	7	
★ MD177.15.9A7D038I-	0,625	0,015	1,625	3,500	1,625	0,625	7	
★ MD177.15.9A7D076I-	0,625	0,030	1,625	3,500	1,625	0,625	7	
★ MD177.15.9A7D152I-	0,625	0,060	1,625	3,500	1,625	0,625	7	
★ MD177.15.9A7L038J-	0,625	0,015	2,125	4,000	2,125	0,625	7	
★ MD177.15.9A7L076J-	0,625	0,030	2,125	4,000	2,125	0,625	7	

方肩铣 $a_e \leq 0.10 \times D_c$ 用于 ISO-P

C1

刀具

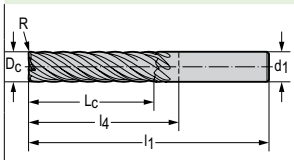

圆柱柄

牌号	D_c inch	R inch	L_c inch	l_1 inch	l_4 inch	d_1 inch	Z	WJ30EN
★ MD177.15.9A7L152J-	0,625	0,060	2,125	4,000	2,125	0,625	7	
★ MD177.19.1A7S076-	0,750	0,030	1,000	3,000	1,000	0,750	7	
★ MD177.19.1A7S152-	0,750	0,060	1,000	3,000	1,000	0,750	7	
★ MD177.19.1A7S305-	0,750	0,120	1,000	3,000	1,000	0,750	7	
★ MD177.19.1A7D038-	0,750	0,015	1,625	4,000	1,969	0,750	7	
★ MD177.19.1A7D076-	0,750	0,030	1,625	4,000	1,969	0,750	7	
★ MD177.19.1A7D152-	0,750	0,060	1,625	4,000	1,969	0,750	7	
★ MD177.19.1A7D305-	0,750	0,120	1,625	4,000	1,969	0,750	7	
★ MD177.19.1A7L076J-	0,750	0,030	2,250	5,000	2,968	0,750	7	
★ MD177.19.1A7L152J-	0,750	0,060	2,250	5,000	2,968	0,750	7	
★ MD177.19.1A7L305J-	0,750	0,120	2,250	5,000	2,968	0,750	7	
★ MD177.19.1A7X076K-	0,750	0,030	3,250	6,000	3,968	0,750	7	
★ MD177.19.1A7X152K-	0,750	0,060	3,250	6,000	3,968	0,750	7	
★ MD177.25.4A7D076I-	1,000	0,030	2,625	5,000	2,717	1,000	7	
★ MD177.25.4A7D152I-	1,000	0,060	2,625	5,000	2,717	1,000	7	
★ MD177.25.4A7D305I-	1,000	0,120	2,625	5,000	2,717	1,000	7	
★ MD177.25.4A7L038J-	1,000	0,015	3,250	6,000	3,717	1,000	7	
★ MD177.25.4A7L076J-	1,000	0,030	3,250	6,000	3,717	1,000	7	
★ MD177.25.4A7L152J-	1,000	0,060	3,250	6,000	3,717	1,000	7	
★ MD177.25.4A7L305J-	1,000	0,120	3,250	6,000	3,717	1,000	7	

方肩铣 $a_e \leq 0.10 \times D_c$ 用于 ISO-P

C1

整体硬质合金方肩铣刀

MD173 Supreme inch



– 断屑槽

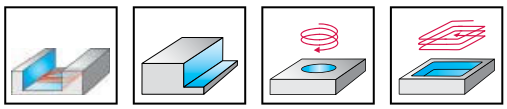

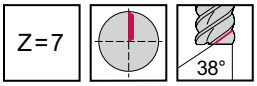

	P	M	K	N	S	H	O
WJ30EN	●	●			●●		

刀具

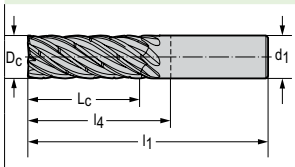

圆柱柄

牌号	D_c inch	L_c inch	l_1 inch	l_4 inch	d_1 inch	Z	WJ30EN
★ MD173.15.9A7DI-	0,625	1,625	3,500	1,625	0,625	7	
★ MD173.15.9A7LJ-	0,625	2,125	4,000	2,125	0,625	7	
★ MD173.19.1A7XK-	0,750	3,250	6,000	3,968	0,750	7	
★ MD173.25.4A7LJ-	1,000	3,250	6,000	3,717	1,000	7	

方肩铣 $a_e \leq 0.10 \times D_c$ 用于 ISO-P

C1

整体硬质合金方肩铣刀

MD173 Supreme inch



– 断屑槽

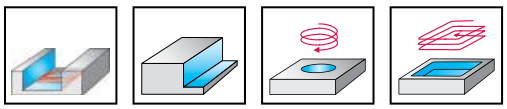

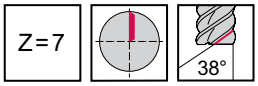

	P	M	K	N	S	H	O
WJ30EN	●	●			●●		

刀具

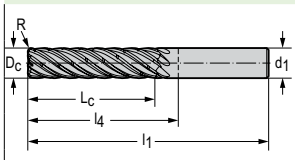

圆柱柄

牌号	D_c inch	R inch	L_c inch	l_1 inch	l_4 inch	d_1 inch	Z	WJ30EN
★ MD173.6.35A7X038L-	0,250	0,015	1,250	3,000	1,583	0,250	7	●
★ MD173.9.53A7L038J-	0,375	0,015	1,250	3,000	1,437	0,375	7	●
★ MD173.9.53A7L076J-	0,375	0,030	1,250	3,000	1,437	0,375	7	●
★ MD173.9.53A7L152J-	0,375	0,060	1,250	3,000	1,437	0,375	7	●
★ MD173.12.7A7D038I-	0,500	0,015	1,250	3,000	1,250	0,500	7	●
★ MD173.12.7A7D076I-	0,500	0,030	1,250	3,000	1,250	0,500	7	●
★ MD173.12.7A7D152I-	0,500	0,060	1,250	3,000	1,250	0,500	7	●
★ MD173.12.7A7L076K-	0,500	0,030	2,125	4,000	2,217	0,500	7	●
★ MD173.12.7A7L152K-	0,500	0,060	2,125	4,000	2,217	0,500	7	●
★ MD173.15.9A7D038I-	0,625	0,015	1,625	3,500	1,625	0,625	7	●
★ MD173.15.9A7D076I-	0,625	0,030	1,625	3,500	1,625	0,625	7	●
★ MD173.15.9A7L038J-	0,625	0,015	2,125	4,000	2,125	0,625	7	●
★ MD173.15.9A7L076J-	0,625	0,030	2,125	4,000	2,125	0,625	7	●
★ MD173.15.9A7L152J-	0,625	0,060	2,125	4,000	2,125	0,625	7	●
★ MD173.19.1A7D076-	0,750	0,030	1,625	4,000	1,969	0,750	7	●
★ MD173.19.1A7D152-	0,750	0,060	1,625	4,000	1,969	0,750	7	●
★ MD173.19.1A7D305-	0,750	0,120	1,625	4,000	1,969	0,750	7	●
★ MD173.19.1A7L076J-	0,750	0,030	2,250	5,000	2,968	0,750	7	●
★ MD173.19.1A7L152J-	0,750	0,060	2,250	5,000	2,968	0,750	7	●
★ MD173.19.1A7L305J-	0,750	0,120	2,250	5,000	2,968	0,750	7	●
★ MD173.19.1A7X076K-	0,750	0,030	3,250	6,000	3,968	0,750	7	●
★ MD173.19.1A7X152K-	0,750	0,060	3,250	6,000	3,968	0,750	7	●
★ MD173.19.1A7X305K-	0,750	0,120	3,250	6,000	3,968	0,750	7	●
★ MD173.25.4A7D038I-	1,000	0,015	2,625	5,000	2,717	1,000	7	●
★ MD173.25.4A7D152I-	1,000	0,060	2,625	5,000	2,717	1,000	7	●
★ MD173.25.4A7D305I-	1,000	0,120	2,625	5,000	2,717	1,000	7	●

方肩铣 $a_e \leq 0.10 \times D_c$ 用于 ISO-P

C1



菱形，正型
ACGT / ACMT
Tiger·tec® Gold

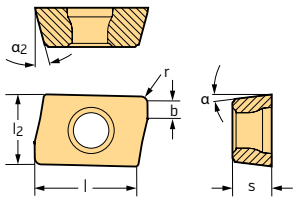

刀片

	牌号	s mm	公差等级	切削刃数量	l mm	l_2 mm	r mm	α	α_2	b mm	P HC WKP25S	P HC WKP35G	P HC WKP35S	P HC WSP45G	P HC WSP45S	M HC WSM35S	M HC WSP45G	M HC WSP45S	K HC WAK15	K HC WKK25S	K HC WKP25S	K HC WKP35G	K HC WKP35S	N HC WXN15	N HW WK10	S HC WSM35S	S HC WSP45G	S HC WSP45S
	ACGT060204R-G65	2,38	G	2	6,7	4,4	0,4	7°	15°	0,9	●	●	●	●	●	●	●	●			●	●	●			●	●	●
	ACGT060204R-M85	2,38	G	2	6,7	4,4	0,4	7°	15°	0,9														●	●			
	ACMT060202R-G55	2,38	M	2	6,7	4,4	0,2	7°	15°	1		●	●	●			●						●	●				●	
	ACMT060204R-G55	2,38	M	2	6,7	4,4	0,4	7°	15°	0,9	●	●	●	●		●	●		●	●	●	●	●			●	●	
	ACMT060208R-G55	2,38	M	2	6,7	4,4	0,8	7°	15°	0,8		●	●	●			●						●	●				●	
	ACMT060212R-G55	2,38	M	2	6,7	4,4	1,2	7°	15°	0,6		●	●	●			●						●	●				●	
	ACMT060216R-G55	2,38	M	2	6,7	4,4	1,6	7°	15°	0,1		●	●	●			●						●	●				●	
	ACMT060204R-K55	2,38	M	2	6,7	4,4	0,4	7°	15°	0,9		●	●	●	●	●	●	●				●	●			●	●	●

HC = 涂层硬质合金
HW = 无涂层硬质合金

菱形，正型
ADMT
Tiger·tec® Gold

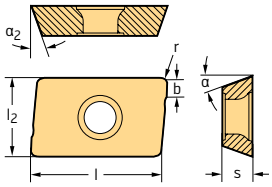

刀片

	牌号	s mm	公差等级	切削刃数量	l mm	l_2 mm	r mm	α	α_2	b mm	P HC WKP25S	P HC WKP35G	P HC WKP35S	P HC WSP45G	P HC WSP45S	M HC WSM35S	M HC WSM45X	M HC WSP45G	M HC WSP45S	K HC WAK15	K HC WKK25S	K HC WKP25S	K HC WKP35G	K HC WKP35S	S HC WSM35S	S HC WSM45X	S HC WSP45G	S HC WSP45S
	ADMT080304R-D56	3,35	M	2	9,52	6,75	0,4	15°	20°	1,2	●	●	●	●	●			●	●	●		●	●	●			●	●
	ADMT120408R-D56	4,76	M	2	13,6	8,4	0,8	15°	20°	1,2	●	●	●	●	●			●	●	●	●	●	●	●			●	●
	ADMT160608R-D56	6,15	M	2	17,5	10,8	0,8	15°	20°	1,6	●	●	●	●	●			●	●	●	●	●	●	●			●	●
	ADMT180712R-D56	7,04	M	2	19	14,5	1,2	15°	17°	1,8	●	●	●	●	●			●	●		●	●	●	●			●	●
	ADMT080302R-F56	3,35	M	2	9,52	6,75	0,2	15°	20°	1,2		●	●	●	●	●		●	●				●	●	●		●	●
	ADMT080304L-F56	3,35	M	2	9,52	6,75	0,4	15°	20°	1,2		●	●	●	●			●	●				●	●			●	●
	ADMT080304R-F56	3,35	M	2	9,52	6,75	0,4	15°	20°	1,2	●	●	●	●	●	●		●	●	●		●	●	●	●		●	●
	ADMT080308L-F56	3,35	M	2	9,52	6,75	0,8	15°	20°	1,2		●	●	●	●			●	●				●	●			●	●
	ADMT080308R-F56	3,35	M	2	9,52	6,75	0,8	15°	20°	1,2		●	●	●		●		●					●	●	●		●	
	ADMT080312R-F56	3,35	M	2	9,52	6,75	1,2	15°	20°	1		●	●	●	●	●		●	●				●	●	●		●	●
	ADMT080316R-F56	3,35	M	2	9,52	6,75	1,6	15°	20°	1		●	●	●	●	●		●	●				●	●	●		●	●
	ADMT080320R-F56	3,35	M	2	9,52	6,75	2	15°	20°	1		●	●	●	●	●		●	●				●	●	●		●	●
	ADMT10T304R-F56	3,8	M	2	11,3	7,25	0,4	15°	15°	1,2		●	●	●	●	●		●	●				●	●	●		●	●
	ADMT10T308R-F56	3,8	M	2	11,3	7,25	0,8	15°	15°	1,2	●	●	●	●		●	●	●			●	●	●	●	●	●	●	
	ADMT10T312R-F56	3,8	M	2	11,3	7,25	1,2	15°	15°	1,2		●	●	●	●	●		●	●				●	●	●		●	●
	ADMT10T316R-F56	3,8	M	2	11,3	7,25	1,6	15°	15°	1,2		●	●	●	●	●	●	●	●				●	●	●	●	●	●
	ADMT10T320R-F56	3,8	M	2	11,3	7,25	2	15°	15°	1		●	●	●	●	●	●	●	●				●	●	●	●	●	●
	ADMT10T325R-F56	3,8	M	2	11,3	7,25	2,5	15°	15°	1		●		●	●	●		●	●				●		●		●	●
	ADMT10T330R-F56	3,8	M	2	11,3	7,25	3	15°	15°	0,8		●	●	●	●	●		●	●				●	●	●		●	●
	ADMT10T332R-F56	3,8	M	2	11,3	7,25	3,2	15°	15°	0,8		●		●	●	●	●	●	●				●		●	●	●	●
	ADMT120404R-F56	4,76	M	2	13,6	8,4	0,4	15°	20°	1,2		●	●	●	●	●		●	●				●	●	●		●	●
	ADMT120408L-F56	4,76	M	2	13,6	8,4	0,8	15°	20°	1,2		●	●	●	●			●	●				●	●			●	●
	ADMT120408R-F56	4,76	M	2	13,6	8,4	0,8	15°	20°	1,2	●	●	●	●		●	●	●		●	●	●	●	●	●	●	●	
	ADMT120412R-F56	4,76	M	2	13,6	8,4	1,2	15°	20°	1,2		●	●	●	●	●		●	●				●	●	●		●	●
	ADMT120416L-F56	4,76	M	2	13,6	8,4	1,6	15°	20°	1		●	●	●	●			●	●				●	●			●	●
	ADMT120416R-F56	4,76	M	2	13,6	8,4	1,6	15°	20°	1		●	●	●	●	●		●	●				●	●	●		●	●
	ADMT120420R-F56	4,76	M	2	13,6	8,4	2	15°	20°	1		●	●	●	●	●		●	●				●	●	●		●	●
	ADMT120425L-F56	4,76	M	2	13,6	8,4	2,5	15°	20°	0,8		●	●	●	●			●	●				●	●			●	●
	ADMT120425R-F56	4,76	M	2	13,6	8,4	2,5	15°	20°	0,8		●	●	●	●			●	●				●	●			●	●
	ADMT120430L-F56	4,76	M	2	13,6	8,4	3	15°	20°	0,8		●	●	●	●			●	●				●	●			●	●
	ADMT120430R-F56	4,76	M	2	13,6	8,4	3	15°	20°	0,8		●	●	●	●	●	●	●	●				●	●	●	●	●	●
	ADMT120432R-F56	4,76	M	2	13,6	8,4	3,2	15°	20°	0,8		●	●	●	●	●		●	●				●	●	●		●	●
	ADMT120440L-F56	4,76	M	2	13,6	8,4	4	15°	20°	0,4		●		●	●			●	●				●				●	●
	ADMT120440R-F56	4,76	M	2	13,6	8,4	4	15°	20°	0,4		●	●	●	●	●	●	●	●				●	●	●	●	●	●
	ADMT160608L-F56	6,15	M	2	17,5	10,8	0,8	15°	20°	1,6		●	●	●	●			●	●				●	●			●	●
	ADMT160608R-F56	6,15	M	2	17,5	10,8	0,8	15°	20°	1,6	●	●	●	●		●	●	●		●	●	●	●	●	●	●	●	
	ADMT160612R-F56	6,15	M	2	17,5	10,8	1,2	15°	20°	1,6		●	●	●	●	●	●	●	●				●	●	●	●	●	●
	ADMT160616L-F56	6,15	M	2	17,5	10,8	1,6	15°	20°	1,4		●	●	●	●			●	●				●	●			●	●
	ADMT160616R-F56	6,15	M	2	17,5	10,8	1,6	15°	20°	1,4		●	●	●	●	●	●	●	●				●	●	●	●	●	●
	ADMT160620R-F56	6,15	M	2	17,5	10,8	2	15°	20°	1,4		●	●	●	●	●		●	●				●	●	●		●	●
	ADMT160625L-F56	6,15	M	2	17,5	10,8	2,5	15°	20°	1,2		●		●	●			●	●				●				●	●
	ADMT160625R-F56	6,15	M	2	17,5	10,8	2,5	15°	20°	1,2		●	●	●	●	●		●	●				●	●	●		●	●
	ADMT160630L-F56	6,15	M	2	17,5	10,8	3	15°	20°	1,2		●	●	●	●			●	●				●	●			●	●
	ADMT160630R-F56	6,15	M	2	17,5	10,8	3	15°	20°	1,2		●	●	●	●	●	●	●	●				●	●	●	●	●	●

HC = 涂层硬质合金

C2

菱形，正型
ADMT
Tiger·tec® Gold

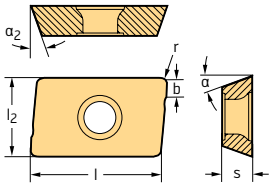

刀片

	牌号	s mm	公差等级	切削刃数量	l mm	l_2 mm	r mm	α	α_2	b mm	P HC WKP25S	P HC WKP35G	P HC WKP35S	P HC WSP45G	P HC WSP45S	M HC WSM35S	M HC WSM45X	M HC WSP45G	M HC WSP45S	K HC WAK15	K HC WKK25S	K HC WKP25S	K HC WKP35G	K HC WKP35S	S HC WSM35S	S HC WSM45X	S HC WSP45G	S HC WSP45S
	ADMT160632R-F56	6,15	M	2	17,5	10,8	3,2	15°	20°	1,2		●	●	●	●	●		●	●				●	●	●		●	●
	ADMT160640L-F56	6,15	M	2	17,5	10,8	4	15°	20°	1		●	●	●	●			●	●				●	●			●	●
	ADMT160640R-F56	6,15	M	2	17,5	10,8	4	15°	20°	1		●	●	●	●	●		●	●				●	●	●		●	●
	ADMT160650R-F56	6,15	M	2	17,5	10,8	5	15°	20°			●	●	●	●	●		●	●				●	●	●		●	●
	ADMT160660R-F56	6,15	M	2	17,5	10,8	6	15°	20°			●	●	●	●	●		●	●				●	●	●		●	●
	ADMT180712R-F56	7,04	M	2	19	14,5	1,2	15°	17°	1,8	●	●	●	●				●			●	●	●	●			●	
	ADMT080304R-G56	3,35	M	2	9,52	6,75	0,4	15°	20°	1,2		●	●	●	●			●	●				●	●			●	●
	ADMT10T308R-G56	3,8	M	2	11,3	7,25	0,8	15°	15°	1,2		●	●	●	●			●	●				●	●	●		●	●
	ADMT120408R-G56	4,76	M	2	13,6	8,4	0,8	15°	20°	1,2		●	●	●	●	●		●	●				●	●	●		●	●
	ADMT160608R-G56	6,15	M	2	17,5	10,8	0,8	15°	20°	1,6		●	●	●	●	●		●	●				●	●	●		●	●

HC = 涂层硬质合金

菱形，正型
ADGT / ADKT
Tiger·tec® Gold

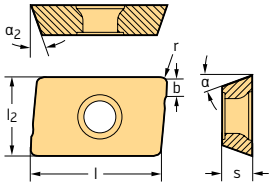

刀片

	牌号	s mm	公差等级	切削刃数量	l mm	l_2 mm	r mm	α	α_2	b mm	P HC WKP25S	P HC WKP35G	P HC WKP35S	P HC WSP45G	P HC WSP45S	M HC WSM35S	M HC WSP45G	M HC WSP45S	K HC WAK15	K HC WKP25S	K HC WKP35G	K HC WKP35S	S HC WSM35S	S HC WSP45G	S HC WSP45S
	ADGT0803PER-D51	3,35	G	2	9,52	6,75	0,4	15°	20°	1,2	●	●	●	●	●		●	●		●	●	●		●	●
	ADGT1204PER-D51	4,76	G	2	13,6	8,4	0,8	15°	20°	1,2	●	●	●	●	●		●	●		●	●	●		●	●
	ADGT1606PER-D51	6,15	G	2	17,5	10,8	0,8	15°	20°	1,6	●	●	●	●	●		●	●		●	●	●		●	●
	ADGT1807PER-D51	7,94	G	2	19	14,5	1,2	15°	17°	1,8		●										●			
	ADGT10T330R-D67	3,8	G	2	11,3	7,25	3	15°	15°	0,8				●			●							●	
	ADGT10T3PER-D67	3,8	G	2	11,3	7,25	0,8	15°	15°	1,2		●	●	●	●	●	●	●				●	●	●	●
	ADGT120416R-D67	4,76	G	2	13,6	8,4	1,6	15°	20°	1				●	●		●	●						●	●
	ADGT1204PER-D67	4,76	G	2	13,6	8,4	0,8	15°	20°	1,2		●	●	●	●	●	●	●				●	●	●	●
	ADGT160616R-D67	6,15	G	2	17,5	10,8	1,6	15°	20°	1				●	●		●	●						●	●
	ADGT1606PER-D67	6,15	G	2	17,5	10,8	0,8	15°	20°	1,6		●	●	●	●	●	●	●				●	●	●	●

HC = 涂层硬质合金

C2

菱形，正型
ADGT / ADKT
Tiger·tec® Gold

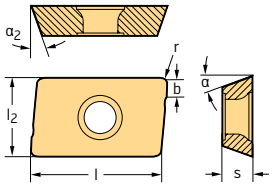

刀片

	牌号	s mm	公差等级	切削刃数量	l mm	l_2 mm	r mm	α	α_2	b mm	P					M			K				S		
														HC			HC			HC				HC		
											WKP25S	WKP35G	WKP35S	WSP45G	WSP45S	WSM35S	WSP45G	WSP45S	WAK15	WKP25S	WKP35G	WKP35S	WSM35S	WSP45G	WSP45S
	ADGT0803PER-F56	3,35	G	2	9,52	6,75	0,4	15°	20°	1,2				●	●	●	●	●					●	●	●
	ADGT120404R-F56	4,76	G	2	13,6	8,4	0,4	15°	20°	1,2				●	●		●	●						●	●
	ADGT120430R-F56	4,76	G	2	13,6	8,4	3	15°	20°	0,8				●			●							●	
	ADGT120440R-F56	4,76	G	2	13,6	8,4	4	15°	20°	0,4				●	●		●	●						●	●
	ADGT1204PER-F56	4,76	G	2	13,6	8,4	0,8	15°	20°	1,2				●	●	●	●	●					●	●	●
	ADGT160612R-F56	6,15	G	2	17,5	10,8	1,2	15°	20°	1,6				●			●							●	
	ADGT160616R-F56	6,15	G	2	17,5	10,8	1,6	15°	20°	1,4				●	●		●	●						●	●
	ADGT160620R-F56	6,15	G	2	17,5	10,8	2	15°	20°	1,4				●	●		●	●						●	●
	ADGT160632R-F56	6,15	G	2	17,5	10,8	3,2	15°	20°	1,2				●	●		●	●						●	●
	ADGT160640R-F56	6,15	G	2	17,5	10,8	4	15°	20°	1				●	●		●	●						●	●
	ADGT1606PER-F56	6,15	G	2	17,5	10,8	0,8	15°	20°	1,6				●	●	●	●	●					●	●	●
	ADGT10T3PER-G77	3,8	G	2	11,3	7,25	0,8	15°	15°	1,2				●	●	●	●	●					●	●	●
	ADGT1204PER-G77	4,76	G	2	13,6	8,4	0,8	15°	20°	1,2				●	●	●	●	●					●	●	●
	ADGT1606PER-G77	6,15	G	2	17,5	10,8	0,8	15°	20°	1,2				●	●	●	●	●					●	●	●
	ADKT0803PEL-F56	3,35	K	2	9,52	6,75	0,4	15°	20°	1,2			●	●	●		●	●				●		●	●
	ADKT0803PER-F56	3,35	K	2	9,52	6,75	0,4	15°	20°	1,2	●		●	●			●		●	●		●		●	
	ADKT10T3PER-F56	3,8	K	2	11,3	7,25	0,8	15°	15°	1,2			●	●			●					●		●	
	ADKT1204PEL-F56	4,76	K	2	13,6	8,4	0,8	15°	20°	1,2			●	●			●					●		●	
	ADKT1204PER-F56	4,76	K	2	13,6	8,4	0,8	15°	20°	1,2	●		●	●	●		●	●	●	●		●		●	●
	ADKT1606PEL-F56	6,15	K	2	17,5	10,8	0,8	15°	20°	1,6			●	●	●		●	●				●		●	●
	ADKT1606PER-F56	6,15	K	2	17,5	10,8	0,8	15°	20°	1,6	●		●	●	●		●	●	●	●		●		●	●

HC = 涂层硬质合金

菱形，正型
BCGT / BCHT / BCMT
Tiger·tec® Gold

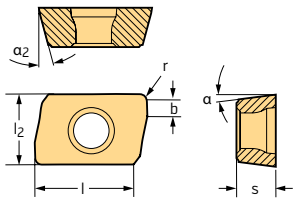

刀片

	牌号	s mm	公差等级	切削刃数量	l mm	l_2 mm	r mm	α	α_2	b mm	P HC WKP25S	P HC WKP35G	P HC WKP35S	P HC WSP45G	P HC WSP45S	M HC WSM35S	M HC WSM45X	M HC WSP45G	M HC WSP45S	K HC WAK15	K HC WKK25S	K HC WKP25S	K HC WKP35G	K HC WKP35S	N HC WXN15	N HW WK10	S HC WSM35S	S HC WSM45X	S HC WSP45G	S HC WSP45S
	BCGT090304R-G55	3,21	G	2	10,3	6,3	0,4	7°	15°	1,2	●	●	●	●		●		●		●		●	●	●						
	BCGT120408R-G55	4,8	G	2	13,8	7,6	0,8	7°	15°	1,3	●	●	●	●		●		●		●		●	●	●						
	BCGT160508R-G55	5,75	G	2	17,3	9,9	0,8	7°	15°	2	●	●	●	●		●		●		●		●	●	●						
	BCGT090304R-K85	3,21	G	2	10,3	6,3	0,4	7°	15°	1,2															●	●				
	BCHT120404R-K85	4,8	H	2	13,8	7,6	0,4	7°	15°	1,7															●	●				
	BCHT120408R-K85	4,8	H	2	13,8	7,6	0,8	7°	15°	1,3															●	●				
	BCHT120412R-K85	4,8	H	2	13,8	7,6	1,2	7°	15°	1,2															●	●				
	BCHT120416R-K85	4,8	H	2	13,8	7,6	1,6	7°	15°	1,1															●	●				
	BCHT120420R-K85	4,8	H	2	13,8	7,6	2	7°	15°	1,2															●	●				
	BCHT120425R-K85	4,8	H	2	13,8	7,6	2,5	7°	15°	1															●	●				
	BCHT120430R-K85	4,8	H	2	13,8	7,6	3	7°	15°	0,7															●	●				
	BCHT120440R-K85	4,8	H	2	13,8	7,6	4	7°	15°	0,4															●	●				
	BCHT160508R-K85	5,75	H	2	17,3	9,9	0,8	7°	15°	2															●	●				
	BCHT160512R-K85	5,75	H	2	17,3	9,9	1,2	7°	15°	1,7															●	●				
	BCHT160516R-K85	5,75	H	2	17,3	9,9	1,6	7°	15°	1,7															●	●				
	BCHT160520R-K85	5,75	H	2	17,3	9,9	2	7°	15°	1,5															●	●				
	BCHT160525R-K85	5,75	H	2	17,3	9,9	2,5	7°	15°	1,4															●	●				
	BCHT160530R-K85	5,75	H	2	17,3	9,9	3	7°	15°	1,2															●	●				
	BCHT160540R-K85	5,75	H	2	17,3	9,9	4	7°	15°	1,1															●	●				
	BCMT090304R-F55	3,21	M	2	10,3	6,3	0,4	7°	15°	1,2	●	●	●				●			●	●	●	●	●				●		
	BCMT120408R-F55	4,8	M	2	13,8	7,3	0,8	7°	15°	1,3	●	●	●	●	●			●	●	●	●	●	●	●					●	●
	BCMT160508R-F55	5,75	M	2	17,3	9,9	0,8	7°	15°	2	●	●	●	●	●		●	●	●	●	●	●	●	●				●	●	●
	BCMT090302R-G55	3,21	M	2	10,3	6,3	0,2	7°	15°	1,4		●	●	●				●						●	●					●	
	BCMT090304R-G55	3,21	M	2	10,3	6,3	0,4	7°	15°	1,2	●	●	●	●		●	●	●		●	●	●	●	●			●	●	●	
	BCMT090308R-G55	3,21	M	2	10,3	6,3	0,8	7°	15°	0,8		●	●	●			●	●					●	●				●	●	
	BCMT090312R-G55	3,21	M	2	10,3	6,3	1,2	7°	15°	0,4		●	●	●				●					●	●					●	
	BCMT090316R-G55	3,21	M	2	10,3	6,3	1,6	7°	15°	0,4		●	●	●			●	●					●	●				●	●	
	BCMT090320R-G55	3,21	M	2	10,3	6,3	2	7°	15°	0,4		●	●	●			●	●					●	●				●	●	
	BCMT120404R-G55	4,8	M	2	13,8	7,3	0,4	7°	15°	1,3		●	●	●				●					●	●					●	
	BCMT120408R-G55	4,8	M	2	13,8	7,3	0,8	7°	15°	1,3	●	●	●	●		●	●	●		●	●	●	●	●			●	●	●	
	BCMT120412R-G55	4,8	M	2	13,8	7,3	1,2	7°	15°	1,2		●	●	●			●	●					●	●				●	●	
	BCMT120416R-G55	4,8	M	2	13,8	7,3	1,6	7°	15°	1,1		●	●	●			●	●					●	●				●	●	
	BCMT120420R-G55	4,8	M	2	13,8	7,3	2	7°	15°	1,2		●	●	●			●	●					●	●				●	●	
	BCMT120425R-G55	4,8	M	2	13,8	7,3	2,5	7°	15°	1		●	●	●	●			●	●				●	●					●	●
	BCMT120430R-G55	4,8	M	2	13,8	7,3	3	7°	15°	0,7		●	●	●			●	●					●	●				●	●	
	BCMT120432R-G55	4,8	M	2	13,8	7,3	3,2	7°	15°	0,5		●	●	●				●					●	●					●	
	BCMT120440R-G55	4,8	M	2	13,8	7,3	4	7°	15°	0,4		●	●	●			●	●					●	●				●	●	
	BCMT160508R-G55	5,75	M	2	17,3	9,9	0,8	7°	15°	2	●	●	●	●		●	●	●		●	●	●	●	●			●	●	●	
	BCMT160512R-G55	5,75	M	2	17,3	9,9	1,2	7°	15°	1,7		●	●	●			●	●					●	●				●	●	
	BCMT160516R-G55	5,75	M	2	17,3	9,9	1,6	7°	15°	1,5		●	●	●			●	●					●	●				●	●	
	BCMT160520R-G55	5,75	M	2	17,3	9,9	2	7°	15°	1,5		●	●	●			●	●					●	●				●	●	
	BCMT160525R-G55	5,75	M	2	17,3	9,9	2,5	7°	15°	1,4		●	●	●			●	●					●	●				●	●	
	BCMT160530R-G55	5,75	M	2	17,3	9,9	3	7°	15°	1,2		●	●	●			●	●					●	●				●	●	

HC = 涂层硬质合金
HW = 无涂层硬质合金

C2

菱形，正型
BCGT / BCHT / BCMT
Tiger·tec® Gold

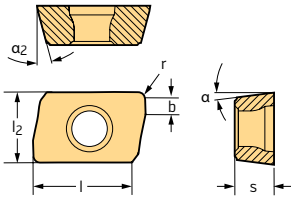

刀片

	牌号	s mm	公差等级	切削刃数量	l mm	l_2 mm	r mm	α	α_2	b mm	P HC WKP25S	P HC WKP35G	P HC WKP35S	P HC WSP45G	P HC WSP45S	M HC WSM35S	M HC WSM45X	M HC WSP45G	M HC WSP45S	K HC WAK15	K HC WKK25S	K HC WKP25S	K HC WKP35G	K HC WKP35S	N HC WXN15	N HW WK10	S HC WSM35S	S HC WSM45X	S HC WSP45G	S HC WSP45S
	BCMT160532R-G55	5,75	M	2	17,3	9,9	3,2	7°	15°	1,1		●	●	●				●	●				●	●					●	●
	BCMT160540R-G55	5,75	M	2	17,3	9,9	4	7°	15°	1,1		●	●	●			●	●					●	●				●	●	
	BCMT160550R-G55	5,75	M	2	17,3	9,9	5	7°	15°	0,7		●	●	●				●					●	●					●	
	BCMT160560R-G55	5,75	M	2	17,3	9,9	6	7°	15°	0,1		●	●	●			●	●					●	●				●	●	
	BCMT090304R-K55	3,21	M	2	10,3	6,3	0,4	7°	15°	1,2		●	●	●		●		●					●	●			●		●	
	BCMT120408R-K55	4,8	M	2	13,8	7,3	0,8	7°	15°	1,3		●	●	●		●		●					●	●			●		●	
	BCMT160508R-K55	5,75	M	2	17,3	9,9	0,8	7°	15°	2		●	●	●		●	●	●					●	●			●	●	●	

HC = 涂层硬质合金
HW = 无涂层硬质合金

菱形，正型
LDMT
Tiger·tec® Gold

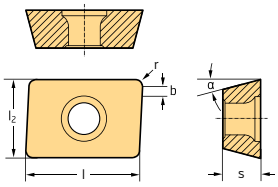

刀片

	牌号	s mm	公差等级	切削刃数量	l mm	l_2 mm	r mm	α	b mm	P HC WKP25S	P HC WKP35G	P HC WKP35S	P HC WSP45G	P HC WSP45S	M HC WSM35S	M HC WSP45G	M HC WSP45S	K HC WAK15	K HC WKK25S	K HC WKP25S	K HC WKP35G	K HC WKP35S	S HC WSM35S	S HC WSP45G	S HC WSP45S
	LDMT08T204R-D51	2,58	M	2	8,88	6,1	0,4	15°	0,8	●	●	●					●			●		●			●	●
	LDMT14T308R-D51	4,08	M	2	14,1	9,68	0,8	15°	1,2	●	●	●				●	●			●		●			●	●
	LDMT170408R-D51	4,92	M	2	17,24	11,78	0,8	15°	1,6	●	●	●				●	●			●		●			●	●
	LDMT170412R-D51	4,92	M	2	17,24	11,78	1,2	15°	1,6		●	●				●	●					●			●	●
	LDMT08T204R-D57	2,58	M	2	8,88	6,1	0,4	15°	0,8	●	●	●			●		●		●	●		●	●		●	●
	LDMT14T308R-D57	4,08	M	2	14,1	9,68	0,8	15°	1,2	●	●	●			●	●	●		●	●		●	●	●	●	●
	LDMT170408R-D57	4,92	M	2	17,24	11,78	0,8	15°	1,6	●	●	●			●	●	●		●	●		●	●	●	●	●
	LDMT08T204R-F57	2,58	M	2	8,88	6,1	0,4	15°	0,8	●	●	●			●		●	●		●		●	●	●	●	●
	LDMT14T308R-F57	4,08	M	2	14,1	9,68	0,8	15°	1,2	●	●	●			●	●	●	●		●		●	●	●	●	●
	LDMT170408R-F57	4,92	M	2	17,24	11,78	0,8	15°	1,6	●	●	●			●	●	●	●		●		●	●	●	●	●

HC = 涂层硬质合金

C2

菱形，正型
LPGT / LPMT
Tiger·tec® Gold

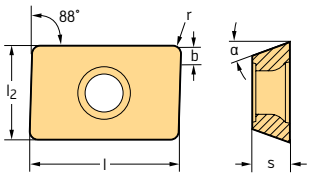

刀片

	牌号	s mm	公差等级	切削刃数量	l mm	l_2 mm	r mm	α	b mm	P HC				M HC		K HC		S HC	
										WKP25S	WKP35S	WSP45G	WSP45S	WSP45G	WSP45S	WKP25S	WKP35S	WSP45G	WSP45S
	LPGT15T308R-F55	3,97	G	2				11°				●		●				●	
	LPMT070304R-D51	3,18	M	2	7,94	6,35	0,4	11°	1,2	●	●					●	●		
	LPMT15T308R-D51	3,97	M	2	15	9,52	0,8	11°	1,4	●	●	●	●	●	●	●	●	●	●
	LPMT150412R-D51	4,76	M	2	15,88	12,7	1,2	11°	1,6	●	●	●	●	●	●	●	●	●	●
	LPMT150612R-D51	6,35	M	2	15,88	12,7	1,2	11°			●	●	●	●	●		●	●	●

HC = 涂层硬质合金

圆形，正型
ROGX / ROHX / ROMX
Tiger·tec® Gold

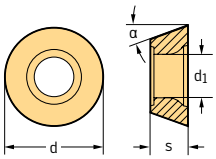

刀片

	牌号	s mm	公差等级	切削刃数量	d mm	α	d_1 mm	P HC						M HC					K HC				N HC	N HW	S HC				H HC
								WKP25S	WKP35G	WKP35S	WMP45G	WSP45G	WSP45S	WMP45G	WSM35S	WSM45X	WSP45G	WSP45S	WKK25S	WKP25S	WKP35G	WKP35S	WXN15	WK10	WSM35S	WSM45X	WSP45G	WSP45S	WHH15X
	ROGX0803M04-G88	3,18	G	4	8	11°	3,4																●	●					
	ROGX2006M08-G88	6,35	G	8	20	15°	6,5																●	●					
	ROGX10T3M08-G88	3,97	G	8	10	11°	3,9																●	●					
	ROGX1204M08-G88	4,76	G	8	12	11°	4,4																●	●					
	ROGX1605M08-G88	5,56	G	8	16	15°	5,5																●	●					
	ROHX0803M04-A57	3,18	H	4	8	11°	3,4	●	●	●									●	●	●	●							●
	ROHX0803M04-D57	3,18	H	4	8	11°	3,4			●		●			●		●					●				●		●	
	ROHX0803M04-D67	3,18	H	4	8	11°	3,4					●					●										●		

HW = 无涂层硬质合金
HC = 涂层硬质合金

C2

圆形，正型
ROGX / ROHX / ROMX
Tiger·tec® Gold

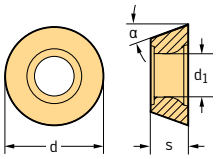

刀片

	牌号	s mm	公差等级	切削刃数量	d mm	α	d_1 mm	P HC WKP25S	P HC WKP35G	P HC WKP35S	P HC WMP45G	P HC WSP45G	P HC WSP45S	M HC WMP45G	M HC WSM35S	M HC WSM45X	M HC WSP45G	M HC WSP45S	K HC WKK25S	K HC WKP25S	K HC WKP35G	K HC WKP35S	N HC WXN15	N HW WK10	S HC WSM35S	S HC WSM45X	S HC WSP45G	S HC WSP45S	H HC WHH15X
	ROHX2006M0T8-A27	6,35	H	8	20	15°	6,5			☹												☹							
	ROHX2006M08-A57	6,35	H	8	20	15°	6,5	😐	☹	☹									😐	😐	☹	☹							🙂
	ROHX10T3M08-A57	3,97	H	8	10	11°	3,9	😐	☹	☹									😐	😐	☹	☹							🙂
	ROHX1204M08-A57	4,76	H	8	12	11°	4,4	😐	☹	☹									😐	😐	☹	☹							🙂
	ROHX1605M08-A57	5,56	H	8	16	15°	5,5	😐	☹	☹									😐	😐	☹	☹							🙂
	ROHX2006M08-D57	6,35	H	8	20	15°	6,5			😐												☹							
	ROHX10T3M0-D57	3,97	H	4	10	11°	4,4		😐	😐	☹	☹		☹	😐		☹				☹	☹			😐		☹		
	ROHX1204M0-D57	4,76	H	4	12	11°	4,4		😐	😐	☹	☹		☹	😐		☹				☹	☹			😐		☹		
	ROHX1605M0-D57	5,56	H	6	16	15°	5,5		😐	😐		☹			😐		☹				☹	☹			😐		☹		
	ROHX2006M0-D57	6,35	H	8	20	15°	6,5					☹	☹				☹	☹									☹	☹	
	ROMX0803M04-D57	3,18	M	4	8	11°	3,4	🙂		😐		☹			😐		☹		😐	😐		☹			😐		☹		
	ROMX2006M0T8-A27	6,35	M	8	20	15°	6,5	😐	☹	☹									😐	😐	☹	☹							
	ROMX10T3M0T8-A27	3,97	M	8	10	11°	3,9	😐	☹	☹									😐	😐	☹	☹							
	ROMX1204M0T8-A27	4,76	M	8	12	11°	4,4	😐	☹	☹									😐	😐	☹	☹							
	ROMX1605M0T8-A27	5,56	M	8	16	15°	5,5	😐	☹	☹									😐	😐	☹	☹							
	ROMX2006M08-D57	6,35	M	8	20	15°	6,5	🙂	😐	😐		☹			😐		☹		😐	😐	☹	☹			😐		☹		
	ROMX10T3M08-D57	3,97	M	8	10	11°	3,9	🙂	😐	😐		☹			😐		☹		😐	😐	☹	☹			😐		☹		
	ROMX1204M08-D57	4,76	M	8	12	11°	4,4	🙂	😐	😐		☹			😐		☹		😐	😐	☹	☹			😐		☹		
	ROMX1605M08-D57	5,56	M	8	16	15°	5,5	🙂	😐	😐		☹			😐		☹		😐	😐	☹	☹			😐		☹		
	ROMX10T3M08-F67	3,97	M	8	10	11°	3,9					☹			😐	☹	☹								😐	☹	☹		
	ROMX1204M08-F67	4,76	M	8	12	11°	4,4					☹			😐	☹	☹								😐	☹	☹		
	ROMX1605M08-F67	5,56	M	8	16	15°	5,5					☹			😐	☹	☹								😐	☹	☹		
	ROMX10T3M0-D57	3,97	M	4	10	11°	4,4		😐	😐	☹	☹		☹	😐	☹	☹				☹	☹			😐	☹	☹		
	ROMX1204M0-D57	4,76	M	4	12	11°	4,4		😐	😐	☹	☹		☹	😐	☹	☹				☹	☹			😐	☹	☹		
	ROMX1605M0-D57	5,56	M	6	16	15°	5,5		😐	😐		☹			😐		☹				☹	☹			😐		☹		
	ROMX10T3M0-D67	3,97	M	4	10	11°	4,4					☹	☹		😐	☹	☹	☹							😐	☹	☹	☹	
	ROMX1204M0-D67	4,76	M	4	12	11°	4,4				☹	☹	☹	☹	😐	☹	☹	☹							😐	☹	☹	☹	
	ROMX10T3M0-F67	3,97	M	4	10	11°	4,4				☹	☹	☹	☹		☹	☹	☹								☹	☹	☹	
	ROMX1204M0-F67	4,76	M	4	12	11°	4,4				☹	☹	☹	☹		☹	☹	☹								☹	☹	☹	

HW = 无涂层硬质合金
HC = 涂层硬质合金

C2

圆形，正型
ROGX / ROHX / ROMX
Tiger·tec® Gold

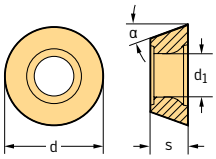

刀片

	牌号	s mm	公差等级	切削刃数量	d mm	α	d_1 mm	P HC WKP25S	P HC WKP35G	P HC WKP35S	P HC WMP45G	P HC WSP45G	P HC WSP45S	M HC WMP45G	M HC WSM35S	M HC WSM45X	M HC WSP45G	M HC WSP45S	K HC WKK25S	K HC WKP25S	K HC WKP35G	K HC WKP35S	N HC WXN15	N HW WK10	S HC WSM35S	S HC WSM45X	S HC WSP45G	S HC WSP45S	H HC WHH15X
	ROMX250700-G77	7,94	M	8	25	15°	8,6					●	●				●	●									●	●	

HW = 无涂层硬质合金
HC = 涂层硬质合金

正方形，正型
SDEB / SPEB
Tiger·tec® Gold



刀片

	牌号	s mm	公差等级	切削刃数量	l mm	r mm	α	P HC WSP45G	P HC WSP45S	M HC WSM35S	M HC WSP45G	M HC WSP45S	S HC WSM35S	S HC WSP45G	S HC WSP45S
	SDEB090308-A67	3,18	E	4	9,52	0,8	15°	●			●			●	
	SPEB090308-A67	3,18	E	4	9,52	0,8	11°	●	●	●	●	●	●	●	●
	SPEB120308-A67	3,18	E	4	12,7	0,8	11°	●	●		●	●		●	●
	SPEB150408-A67	4,76	E	4	15,88	0,8	11°	●	●		●	●		●	●

HC = 涂层硬质合金

C2

正方形，正型
SDGT / SDMT / SEHT / SPMT
Tiger·tec® Gold

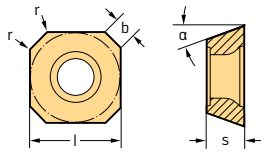

刀片

	牌号	s mm	公差等级	切削刃数量	l mm	r mm	α	b mm	P HC WKP25S	P HC WKP35G	P HC WKP35S	P HC WSP45G	P HC WSP45S	M HC WSM35S	M HC WSP45G	M HC WSP45S	K HC WAK15	K HC WKP25S	K HC WKP35G	K HC WKP35S	S HC WSM35S	S HC WSP45G	S HC WSP45S
	SDGT09T3AEN-F57	3,97	G	4	9,52	0,3	15°	1,2	●		●	●	●	●	●	●		●		●	●	●	●
	SDMT09T3AEN-D57	3,97	M	4	9,52	0,5	15°	1,2			●	●	●	●	●	●				●	●	●	●
	SEHT1204AFN	4,76	H	4	12,7	0,8	20°	2		●	●	●	●	●	●	●			●	●	●	●	●
	SPMT1204AEN	4,76	M	4	12,7	0,5	11°	1,4	●		●	●	●		●	●	●	●		●		●	●

HC = 涂层硬质合金
HW = 无涂层硬质合金

C2

正方形，正型
SPGT
Tiger·tec® Gold

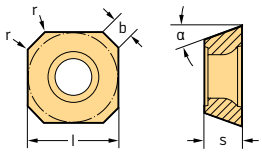

刀片

	牌号	s mm	公差等级	切削刃数量	l mm	r mm	α	b mm	P HC WKP35S	P HC WSP45G	P HC WSP45S	M HC WSM35S	M HC WSP45G	M HC WSP45S	K HC WAK15	K HC WKP35S	S HC WSM35S	S HC WSP45G	S HC WSP45S
	SPGT1204EDR-F55	4,76	G	4	12,7	0,5	11°	1,3	●	✖	✖	●	✖	✖	●	✖	●	✖	✖

HC = 涂层硬质合金

成形刀片，正型
XDGT / XDMT
Tiger·tec® Gold

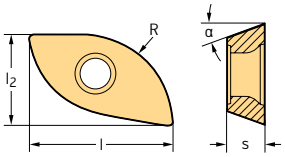

刀具

	牌号	公差等级	切削刃数量	l_2 mm	l mm	s mm	α	R mm	P HC WKP25S	P HC WKP35G	P HC WKP35S	P HC WSP45G	P HC WSP45S	M HC WSM35S	M HC WSP45G	M HC WSP45S	K HC WKP25S	K HC WKP35G	K HC WKP35S	S HC WSM35S	S HC WSP45G	S HC WSP45S
	XDGT1303080R-D57	G	2	8,5	13,12	3	15°	8			●		✖			✖			✖			✖
	XDGT16T3100R-D57	G	2	9	15,93	3,74	15°	10			●	✖	✖		✖	✖			✖		✖	✖
	XDGT2004125R-D57	G	2	11,3	19,94	4,68	15°	12,5			●	✖	✖		✖	✖			✖		✖	✖
	XDGT2405150R-D57	G	2	13,5	23,94	5,62	15°	15			●		✖			✖			✖			✖
	XDGT2506160R-D57	G	2	14,4	25,54	6	15°	16			●	✖	✖		✖	✖			✖		✖	✖
	XDGT3207200R-D57	G	2	18	31,95	7,5	15°	20			●	✖	✖		✖	✖			✖		✖	✖
	XDGT4009250R-D57	G	2	22,5	39,95	9,39	15°	25			●	✖	✖		✖	✖			✖		✖	✖
	XDGT1303079R-D57	G	2	8,5	13,12	3	15°	7,84				✖	✖		✖	✖					✖	✖
	XDGT16T3095R-D57	G	2	9	15,93	3,74	15°	9,530				✖	✖		✖	✖					✖	✖
	XDGT2004127R-D57	G	2	11,3	19,94	4,68	15°	12,7				✖	✖		✖	✖					✖	✖
	XDGT2506159R-D57	G	2	14,4	25,54	6	15°	15,880					✖			✖						✖
	XDGT3207191R-D57	G	2	18	31,95	7,5	15°	19,05				✖	✖		✖	✖					✖	✖
	XDGT4009254R-D57	G	2	22,5	39,95	9,39	15°	25,4					✖			✖						✖
	XDMT1303080R-F55	M	2	8,5	13,12	3	15°	8	●	●	●	✖		●	●		●	●	●	●	●	
	XDMT16T3100R-F55	M	2	9	15,93	3,74	15°	10	●	●	●	✖		●	●		●	●	●	●	●	
	XDMT2004125R-F55	M	2	11,3	19,94	4,68	15°	12,5	●	●	●	✖		●	●		●	●	●	●	●	
	XDMT2405150R-F55	M	2	13,5	23,94	5,62	15°	15	●	●	●	✖	✖	●	●	✖	●	●	●	●	✖	✖
	XDMT2506160R-F55	M	2	14,4	25,54	6	15°	16	●	●	●	✖		●	●		●	●	●	●	●	
	XDMT3207200R-F55	M	2	18	31,95	7,5	15°	20	●	●	●	✖	✖	●	✖	✖	●	●	●	●	✖	✖
	XDMT4009250R-F55	M	2	22,5	39,95	9,39	15°	25	●	●	●	✖			✖		●	●	●		✖	

HC = 涂层硬质合金

C2

成形刀片，正型
XDGT / XDMT
Tiger·tec® Gold

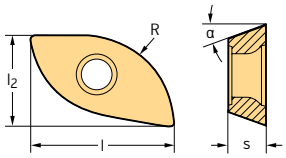

刀具

	牌号	公差等级	切削刃数量	l_2 mm	l mm	s mm	α	R mm	P HC WKP25S	P HC WKP35G	P HC WKP35S	P HC WSP45G	P HC WSP45S	M HC WSM35S	M HC WSP45G	M HC WSP45S	K HC WKP25S	K HC WKP35G	K HC WKP35S	S HC WSM35S	S HC WSP45G	S HC WSP45S
	XDMT1303079R-F55	M	2	8,5	13,12	3	15°	7,920				●	●		●	●					●	●
	XDMT16T3095R-F55	M	2	9	15,93	3,74	15°	9,530				●	●		●	●					●	●
	XDMT2004127R-F55	M	2	11,3	19,94	4,68	15°	12,7				●	●		●	●					●	●
	XDMT2506159R-F55	M	2	14,4	25,54	6	15°	15,880				●	●		●	●					●	●
	XDMT3207191R-F55	M	2	18	31,95	7,5	15°	19,05				●	●		●	●					●	●
	XDMT4009254R-F55	M	2	22,5	39,95	9,39	15°	25,4				●	●		●	●					●	●

HC = 涂层硬质合金

菱形，正型
BCGX

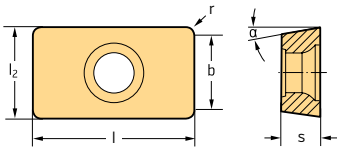

刀片

	牌号	s mm	公差等级	切削刃数量	l mm	l_2 mm	r mm	α	b mm	M HC WXM15	K HC WAK15	H HC WHH15	H HC WHH15X
	BCGX0903PDR-G55	3,21	G	2	10,3	6,3	0,4	7°	5	☺	☺	☺	☺
	BCGX1605PDR-G55	5,81	G	2	17,3	9,9	0,8	7°	8	☺	☺	☺	☺

HC = 涂层硬质合金

C2

八角形，负型
ONMU
Tiger·tec® Gold

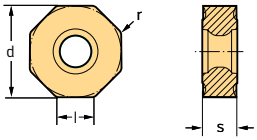

刀片

	牌号	s mm	公差等级	切削刃数量	d mm	l mm	r mm	P HC WKP35G	P HC WSP45G	M HC WSP45G	K HC WKP35G	S HC WSP45G
	ONMU050408-D57	4,86	M	16	12,7	5,26	0,8	●	●	●	●	●

HC = 涂层硬质合金

圆形，负型
RNMX
Tiger·tec® Gold

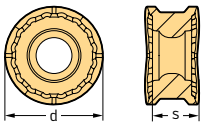

刀片

	牌号	s mm	公差等级	切削刃数量	d mm	P HC WSP45G	P HC WSP45S	M HC WSM35S	M HC WSP45G	M HC WSP45S	S HC WSM35S	S HC WSP45G	S HC WSP45S
	RNMX1005M0-G57	4,69	M	8	10	●	●	●	●	●	●	●	●
	RNMX1206M0-G57	5,64	M	8	12	●	●	●	●	●	●	●	●
	RNMX1005M0-K67	4,69	M	8	10	●	●	●	●	●	●	●	●
	RNMX1206M0-K67	5,64	M	8	12	●	●	●	●	●	●	●	●

HC = 涂层硬质合金

C2

正方形，负型
SNGX
Tiger·tec® Gold

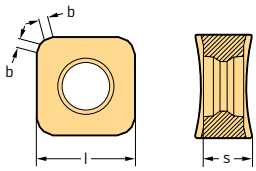

刀片

	牌号	s mm	公差等级	切削刃数量	l mm	b mm	P HC WKP25S	P HC WKP35S	P HC WSP45G	M HC WSM35S	M HC WSP45G	K HC WAK15	K HC WKP25S	K HC WKP35S	S HC WSM35S	S HC WSP45G
	SNGX1205ENN-F67	5,64	G	8	12,7	1,2	☺	😐	☹	😐	☹	☺	😐	☹	😐	☹

HC = 涂层硬质合金

菱形，切向
LNHU
Tiger·tec® Gold

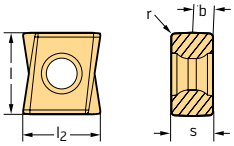

刀片

	牌号	s mm	公差等级	切削刃数量	l mm	l_2 mm	r mm	b mm	P HC WKP25S	P HC WKP35G	P HC WKP35S	P HC WSP45G	P HC WSP45S	M HC WSM35S	M HC WSP45G	M HC WSP45S	K HC WAK15	K HC WKK25S	K HC WKP25S	K HC WKP35G	K HC WKP35S	S HC WSM35S	S HC WSP45G	S HC WSP45S
	LNHU090404R-L55T	4,5	H	4	9	8,5	0,4	1,5	●	●	●	●		●	●		●	●	●	●	●	●	●	
	LNHU090408R-L55T	4,5	H	4	9	8,5	0,8	1,1	●	●	●	●		●	●			●	●	●	●	●	●	
	LNHU090412R-L55T	4,5	H	4	9	8,5	1,2	0,8		●	●	●	●	●	●	●				●	●	●	●	●
	LNHU090416R-L55T	4,5	H	4	9	8,5	1,6			●	●	●	●	●	●	●				●	●	●	●	●
	LNHU090420R-L55T	4,5	H	4	9	8,5	2			●	●	●	●	●	●	●				●	●	●	●	●
	LNHU130608R-L55T	6,8	H	4	13	12	0,8	2,2	●	●	●	●		●	●		●	●	●	●	●	●	●	
	LNHU130612R-L55T	6,8	H	4	13	12	1,2	1,9		●	●	●		●	●					●	●	●	●	
	LNHU130616R-L55T	6,8	H	4	13	12	1,6	1,5		●	●	●		●	●					●	●	●	●	
	LNHU130620R-L55T	6,8	H	4	13	12	2	1,2		●	●	●		●	●					●	●	●	●	
	LNHU130625R-L55T	6,8	H	4	13	12	2,5	0,7		●	●	●	●	●	●	●				●	●	●	●	●
	LNHU130630R-L55T	6,8	H	4	13	12	3	2,3		●	●	●		●	●					●	●	●	●	
	LNHU130632R-L55T	6,8	H	4	13	12	3,2			●	●	●	●	●	●	●				●	●	●	●	●
	LNHU160708R-L55T	7,2	H	4	16	15,5	0,8	2,3	●	●	●	●		●	●			●	●	●	●	●	●	
	LNHU160712R-L55T	7,2	H	4	16	15,5	1,2	1,9				●			●								●	
	LNHU160716R-L55T	7,2	H	4	16	15,5	1,6	1,6				●			●								●	

HC = 涂层硬质合金

C2

菱形，切向
LNHX
Tiger·tec® Gold

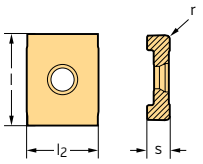

刀片

	牌号	s mm	公差等级	切削刃数量	l mm	r mm	P HC WKP35S	P HC WSP45G	M HC WSM35S	M HC WSP45G	K HC WKP35S	S HC WSM35S	S HC WSP45G
	LNHX070204-F57T	2,4	H	4	9	0,4	☺	☹	☺	☹	☹	☺	☹

HC = 涂层硬质合金

菱形，切向
LNMU
Tiger·tec® Gold

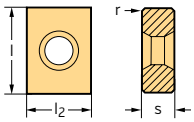

刀片

	牌号	s mm	公差等级	切削刃数量	l mm	l_2 mm	r mm	P HC WKP25S	P HC WKP35G	P HC WKP35S	P HC WSP45G	P HC WSP45S	M HC WSP45G	M HC WSP45S	K HC WAK15	K HC WKP25S	K HC WKP35G	K HC WKP35S	S HC WSP45G	S HC WSP45S
	LNMU150812-F57T	8	M	4	15	14	1,2	☺	☺	☺	☹	☹	☹	☹	☺	☺	☹	☹	☹	☹
	LNMU201012-F57T	10	M	4	20	16	1,2	☺		☺	☹	☹	☹	☹		☺		☹	☹	☹

HC = 涂层硬质合金

C2

菱形，切向
XNHX
Tiger·tec® Gold

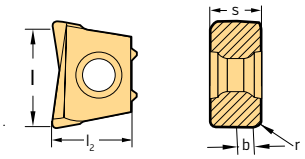

刀片

	牌号	s mm	公差等级	切削刃数量	l mm	l_2 mm	r mm	b mm	P HC WSP45G	P HC WSP45S	M HC WSM45X	M HC WSP45G	M HC WSP45S	S HC WSM45X	S HC WSP45G	S HC WSP45S
	XNHX130608R-L65T	6,8	H	2	14	10,5	0,8	2	●		●	●		●	●	
	XNHX130612R-L65T	6,8	H	2	14	10,5	1,2	2	●		●	●		●	●	
	XNHX130616R-L65T	6,8	H	2	14	10,5	1,6	2	●		●	●		●	●	
	XNHX130620R-L65T	6,8	H	2	14	10,5	2	2		●	●		●	●		●
	XNHX130624R-L65T	6,8	H	2	14	10,5	2,4	2			●			●		
	XNHX130630R-L65T	6,8	H	2	14	10,5	3	1,4		●	●		●	●		●
	XNHX130632R-L65T	6,8	H	2	14	10,5	3,2	1,3	●	●	●	●	●	●	●	●
	XNHX130640R-L65T	6,8	H	2	14	10,5	4	0,5	●		●	●		●	●	

HC = 涂层硬质合金



面铣刀


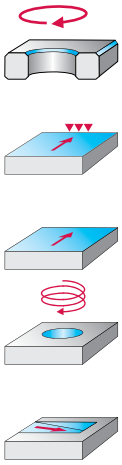

主偏角 κ	41,8°	41,8°	43°	43°	






订货号	M2026		M2025		M5004 Xtra·tec® XT		F4080 Xtra·tec®		
直径范围 [mm] [inch]	200–250	—	80–160	—	*24–160*	*0,935–3,000*	—	*2,500–3,000*	
刀柄类型									
DIN 1835 B									
Shell mill mount DIN 138	✔		✔		✔	✔		✔	
ScrewFit					✔	✔			
圆柱柄					✔				
圆柱形模块					✔				
Steep taper									
HSK									
NCT									
P 钢					●●		●●		
M 不锈钢					●●		●●		
K 铸铁	●●		●●		●●		●●		
N 有色金属					●●		●●		
S 难切削材料					●●		●●		
H 硬材料	●		●		●		●		
O 其他					●		●		






可转位刀片									
切削刃数量	16 / 4		16 / 4		8 / 1		8 / 8		
最大切深 [mm]	3		3		3 - 4		3 - 4		
目录中的页面									
二维码									
www.walter-tools.com/woc/	M2026		M2025		M5004		F4080		

C2

	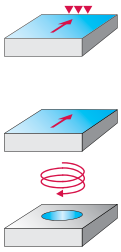		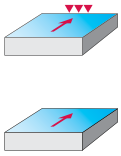		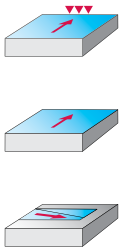				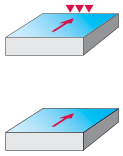			
	43°		45°		45°		45°		45°		45°	
												
	F2010		M5009 Xtra·tec® XT		M4003		M3024 Walter BLAXX		F4045 Xtra·tec®		F2010	
	100–315	—	25–160	*1,000–6,000*	20–160	*0,750–6,000*	40–160	*2,000–6,000*	63–160	—	80–315	—
	✔		✔	✔	✔	✔	✔	✔	✔		✔	
			✔	✔								
					✔	✔						
	●●		●●		●●		●●				●●	
	●●		●●		●●		●●				●●	
	●●		●●		●●		●●		●●		●●	
	●●		●●		●●							
	●●		●●		●●		●●				●●	
	●		●		●				●			
	●		●		●							
												
	8		8 / 2		4 / 1		14 / 2		14 / 2		14	
	4		5 - 6		4,5 - 6,5		4 - 6		4 - 6		4	
	F2010		M5009		M4003		M3024		F4045		F2010	

面铣刀

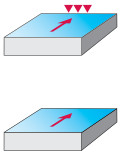
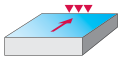
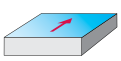

主偏角 κ	45°		45°		45°		60°		






订货号	F2010		F2010		F2010		M3016 Walter BLAXX		
直径范围 [mm] [inch]	80–315	—	80–315	—	*80–315*	—	125–315	—	
刀柄类型									
DIN 1835 B									
Shell mill mount DIN 138	✔		✔		✔		✔		
ScrewFit									
圆柱柄									
圆柱形模块									
Steep taper									
HSK									
NCT									
P 钢	●●		●●		●●		●●		
M 不锈钢	●●		●●		●		●		
K 铸铁	●●		●●		●●		●●		
N 有色金属	●●		●●						
S 难切削材料	●●		●●				●		
H 硬材料	●		●				●		
O 其他	●		●						






可转位刀片									
切削刃数量	4		8		8		4		
最大切深 [mm]	6		6,5		2		16		
目录中的页面									
二维码									
www.walter-tools.com/woc/	F2010		F2010		F2010		M3016		

	60°		75°		88°		90°		90°	
	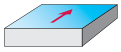				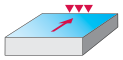 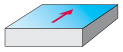				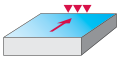	
										
	F2260		F4047 Xtra·tec®		M5012 Xtra·tec® XT		F2250		F2010	
	100–250	—	50–160	—	32–160	—	63–100	—	80–200	—
	✔		✔		✔		✔		✔	
					✔					
	●		●●		●●				●●	
			●●		●●				●	
	●●		●●		●●				●●	
					●●		●●			
			●●		●●					
	●		●		●				●	
					●					
										
	4		8 / 2		8 / 2		1 / 1		3	
	11		8		8 - 10		3		9	
										
	F2260		F4047		M5012		F2250		F2010	

C2

高进给铣刀

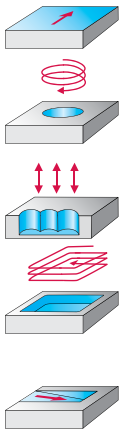

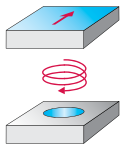

主偏角 κ	15°	15°	15°	15°	









订货号	M5008 Xtra·tec® XT		M4002		F2330		F2010		
直径范围 [mm] [inch]	10–60,1	*0,394–2,268*	8,09–102,2	*0,291–3,094*	*10–71*	*0,356–3,213*	69,93–304,93	—	
刀柄类型									
DIN 1835 B						✔			
Shell mill mount DIN 138	✔	✔	✔	✔	✔	✔	✔		
ScrewFit	✔	✔	✔	✔	✔	✔			
圆柱柄	✔	✔	✔	✔	✔	✔			
圆柱形模块	✔		✔	✔					
Steep taper									
HSK									
NCT									
P 钢	●●		●●		●●		●●		
M 不锈钢	●●		●●		●●		●●		
K 铸铁	●●		●●		●●		●●		
N 有色金属			●						
S 难切削材料	●●		●●		●●		●●		
H 硬材料	●●		●				●		
O 其他									









可转位刀片					
切削刃数量	4	4 / 4	3	4	
最大切深 [mm]	1	1 - 2	1 - 2	2	
目录中的页面					
二维码					
www.walter-tools.com/woc/	M5008	M4002	F2330	F2010	

	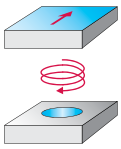	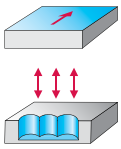
	15°	21°
		
	F2010	F4030 Xtra·tec®
	70–305 —	13,4–82 *0,543–3,291*
		✔
	✔	✔ ✔
		✔ ✔
		✔ ✔
	●●	●●
	●●	●●
	●●	●●
	●●	●●
		
	3	6
	2	1 - 2
	F2010	F4030

C2

方肩铣刀

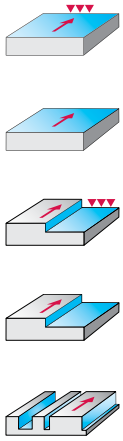
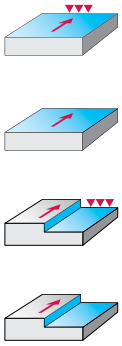

主偏角 κ			89,5°		89,5°		89,5°		






订货号	F5241 Walter BLAXX		M4132		F2010		F2010		
直径范围 [mm] [inch]	—	—	16–50	*0,625–4*	*80–315*	—	80–315	—	
刀柄类型									
DIN 1835 B			✔	✔					
Shell mill mount DIN 138				✔	✔		✔		
ScrewFit			✔						
圆柱柄									
圆柱形模块			✔						
Steep taper									
HSK									
NCT									
P 钢	●●		●●		●●		●●		
M 不锈钢	●●		●●		●●		●●		
K 铸铁	●●		●●		●●		●●		
N 有色金属	●●		●●		●●		●●		
S 难切削材料	●●		●●		●●		●●		
H 硬材料	●		●		●		●		
O 其他	●		●		●		●		
可转位刀片									
切削刃数量	4		4		4		4		
最大切深 [mm]	—		5,6 - 11,6		11,6		8,4		
目录中的页面									
二维码									
www.walter-tools.com/woc/	F5241		M4132		F2010		F2010		

C2

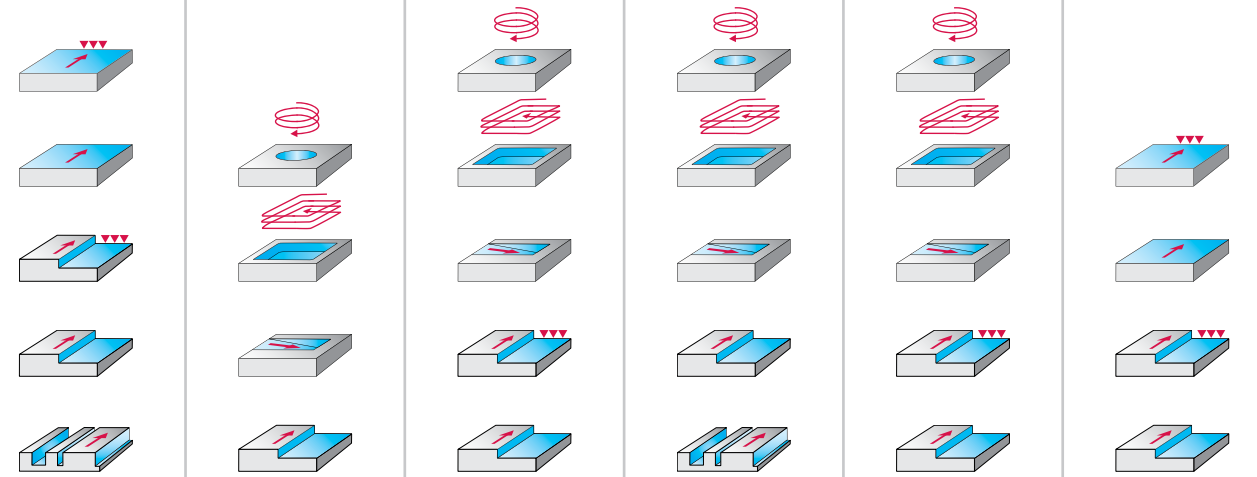

	89,75°	90°	90°	90°	90°	90°
			Selection			
						
	M4132	M5137 Xtra·tec® XT	M5130 Xtra·tec® XT	M4130	M2331	M2136
	40–125 —	25–100 *2,000–4,000*	10–160 *0,500–6,000*	16–100 —	32–50 *2,000*	50–160 —
		✔	✔ ✔	✔		
	✔	✔ ✔	✔ ✔	✔	✔ ✔	✔
			✔ ✔			
			✔ ✔			
			✔			
	●●	●●	●●	●●		
	●●	●●	●●	●●		
	●●	●●	●●	●●		●●
	●●		●●		●●	
	●●	●●	●●	●●		
	●		●			
	●		●		●	
						
	4	6	2 / 2	2	2	8 / 4
	8,4 - 11,6	5 - 8	5 - 15	8 - 16	15 - 20	6,5
			390			
	M4132	M5137	M5130	M4130	M2331	M2136

方肩铣刀

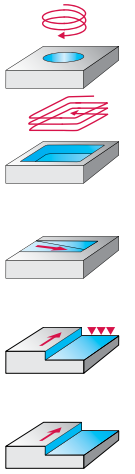
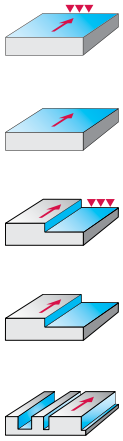
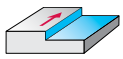

主偏角 κ	90°	90°	90°	90°	






订货号	M2131		F5241 Walter BLAXX		F5141 Walter BLAXX		F5138 Walter BLAXX		
直径范围 [mm] [inch]	25–80	*1,000–3,000*	50–100	—	*40–160*	*1,500–6,000*	40–80	*1,500–3,000*	
刀柄类型									
DIN 1835 B					✔	✔		✔	
Shell mill mount DIN 138	✔	✔	✔		✔	✔	✔	✔	
ScrewFit	✔	✔			✔	✔	✔		
圆柱柄	✔	✔			✔				
圆柱形模块									
Steep taper									
HSK	✔								
NCT									
P 钢			●●		●●		●●		
M 不锈钢			●●		●●		●●		
K 铸铁			●●		●●		●●		
N 有色金属	●●		●●		●●		●●		
S 难切削材料			●●		●●		●●		
H 硬材料			●		●				
O 其他	●		●		●		●		







可转位刀片					
切削刃数量	2	4	4 / 4	4	
最大切深 [mm]	15 - 20	15	12	34 - 56	
目录中的页面					
二维码					
www.walter-tools.com/woc/	M2131	F5241	F5141	F5138	

C2

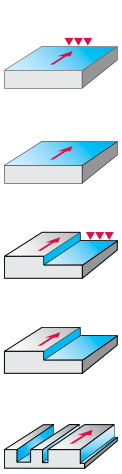
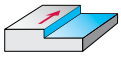
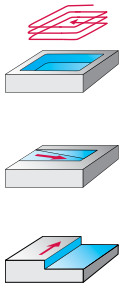
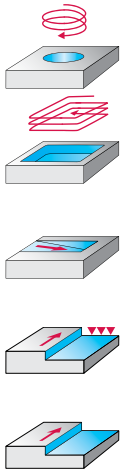

	90°	90°	90°	90°	90°	90°
						
	F5041 Walter BLAXX	F5038 Walter BLAXX	F4338 Xtra·tec®	F4238 Xtra·tec®	F4138 Xtra·tec®	F4042 Xtra·tec®
	25–63 / *1,000–2,000*	25–40 / —	63–80 / —	40–85 / *1,500–3,000*	32–63 / *1,250–2,000*	10–160 / *0,500–6,000*
	✔ ✔	✔		✔	✔ ✔	✔ ✔
	✔ ✔		✔	✔ ✔	✔ ✔	✔ ✔
	✔	✔		✔	✔ ✔	✔ ✔
	✔ ✔					✔ ✔
				✔	✔	
	●●	●●	●●	●●	●●	●●
	●●	●●	●●	●●	●●	●●
	●●	●●	●●	●●	●●	●●
	●●	●●		●●	●●	●●
	●●	●●	●●	●●	●●	●●
	●					●
	●	●		●	●	●
						
	4 / 4	4	2	2	2	2 / 2
	8	32 - 40	47 - 78	29 - 99	33 - 54	8 - 16,7
	F5041	F5038	F4338	F4238	F4138	F4042

C2

方肩铣刀

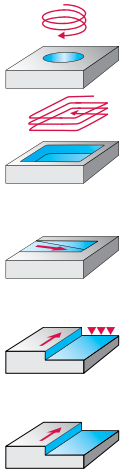
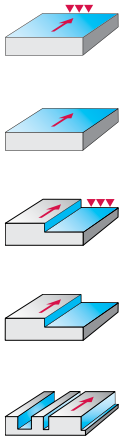
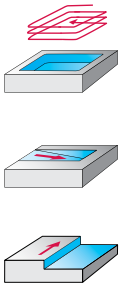
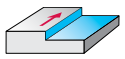

主偏角 κ	90°	90°	90°	90°






订货号	F4042R Xtra·tec®		F4041 Xtra·tec®		F4038 Xtra·tec®		F2338F	
直径范围 [mm] [inch]	16–63	*0,625–2,000*	40–125	*1,500–6,000*	*20–32*	*0,750–1,000*	63–85	—
刀柄类型								
DIN 1835 B	✔	✔	✔		✔	✔		
Shell mill mount DIN 138	✔	✔	✔	✔			✔	
ScrewFit	✔	✔	✔	✔	✔			
圆柱柄	✔	✔						
圆柱形模块								
Steep taper								
HSK								
NCT								
P 钢	●●		●●		●●		●●	
M 不锈钢	●●		●●		●●		●	
K 铸铁	●●		●●		●●		●●	
N 有色金属	●●		●●		●●			
S 难切削材料	●●		●●		●●		●	
H 硬材料	●		●					
O 其他	●		●		●			






可转位刀片				
切削刃数量	2 / 2	4	2	2 / 4
最大切深 [mm]	10	13	22 - 37	48 - 70
目录中的页面				
二维码				
www.walter-tools.com/woc/	F4042R	F4041	F4038	F2338F



	90°	90°	90°	90°	90°
					
	F2010	F2010	F2010	F2010	F2010
	80–315 —	80–315 —	80–315 —	80–315 —	80–315 —
	✔	✔	✔	✔	✔
	●●	●●	●●	●●	●●
	●●	●●	●●	●●	●●
	●●	●●	●●	●●	●●
	●●	●●	●●	●●	●●
	●●	●●	●●	●●	●●
	●	●	●	●	●
	●	●	●	●	●
					
	4	4	4	2	2
	12	8	13	15	11,7
					
	F2010	F2010	F2010	F2010	F2010

槽铣刀

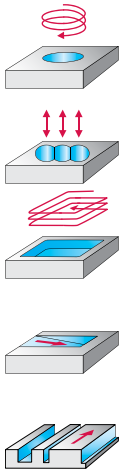

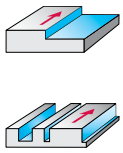

主偏角 κ			90°		90°		90°	









订货号	AA704		M4792		M4791		M4258		
直径范围 [mm] [inch]	—	—	17,9–39,9	*0,750–1,500*	—	*0,750–1,750*	50–100	*3,000–4,000*	
刀柄类型									
DIN 1835 B			✔	✔		✔			
Shell mill mount DIN 138		✔					✔	✔	
ScrewFit									
圆柱柄									
圆柱形模块									
Steep taper									
HSK									
NCT									
P 钢			●●		●●		●●		
M 不锈钢			●●		●●		●●		
K 铸铁			●●		●●		●●		
N 有色金属					●●				
S 难切削材料			●●		●●		●●		
H 硬材料					●				
O 其他									
可转位刀片									
切削刃数量			2 / 4		4		2 / 4		
最大切深 [mm]			8,3 - 26,9		5,6 - 11,6		25 - 118		
目录中的页面									
二维码									
www.walter-tools.com/woc/	AA704		M4792		M4791		M4258		

C2

	90°	90°	90°	90°	90°	90°
						
	M4257	M4256	M3255 Walter BLAXX	F5055 Walter BLAXX	F4253 Xtra·tec®	F4153 Xtra·tec®
	40–63 *1,500–2,500*	20–32 —	50–80 *2,000–3,000*	63–250 *3,937–6,299*	100–315 —	80–200 *3,000–6,000*
	✔ ✔	✔				
	✔ ✔		✔ ✔	✔ ✔	✔	✔ ✔
	✔	✔				
	●● ●● ●●	●● ●● ●●		●● ● ●● ●● ●	●● ●● ●●	●● ●● ●●
						
	2 / 4	2 / 4	2 / 4	1	4	4
	47 - 54	27 - 37	46 - 58	—	—	—
						
	M4257	M4256	M3255	F5055	F4253	F4153

C2

槽铣刀


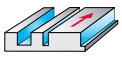
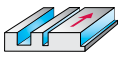

主偏角 κ	90°		90°		90°		90°	






订货号	F4053 Xtra·tec®		F2252		F2252		F2252	
直径范围 [mm] [inch]	80–160	—	125–200	—	*125–200*	—	100–160	—
刀柄类型								
DIN 1835 B								
Shell mill mount DIN 138	✔		✔		✔		✔	
ScrewFit								
圆柱柄								
圆柱形模块								
Steep taper								
HSK								
NCT								
P 钢	●●		●●		●●		●●	
M 不锈钢	●●		●●		●●		●●	
K 铸铁	●●		●●		●●		●●	
N 有色金属			●●		●●		●●	
S 难切削材料	●●		●●		●●		●●	
H 硬材料								
O 其他			●		●		●	






可转位刀片								
切削刃数量	4		2		2		2	
最大切深 [mm]	—		—		—		—	
目录中的页面								
二维码								
www.walter-tools.com/woc/	F4053		F2252		F2252		F2252	

C2

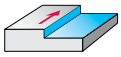

	90°	90°	90°
			
	F2252	F2252	F2252
	125–200 —	100–160 —	80–160 —
	✔	✔	✔
	●●	●●	●●
	●●	●●	●●
	●●	●●	●●
	●●	●●	●●
	●	●	●
	●	●	●
			
	2 / 4	2 / 4	2 / 4
	—	—	—
	F2252	F2252	F2252

C2

仿形铣刀

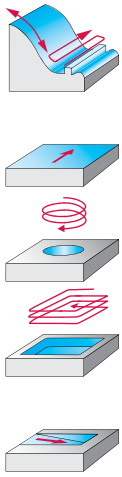
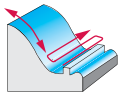
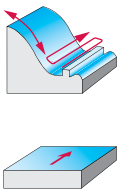
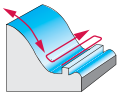

主偏角 κ									






订货号	M5468 Xtra·tec® XT		M5460 Xtra·tec® XT		M2471		F2339		
直径范围 [mm] [inch]	10–125	*1,000–5,000*	8–32	*0,375–1,000*	*25–63*	*2,000–2,500*	16–50	*0,625–2,000*	
刀柄类型									
DIN 1835 B	✔	✔	✔	✔			✔	✔	
Shell mill mount DIN 138	✔	✔			✔	✔			
ScrewFit	✔				✔		✔	✔	
圆柱柄			✔	✔	✔				
圆柱形模块	✔		✔				✔	✔	
Steep taper									
HSK									
NCT									
P 钢	●●		●●		●●		●●		
M 不锈钢	●●		●●		●●		●●		
K 铸铁	●●		●●				●●		
N 有色金属	●●								
S 难切削材料	●●		●●		●●		●		
H 硬材料	●●		●●				●		
O 其他	●		●						
可转位刀片									
切削刃数量	4 / 8		1		8		2 / 4		
最大切深 [mm]	2,5 - 10		4 - 16		5 - 6		11 - 57		
目录中的页面									
二维码									
www.walter-tools.com/woc/	M5468		M5460		M2471		F2339		

C2

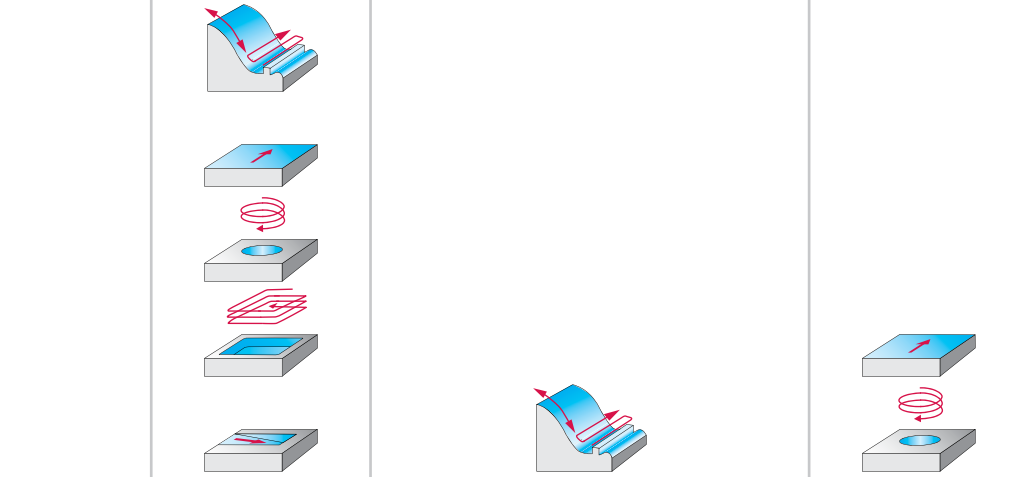

						90°	
							
	F2334		F2239		F2139	F2010	
	25–63	*1,250–2,500*	20–63	—	8–20	—	83,3–318,3	—
			✔					
	✔	✔					✔	
	✔	✔	✔					
	✔	✔			✔			
			✔					
			✔					
	●●		●●		●●		●●	
	●●		●		●●		●●	
	●●		●●		●●		●●	
	●●		●		●●		●●	
					●●		●	
					●			
							
	4 / 6 / 8		3 / 4		1	6	
	5 - 6		15 - 84		4 - 10	8	
	F2334R		F2239		F2139	F2010	

成形铣刀

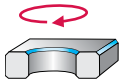
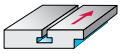

主偏角 κ	30°	45°	60°	90°






订货号	M4574		M4574		M4574		M4575		
直径范围 [mm] [inch]	8–20	*0,750*	8–40	*0,500–1,500*	*8–20*	*0,750*	20,5–49,5	*0,778–1,821*	
刀柄类型									
DIN 1835 B							✔	✔	
Shell mill mount DIN 138									
ScrewFit			✔						
圆柱柄	✔	✔	✔	✔	✔	✔			
圆柱形模块			✔						
Steep taper									
HSK									
NCT									
P 钢	●●		●●		●●		●●		
M 不锈钢	●●		●●		●●		●●		
K 铸铁	●●		●●		●●		●●		
N 有色金属	●●		●●		●●				
S 难切削材料	●●		●●		●●		●●		
H 硬材料									
O 其他									
可转位刀片									
切削刃数量	4		4		4		4		
最大切深 [mm]	2,7 - 4		3,5 - 7,5		4,8 - 6,8		—		
目录中的页面									
二维码									
www.walter-tools.com/woc/	M4574		M4574		M4574		M4575		

C2

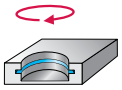

90°



F2036

16–63	—
✔	
✔	
●●	
●●	



2

—

F2036

方肩铣刀

M5130 mm

AC .. 0602 .. R

Xtra·tec® XT



– 每个可转位刀片有 2 个切削刃

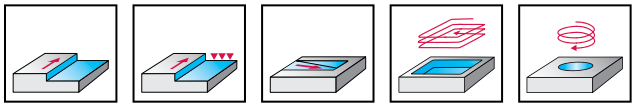

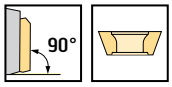

	P	M	K	N	S	H	O
M5130	●●	●●	●●	●●	●●	●	●

刀具

牌号	D_c mm	d_1 mm	l_4 mm	l_1 mm	L_c mm	Z	kg	可转位 刀片数量	型号
M5130-010-T09-02-05	10	T09	20		5	2	0,02	2	AC .. 0602 .. R
M5130-012-T09-03-05	12	T09	20		5	3	0,02	3	
M5130-016-T14-03-05	16	T14	25		5	3	0,04	3	
M5130-016-T14-04-05	16	T14	25		5	4	0,03	4	
M5130-020-T18-04-05	20	T18	25		5	4	0,05	4	
M5130-020-T18-05-05	20	T18	25		5	5	0,05	5	
M5130-025-T22-05-05	25	T22	30		5	5	0,1	5	
M5130-025-T22-07-05	25	T22	30		5	7	0,1	7	
M5130-032-T28-06-05	32	T28	35		5	6	0,19	6	
M5130-032-T28-08-05	32	T28	35		5	8	0,2	8	
M5130-040-T36-07-05	40	T36	35		5	7	0,34	7	
M5130-040-T36-10-05	40	T36	35		5	10	0,35	10	
M5130-010-TC06-02-05	10	M6	20		5	2	0,01	2	AC .. 0602 .. R
M5130-012-TC06-03-05	12	M6	20		5	3	0,01	3	
M5130-016-TC08-03-05	16	M8	25		5	3	0,03	3	
M5130-016-TC08-04-05	16	M8	25		5	4	0,03	4	
M5130-020-TC10-04-05	20	M10	25		5	4	0,05	4	
M5130-020-TC10-05-05	20	M10	25		5	5	0,05	5	
M5130-025-TC12-05-05	25	M12	30		5	5	0,1	5	
M5130-025-TC12-07-05	25	M12	30		5	7	0,1	7	
M5130-032-TC16-06-05	32	M16	35		5	6	0,19	6	
M5130-032-TC16-08-05	32	M16	35		5	8	0,2	8	
M5130-040-TC16-07-05	40	M16	35		5	7	0,24	7	
M5130-040-TC16-10-05	40	M16	35		5	10	0,27	10	
M5130-010-W10-02-05	10	10	16	60	5	2	0,03	2	AC .. 0602 .. R
M5130-010-W16-02-05	10	16	30	80	5	2	0,09	2	
M5130-012-W12-03-05	12	12	19	65	5	3	0,05	3	
M5130-012-W16-03-05	12	16	30	80	5	3	0,09	3	
M5130-016-W16-03-05	16	16	21	70	5	3	0,09	3	
M5130-016-W16-04-05	16	16	21	70	5	4	0,11	4	
M5130-020-W20-04-05	20	20	24	75	5	4	0,16	4	
M5130-020-W20-05-05	20	20	24	75	5	5	0,16	5	
M5130-025-W25-05-05	25	25	26	85	5	5	0,29	5	
M5130-025-W25-07-05	25	25	26	85	5	7	0,29	7	

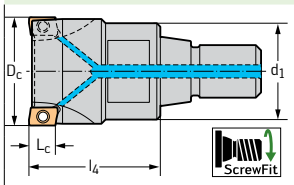

ScrewFit

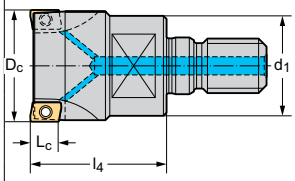

圆柱形模块

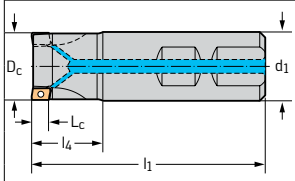

DIN 1835 B

刀体和备件包括在供货范围内

C2

Assembly parts

	D_c [mm]	10–63
	可转位刀片锁紧螺钉 紧固力矩	FS2560 (T6IP) 0,5 Nm

刀片

	牌号	r mm	b mm	P HC					M HC			K HC					N HC	HW	S HC		
				WKP25S	WKP35G	WKP35S	WSP45G	WSP45S	WSM35S	WSP45G	WSP45S	WAK15	WKK25S	WKP25S	WKP35G	WKP35S	WXN15	WK10	WSM35S	WSP45G	WSP45S
	ACGT060204R-G65	0,4	0,9	●	◐	◐	○	○	◐	○	○			◐	○	○			◐	○	○
	ACGT060204R-M85	0,4	0,9														●	◐			
	ACMT060202R-G55	0,2	1		◐	◐	○	○		○	○				○	○				○	○
	ACMT060204R-G55	0,4	0,9	●	◐	◐	○	○	◐	○	○	●	◐	◐	○	○			◐	○	○
	ACMT060204R-K55	0,4	0,9		●	●	◐	◐	●	◐	◐				◐	◐			●	◐	◐
	ACMT060208R-G55	0,8	0,8		◐	◐	○	○		○	○				○	○				○	○
	ACMT060212R-G55	1,2	0,6		◐	◐	○	○		○	○				○	○				○	○
	ACMT060216R-G55	1,6	0,1		◐	◐	○	○		○	○				○	○				○	○

HC = 涂层硬质合金
HW = 无涂层硬质合金

方肩铣刀

M5130 mm

AC .. 0602 .. R

Xtra·tec® XT



– 每个可转位刀片有 2 个切削刃

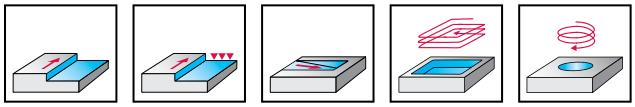

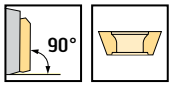

	P	M	K	N	S	H	O
M5130	●●	●●	●●	●●	●●	●	●

刀具

牌号	D_c mm	d_1 mm	l_4 mm	l_1 mm	L_c mm	Z	kg	可转位 刀片数量	型号
M5130-010-A10-02-05	10	10	16	60	5	2	0,03	2	AC .. 0602 .. R
M5130-010-A16-02-05	10	16	30	80	5	2	0,1	2	
M5130-012-A12-03-05	12	12	19	70	5	3	0,05	3	
M5130-012-A16-03-05	12	16	30	80	5	3	0,09	3	
M5130-014-A16-03-05	14	16	30	80	5	3	0,06	3	
M5130-016-A16-03-05	16	16	21	90	5	3	0,12	3	
M5130-016-A16-04-05	16	16	21	90	5	4	0,13	4	
M5130-018-A16-03-05	18	16	21	90	5	3	0,13	3	
M5130-020-A20-04-05	20	20	24	110	5	4	0,24	4	
M5130-020-A20-05-05	20	20	24	110	5	5	0,24	5	
M5130-022-A20-04-05	22	20	24	110	5	4	0,25	4	
M5130-025-A25-05-05	25	25	26	120	5	5	0,42	5	
M5130-025-A25-07-05	25	25	26	120	5	7	0,42	7	

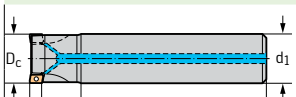

圆柱柄

牌号	D_c mm	d_1 mm	l_4 mm	l_1 mm	L_c mm	Z	kg	可转位 刀片数量	型号
M5130-032-B16-06-05	32	16	40		5	6	0,14	6	AC .. 0602 .. R
M5130-032-B16-08-05	32	16	40		5	8	0,14	8	
M5130-040-B16-07-05	40	16	40		5	7	0,27	7	
M5130-040-B16-10-05	40	16	40		5	10	0,27	10	
M5130-050-B22-09-05	50	22	40		5	9	0,42	9	
M5130-050-B22-12-05	50	22	40		5	12	0,42	12	
M5130-063-B22-11-05	63	22	40		5	11	0,54	11	
M5130-063-B22-14-05	63	22	40		5	14	0,54	14	

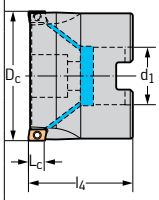

套式接口端面键驱动 DIN 138

刀体和备件包括在供货范围内

C2

Assembly parts

	D_c [mm]	10–63
	可转位刀片锁紧螺钉 紧固力矩	FS2560 (T6IP) 0,5 Nm

Accessories

	D_c [mm]	10–63
	扭矩螺丝刀，模拟型	FS2001
	可换扳手头	SD2001-6IP (T6IP)
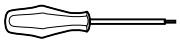	螺丝刀	SD1001-6IP (T6IP)

刀片

	牌号	r mm	b mm	P HC WKP25S	P HC WKP35G	P HC WKP35S	P HC WSP45G	P HC WSP45S	M HC WSM35S	M HC WSP45G	M HC WSP45S	K HC WAK15	K HC WKK25S	K HC WKP25S	K HC WKP35G	K HC WKP35S	N HC WXN15	N HW WK10	S HC WSM35S	S HC WSP45G	S HC WSP45S
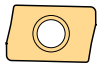	ACGT060204R-G65	0,4	0,9	●	◐	◐	○	○	◐	○	○			◐	○	○			◐	○	○
	ACGT060204R-M85	0,4	0,9														●	◐			
	ACMT060202R-G55	0,2	1		◐	◐	○	○		○	○				○	○				○	○
	ACMT060204R-G55	0,4	0,9	●	◐	◐	○	○	◐	○	○	●	◐	◐	○	○			◐	○	○
	ACMT060204R-K55	0,4	0,9		●	●	◐	◐	●	◐	◐				◐	◐			●	◐	◐
	ACMT060208R-G55	0,8	0,8		◐	◐	○	○		○	○				○	○				○	○
	ACMT060212R-G55	1,2	0,6		◐	◐	○	○		○	○				○	○				○	○
	ACMT060216R-G55	1,6	0,1		◐	◐	○	○		○	○				○	○				○	○

HC = 涂层硬质合金
HW = 无涂层硬质合金

C2

方肩铣刀

M5130 inch

AC .. 0602 .. R

Xtra·tec® XT



– 每个可转位刀片有 2 个切削刃

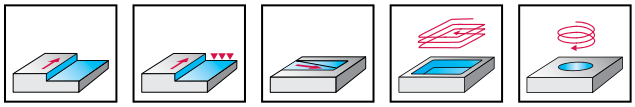

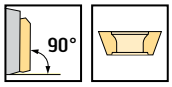

	P	M	K	N	S	H	O
M5130	●●	●●	●●	●●	●●	●	●

刀具

牌号	D_c inch	d_1 inch	l_4 inch	l_1 inch	L_c inch	Z	lbs	可转位 刀片数量	型号
M5130.013-T09-03-05	0,500	T09	0,787		0,197	3	0,001	3	AC .. 0602 .. R
M5130.015-T14-03-05	0,625	T14	0,984		0,197	3	0,001	3	
M5130.015-T14-04-05	0,625	T14	0,984		0,197	4	0,002	4	
M5130.019-T18-04-05	0,750	T18	0,984		0,197	4	0,002	4	
M5130.019-T18-05-05	0,750	T18	0,984		0,197	5	0,002	5	
M5130.026-T22-05-05	1,000	T22	1,181		0,197	5	0,004	5	
M5130.026-T22-07-05	1,000	T22	1,181		0,197	7	0,004	7	
M5130.031-T28-06-05	1,250	T28	1,378		0,197	6	0,008	6	
M5130.031-T28-08-05	1,250	T28	1,378		0,197	8	0,008	8	
M5130.038-T36-07-05	1,500	T36	1,378		0,197	7	0,014	7	
M5130.038-T36-10-05	1,500	T36	1,378		0,197	10	0,014	10	

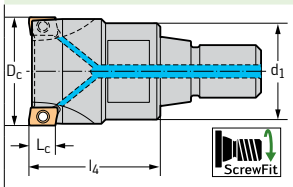

ScrewFit

M5130.013-W13-03-05	0,500	0,500	0,700	2,281	0,197	3	0,002	3	AC .. 0602 .. R
M5130.015-W15-03-05	0,625	0,625	0,750	2,656	0,197	3	0,004	3	
M5130.015-W15-04-05	0,625	0,625	0,750	2,656	0,197	4	0,004	4	
M5130.019-W19-04-05	0,750	0,750	0,945	2,781	0,197	4	0,005	4	
M5130.019-W19-05-05	0,750	0,750	0,945	2,781	0,197	5	0,005	5	
M5130.026-W26-05-05	1,000	1,000	1,000	3,281	0,197	5	0,011	5	
M5130.026-W26-07-05	1,000	1,000	1,000	3,281	0,197	7	0,011	7	

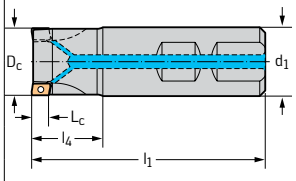

DIN 1835 B

M5130.013-A13-03-05	0,500	0,500	0,750	2,531	0,197	3	0,002	3	AC .. 0602 .. R
M5130.015-A15-03-05	0,625	0,625	0,750	3,566	0,197	3	0,005	3	
M5130.015-A15-04-05	0,625	0,625	0,750	3,566	0,197	4	0,005	4	
M5130.019-A19-04-05	0,750	0,750	1,000	4,250	0,197	4	0,008	4	
M5130.019-A19-05-05	0,750	0,750	1,000	4,250	0,197	5	0,008	5	
M5130.026-A26-05-05	1,000	1,000	1,000	4,750	0,197	5	0,017	5	
M5130.026-A26-07-05	1,000	1,000	1,000	4,750	0,197	7	0,017	7	

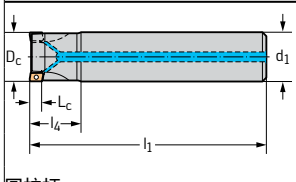

圆柱柄

M5130.051-B19-09-05	2,000	0,750	1,575		0,197	9	0,016	9	AC .. 0602 .. R
M5130.051-B19-12-05	2,000	0,750	1,575		0,197	12	0,016	12	
M5130.064-B26-11-05	2,500	1,000	1,575		0,197	11	0,026	11	
M5130.064-B26-14-05	2,500	1,000	1,575		0,197	14	0,026	14	

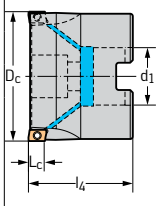

套式接口端面键驱动 DIN 138

刀体和备件包括在供货范围内

C2

Assembly parts

	D_c [mm]	0,5–1,5	2	2,5
	可转位刀片锁紧螺钉 紧固力矩	FS2560 (T6IP) 0,5 Nm	FS2560 (T6IP) 0,5 Nm	FS2560 (T6IP) 0,5 Nm
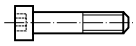	装配工具锁紧螺钉		FS1518	FS1519

Accessories

	D_c [mm]	0,5–2,5
	扭矩螺丝刀，模拟型	FS2002
	可换扳手头	SD2001-6IP (T6IP)
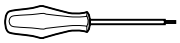	螺丝刀	SD1001-6IP (T6IP)

刀片

	牌号	r mm	b mm	P HC					M HC			K HC					N HC	N HW	S HC		
				WKP25S	WKP35G	WKP35S	WSP45G	WSP45S	WSM35S	WSP45G	WSP45S	WAK15	WKK25S	WKP25S	WKP35G	WKP35S	WXN15	WK10	WSM35S	WSP45G	WSP45S
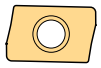	ACGT060204R-G65	0,4	0,9	●	●	●	●	●	●	●	●			●	●	●			●	●	●
	ACGT060204R-M85	0,4	0,9														●	●			
	ACMT060202R-G55	0,2	1		●	●	●	●		●	●				●	●				●	●
	ACMT060204R-G55	0,4	0,9	●	●	●	●	●	●	●	●	●	●	●	●	●			●	●	●
	ACMT060204R-K55	0,4	0,9		●	●	●	●	●	●	●				●	●			●	●	●
	ACMT060208R-G55	0,8	0,8		●	●	●	●		●	●				●	●				●	●
	ACMT060212R-G55	1,2	0,6		●	●	●	●		●	●				●	●				●	●
	ACMT060216R-G55	1,6	0,1		●	●	●	●		●	●				●	●				●	●

HC = 涂层硬质合金
HW = 无涂层硬质合金

方肩铣刀

M5130 mm

BC .. 0903 .. R

Xtra·tec® XT



– 每个可转位刀片有 2 个切削刃

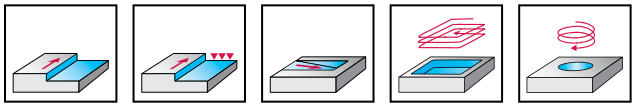

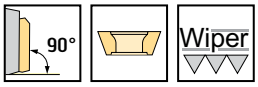

	P	M	K	N	S	H	O
M5130	●●	●●	●●	●●	●●	●	●

刀具

	牌号	D_c mm	d_1 mm	l_4 mm	l_1 mm	L_c mm	Z	kg	可转位 刀片数量	型号
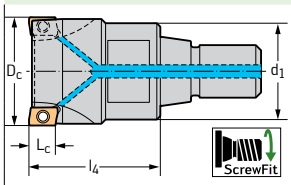 ScrewFit	M5130-016-T14-02-09	16	T14	25		9	2	0,03	2	BC .. 0903 .. R
	M5130-020-T18-02-09	20	T18	30		9	2	0,05	2	
	M5130-020-T18-03-09	20	T18	30		9	3	0,05	3	
	M5130-025-T22-03-09	25	T22	35		9	3	0,09	3	
	M5130-025-T22-04-09	25	T22	35		9	4	0,09	4	
	M5130-032-T28-04-09	32	T28	40		9	4	0,18	4	
	M5130-032-T28-05-09	32	T28	40		9	5	0,19	5	
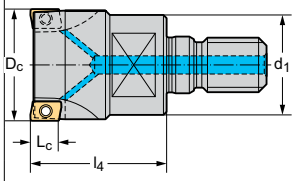 圆柱形模块	M5130-016-TC08-02-09	16	M8	25		9	2	0,03	2	BC .. 0903 .. R
	M5130-020-TC10-02-09	20	M10	30		9	2	0,05	2	
	M5130-020-TC10-03-09	20	M10	30		9	3	0,05	3	
	M5130-025-TC12-03-09	25	M12	35		9	3	0,09	3	
	M5130-025-TC12-04-09	25	M12	35		9	4	0,09	4	
	M5130-032-TC16-04-09	32	M16	40		9	4	0,17	4	
	M5130-032-TC16-05-09	32	M16	40		9	5	0,18	5	
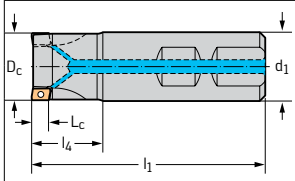 DIN 1835 B	M5130-016-W16-02-09	16	16	41	90	9	2	0,12	2	BC .. 0903 .. R
	M5130-020-W20-03-09	20	20	39	90	9	3	0,18	3	
	M5130-025-W25-04-09	25	25	43	100	9	4	0,31	4	
	M5130-032-W32-05-09	32	32	49	110	9	5	0,57	5	
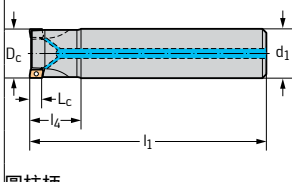 圆柱柄	M5130-016-A16-02-09	16	16	41	180	9	2	0,25	2	BC .. 0903 .. R
	M5130-018-A16-02-09	18	16	41	180	9	2	0,26	2	
	M5130-020-A20-02-09	20	20	39	200	9	2	0,44	2	
	M5130-020-A20-03-09	20	20	39	200	9	3	0,44	3	
	M5130-022-A20-03-09	22	20	39	200	9	3	0,44	3	
	M5130-025-A25-03-09	25	25	43	200	9	3	0,68	3	
	M5130-025-A25-04-09	25	25	43	200	9	4	0,68	4	
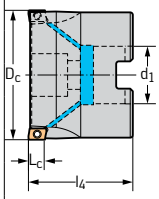 套式接口端面键驱动 DIN 138	M5130-032-B16-03-09	32	16	40		9	3	0,12	3	BC .. 0903 .. R
	M5130-032-B16-06-09	32	16	40		9	6	0,12	6	
	M5130-040-B16-04-09	40	16	40		9	4	0,19	4	
	M5130-040-B16-07-09	40	16	40		9	7	0,21	7	
	M5130-050-B22-05-09	50	22	40		9	5	0,32	5	
	M5130-050-B22-08-09	50	22	40		9	8	0,34	8	
	M5130-063-B22-07-09	63	22	40		9	7	0,5	7	
	M5130-063-B22-11-09	63	22	40		9	11	0,51	11	

刀体和备件包括在供货范围内

Assembly parts

	D_c [mm]	16–63
	可转位刀片锁紧螺钉 紧固力矩	FS2576 (T8IP) 1,2 Nm

Accessories

	D_c [mm]	16–63
	扭矩螺丝刀，模拟型	FS2001
	扭矩螺丝刀，数显型	FS2248
	可换扳手头	FS2012 (T8IP)
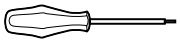	螺丝刀	FS1483 (T8IP)

刀片

	牌号	r mm	b mm	P HC WKP25S	P HC WKP35G	P HC WKP35S	P HC WSP45G	M HC WSM35S	M HC WSM45X	M HC WSP45G	M HC WXM15	K HC WAK15	K HC WKK25S	K HC WKP25S	K HC WKP35G	K HC WKP35S	N HC WXN15	N HW WK10	S HC WSM35S	S HC WSM45X	S HC WSP45G	H HC WHH15	H HC WHH15X
	BCGT090304R-G55	0,4	1,2	●	●	●	●	●		●		●		●	●	●			●		●		
	BCGT090304R-K85	0,4	1,2														●	●					
	BCMT090302R-G55	0,2	1,4		●	●	●			●					●	●					●		
	BCMT090304R-F55	0,4	1,2	●	●	●	●		●	●		●	●	●	●	●				●	●		
	BCMT090304R-G55	0,4	1,2	●	●	●	●	●	●	●		●	●	●	●	●			●	●	●		
	BCMT090304R-K55	0,4	1,2		●	●	●	●		●					●	●			●		●		
	BCMT090308R-G55	0,8	0,8		●	●	●		●	●					●	●				●	●		
	BCMT090312R-G55	1,2	0,4		●	●	●			●					●	●					●		
	BCMT090316R-G55	1,6	0,4		●	●	●		●	●					●	●				●	●		
	BCMT090320R-G55	2	0,4		●	●	●		●	●					●	●				●	●		
	BCMT090330R-G55	3	0,4						●											●			
	BCGX0903PDR-G55	0,4	5								●	●										●	●

HC = 涂层硬质合金
HW = 无涂层硬质合金

C2

方肩铣刀

M5130 inch

BC .. 0903 .. R

Xtra·tec® XT



– 每个可转位刀片有 2 个切削刃

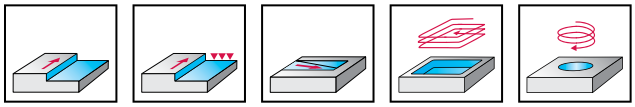

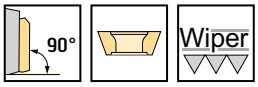

	P	M	K	N	S	H	O
M5130	●●	●●	●●	●●	●●	●	●

刀具

牌号	D_c inch	d_1 inch	l_4 inch	l_1 inch	L_c inch	Z	lbs	可转位 刀片数量	型号
M5130.015-W15-02-09	0,625	0,625	0,945	2,851	0,354	2	0,004	2	BC .. 0903 .. R
M5130.019-W19-03-09	0,750	0,750	1,535	3,567	0,354	3	0,006	3	
M5130.026-W26-03-09	1,000	1,000	1,181	3,462	0,354	3	0,011	3	
M5130.026-W26-04-09	1,000	1,000	1,181	3,462	0,354	4	0,011	4	

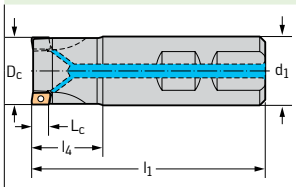

DIN 1835 B

M5130.015-A15-02-09	0,625	0,625	1,630	7,000	0,354	2	0,010	2	BC .. 0903 .. R
M5130.019-A19-02-09	0,750	0,750	1,630	8,000	0,354	2	0,015	2	
M5130.026-A26-03-09	1,000	1,000	1,750	8,000	0,354	3	0,028	3	

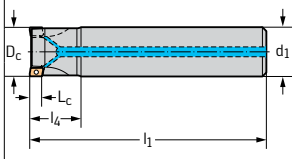

圆柱柄

M5130.051-B19-05-09	2,000	0,750	1,575		0,354	5	0,014	5	BC .. 0903 .. R
M5130.051-B19-08-09	2,000	0,750	1,575		0,354	8	0,014	8	

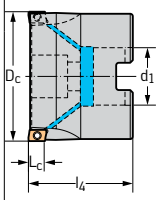

套式接口端面键驱动 DIN 138

刀体和备件包括在供货范围内

C2

Assembly parts

	D_c [mm]	0,62–1	2
	可转位刀片锁紧螺钉 紧固力矩	FS2576 (T8IP) 1,2 Nm	FS2576 (T8IP) 1,2 Nm
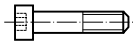	装配工具锁紧螺钉		FS1523

Accessories

	D_c [mm]	0,62–2
	扭矩螺丝刀，模拟型	FS2002
	扭矩螺丝刀，数显型	FS2248
	可换扳手头	FS2012 (T8IP)
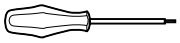	螺丝刀	FS1483 (T8IP)

刀片

	牌号	r mm	b mm	P HC WKP25S	P HC WKP35G	P HC WKP35S	P HC WSP45G	M HC WSM35S	M HC WSM45X	M HC WSP45G	M HC WXM15	K HC WAK15	K HC WKK25S	K HC WKP25S	K HC WKP35G	K HC WKP35S	N HC WXN15	N HW WK10	S HC WSM35S	S HC WSM45X	S HC WSP45G	H HC WHH15	H HC WHH15X
	BCGT090304R-G55	0,4	1,2	●	●	●	●	●		●		●		●	●	●			●		●		
	BCGT090304R-K85	0,4	1,2														●	●					
	BCMT090302R-G55	0,2	1,4		●	●	●			●					●	●					●		
	BCMT090304R-F55	0,4	1,2	●	●	●	●		●	●		●	●	●	●	●				●	●		
	BCMT090304R-G55	0,4	1,2	●	●	●	●	●	●	●		●	●	●	●	●			●	●	●		
	BCMT090304R-K55	0,4	1,2		●	●	●	●		●					●	●			●		●		
	BCMT090308R-G55	0,8	0,8		●	●	●		●	●					●	●				●	●		
	BCMT090312R-G55	1,2	0,4		●	●	●			●					●	●					●		
	BCMT090316R-G55	1,6	0,4		●	●	●		●	●					●	●				●	●		
	BCMT090320R-G55	2	0,4		●	●	●		●	●					●	●				●	●		
	BCMT090330R-G55	3	0,4						●											●			
	BCGX0903PDR-G55	0,4	5								●	●										●	●

HC = 涂层硬质合金
HW = 无涂层硬质合金

C2

方肩铣刀

M5130 mm

BC .. 1204 .. R

Xtra·tec® XT



– 每个可转位刀片有 2 个切削刃

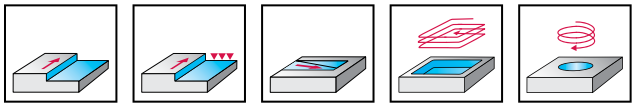

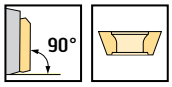

	P	M	K	N	S	H	O
M5130	●●	●●	●●	●●	●●	●	●

刀具

	牌号	D_c mm	d_1 mm	l_4 mm	l_1 mm	L_c mm	Z	kg	可转位 刀片数量	型号
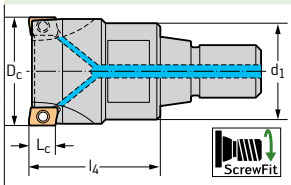 ScrewFit	M5130-025-T22-03-12	25	T22	35		12	3	0,09	3	BC .. 1204 .. R
	M5130-032-T28-03-12	32	T28	40		12	3	0,17	3	
	M5130-032-T28-04-12	32	T28	40		12	4	0,18	4	
	M5130-040-T36-03-12	40	T36	40		12	3	0,31	3	
	M5130-040-T36-06-12	40	T36	40		12	6	0,32	6	
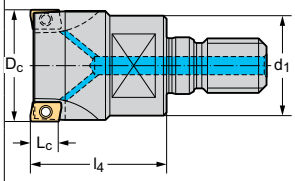 圆柱形模块	M5130-025-TC12-03-12	25	M12	35		12	3	0,08	3	BC .. 1204 .. R
	M5130-032-TC16-03-12	32	M16	40		12	3	0,16	3	
	M5130-032-TC16-04-12	32	M16	40		12	4	0,17	4	
	M5130-040-TC16-03-12	40	M16	40		12	3	0,21	3	
	M5130-040-TC16-06-12	40	M16	40		12	6	0,22	6	
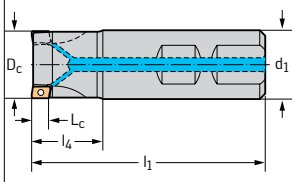 DIN 1835 B	M5130-025-W25-03-12	25	25	43	100	12	3	0,3	3	BC .. 1204 .. R
	M5130-032-W32-03-12	32	32	49	110	12	3	0,53	3	
	M5130-032-W32-04-12	32	32	49	110	12	4	0,54	4	
	M5130-040-W32-06-12	40	32	49	110	12	6	0,65	6	
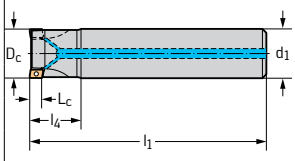 圆柱柄	M5130-022-A20-02-12	22	20	38	200	12	2	0,45	2	BC .. 1204 .. R
	M5130-025-A25-02-12	25	25	38	200	12	2	0,69	2	
	M5130-025-A25-03-12	25	25	38	200	12	3	0,68	3	
	M5130-032-A32-03-12	32	32	39	250	12	3	1,4	3	
	M5130-032-A32-04-12	32	32	39	250	12	4	1,42	4	
	M5130-040-A32-05-12	40	32	44	250	12	5	1,51	5	
	M5130-040-A40-04-12	40	40	44	250	12	4	2,25	4	

刀体和备件包括在供货范围内

C2

Assembly parts

	D_c [mm]	22–80
	可转位刀片锁紧螺钉 紧固力矩	FS2573 (T9IP) 2 Nm

Accessories

	D_c [mm]	22–80
	扭矩螺丝刀，模拟型	FS2003
	扭矩螺丝刀，数显型	FS2248
	可换扳手头	FS2013 (T9IP)
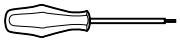	螺丝刀	FS1484 (T9IP)

刀片

	牌号	r mm	b mm	P HC					M HC				K HC					N HC	HW	S HC			
				WKP25S	WKP35G	WKP35S	WSP45G	WSP45S	WSM35S	WSM45X	WSP45G	WSP45S	WAK15	WKK25S	WKP25S	WKP35G	WKP35S	WXN15	WK10	WSM35S	WSM45X	WSP45G	WSP45S
	BCGT120408R-G55	0,8	1,3	●	◐	◐	○	○	◐		○	○	●		◐	○	○			◐		○	○
	BCHT120404R-K85	0,4	1,7															●	◐				
	BCHT120408R-K85	0,8	1,3															●	◐				
	BCHT120412R-K85	1,2	1,2															●	◐				
	BCHT120416R-K85	1,6	1,1															●	◐				
	BCHT120420R-K85	2	1,2															●	◐				
	BCHT120425R-K85	2,5	1															●	◐				
	BCHT120430R-K85	3	0,7															●	◐				
	BCHT120440R-K85	4	0,4															●	◐				
	BCMT120404R-G55	0,4	1,3		◐	◐	○	○			○	○				○	○					○	○
	BCMT120408R-F55	0,8	1,3	●	◐	◐	○	○			○	○	●	◐	◐	○	○					○	○
	BCMT120408R-G55	0,8	1,3	●	◐	◐	○	○	◐	○	○	○	●	◐	◐	○	○			◐	○	○	○
	BCMT120408R-K55	0,8	1,3		●	●	◐	◐	●		◐	◐				○	○			●		◐	◐
	BCMT120412R-G55	1,2	1,2		◐	◐	○	○		○	○	○				○	○				○	○	○
	BCMT120416R-G55	1,6	1,1		◐	◐	○	○		○	○	○				○	○				○	○	○
	BCMT120420R-G55	2	1,2		◐	◐	○	○		○	○	○				○	○				○	○	○
	BCMT120425R-G55	2,5	1		◐	◐	○	○			○	○				○	○					○	○
	BCMT120430R-G55	3	0,7		◐	◐	○	○		○	○	○				○	○				○	○	○
	BCMT120432R-G55	3,2	0,5		◐	◐	○	○			○	○				○	○					○	○
	BCMT120440R-G55	4	0,4		◐	◐	○	○		○	○	○				○	○				○	○	○

自刀尖圆角 r = 2.5 mm 起，应修磨刀体的刀尖区。
R (刀体) = R (可转位刀片) - 1 mm

HC = 涂层硬质合金
HW = 无涂层硬质合金

C2

方肩铣刀

M5130 mm

BC .. 1204 .. R

Xtra·tec® XT





– 每个可转位刀片有 2 个切削刃

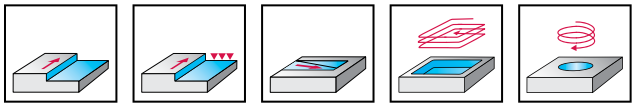

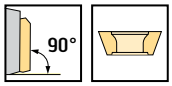

	P	M	K	N	S	H	O
M5130	●●	●●	●●	●●	●●	●	●

刀具

牌号	D_c mm	d_1 mm	l_4 mm	l_1 mm	L_c mm	Z	kg	可转位 刀片数量	型号
M5130-040-B16-03-12	40	16	40		12	3	0,17	3	BC .. 1204 .. R
M5130-040-B16-04-12	40	16	40		12	4	0,18	4	
M5130-040-B16-06-12	40	16	40		12	6	0,19	6	
M5130-050-B22-03-12	50	22	40		12	3	0,32	3	
M5130-050-B22-04-12	50	22	40		12	4	0,29	4	
M5130-050-B22-07-12	50	22	40		12	7	0,31	7	
M5130-063-B22-04-12	63	22	40		12	4	0,45	4	
M5130-063-B22-05-12	63	22	40		12	5	0,47	5	
M5130-063-B22-08-12	63	22	40		12	8	0,5	8	
M5130-063-B27-04-12	63	27	50		12	4	0,66	4	
M5130-063-B27-05-12	63	27	50		12	5	0,67	5	
M5130-063-B27-08-12	63	27	50		12	8	0,71	8	
M5130-080-B27-05-12	80	27	50		12	5	0,91	5	
M5130-080-B27-06-12	80	27	50		12	6	0,94	6	
M5130-080-B27-09-12	80	27	50		12	9	1	9	

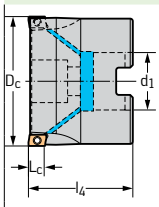

套式接口端面键驱动 DIN 138

刀体和备件包括在供货范围内

C2

Assembly parts

	D_c [mm]	22–80
	可转位刀片锁紧螺钉 紧固力矩	FS2573 (T9IP) 2 Nm

Accessories

	D_c [mm]	22–80
	扭矩螺丝刀，模拟型	FS2003
	扭矩螺丝刀，数显型	FS2248
	可换扳手头	FS2013 (T9IP)
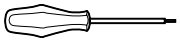	螺丝刀	FS1484 (T9IP)

刀片

	牌号	r mm	b mm	P HC					M HC				K HC					N HC	N HW	S HC			
				WKP25S	WKP35G	WKP35S	WSP45G	WSP45S	WSM35S	WSM45X	WSP45G	WSP45S	WAK15	WKK25S	WKP25S	WKP35G	WKP35S	WXN15	WK10	WSM35S	WSM45X	WSP45G	WSP45S
	BCGT120408R-G55	0,8	1,3	●	◐	◐	○	○	◐		○	○	●		◐	○	○			◐		○	○
	BCHT120404R-K85	0,4	1,7															●	◐				
	BCHT120408R-K85	0,8	1,3															●	◐				
	BCHT120412R-K85	1,2	1,2															●	◐				
	BCHT120416R-K85	1,6	1,1															●	◐				
	BCHT120420R-K85	2	1,2															●	◐				
	BCHT120425R-K85	2,5	1															●	◐				
	BCHT120430R-K85	3	0,7															●	◐				
	BCHT120440R-K85	4	0,4															●	◐				
	BCMT120404R-G55	0,4	1,3		◐	◐	○	○			○	○				○	○					○	○
	BCMT120408R-F55	0,8	1,3	●	◐	◐	○	○			○	○	●	◐	◐	○	○					○	○
	BCMT120408R-G55	0,8	1,3	●	◐	◐	○	○	◐	○	○	○	●	◐	◐	○	○			◐	○	○	○
	BCMT120408R-K55	0,8	1,3		●	●	◐	◐	●		◐	◐				○	○			●		◐	◐
	BCMT120412R-G55	1,2	1,2		◐	◐	○	○		○	○	○				○	○				○	○	○
	BCMT120416R-G55	1,6	1,1		◐	◐	○	○		○	○	○				○	○				○	○	○
	BCMT120420R-G55	2	1,2		◐	◐	○	○		○	○	○				○	○				○	○	○
	BCMT120425R-G55	2,5	1		◐	◐	○	○			○	○				○	○					○	○
	BCMT120430R-G55	3	0,7		◐	◐	○	○		○	○	○				○	○				○	○	○
	BCMT120432R-G55	3,2	0,5		◐	◐	○	○			○	○				○	○					○	○
	BCMT120440R-G55	4	0,4		◐	◐	○	○		○	○	○				○	○				○	○	○

自刀尖圆角 r = 2.5 mm 起，应修磨刀体的刀尖区。
R (刀体) = R (可转位刀片) - 1 mm

HC = 涂层硬质合金
HW = 无涂层硬质合金

方肩铣刀

M5130 inch

BC .. 1204 .. R

Xtra·tec® XT



– 每个可转位刀片有 2 个切削刃

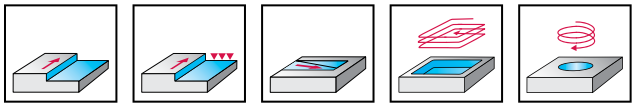

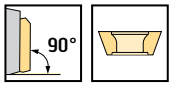

	P	M	K	N	S	H	O
M5130	●●	●●	●●	●●	●●	●	●

刀具

	牌号	D_c inch	d_1 inch	l_4 inch	l_1 inch	L_c inch	Z	lbs	可转位 刀片数量	型号
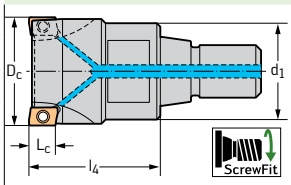 ScrewFit	M5130.026-T22-03-12	1,000	T22	1,378		0,472	3	0,003	3	BC .. 1204 .. R
	M5130.031-T28-03-12	1,250	T28	1,575		0,472	3	0,006	3	
	M5130.031-T28-04-12	1,250	T28	1,575		0,472	4	0,007	4	
	M5130.038-T36-06-12	1,500	T36	1,575		0,472	6	0,013	6	
	M5130.051-T45-07-12	2,000	T45	1,575		0,472	7	0,019	7	
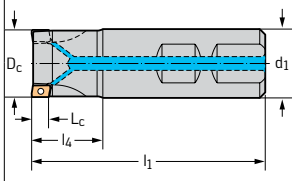 DIN 1835 B	M5130.019-W19-02-12	0,750	0,750	1,024	3,059	0,472	2	0,005	2	BC .. 1204 .. R
	M5130.026-W26-03-12	1,000	1,000	1,339	3,280	0,472	3	0,010	3	
	M5130.031-W31-04-12	1,250	1,250	1,417	3,697	0,472	4	0,018	4	
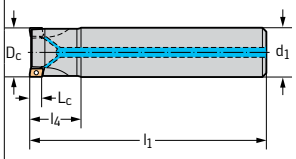 圆柱柄	M5130.019-A19-02-12	0,750	0,750	1,030	7,530	0,472	2	0,015	2	BC .. 1204 .. R
	M5130.026-A26-03-12	1,000	1,000	1,500	8,000	0,472	3	0,028	3	
	M5130.031-A31-04-12	1,250	1,250	1,630	10,000	0,472	4	0,056	4	
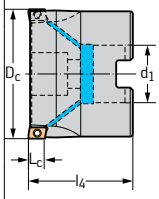 套式接口端面键驱动 DIN 138	M5130.038-B19-06-12	1,500	0,750	1,500		0,472	6	0,006	6	BC .. 1204 .. R
	M5130.051-B19-04-12	2,000	0,750	1,575		0,472	4	0,011	4	
	M5130.051-B19-07-12	2,000	0,750	1,575		0,472	7	0,014	7	
	M5130.064-B26-05-12	2,500	1,000	1,575		0,472	5	0,022	5	
	M5130.064-B26-08-12	2,500	1,000	1,575		0,472	8	0,021	8	
	M5130.076-B26-06-12	3,000	1,000	2,000		0,472	6	0,036	6	
	M5130.076-B26-09-12	3,000	1,000	2,000		0,472	9	0,038	9	

刀体和备件包括在供货范围内

C2

Assembly parts

	D_c [mm]	0,75–1,25	1,5–2	2,5–3
	可转位刀片锁紧螺钉 紧固力矩	FS2573 (T9IP) 2 Nm	FS2573 (T9IP) 2 Nm	FS2573 (T9IP) 2 Nm
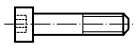	装配工具锁紧螺钉		FS1523	FS1519

Accessories

	D_c [mm]	0,75–3
	扭矩螺丝刀，模拟型	FS2004
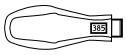	扭矩螺丝刀，数显型	FS2248
	可换扳手头	FS2013 (T9IP)
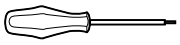	螺丝刀	FS1484 (T9IP)

刀片

	牌号	r mm	b mm	P HC WKP25S	P HC WKP35G	P HC WKP35S	P HC WSP45G	P HC WSP45S	M HC WSM35S	M HC WSM45X	M HC WSP45G	M HC WSP45S	K HC WAK15	K HC WKK25S	K HC WKP25S	K HC WKP35G	K HC WKP35S	N HC WXN15	N HW WK10	S HC WSM35S	S HC WSM45X	S HC WSP45G	S HC WSP45S
	BCGT120408R-G55	0,8	1,3	●	●	●	●	●	●		●	●	●		●	●	●				●	●
	BCHT120404R-K85	0,4	1,7															●	●				
	BCHT120408R-K85	0,8	1,3															●	●				
	BCHT120412R-K85	1,2	1,2															●	●				
	BCHT120416R-K85	1,6	1,1															●	●				
	BCHT120420R-K85	2	1,2															●	●				
	BCHT120425R-K85	2,5	1															●	●				
	BCHT120430R-K85	3	0,7															●	●				
	BCHT120440R-K85	4	0,4															●	●				
	BCMT120404R-G55	0,4	1,3		●	●	●	●			●	●				●	●					●	●
	BCMT120408R-F55	0,8	1,3	●	●	●	●	●			●	●	●	●	●	●	●					●	●
	BCMT120408R-G55	0,8	1,3	●	●	●	●	●	●	●	●	●	●	●	●	●	●			●	●	●	●
	BCMT120408R-K55	0,8	1,3		●	●	●	●	●		●	●				●	●			●		●	●
	BCMT120412R-G55	1,2	1,2		●	●	●	●		●	●	●				●	●				●	●	●
	BCMT120416R-G55	1,6	1,1		●	●	●	●		●	●	●				●	●				●	●	●
	BCMT120420R-G55	2	1,2		●	●	●	●		●	●	●				●	●				●	●	●
	BCMT120425R-G55	2,5	1		●	●	●	●			●	●				●	●					●	●
	BCMT120430R-G55	3	0,7		●	●	●	●		●	●	●				●	●				●	●	●
	BCMT120432R-G55	3,2	0,5		●	●	●	●			●	●				●	●					●	●
	BCMT120440R-G55	4	0,4		●	●	●	●		●	●	●				●	●				●	●	●

自刀尖圆角 r = 2.5 mm 起，应修磨刀体的刀尖区。
R (刀体) = R (可转位刀片) - 1 mm

HC = 涂层硬质合金
HW = 无涂层硬质合金

C2

方肩铣刀

M5130 mm

BC .. 1605 .. R

Xtra·tec® XT



– 每个可转位刀片有 2 个切削刃

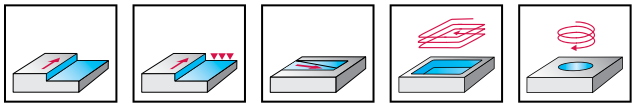

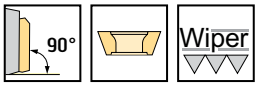

	P	M	K	N	S	H	O
M5130	●●	●●	●●	●●	●●	●	●

刀具

	牌号	D_c mm	d_1 mm	l_4 mm	l_1 mm	L_c mm	Z	kg	可转位 刀片数量	型号
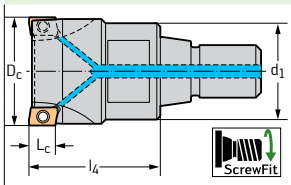 ScrewFit	M5130-032-T28-03-15	32	T28	40		15	3	0,16	3	BC .. 1605 .. R
	M5130-040-T36-03-15	40	T36	40		15	3	0,31	3	
	M5130-040-T36-04-15	40	T36	40		15	4	0,31	4	
	M5130-050-T45-03-15	50	T45	40		15	3	0,45	3	
	M5130-050-T45-06-15	50	T45	40		15	6	0,45	6	
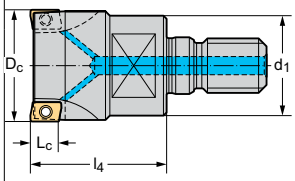 圆柱形模块	M5130-032-TC16-03-15	32	M16	40		15	3	0,15	3	BC .. 1605 .. R
	M5130-040-TC16-03-15	40	M16	40		15	3	0,21	3	
	M5130-040-TC16-04-15	40	M16	40		15	4	0,2	4	
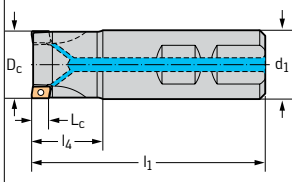 DIN 1835 B	M5130-025-W25-02-15	25	25	43	100	15	2	0,3	2	BC .. 1605 .. R
	M5130-032-W32-03-15	32	32	49	110	15	3	0,56	3	
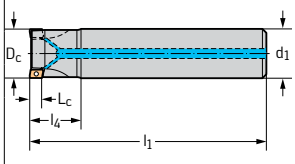 圆柱柄	M5130-025-A25-02-15	25	25	38	200	15	2	0,68	2	BC .. 1605 .. R
	M5130-028-A25-02-15	28	25	38	200	15	2	0,7	2	
	M5130-032-A32-03-15	32	32	39	250	15	3	1,43	3	
	M5130-035-A32-03-15	35	32	39	250	15	3	1,46	3	

刀体和备件包括在供货范围内

C2

Assembly parts

	D_c [mm]	25–160
	可转位刀片锁紧螺钉 紧固力矩	FS2300 (T15IP) 3,5 Nm

Accessories

	D_c [mm]	25–125	160
	扭矩螺丝刀，模拟型	FS2003	FS2003
	扭矩螺丝刀，数显型	FS2248	FS2248
	可换扳手头	FS2014 (T15IP)	FS2014 (T15IP)
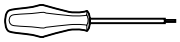	螺丝刀	FS1485 (T15IP)	FS1485 (T15IP)
	密封盘套装		FS936 SET KOMPLETT

刀片

	牌号	r mm	b mm	P HC WKP25S	P HC WKP35G	P HC WKP35S	P HC WSP45G	P HC WSP45S	M HC WSM35S	M HC WSM45X	M HC WSP45G	M HC WSP45S	M HC WXM15	K HC WAK15	K HC WKK25S	K HC WKP25S	K HC WKP35G	K HC WKP35S	N HC WXN15	N HW WK10	S HC WSM35S	S HC WSM45X	S HC WSP45G	S HC WSP45S	H HC WHH15
	BCGT160508R-G55	0,8	2	☺	😐	😐	☹	☹	😐		☹	☹		☺		😐	☹	☹			☹		☹	☹	
	BCHT160508R-K85	0,8	2																☺	😐					
	BCHT160512R-K85	1,2	1,7																☺	😐					
	BCHT160516R-K85	1,6	1,7																☺	😐					
	BCHT160520R-K85	2	1,5																☺	😐					
	BCHT160525R-K85	2,5	1,4																☺	😐					
	BCHT160530R-K85	3	1,2																☺	😐					
	BCHT160540R-K85	4	1,1																☺	😐					
	BCMT160508R-F55	0,8	2	☺	😐	😐	☹	☹		☹	☹	☹		☺	😐	😐	☹	☹				☹	☹	☹	
	BCMT160508R-G55	0,8	2	☺	😐	😐	☹	☹	😐	☹	☹	☹		☺	😐	😐	☹	☹			😐	☹	☹	☹	
	BCMT160508R-K55	0,8	2		☺	☺	😐	😐	☺	😐	😐	😐					😐	😐			☺	😐	😐	😐	
	BCMT160512R-G55	1,2	1,7		😐	😐	☹	☹		☹	☹	☹					☹	☹				☹	☹	☹	
	BCMT160516R-G55	1,6	1,5		😐	😐	☹	☹		☹	☹	☹					☹	☹				☹	☹	☹	
	BCMT160520R-G55	2	1,5		😐	😐	☹	☹		☹	☹	☹					☹	☹				☹	☹	☹	
	BCMT160525R-G55	2,5	1,4		😐	😐	☹	☹		☹	☹	☹					☹	☹				☹	☹	☹	
	BCMT160530R-G55	3	1,2		😐	😐	☹	☹		☹	☹	☹					☹	☹				☹	☹	☹	
	BCMT160532R-G55	3,2	1,1		😐	😐	☹	☹			☹	☹					☹	☹					☹	☹	
	BCMT160540R-G55	4	1,1		😐	😐	☹	☹		☹	☹	☹					☹	☹				☹	☹	☹	
	BCMT160550R-G55	5	0,7		😐	😐	☹	☹			☹	☹					☹	☹					☹	☹	
	BCMT160560R-G55	6	0,1		😐	😐	☹	☹		☹	☹	☹					☹	☹				☹	☹	☹	
	BCGX1605PDR-G55	0,8	8										☺	☺											☺

自刀尖圆角 r = 2.5 mm 起，应修磨刀体的刀尖区。
R (刀体) = R (可转位刀片) - 1 mm
修光刃刀片 BCGX1605PDR-F56-G55 仅与 BCGT160508-G55 组合使用。

HC = 涂层硬质合金
HW = 无涂层硬质合金

C2

方肩铣刀

M5130 mm

BC .. 1605 .. R

Xtra·tec® XT



– 每个可转位刀片有 2 个切削刃

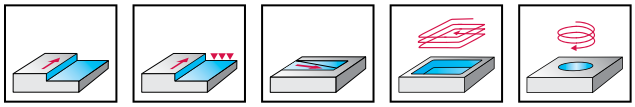

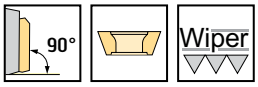

	P	M	K	N	S	H	O
M5130	●●	●●	●●	●●	●●	●	●

刀具

牌号	D_c mm	d_1 mm	l_4 mm	l_1 mm	L_c mm	Z	kg	可转位 刀片数量	型号
M5130-040-B16-03-15	40	16	40		15	3	0,15	3	BC .. 1605 .. R
M5130-040-B16-04-15	40	16	40		15	4	0,14	4	
M5130-042-B16-03-15	42	16	40		15	3	0,17	3	
M5130-050-B22-03-15	50	22	40		15	3	0,31	3	
M5130-050-B22-06-15	50	22	40		15	6	0,31	6	
M5130-054-B22-03-15	54	22	40		15	3	0,34	3	
M5130-063-B22-04-15	63	22	40		15	4	0,43	4	
M5130-063-B22-07-15	63	22	40		15	7	0,45	7	
M5130-063-B27-04-15	63	27	50		15	4	0,66	4	
M5130-063-B27-07-15	63	27	50		15	7	0,68	7	
M5130-066-B27-04-15	66	27	50		15	4	0,72	4	
M5130-080-B27-05-15	80	27	50		15	5	0,92	5	
M5130-080-B27-08-15	80	27	50		15	8	0,97	8	
M5130-085-B27-05-15	85	27	50		15	5	1,03	5	
M5130-100-B32-05-15	100	32	50		15	5	1,55	5	
M5130-100-B32-08-15	100	32	50		15	8	1,62	8	
M5130-125-B40-07-15	125	40	63		15	7	2,47	7	
M5130-125-B40-10-15	125	40	63		15	10	2,67	10	

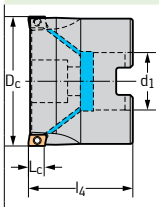

套式接口端面键驱动 DIN 138

M5130-160-B40-08-15	160	40	63		15	8	2,88	8	BC .. 1605 .. R
M5130-160-B40-12-15	160	40	63		15	12	3,02	12	

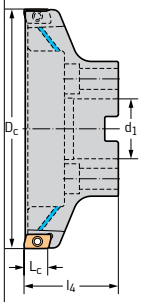

套式接口端面键驱动 DIN 138

刀体和备件包括在供货范围内

C2

Assembly parts

	D_c [mm]	25–160
	可转位刀片锁紧螺钉 紧固力矩	FS2300 (T15IP) 3,5 Nm

Accessories

	D_c [mm]	25–125	160
	扭矩螺丝刀，模拟型	FS2003	FS2003
	扭矩螺丝刀，数显型	FS2248	FS2248
	可换扳手头	FS2014 (T15IP)	FS2014 (T15IP)
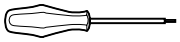	螺丝刀	FS1485 (T15IP)	FS1485 (T15IP)
	密封盘套装		FS936 SET KOMPLETT

刀片

	牌号	r mm	b mm	P HC WKP25S	P HC WKP35G	P HC WKP35S	P HC WSP45G	P HC WSP45S	M HC WSM35S	M HC WSM45X	M HC WSP45G	M HC WSP45S	M HC WXM15	K HC WAK15	K HC WKK25S	K HC WKP25S	K HC WKP35G	K HC WKP35S	N HC WXN15	N HW WK10	S HC WSM35S	S HC WSM45X	S HC WSP45G	S HC WSP45S	H HC WHH15
	BCGT160508R-G55	0,8	2	☺	😐	😐	☹	☹	😐		☹	☹		☺		😐	☹	☹			☹		☹	☹	
	BCHT160508R-K85	0,8	2																☺	😐					
	BCHT160512R-K85	1,2	1,7																☺	😐					
	BCHT160516R-K85	1,6	1,7																☺	😐					
	BCHT160520R-K85	2	1,5																☺	😐					
	BCHT160525R-K85	2,5	1,4																☺	😐					
	BCHT160530R-K85	3	1,2																☺	😐					
	BCHT160540R-K85	4	1,1																☺	😐					
	BCMT160508R-F55	0,8	2	☺	😐	😐	☹	☹		☹	☹	☹		☺	😐	😐	☹	☹				☹	☹	☹	
	BCMT160508R-G55	0,8	2	☺	😐	😐	☹	☹	😐	☹	☹	☹		☺	😐	😐	☹	☹			😐	☹	☹	☹	
	BCMT160508R-K55	0,8	2		☺	☺	😐	😐	☺	😐	😐	😐					☹	☹			☺	😐	😐	😐	
	BCMT160512R-G55	1,2	1,7		😐	😐	☹	☹		☹	☹	☹					☹	☹				☹	☹	☹	
	BCMT160516R-G55	1,6	1,5		😐	😐	☹	☹		☹	☹	☹					☹	☹				☹	☹	☹	
	BCMT160520R-G55	2	1,5		😐	😐	☹	☹		☹	☹	☹					☹	☹				☹	☹	☹	
	BCMT160525R-G55	2,5	1,4		😐	😐	☹	☹		☹	☹	☹					☹	☹				☹	☹	☹	
	BCMT160530R-G55	3	1,2		😐	😐	☹	☹		☹	☹	☹					☹	☹				☹	☹	☹	
	BCMT160532R-G55	3,2	1,1		😐	😐	☹	☹			☹	☹					☹	☹					☹	☹	
	BCMT160540R-G55	4	1,1		😐	😐	☹	☹		☹	☹	☹					☹	☹				☹	☹	☹	
	BCMT160550R-G55	5	0,7		😐	😐	☹	☹			☹	☹					☹	☹					☹	☹	
	BCMT160560R-G55	6	0,1		😐	😐	☹	☹		☹	☹	☹					☹	☹				☹	☹	☹	
	BCGX1605PDR-G55	0,8	8										☺	☺											☺

自刀尖圆角 r = 2.5 mm 起，应修磨刀体的刀尖区。
R (刀体) = R (可转位刀片) - 1 mm
修光刃刀片 BCGX1605PDR-F56-G55 仅与 BCGT160508-G55 组合使用。

HC = 涂层硬质合金
HW = 无涂层硬质合金

C2

方肩铣刀

M5130 inch

BC .. 1605 .. R

Xtra·tec® XT



– 每个可转位刀片有 2 个切削刃

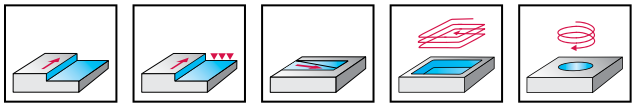

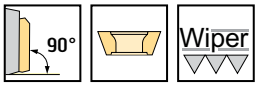

	P	M	K	N	S	H	O
M5130	●●	●●	●●	●●	●●	●	●

刀具

牌号	D_c inch	d_1 inch	l_4 inch	l_1 inch	L_c inch	Z	lbs	可转位 刀片数量	型号
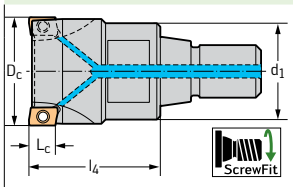 ScrewFit									
M5130.038-T36-03-15	1,500	T36	1,500		0,591	3	0,012	3	BC .. 1605 .. R
M5130.038-T36-04-15	1,500	T36	1,500		0,591	4	0,012	4	
M5130.051-T45-06-15	2,000	T45	1,575		0,591	6	0,018	6	
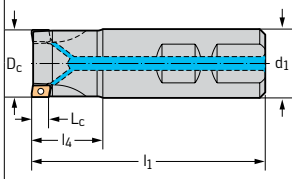 DIN 1835 B									
M5130.026-W26-02-15	1,000	1,000	1,850	4,131	0,591	2	0,013	3	BC .. 1605 .. R
M5130.031-W31-03-15	1,250	1,250	1,500	3,781	0,591	3	0,018	3	
M5130.038-W31-04-15	1,500	1,250	1,730	4,008	0,591	4	0,023	3	
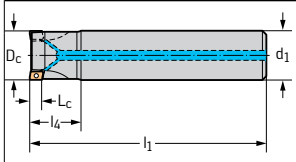 圆柱柄									
M5130.026-A26-02-15	1,000	1,000	1,850	8,350	0,591	2	0,029	2	BC .. 1605 .. R
M5130.031-A31-03-15	1,250	1,250	1,500	9,87	0,591	3	0,056	3	
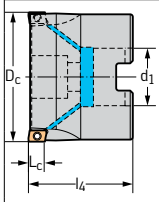 套式接口端面键驱动 DIN 138									
M5130.051-B19-03-15	2,000	0,750	1,575		0,591	3	0,013	3	BC .. 1605 .. R
M5130.051-B19-06-15	2,000	0,750	1,575		0,591	6	0,012	6	
M5130.064-B26-04-15	2,500	1,000	1,575		0,591	4	0,020	4	
M5130.064-B26-07-15	2,500	1,000	1,575		0,591	7	0,02	7	
M5130.076-B26-05-15	3,000	1,000	2,000		0,591	5	0,045	5	
M5130.076-B26-08-15	3,000	1,000	2,000		0,591	8	0,041	8	
M5130.102-B38-05-15	4,000	1,500	2,500		0,591	5	0,094	5	
M5130.102-B38-08-15	4,000	1,500	2,500		0,591	8	0,108	8	
M5130.127-B38-07-15	5,000	1,500	2,500		0,591	7	0,135	7	
M5130.127-B38-10-15	5,000	1,500	2,500		0,591	10	0,146	10	
M5130.152-B38-08-15	6,000	1,500	2,500		0,591	8	0,186	8	
M5130.152-B38-12-15	6,000	1,500	2,500		0,591	12	0,183	12	

刀体和备件包括在供货范围内

C2

Assembly parts

	D_c [mm]	1–6	2	2,5–3
	可转位刀片锁紧螺钉 紧固力矩	FS2300 (T15IP) 3,5 Nm	FS2300 (T15IP) 3,5 Nm	FS2300 (T15IP) 3,5 Nm
	装配工具锁紧螺钉		FS1523	FS1519

Accessories

	D_c [mm]	1–6
	扭矩螺丝刀，模拟型	FS2004
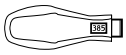	扭矩螺丝刀，数显型	FS2248
	可换扳手头	FS2014 (T15IP)
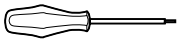	螺丝刀	FS1485 (T15IP)

刀片

	牌号	r mm	b mm	P HC WKP25S	P HC WKP35G	P HC WKP35S	P HC WSP45G	P HC WSP45S	M HC WSM35S	M HC WSM45X	M HC WSP45G	M HC WSP45S	M HC WXM15	K HC WAK15	K HC WKK25S	K HC WKP25S	K HC WKP35G	K HC WKP35S	N HC WXN15	N HW WK10	S HC WSM35S	S HC WSM45X	S HC WSP45G	S HC WSP45S	H HC WHH15
	BCGT160508R-G55	0,8	2	●	●	●	●	●	●		●	●		●		●	●	●			●		●	●	
	BCHT160508R-K85	0,8	2																●	●					
	BCHT160512R-K85	1,2	1,7																●	●					
	BCHT160516R-K85	1,6	1,7																●	●					
	BCHT160520R-K85	2	1,5																●	●					
	BCHT160525R-K85	2,5	1,4																●	●					
	BCHT160530R-K85	3	1,2																●	●					
	BCHT160540R-K85	4	1,1																●	●					
	BCMT160508R-F55	0,8	2	●	●	●	●	●		●	●	●		●	●	●	●	●				●	●	●	
	BCMT160508R-G55	0,8	2	●	●	●	●	●	●	●	●	●		●	●	●	●	●			●	●	●	●	
	BCMT160508R-K55	0,8	2		●	●	●	●	●	●	●	●					●	●			●	●	●	●	
	BCMT160512R-G55	1,2	1,7		●	●	●	●		●	●	●					●	●				●	●	●	
	BCMT160516R-G55	1,6	1,5		●	●	●	●		●	●	●					●	●				●	●	●	
	BCMT160520R-G55	2	1,5		●	●	●	●		●	●	●					●	●				●	●	●	
	BCMT160525R-G55	2,5	1,4		●	●	●	●		●	●	●					●	●				●	●	●	
	BCMT160530R-G55	3	1,2		●	●	●	●		●	●	●					●	●				●	●	●	
	BCMT160532R-G55	3,2	1,1		●	●	●	●			●	●					●	●					●	●	
	BCMT160540R-G55	4	1,1		●	●	●	●		●	●	●					●	●				●	●	●	
	BCMT160550R-G55	5	0,7		●	●	●	●			●	●					●	●					●	●	
	BCMT160560R-G55	6	0,1		●	●	●	●		●	●	●					●	●				●	●	●	
	BCGX1605PDR-G55	0,8	8										●	●											●

自刀尖圆角 r = 2.5 mm 起，应修磨刀体的刀尖区。
R (刀体) = R (可转位刀片) - 1 mm
修光刃刀片 BCGX1605PDR-F56-G55 仅与 BCGT160508-G55 组合使用。

HC = 涂层硬质合金
HW = 无涂层硬质合金

C2


Accure·tec

D – 刀柄

D1: 非旋转式刀柄		面
非旋转式刀柄	产品一览	
	Walter Capto™ 夹紧单元	412
	Walter Capto™ 刀柄	414
	VDI 刀柄，整体式	416
	机床专用刀柄，整体式	418
	Accure·tec 减振镗刀刀柄 – QuadFit	420

D2: 旋转式刀柄		面
旋转式刀柄	Walter Capto™ 刀柄	422
	Walter NCT 刀柄	428
	用于前端为模块化接口的 ScrewFit 刀柄	434
	铣刀头 ConeFit 刀柄	438
	整体式刀柄 – HSK，SK	440
	Accure·tec 减振铣刀刀柄	444

Walter Capto™ 夹紧单元

				
	VDI DIN 69880 夹紧单元	**夹紧单元**	**夹紧单元**	**夹紧单元**
订货号	**TYP 2030 / 2040 / 2050 / 2060**	**TYP 2090**	**Typ 2080 / 2085**	**Typ 3000 / 2000 / 20.5**
机床侧	VDI DIN 69880	涨环式锁紧	方形刀杆	带夹紧面的削平柄
刀具侧	C3 - C6	C3 - C8	C3 - C5	C3 - C5
目录中的页面				
二维码				
www.walter-tools.com/woc/	TYP2030	TYP2090	TYP2080	TYP3000

Walter Capto™ 刀柄



Walter Capto™ – 轴向刀柄



Walter Capto™ – 径向刀柄



Walter Capto™ 刀柄 – 减振



轴向刀柄

订货号	A2120-C...-P	A2121-C...-P	A3000-C	C.-ASH	
机床侧	符合 ISO 26623 的 Walter Capto™	符合 ISO 26623 的 Walter Capto™	符合 ISO 26623 的 Walter Capto™	符合 ISO 26623 的 Walter Capto™	
刀具侧	20 x 20 - 25 x 25	20 x 20 - 25 x 25	Q25 - Q50	20 x 20 - 32 x 32	
目录中的页面					
二维码					
www.walter-tools.com/woc/	A2120-C-P	A2121-C-P	A3000-C	C-ASH	



径向刀柄

	C.-ASHA
	符合 ISO 26623 的 Walter Capto™
	32 x 25 - 32 x 32

C-ASHA

VDI 刀柄，整体式

					
	VDI 刀柄 – DIN 69880 切断刀具	VDI 刀柄 – DIN 69880 切断刀具	VDI 刀柄 – DIN 69880 带柄式刀具	VDI 刀柄 – DIN 69880 带柄式刀具	
订货号	A2110-V...-P	A2111-V...-P	A2120-V...-P	A2121-V...-P	
机床侧	VDI DIN 69880	VDI DIN 69880	VDI DIN 69880	VDI DIN 69880	
刀具侧	26L - 32R	26L - 32R	20 x 20 - 25 x 25	20 x 20 - 25 x 25	
目录中的页面					
二维码					
www.walter-tools.com/woc/	A2110-V-P	A2111-V-P	A2120-V-P	A2121-V-P	



VDI DIN 69880 主刀柄

	AK135M
	VDI DIN 69880
	80

AK135M

机床专用刀柄，整体式

					
	BMT 刀柄 – 切断刀具	**Doosan 刀柄 – 切断刀具**	**Nakamura 刀柄 – 切断刀板**	**BMT 刀柄 – DIN 69880 方刀杆**	
订货号	**A2110-BT...-P**	**A2110-DO...-P**	**A2110-NA...-P**	**A2120-BT...-P**	
机床侧	BMT	Doosan	Nakamura	BMT	
刀具侧	26L - 32R	32L - 32R	32L - 32R	20 x 20 - 25 x 25	
目录中的页面					
二维码					
www.walter-tools.com/woc/	A2110-BT-P	A2110-DO-P	A2110-NA-P	A2120-BT-P	

D1

		
	Doosan 刀柄 – DIN 69880 方刀杆	Doosan 刀柄 – DIN 69880 方刀杆
	A2120-D0...-P	**A2121-D0...-P**
	Doosan	Doosan
	25 x 25	25 x 25
	A2120-D0-P	A2121-D0-P

Accure·tec 减振镗刀刀柄



直柄 – 减振



Walter Capto™ 刀柄 – 减振



HSK-T 刀柄 – 减振



直柄 – 减振

订货号	A3000	A3000-C	A3000-HSK-T	A3001	
机床侧	带夹紧面的削平柄 圆柱柄	符合 ISO 26623 的 Walter Capto™	HSK DIN 69893-7	圆柱柄	
刀具侧	Q25 - Q50	Q25 - Q50	Q25 - Q50	QL100 - QL80	
目录中的页面					
二维码					
www.walter-tools.com/woc/	A3000	A3000-C	A3000-HSK-T	A3001	

		
	Walter Capto™ 刀柄 – 减振	HSK-T 刀柄 – 减振
	A3001-C	A3001-HSK-T
	符合 ISO 26623 的 Walter Capto™	HSK DIN 69893-7
	QL60 - QL80	QL60 - QL80
	A3001-C	A3001-HSK-T

Walter Capto™ 刀柄

					
	主刀柄 HSK DIN 69893-1 A	主刀柄 DIN 69871 AD/B	主刀柄 DIN 69871 AD/B	主刀柄 MAS-BT JIS B 6339 AD/B	
订货号	C.-390.410	C.-390B.140	C.-390B.540 + C.-390.540	C.-390B.55 + C.-390B.58	
机床侧	HSK DIN 69893-1 A	SK DIN 69871 AD/B	SK DIN 69871 AD/B	JIS B 6339 AD/B	
刀具侧	C3 - C8	C3 - C8	C3 - C8	C3 - C8	
目录中的页面					
二维码					
www.walter-tools.com/woc/	C-390-410	C-390B-140	C-390B-540	C-390B-55	

		
	主刀柄 MAS-BT JIS B 6339 AD/B	主刀柄 ASME B5.50
	C.-390B.555 + C.-390B.558	C.-A390B.45
	SK DIN 69871 AD/B	ASME B 5.50
	C3 - C8	C3 - C8
	C-390B-555	C-A390B-45

Walter Capto™ 刀柄

					
	同步攻丝刀柄	Walter Capto™ 刀柄 – 减振	套式铣刀刀柄	液压刀柄 Walter Capto™ ISO 26623-1	
订货号	AB035-C	AC001-C	AK155.8.C	AK182.C	
机床侧	符合 ISO 26623 的 Walter Capto™	符合 ISO 26623 的 Walter Capto™	符合 ISO 26623 的 Walter Capto™	符合 ISO 26623 的 Walter Capto™	
刀具侧	ER11 - ER40	16 - 40	1 - 32	12 - 20	
目录中的页面					
二维码					
www.walter-tools.com/woc/	AB035-C	AC001-C	AK155-8-C	AK182-C	

			
	ER 弹簧刀柄	**Weldon 侧固式刀柄**	**孔加工刀具刀柄**
	C.-391.14	**C.-391.20**	**C.-391.27**
	符合 ISO 26623 的 Walter Capto™	符合 ISO 26623 的 Walter Capto™	符合 ISO 26623 的 Walter Capto™
	ER20 - ER40	1 - 8	16 - 40
	C-391-14	C-391-20	C-391-27

Walter Capto™ 刀柄





	接长杆	缩径杆
订货号	C.-391.01	C.-391.02
机床侧	符合 ISO 26623 的 Walter Capto™	符合 ISO 26623 的 Walter Capto™
刀具侧	C3 - C8	C3 - C6
目录中的页面		
二维码		
www.walter-tools.com/woc/	C-391-01	C-391-02



Walter NCT 刀柄



主刀柄 DIN 69893-1 A



主刀柄 DIN 2080



主刀柄 DIN 69871-1 AD



主刀柄 ANSI ASME B5.50

订货号	A100M...HSK	A100M.1	A100M.2	A100M.3	
机床侧	HSK DIN 69893-1 A	SK DIN 2080 / ISO 2583	SK DIN 69871	ASME B 5.50	
刀具侧	25 - 80	32 - 80	25 - 80	63 - 80	
目录中的页面					
二维码					
www.walter-tools.com/woc/	A100M-HSK	A100M-1	A100M-2	A100M-3	

				
	主刀柄 MAS-BT JIS B 6339	主刀柄 Walter Capto™	主刀柄 ANSI ASME B5.50 - 英制	主刀柄 DIN 69871-1 AD/B
	A100M.4	**A100M.8**	**A100M.U3**	**AK200M.2**
	JIS B 6339	符合 ISO 26623 的 Walter Capto™	ASME B 5.50	SK DIN 69871 AD/B
	25 - 80	25 - 80	25 - 80	40 - 80
	A100M-4	A100M-8	A100M-U3	AK200M-2

Walter NCT 刀柄



组合式套式铣刀刀柄



套式铣刀刀柄



Weldon 侧固式刀柄



偏心套刀柄

订货号	A150M	A155M	A170M	A170M...Ex
机床侧	NCT 模块化接口	NCT 模块化接口	NCT 模块化接口	NCT 模块化接口
刀具侧	16 - 60	22 - 60	10 - 40	32 - 50
目录中的页面				
二维码				
www.walter-tools.com/woc/	A150M	A155M	A170M	A170M-EX



套式铣刀刀柄 - 英制



ER 弹簧刀柄

订货号	AK155M.U0	AK300M
机床侧	NCT 模块化接口	NCT 模块化接口
刀具侧	1 - 3/4	ER16 - ER40
目录中的页面		
二维码		
www.walter-tools.com/woc/	AK155M-U0	AK300M



钻夹头

A201M

NCT 模块化接口

1 - 13

A201M



ER 弹簧刀柄 DIN 1835 B

A305

DIN 1835 B

ER11 - ER16

A305



丝锥快换夹头

A320M

NCT 模块化接口

1 - 5

A320M



同步攻丝刀柄

AB035-N

NCT 模块化接口

ER20 - ER25

AB035-N



套式铣刀刀柄

AK155M

NCT 模块化接口

16 - 40S

AK155M

Walter NCT 刀柄

			
	接长杆	缩径杆	DIN 1835 B 铣刀接长杆
订货号	A101M	A102M	A175
机床侧	NCT 模块化接口	NCT 模块化接口	DIN 1835 B
刀具侧	25 - 80	25 - 63	10 - 8
目录中的页面			
二维码			
www.walter-tools.com/woc/	A101M	A102M	A175



用于前端为模块化接口的 ScrewFit 刀柄



DIN 1835 A 刀柄



Walter Capto™ 刀柄 – 减振



HSK 刀柄 – 减振



MAS-BT 刀柄 – 减振

订货号	A510	AC060-C	AC060-H	AC060-J
机床侧	圆柱柄	符合 ISO 26623 的 Walter Capto™	HSK DIN 69893-1 A	JIS B 6339 AD/B
刀具侧	T09 - T28	T18 - T28	T18 - T28	T18 - T28
目录中的页面				
二维码				
www.walter-tools.com/woc/	A510	AC060-C	AC060-H	AC060-J



DIN 69893-1 A 刀柄



DIN 69893-1 A 刀柄



刀柄 ASME B5.50 CAT-40



刀柄 ASME B5.50 CAT-40

订货号	AK530	AK531	AK540	AK541
机床侧	HSK DIN 69893-1 A	HSK DIN 69893-1 A	ASME B 5.50 SK DIN 69871 AD/B JIS B 6339	ASME B 5.50 SK DIN 69871 AD/B JIS B 6339
刀具侧	T09 - T45	T18 - T45	T09 - T45	T18 - T45
目录中的页面				
二维码				
www.walter-tools.com/woc/	AK530	AK531	AK540	AK541



SK 刀柄 – 减振

AC060-S
SK DIN 69871 AD/B
T18 - T28

AC060-S



ER 弹簧刀柄

AK300.T
ScrewFit
ER11 - ER25

AK300-T



刀柄 DIN 1835 A - 英制

AK510
圆柱柄
T09 - T45

AK510



DIN 1835 A 刀柄

AK512
圆柱柄
T14 - T28

AK512



NCT 刀柄

AK520
NCT 模块化接口
T18 - T45

AK520



Walter Capto™ 刀柄

AK580.C
符合 ISO 26623 的 Walter Capto™
T09 - T45

AK580-C

用于前端为模块化接口的 ScrewFit 刀柄





	缩径杆	缩径杆
订货号	AK521	AK522
机床侧	ScrewFit	圆柱形模块
刀具侧	T09 - T36	T14 - T28
目录中的页面		
二维码		
www.walter-tools.com/woc/	AK521	AK522



铣刀头 ConeFit 刀柄



DIN 6535HA 刀柄



DIN 69893-1 A 刀柄



Walter Capto™ 刀柄

订货号	AK610	AK631	AK681
机床侧	圆柱柄	HSK DIN 69893-1 A	符合 ISO 26623 的 Walter Capto™
刀具侧	E10 - E25	E10 - E25	E10 - E25
目录中的页面			
二维码			
www.walter-tools.com/woc/	AK610	AK631	AK681



整体式刀柄 – HSK，SK



套式铣刀刀柄 DIN 69893-1 A



MAS-BT JIS B 6339 套式铣刀刀柄



DIN69871-A 套式铣刀刀柄



Weldon 侧固式刀柄 DIN 69893-1 A

订货号	A155...HSK	A155.BT	A155.S	A170...HSK
机床侧	HSK DIN 69893-1 A	JIS B 6339	SK DIN 69871 AD/B	HSK DIN 69893-1 A
刀具侧	22 - 60	16 - 60	22 - 60	10 - 8
目录中的页面				
二维码				
www.walter-tools.com/woc/	A155-HSK	A155-BT	A155-S	A170-HSK



同步攻丝刀柄



同步攻丝刀柄



同步攻丝刀柄



Weldon 侧固式刀柄 ASME B5.50

订货号	AB035-J	AB035-S	AB035-W	AB044.K
机床侧	JIS B 6339	SK DIN 69871	DIN 6535 HE，旋转 180°DIN 6535 HB	ASME B 5.50
刀具侧	ER11 - ER40	ER20 - ER40	ER11 - ER25	1 - 5/8
目录中的页面				
二维码				
www.walter-tools.com/woc/	AB035-J	AB035-S	AB035-W	AB044-K

					
	热膨胀式刀柄 DIN 69893-1 A	套式铣刀刀柄 ASME B5.50	ER 弹簧刀柄 ASME B5.50	细长型液压刀柄，DIN 69893-1 A	同步攻丝刀柄
	A560.H	**AB001.K**	**AB009.K**	**AB019-H**	**AB035-H**
	HSK DIN 69893-1 A	ASME B 5.50	ASME B 5.50	HSK DIN 69893-1 A	HSK DIN 69893-1 A
	10 - 8	1 - 3/4	ER16 - ER40	10 - 8	ER20 - ER40
	A560-H	AB001-K	AB009-K	AB019-H	AB035-H

					
	HSK 刀柄 – 已减振	MAS-BT 刀柄 – 已减振	SK 刀柄 – 已减振	CAT-V 刀柄 – 已减振	套式铣刀刀柄 DIN 69893-1 A
	AC001-H	**AC001-J**	**AC001-S**	**AC001.K**	**AK155...HSK**
	HSK DIN 69893-1 A	JIS B 6339 AD/B	SK DIN 69871 AD/B	ASME B 5.50	HSK DIN 69893-1 A
	16 - 40	16 - 40	16 - 40	1 - 3/4	16 - 40S
	AC001-H	AC001-J	AC001-S	AC001-K	AK155-HSK

整体式刀柄 – HSK，SK



MAS-BT JIS B 6339 套式铣刀刀柄



套式铣刀刀柄 DIN 69871 AD/B



MAS-BT JIS B 6339 Weldon 侧固式刀柄



Weldon 侧固式刀柄 DIN 69871 AD/B

订货号	AK155.BT	AK155.S	AK170.BT	AK170.S
机床侧	JIS B 6339	SK DIN 69871 AD/B	JIS B 6339	SK DIN 69871 AD/B
刀具侧	16 - 32	16 - 32	10 - 8	10 - 8
目录中的页面				
二维码				
www.walter-tools.com/woc/	AK155-BT	AK155-S	AK170-BT	AK170-S



ER 弹簧刀柄 MAS-BT JIS B 6339



ER 弹簧刀柄 DIN 69871 A

订货号	AK300.BT	AK300.S
机床侧	JIS B 6339	SK DIN 69871 AD/B
刀具侧	ER16 - ER40	ER16 - ER40
目录中的页面		
二维码		
www.walter-tools.com/woc/	AK300-BT	AK300-S

					
	液压刀柄 MAS-BT JIS B 6339	液压刀柄 ASME B5.50	液压刀柄 DIN 69893-1 A	液压刀柄 DIN 69871	ER 弹簧刀柄 DIN 69893-1 A
	AK182.BT	AK182.CAT	AK182.H	AK182.S	AK300...HSK
	JIS B 6339	ASME B 5.50	HSK DIN 69893-1 A	SK DIN 69871 AD/B	HSK DIN 69893-1 A
	12 - 32	20 - 32	12 - 32	12 - 32	ER16 - ER40
	AK182-BT	AK182-CAT	AK182-H	AK182-S	AK300-HSK

Accure·tec 铣刀用减振刀柄



Walter Capto™ 刀柄 – 减振



HSK 刀柄 – 已减振



MAS-BT 刀柄 – 已减振



SK 刀柄 – 已减振

订货号	AC001-C	AC001-H	AC001-J	AC001-S	
机床侧	符合 ISO 26623 的 Walter Capto™	HSK DIN 69893-1 A	JIS B 6339 AD/B	SK DIN 69871 AD/B	
刀具侧	16 - 40	16 - 40	16 - 40	16 - 40	
目录中的页面					
二维码					
www.walter-tools.com/woc/	AC001-C	AC001-H	AC001-J	AC001-S	

					
	CAT-V 刀柄 – 已减振	Walter Capto™ 刀柄 – 减振	HSK 刀柄 – 减振	MAS-BT 刀柄 – 减振	SK 刀柄 – 减振
	AC001.K	AC060-C	AC060-H	AC060-J	AC060-S
	ASME B 5.50	符合 ISO 26623 的 Walter Capto™	HSK DIN 69893-1 A	JIS B 6339 AD/B	SK DIN 69871 AD/B
	1 - 3/4	T18 - T28	T18 - T28	T18 - T28	T18 - T28
	AC001-K	AC060-C	AC060-H	AC060-J	AC060-S



秉持可持续理念的产品和服务 —— 权威认证，过程透明

瓦尔特是一家以造福人类、改善环境为己任的企业。可持续性是我们企业战略的核心组成部分。该理念贯穿于我们的产品和企业各部门，并定期由第三方独立机构进行审核和认证。

按照高标准制造，并经得起验证

我们所采用的所有过程、工艺、方法和设备都由独立机构按照严苛的标准进行了验证和评估：劳动保护、质量保证和环保措施 (例如通过资源保护、高能效和碳补偿型加工) 是最佳佐证。我们的社会承诺体现出瓦尔特兼济天下的责任感。

整个过程链保持高度透明 —— 令您更加安心

瓦尔特的综合管理体系涵盖了以可持续理念处理资源和生产资料，也包括以可持续理念与我们的客户、合作伙伴和员工等人员打交道。我们的所有产品在整个过程链中都能满足这些要求，对此您可以充分信任，因为我们同样是以对自己的标准来要求我们的供应商的。

认证

瓦尔特的综合管理体系包含以下各项认证：

- ISO 9001 (质量管理体系)
- VDA 6.4 (汽车工业生产设备)
- ISO 14001 (环境管理体系)
- ISO 45001 (劳动保护管理体系)
- ISO 50001 (能源管理体系)

更多有关瓦尔特的认证信息，请在此查阅：



劳动与健康保护
瓦尔特保护其员工免受健康损害。为避免发生事故，我们对我们的过程进行不间断的检查，并通过前瞻性措施进行预防。



环境及能源管理
对于瓦尔特而言，环境保护是一项重要的企业目标。我们高效使用能源，并采取行之有效的方法，以可持续的理念降低能源、水和资源的消耗。



质量管理
瓦尔特不断改进其产品和过程。通过有效的措施和方法保证我们的质量 —— 并通过全面的质量管理体系，定期对其进行审核。

Walter AG

Derendinger Straße 53, 72072 Tübingen
Postfach 2049, 72010 Tübingen
Germany

walter-tools.com

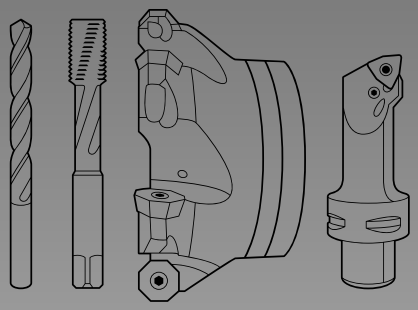

Europe

Walter Austria GmbH
Wien, Österreich
+43 1 5127300-0, service.at@walter-tools.com

Walter Benelux N.V./S.A.
Zaventem, Belgique
(B) +32 (02) 7258500
(NL) +31 (0) 900 26585-22
service.benelux@walter-tools.com

Walter (Schweiz) AG
Solothurn, Schweiz
+41 (0) 32 617 40 72, service.ch@walter-tools.com

Walter CZ s.r.o
Kurim, Czech Republic
+420 (0) 541 423352, service.cz@walter-tools.com

Walter Deutschland GmbH
Frankfurt, Deutschland
+49 (0) 69 78902-100, service.de@walter-tools.com

Walter France
Soultz-sous-Forêts, France
+33 (0) 3 88 80 20 00, service.fr@walter-tools.com

Walter Hungária Kft.
Budapest, Magyarország
+36 1 464 7160, service.hu@walter-tools.com

Walter Tools Ibérica S.A.U.
El Prat de Llobregat, España
+34 934 796760, service.iberica@walter-tools.com

Walter Italia s.r.l.
Via Volta, s.n.c., 22071 Cadorago - CO, Italia
+39 031 926-111, service.it@walter-tools.com

Walter Norden AB
Halmstad, Sweden
+46 (0) 35 16 53 00, service.norden@walter-tools.com

Walter Polska Sp. z o.o.
Warszawa, Polska
+48 (0) 22 8520495, service.pl@walter-tools.com

Walter Tools SRL
Timisoara, România
+40 (0) 256 406218, service.ro@walter-tools.com

ООО „Вальтер“
г. Санкт-Петербург
+7 (812) 334 54 56, service.ru@walter-tools.com

Walter Tools d.o.o.
Maribor, Slovenija
+386 (2) 629 01 30, service.si@walter-tools.com

Walter Slovakia, s.r.o.
Nitra, Slovakia
+421 (0) 37 3260 910, service.sk@walter-tools.com

Walter Kesici Takımlar Sanayi ve Ticaret Ltd. Şti.
Bursa, Türkiye
+90 (0) 216 528 1900 Pbx, service.tr@walter-tools.com

Walter GB Ltd.
Bromsgrove, England
+44 (1527) 839 450, service.uk@walter-tools.com

Asia

Walter Wuxi Co. Ltd.
Wuxi, Jiangsu, P.R. China
+86 (510) 853 72199, service.cn@walter-tools.com

Walter Wuxi Co. Ltd.
中国江苏省无锡市新区新畅南路 3 **号**
电话：+86-510-8537 2199 **邮编**：214028
客服热线：400 1510 510
邮箱：service.cn@walter-tools.com

Walter Tools India Pvt. Ltd.
Pune, India
+91 (20) 6773 7300, service.in@walter-tools.com

Walter Japan K.K.
Nagoya, Japan
+81 (52) 533 6135, service.jp@walter-tools.com

ワルタージャパン株式会社
名古屋市中村区名駅二丁目 45 **番** 7 **号**
+81 (0) 52 533 6135, service.jp@walter-tools.com

Walter Korea Ltd.
Anyang-si Gyeonggi-do, Korea
+82 (31) 337 6100, service.wkr@walter-tools.com

한국발터(주)
경기도 안양시 동안구 학의로 282
금강펜테리움 106호 14056
+82 (0) 31 337 6100, service.wkr@walter-tools.com

Walter Malaysia Sdn. Bhd.
Selangor D.E., Malaysia
+60(3)-5624 4265, service.my@walter-tools.com

Walter AG Singapore Pte. Ltd.
+65 6773 6180, service.sg@walter-tools.com

Walter (Thailand) Co., Ltd.
Bangkok, 10120, Thailand
+66 2 687 0388, service.th@walter-tools.com

America

Walter do Brasil Ltda.
Sorocaba – SP, Brasil
+55 15 32245700, service.br@walter-tools.com

Walter Canada
Mississauga, Canada
service.ca@walter-tools.com

Walter Tools S.A. de C.V.
El Marqués, Querétaro, México
+52 (442) 478-3500, service.mx@walter-tools.com

Walter USA, LLC
Waukesha WI, USA
+1 800-945-5554, service.us@walter-tools.com

保留更改的权利 – Printed in Germany 8319742 (04/2022) CN – Copyright Walter AG