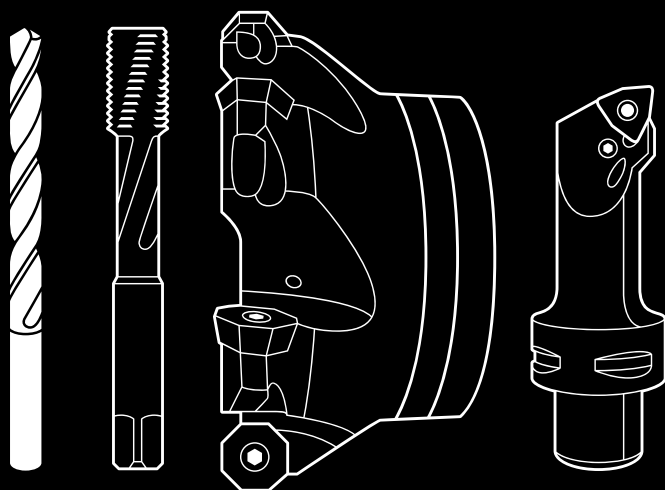


金属是我们的全世界

孔加工刀具



请这样查找和订购 您的刀具解决方案：



个人 —— 全世界
您可以通过电话、传真或电子邮件与我们联系。当地联系人的联系方式请见我们的网站：
walter-tools.com



瓦尔特混合样本和宣传册
展示了我们核心品牌瓦尔特 (Walter)、瓦尔特-蒂泰克斯 (Walter Titex) 和瓦尔特-普瑞特 (Walter Prototyp)、瓦尔特全向 (Walter Multiply) 的全部标准产品 - 以印刷版和数字版的形式：包含产品一览、产品数据、切削参数建议等。通过我们的加工导航系统 Walter GPS 或 Walter TOOLSHOP 的链接，可以直接订购。

在 walter-tools.com 上您可以通过智能手机、平板电脑或个人电脑快捷而舒适地在线调出和订购瓦尔特产品。
优势：从每个终端设备上直接访问，并随时以最佳方式显示！

瓦尔特在线样本



针对刀具的搜索
在瓦尔特在线样本中，您可以根据与产品样本相同的结构并借助过滤和搜索功能来查找产品。同时集成了：购物功能以及图纸和模型的链接。

Walter GPS



与应用有关的搜索
利用 Walter GPS，以在线或离线方式，只需几步就能为您的工件找到最佳切削加工解决方案，并且必要时可以直接传输到 Walter TOOLSHOP 中！

瓦尔特 Innotime®



基于工件的搜索
借助瓦尔特 Innotime®，可以为您的工件找到最经济的加工解决方案：包括所有为此所需的刀具、加工步骤和参数。只需要上传您的三维模型。

数字化订购途径



TOOLSHOP



EDI B2B

Walter TOOLSHOP & EDI
利用 Walter TOOLSHOP，客户可以快速获取信息并订购。此外，通过 EDI (电子数据交换) 还能够交换文档 (例如订单) —— 也能够订购非标刀具。

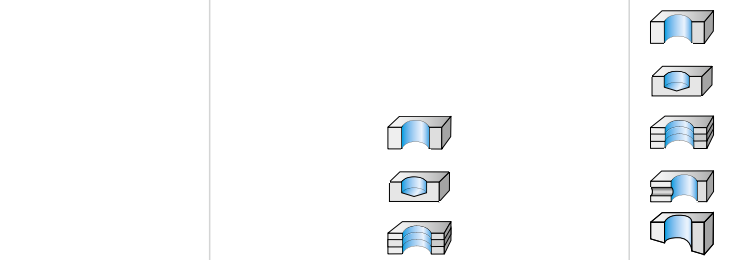
B – 孔加工	7
B1: 钻孔	8
B – 孔加工	435
B2: 粗镗和精镗	436
B – 孔加工	585
B3: 铰孔	586

Walter (瓦尔特) 全新综合样本结构
















Walter (瓦尔特) 全新综合样本全面而清晰地展示 ePaper 产品和应用信息，并可通过直链前往 Walter (瓦尔特) 在线样本。

Drilling from solid WALTER TITEX

Solid carbide drills with internal coolant



B1

Drilling depth	3 x D _c		5 x D _c	5 x D _c	
					
Designation	DCI150 Perform	DCI150 Perform	A3289DPL Xtreme Plus	DCI175 Supreme	DCI170 Supreme
Additional services					
Standard	DIN 6537 K	DIN 6537 K	DIN 6537 K	Walter	DIN 6537 L
Coating / grade	WJ30RE	WJ30RE	DPL	WJ30RZ	WJ30EJ
Shank	DIN 6535 HA	DIN 6535 HE, turned 180° DIN 6535 HB	DIN 6535 HA	DIN 6535 HA	DIN 6535 HA
Diameter range [mm]	3-20	3-20	3-20	3-20	3-20
P Steel	●●	●●	●●	●	●●
M Stainless steel	●●	●●	●●	●●	●●
K Cast iron	●●	●●	●●	●●	●●
N NF metals	●●	●●	●●	●	●●
S Materials with difficult cutting properties	●●	●●	●●	●●	●●
H Hard materials	●●	●●	●●	●●	●
O Other	●	●	●	●	●
Page in catalogue	20	21	22	23	24
QR code					
www.walter-tools.com/woc/	DCI150	DCI150	A3289DPL	DCI175	DCI170

WALTER SELECT ●● Primary application ● Other application

Solid carbide drills – with internal coolant 9

产品一览包含应用、材料和二维码，一目了然

产品一览包含应用图标、产品图示、产品适用的材料范围；必要时也提供柄部型式、夹紧系统和其他重要信息。由此您可以立即识别出您需要的产品，然后通过扫描相应的二维码或通过所述链接粘贴到您的浏览器中直接获取详细信息。

NEW

带有此图标的刀具是创新产品，并以这种方式展现在产品一览中。



带有这些红色图标的可转位刀片和刀具是产品系列中的新产品，在订购页面上也会如此标记。

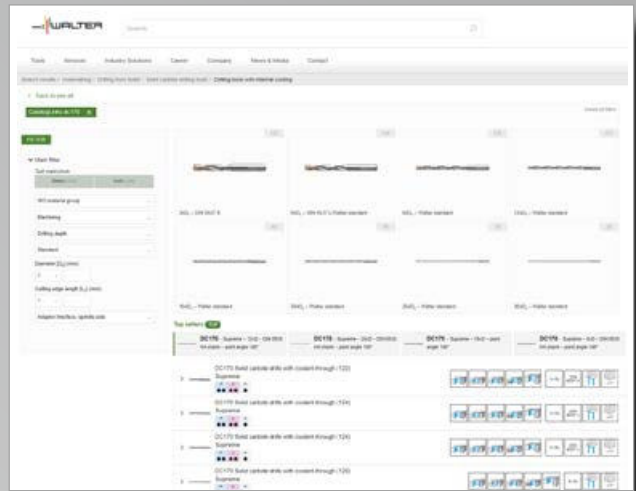



扫描二维码

让您直接进入 Walter (瓦尔特) 在线样本中相应产品的子页面。在简要概览中, 您可以看到刀具/产品的图片、应用图标和其他信息以及在 ISO 材料中的主要和次要应用。



DC170




直接链接

除了扫描二维码, 您还可以直接在浏览器中输入链接:

www.walter-tools.com/woc/DC170.

在 ePaper 中, 链接均可直接点击。



详细的产品数据一览

视不同的产品而定, 您将在此处或之后的产品详细信息页面上找到有关尺寸、相关可转位刀片、刀柄、附件的信息, 以及更多信息的直接链接, 例如使用 Walter (瓦尔特) GPS 的切削参数建议或技术数据如装配指南、极限转速等。

Solid carbide drills with coolant-through
DC170

3xDc, DIN 9537 K, 140°

WUZF (TRAIN) (X/NC)

Key (explanation of symbols)

Switch to each value

DIN 9537 K	Designation	D ₁ mm	L ₁ mm	L ₂ mm	L ₃ mm	L ₄ mm
Supreme – DIN 9537 K – 3xD – DIN 9536 HA shank – point angle 140° (122)		3-20	14-55	62-131	20-79	36-50
Availability	DC170-03-03-030A1-WJ0EJ	3	14	62	20	36
Availability	DC170-03-03-100A1-WJ0EJ	3-1	14	62	20	36
Availability	DC170-03-03-175A1-WJ0EJ	3-115	14	62	20	36
Availability	DC170-03-03-200A1-WJ0EJ	3-2	14	62	20	36
Availability	DC170-03-03-300A1-WJ0EJ	3-3	14	62	20	36
Availability	DC170-03-03-400A1-WJ0EJ	3-4	14	62	20	36
Availability	DC170-03-03-500A1-WJ0EJ	3-5	14	62	20	36

瓦爾特的技術。

(((Accure-tec

專利設計的瓦爾特車削用鏜刀杆和銑削用刀柄 Accure-tec 技術可保證最大的減振效果。特別適合於刀具懸長大的車削、銑削和鏜加工應用。

Tiger-tec® Gold

Tiger-tec® Gold (金虎技術) 是獨樹一幟的新一代瓦爾特可轉位刀片塗層。它可實現最高的刀刃壽命和工藝可靠性。CVD 刀具材質採用創新的超低壓工藝 (ULP-CVD) 製造。其特殊的氮化鈦鋁塗層對於摩擦、梳狀熱裂紋、氧化和塑性變形具有極高的耐抗性。堅韌的耐高溫複合氧化鋁 PVD 刀具材質，適用於各種困難條件下的切削加工。

Tiger-tec® Silver

瓦爾特的 Tiger-tec® Silver (銀虎技術) 提供全球獨一無二的可轉位刀片塗層技術。特殊的氧化鋁塗層具有優化的顯微晶粒組織，能降低車削、銑削和孔加工時的磨損並提高韌性和耐溫性，切削參數顯著提高。

Walter BLAXX

Walter BLAXX (黑鋒俠) 是新一代銑刀的標杆：其特殊的表面處理使得銑刀刀杆特別堅固。該系列銑刀，包括切向布齒的銑刀，都可提供瓦爾特 Tiger-tec® (虎系列) 可轉位刀片。帶“Walter BLAXX (黑鋒俠)”標志的刀具將高耐磨性與無可比擬的性能參數結合在一起。

Walter Green

Walter Green 環保項目：可持續性和認真負責地利用資源是我們公司指導方針的核心組成部分。我們用“Walter Green”的命名展示我們是如何實施的：例如我們通過自然保護項目來平衡二氧化碳排放。

Walter Nexxt

瓦爾特的 Engineering Kompetenz (優勢技術能力) 和數字化能力密不可分。我們與獨資軟件子公司 Comara 合作開發數字化解決方案，將機床和刀具高效聯網並根據實時數據優化他們的性能。數字化解決方案達到工業 4.0 的高度——Walter Nexxt。

Walter Xpress

瓦爾特速致 (Walter Xpress) 是高品质非标刀具的瓦爾特全向 (Walter Multiply) 快速訂購和供貨服務：可用於大約 10000 種刀具類型；收到訂單後最多 2 到 4 周即可交貨！訂購流程簡單方便，確保生產規劃絕對可靠。所有詢價都會在 24 小時內得到核算和報價。

XD 技術

Walter Titex (瓦爾特-蒂泰克斯) 的整體硬質合金鑽頭、粗鏜刀具可用於幾乎所有材料的鑽孔，精確、高效而且經濟。Walter Titex (瓦爾特-蒂泰克斯) 的 XD 工藝無需通風即可鑽出達 $70 \times D_c$ 的深孔，具有最高加工精度和經濟性。

Xill-tec™

瓦爾特的 MC230 Advance (超強) 產品系列硬質合金立銑刀 Xill-tec™ 提供獨樹一幟的豐富品種：有各種不同的尺寸、齒數和刀杆。這樣，用戶便能從容應對各種可能出現的銑削加工和 ISO 材料。通用——且質量優異。

Xtra-tec®

Xtra-tec® 可转位刀片铣刀和钻头可在几乎所有材料上实现极其柔性的切削和最佳的表面质量。带大前角槽型和 Tiger-tec® (虎系列) 涂层的可转位刀片具有最佳的硬度/韧性比。保证最高生产效率和工艺可靠性。

Xtra-tec® XT

Xtra-tec® XT 是最新一代瓦尔特铣刀。作为 Xtra-tec® 的“Xtended”扩展技术，为生产效率和工艺可靠性开辟了全新的未来。能涵盖所有常见材料组的几乎全部铣削操作：比以往更稳定、更高效、更经济，并且通过 Walter Green 环保项目实现 CO₂ 补偿。

X-treme Evo

DC160 Advance (超强) 产品系列的整体硬质合金钻头 X-treme Evo 以及阶梯钻 DC260 Advance (超强) 是“下一代钻孔技术”的代表：普遍适用于所有 ISO 材料组、各种不同设计的机床和应用。具有出色的刀刃寿命、生产效率和工艺可靠性。



Walter Capto™ 是一种模块化刀柄系统。该系统适用于所有车削、铣削、孔加工和螺纹加工。其 ISO 标准的三棱锥接口能很好地承受扭转和弯曲力矩，并保证最佳重复定位精度。



Walter ConeFit 是一个特别灵活的整体硬质合金铣削系统，包括种类齐全的高性能可换刀头和刀杆。其圆锥螺纹可自定心，确保最高稳定性和同轴精度。



瓦尔特 (Walter) ScrewFit 用户可从最大的灵活性中获益。模块化的接口适用于各种刀柄以及铣削和钻头、粗镗刀具的不同直径和长度。



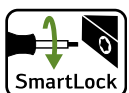
高精度磨制的 QuadFit 接口具有锥面和支撑面，这是采用瓦尔特 (Walter) Accure-tec 技术的车削及螺纹加工用减振镗刀杆的标记特征。可旋转 180° 的换头系统可实现快速换刀，并具有最高转位精度。



在车削和切槽加工时，瓦尔特精密内冷技术在切屑形成的中心进行冷却：其双通道冷却液可精确到达后刀面和前刀面。在孔加工时，冷却液出口会向切削刃靠近 – 并同时冷却后刀面和前刀面。显著提高刀刃寿命、改善断屑性能或排屑效果以及提升效率和质量。



单词“Flash”表示用于高进给铣削的专用整体硬质合金铣刀。其端面形状可减小切屑厚度“h”，因此实现更高的每齿进给量。切削力轴向作用在刀具中心，从而使加工工序更稳定。



在采用“SmartLock”技术的瓦尔特 (Walter) 槽刀杆上，锁紧螺钉可从侧面操作。这样就能轻松、快捷地在机床上更换刀片。因此显著缩短转换时间。特别适合在自动走芯机床和多主轴机床上使用。



B – 孔加工

B1: 钻孔		面
整体硬质合金孔加工刀具	产品一览	
	整体硬质合金钻头 – 带内冷	8
	整体硬质合金钻头 – 不带内冷	19
	订购页	
	整体硬质合金钻头 – 带内冷	23
钻孔倒角复合刀具	整体硬质合金钻头 – 不带内冷	138
	产品一览	
钻孔倒角复合刀具	钻孔倒角复合刀具	184
	订购页	
	钻孔倒角复合刀具	185
钻孔用可转位刀片	可换刀片	188
	钻孔用可转位刀片	203
	铰孔可转位刀片	211
带可转位刀片的钻头、粗镗刀具	产品一览	
	可转位刀片钻头	213
	订购页	
高速钢孔加工刀具	带可转位刀片的钻头	216
	产品一览	
	高速钢孔加工刀具	306
整体硬质合金和高速钢数控定心钻头	订购页	
	高速钢孔加工刀具	312
	产品一览	
整体硬质合金和高速钢数控定心钻头	整体硬质合金和高速钢数控定心钻头	406
	订购页	
整体硬质合金和高速中心钻	整体硬质合金和高速钢数控定心钻头	408
	产品一览	
	整体硬质合金和高速中心钻	416
整体硬质合金和高速中心钻	订购页	
	整体硬质合金和高速中心钻	420

整体硬质合金钻头 - 带内冷

B1

钻深	2 x D _C	2 x D _C	2 x D _C		3 x D _C

NEW



订货号	K5191TFT X-treme Pilot 180 C	DC118 Supreme	DB131 Supreme	A6181TFT XD Pilot	DC260 Advance X-treme Evo
-----	---------------------------------	------------------	------------------	----------------------	---------------------------------

更多服务



标准	Walter	Walter	Walter	Walter	Walter
涂层 / 刀具材质	TFT	WJ30ET	WJ30EL	TFT	WJ30ET
刀柄	DIN 6535 HA	DIN 6535 HA	DIN 6535 HA	DIN 6535 HA	DIN 6535 HA

直径范围 [mm]	4-7	3-20	2-2,95	3-16	3,3-14
P 钢	●●	●●	●●	●●	●●
M 不锈钢	●●	●●	●●	●●	●
K 铸铁	●●	●●	●●	●●	●●
N 有色金属	●●	●●	●●	●●	●●
S 难切削材料	●●	●●	●●	●●	●●
H 硬材料	●	●	●	●	●
O 其他	●	●	●	●	●

目录中的页面	B 23	B 24	B 26	B 27	B 29
--------	------	------	------	------	------



www.walter-tools.com/woc/	K5191TFT	DC118	DB131	A6181TFT	DC260
---------------------------	----------	-------	-------	----------	-------

整体硬质合金钻头 - 带内冷

钻深	3 x D _C	3 x D _C	3 x D _C

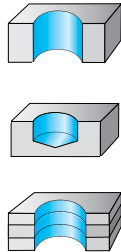

B1













订货号	DC260 Advance X-treme Evo	DC175 Supreme	DC170 Supreme	DC160 Advance X-treme Evo	DC160 Advance X-treme Evo
更多服务					
标准	Walter	DIN 6537 K	DIN 6537 K	DIN 6537 K	DIN 6537 K
涂层 / 刀具材质	WJ30ET	WJ30RZ	WJ30EJ	WJ30ET	WJ30ET
刀柄	DIN 6535 HE	DIN 6535 HA	DIN 6535 HA	DIN 6535 HA	DIN 6535 HE
直径范围 [mm]	3,3-14	3-20	3-20	3-20	3-20
P 钢	●●	●	●●	●●	●●
M 不锈钢	●	●●	●	●	●
K 铸铁	●●	●	●●	●●	●●
N 有色金属	●●	●	●●	●●	●●
S 难切削材料	●●	●●	●	●●	●●
H 硬材料	●	●	●	●	●
O 其他	●	●	●	●	●
目录中的页面	B 29	B 30	B 34	B 37	B 37
二维码					
www.walter-tools.com/woc/	DC260	DC175	DC170-03-A1	DC160	DC160

整体硬质合金钻头 - 带内冷

B1

			
钻深	3 x D _C	5 x D _C	5 x D _C



订货号	DC150 Perform	DC150 Perform	A3289DPL X-treme Plus	DC175 Supreme	DC170 Supreme
更多服务					
标准	DIN 6537 K	DIN 6537 K	DIN 6537 K	Walter	DIN 6537 L
涂层 / 刀具材质	WJ30RE	WJ30RE	DPL	WJ30RZ	WJ30EJ
刀柄	DIN 6535 HA	DIN 6535 HE, 旋转 180° DIN 6535 HB	DIN 6535 HA	DIN 6535 HA	DIN 6535 HA
直径范围 [mm]	3-20	3-20	3-20	3-20	3-20
P 钢	●●	●●	●●	●	●●
M 不锈钢	●	●	●●	●●	●●
K 铸铁	●●	●●	●●	●●	●●
N 有色金属	●●	●●	●●	●	●●
S 难切削材料	●●	●●	●●	●●	●●
H 硬材料	●	●	●●	●	●
O 其他	●	●	●	●	●
目录中的页面	B 45	B 45	B 50	B 53	B 57
二维码					
www.walter-tools.com/woc/	DC150	DC150	A3289DPL	DC175	DC170

整体硬质合金钻头 - 带内冷

钻深	5 x D _C	5 x D _C

B1



订货号	DC165 Advance	DC160 Advance X-treme Evo	DC160 Advance X-treme Evo	DC150 Perform	DC150 Perform
更多服务					
标准	Walter	DIN 6537 L	DIN 6537 L	DIN 6537 L	DIN 6537 L
涂层 / 刀具材质	WJ30UU	WJ30ET	WJ30ET	WJ30RE	WJ30RE
刀柄	DIN 6535 HA	DIN 6535 HA	DIN 6535 HE	DIN 6535 HA	DIN 6535 HE, 旋转 180° DIN 6535 HB
直径范围 [mm]	4-16	3-25	3-25	3-20	3-20
P 钢		●●	●●	●●	●●
M 不锈钢		●	●	●	●
K 铸铁	●●	●●	●●	●●	●●
N 有色金属	●●	●●	●●	●●	●●
S 难切削材料		●●	●●	●●	●●
H 硬材料		●	●	●	●
O 其他		●	●	●	●
目录中的页面	B 60	B 61	B 61	B 70	B 70
二维码					
www.walter-tools.com/woc/	DC165	DC160	DC160	DC150	DC150

整体硬质合金钻头 - 带内冷

B1

钻深	5 x D _C		8 x D _C

NEW

NEW



订货号	DB133 Supreme	DB133 Supreme	A3389DPL X-treme Plus	DC175 Supreme	DC170 Supreme
更多服务					
标准	Walter	Walter	DIN 6537 L	Walter	Walter
涂层 / 刀具材质	WJ30EL	WJ30EL	DPL	WJ30RY	WJ30EJ
刀柄		DIN 6535 HA	DIN 6535 HA	DIN 6535 HA	DIN 6535 HA
直径范围 [mm]	2,3-2,5	0,7-2,95	3-20	3-16	3-20
P 钢	●●	●●	●●	●	●●
M 不锈钢	●●	●●	●●	●●	●●
K 铸铁	●●	●●	●●	●●	●●
N 有色金属	●●	●●	●●	●	●●
S 难切削材料	●●	●●	●●	●●	●●
H 硬材料	●	●	●●	●	●
O 其他	●	●	●	●	●
目录中的页面	B 77	B 77	B 79	B 83	B 85
二维码					
www.walter-tools.com/woc/	DB133	DB133	A3389DPL	DC175	DC170

整体硬质合金钻头 - 带内冷

钻深	8 x D _C	8 x D _C	8 x D _C	8 x D _C	8 x D _C

B1



订货号	DC160 Advance X-treme Evo	DC150 Perform	DB133 Supreme	DB133 Supreme	A6489DPP X-treme D8
更多服务					
标准	Walter	Walter	Walter	Walter	Walter
涂层 / 刀具材质	WJ30ET	WJ30TA	WJ30ER	WJ30ER	DPP
刀柄	DIN 6535 HA	DIN 6535 HA		DIN 6535 HA	DIN 6535 HA
直径范围 [mm]	3-20	3-20	2,15-2,25	0,7-2,95	3-20
P 钢	●●	●●	●●	●●	●●
M 不锈钢	●	●	●●	●●	●●
K 铸铁	●●	●●	●●	●●	●●
N 有色金属	●●	●●	●●	●●	●●
S 难切削材料	●●	●●	●●	●●	●●
H 硬材料	●	●	●	●	●●
O 其他	●	●	●	●	●
目录中的页面	B 88	B 92	B 96	B 96	B 98
二维码					
www.walter-tools.com/woc/	DC160	DC150	DB133	DB133	A6489DPP

整体硬质合金钻头 - 带内冷

B1

钻深	8 x D _C	12 x D _C	12 x D _C

NEW



订货号	A3486TIP Alpha® 44	DC170 Supreme	DC160 Advance X-treme Evo	DC150 Perform	DB133 Supreme
更多服务					
标准	Walter	Walter	Walter	Walter	Walter
涂层 / 刀具材质	TIP	WJ30EJ	WJ30EU	WJ30TA	WJ30ER
刀柄	DIN 6535 HA	DIN 6535 HA	DIN 6535 HA	DIN 6535 HA	
直径范围 [mm]	5-9	3-20	3-20	3-20	2,8-2,8
P 钢	●●	●●	●●	●●	●●
M 不锈钢	●		●	●	●●
K 铸铁	●	●●	●●	●●	●●
N 有色金属	●●		●●	●●	●●
S 难切削材料	●		●●	●●	●●
H 硬材料		●	●	●●	●
O 其他	●		●	●	●
目录中的页面	B 101	B 102	B 105	B 108	B 111
二维码					
www.walter-tools.com/woc/	A3486TIP	DC170	DC160	DC150	DB133

整体硬质合金钻头 - 带内冷

钻深	12 x D _C	12 x D _C	16 x D _C	16 x D _C	16 x D _C

B1

NEW

NEW



订货号	DB133 Supreme	A6589DPP X-treme D12	DC170 Supreme	DC160 Advance X-treme Evo	DB133 Supreme
更多服务					
标准	Walter	Walter	Walter	Walter	Walter
涂层 / 刀具材质	WJ30ER	DPP	WJ30EJ	WJ30EU	WJ30ER
刀柄	DIN 6535 HA	DIN 6535 HA	DIN 6535 HA	DIN 6535 HA	DIN 6535 HA
直径范围 [mm]	0,7–2,9	3–20	3–16	3–16	2–2,9
P 钢	●●	●●	●●	●●	●●
M 不锈钢	●●	●●	●●	●	●●
K 铸铁	●●	●●	●●	●●	●●
N 有色金属	●●	●●	●●	●●	●●
S 难切削材料	●●	●●	●●	●●	●●
H 硬材料	●	●●	●	●	●
O 其他	●	●	●	●	●
目录中的页面	B 111	B 113	B 116	B 118	B 120
二维码					
www.walter-tools.com/woc/	DB133	A6589DPP	DC170	DC160	DB133

整体硬质合金钻头 - 带内冷

B1

钻深	20 x D _C	20 x D _C	20 x D _C	20 x D _C	25 x D _C

NEW



订货号	DC170 Supreme	DC160 Advance X-treme Evo	DB133 Supreme	A6794TFP X-treme DH20	DC170 Supreme
更多服务					
标准	Walter	Walter	Walter	Walter	Walter
涂层 / 刀具材质	WJ30EJ	WJ30EU	WJ30ER	TFP	WJ30EJ
刀柄	DIN 6535 HA	DIN 6535 HA	DIN 6535 HA	DIN 6535 HA	DIN 6535 HA
直径范围 [mm]	3-16	3-16	2-2,9	3-10	3-12
P 钢	●●	●●	●●	●●	●●
M 不锈钢		●	●●	●	
K 铸铁	●●	●●	●●	●	●●
N 有色金属		●●	●●	●	
S 难切削材料		●●	●●	●	
H 硬材料	●	●	●	●	●
O 其他		●	●		
目录中的页面	B 121	B 123	B 125	B 126	B 127
二维码					
www.walter-tools.com/woc/	DC170	DC160	DB133	A6794TFP	DC170

整体硬质合金钻头 - 带内冷

钻深	25 x D _C	25 x D _C	30 x D _C	30 x D _C	30 x D _C

B1

NEW

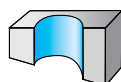
NEW



订货号	DC160 Advance X-treme Evo	DB133 Supreme	DC170 Supreme	DC160 Advance X-treme Evo	DB133 Supreme
更多服务					
标准	Walter	Walter	Walter	Walter	Walter
涂层 / 刀具材质	WJ30EU	WJ30ER	WJ30EJ	WJ30EU	WJ30ER
刀柄	DIN 6535 HA	DIN 6535 HA	DIN 6535 HA	DIN 6535 HA	DIN 6535 HA
直径范围 [mm]	3-12	2-2,9	3-12	3-12	2-2,9
P 钢	●●	●●	●●	●●	●●
M 不锈钢	●	●●	●	●	●●
K 铸铁	●●	●●	●●	●●	●●
N 有色金属	●●	●●	●●	●●	●●
S 难切削材料	●●	●●	●●	●●	●●
H 硬材料	●	●	●	●	●
O 其他	●	●	●	●	●
目录中的页面	B 128	B 130	B 131	B 132	B 134
二维码					
www.walter-tools.com/woc/	DC160	DB133	DC170	DC160	DB133

整体硬质合金钻头 - 带内冷

B1



钻深	30 x D _C	40 x D _C	50 x D _C
----	---------------------	---------------------	---------------------



订货号	A6994TFP X-treme DH30	A7495TTP X-treme D40	A7595TTP X-treme D50
-----	--------------------------	-------------------------	-------------------------

更多服务			
------	--	--	--

标准	Walter	Walter	Walter
----	--------	--------	--------

涂层 / 刀具材质	TFP	TTP	TTP
-----------	-----	-----	-----

刀柄	DIN 6535 HA	DIN 6535 HA	DIN 6535 HA
----	-------------	-------------	-------------

直径范围 [mm]	3-10	3-11	3-9
-----------	------	------	-----

P 钢	●●	●●	●●
M 不锈钢	●	●	●
K 铸铁	●	●●	●●
N 有色金属	●	●●	●●
S 难切削材料	●		
H 硬材料	●		
O 其他			

目录中的页面	B 135	B 136	B 137
--------	-------	-------	-------

二维码			
-----	--	--	--

www.walter-tools.com/woc/	A6994TFP	A7495TTP	A7595TTP
---------------------------	----------	----------	----------

整体硬质合金钻头 - 不带内冷

钻深	2 x D _C	3 x D _C	3 x D _C

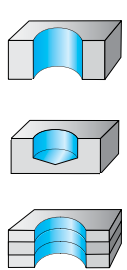
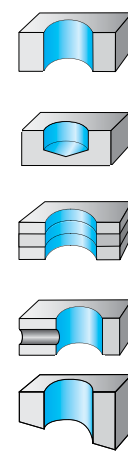
B1



订货号	DB131 Supreme	DC260 Advance X-treme Evo	DC260 Advance X-treme Evo	DC160 Advance X-treme Evo	DC160 Advance X-treme Evo
更多服务					
标准	Walter	Walter	Walter	DIN 6537 K	DIN 6537 K
涂层 / 刀具材质	WJ30EL	WJ30ET	WJ30ET	WJ30ET	WJ30ET
刀柄	DIN 6535 HA	DIN 6535 HA	DIN 6535 HE	DIN 6535 HA	DIN 6535 HE
直径范围 [mm]	0,5–1,98	3,3–14	3,3–14,5	3–20	3–20
P 钢	●●	●●	●●	●●	●●
M 不锈钢	●●	●●	●●	●●	●●
K 铸铁	●●	●●	●●	●●	●●
N 有色金属	●●	●	●	●	●
S 难切削材料	●	●	●	●	●
H 硬材料	●	●	●	●	●
O 其他	●	●	●	●	●
目录中的页面	B 183	B 138	B 138	B 139	B 139
二维码					
www.walter-tools.com/woc/	DB131	DC260	DC260	DC160	DC160

整体硬质合金钻头 - 不带内冷

B1

		
钻深	3 x D _C	3 x D _C



订货号	DC150 Perform	DC150 Perform	DC150 Perform	A1166TIN	A1166
更多服务					
标准	DIN 6537 K	DIN 6537 K	DIN 6539	Walter	Walter
涂层 / 刀具材质	WJ30RE	WJ30RE	WJ30RE	TIN	uncoated
刀柄	DIN 6535 HA	DIN 6535 HE, 旋转 180° DIN 6535 HB	圆柱柄	圆柱柄	圆柱柄
直径范围 [mm]	3-20	3-20	1,5-2,9	3-14	3-18
P 钢	●●	●●	●●	●	●
M 不锈钢	●	●	●		
K 铸铁	●●	●●	●●		
N 有色金属	●	●	●		●
S 难切削材料	●	●	●		●
H 硬材料	●	●	●	●	●
O 其他	●	●	●		
目录中的页面	B 148	B 148	B 147	B 157	B 157
二维码					
www.walter-tools.com/woc/	DC150	DC150	DC150	A1166TIN	A1166

整体硬质合金钻头 - 不带内冷

钻深	3 x D _C	5 x D _C	5 x D _C



订货号	A1163	DC160 Advance X-treme Evo	DC160 Advance X-treme Evo	DC150 Perform	DB133 Supreme
更多服务					
标准	DIN 6539	DIN 6537 L	DIN 6537 L	DIN 6537 L	Walter
涂层 / 刀具材质	uncoated	WJ30ET	WJ30ET	WJ30TA	WJ30EL
刀柄	圆柱柄	DIN 6535 HA	DIN 6535 HE	DIN 6535 HA	DIN 6535 HA
直径范围 [mm]	1-12	3-25	3-25	3-20	0,5-2,95
P 钢		●●	●●	●●	●●
M 不锈钢				●	
K 铸铁	●	●●	●●	●●	●●
N 有色金属	●●	●	●	●	●●
S 难切削材料	●	●	●	●	●
H 硬材料		●	●	●	●
O 其他	●●	●	●	●	●
目录中的页面	B 154	B 164	B 164	B 172	B 159
二维码					
www.walter-tools.com/woc/	A1163	DC160	DC160	DC150	DB133

整体硬质合金钻头 - 不带内冷

B1

钻深	5 x D _C	5 x D _C			8 x D _C	



订货号	DB130 Supreme	A3367 BSX	DB133 Supreme	A1276TFL Alpha® 22	A1263
更多服务					
标准	DIN 1899	DIN 6537 L	Walter	DIN 338	DIN 338
涂层 / 刀具材质	WJ30UU	uncoated	WJ30ER	TFL	uncoated
刀柄	圆柱柄	DIN 6535 HA	DIN 6535 HA	圆柱柄	圆柱柄
直径范围 [mm]	0,1-1,45	3-16	0,5-2,95	3-10,2	0,6-12
P 钢	●●		●●	●●	
M 不锈钢	●●				
K 铸铁	●●	●●	●●	●●	●
N 有色金属	●●	●●	●●	●●	●●
S 难切削材料	●●	●	●	●	●
H 硬材料			●		
O 其他	●●	●	●		●●
目录中的页面	B 161	B 176	B 177	B 179	B 180
二维码					
www.walter-tools.com/woc/	DB130	A3367	DB133	A1276TFL	A1263

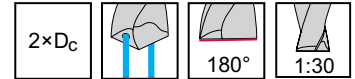
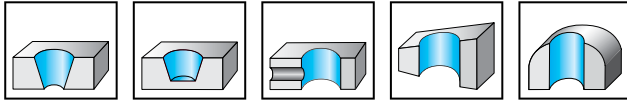
带内冷孔的整体硬质合金引导钻

K5191TFT

X-treme Pilot 180 C

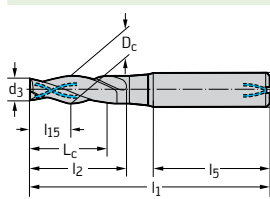


- 适用于斜表面和圆形表面 (例如曲轴)
- 轮廓锥度 1:30 - 可加工出无接刀痕的引导孔



	P	M	K	N	S	H	O
TFT	●●	●●	●●	●●	●●	●	●

刀具



牌号	D _c mm	d ₃ mm	L _c mm	l ₁ mm	l ₂ mm	l ₅ mm	l ₁₅ mm	h6
K5191TFT-4	4	3,9	10	59	16	36	3	6
K5191TFT-5	5	4,9	11	63	19	36	3	6
K5191TFT-6	6	5,85	13	68	22	36	4,5	8
K5191TFT-7	7	6,85	15	73	26	36	4,5	8

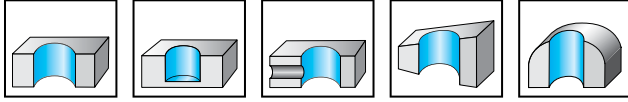
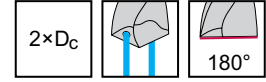
DIN 6535 HA

整体硬质合金麻花钻钻头 180°

DC118 Supreme



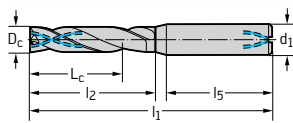
- 特殊直径公差适用于 XD 技术



	P	M	K	N	S	H	O
WJ30ET	●●	●●	●●	●●	●●	●	●

B1

刀具



DIN 6535 HA

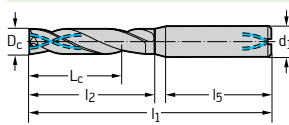
牌号	p7	Dc Inch/Nr	Lc mm	l1 mm	l2 mm	l5 mm	d1 mm	WJ30ET
DC118-02-03.000A1-	3		7,8	62	12	42	6	☺
DC118-02-03.175A1-	3,175	1/8"	7,7	62	12	42	6	☺
DC118-02-03.300A1-	3,3		7,6	62	12	42	6	☺
DC118-02-03.500A1-	3,5		8,4	62	13	42	6	☺
DC118-02-03.572A1-	3,572	9/64"	8,3	62	13	42	6	☺
DC118-02-03.969A1-	3,969	5/32"	8,9	66	14	42	6	☺
DC118-02-04.000A1-	4		8,9	66	14	42	6	☺
DC118-02-04.200A1-	4,2		10,7	66	16	42	6	☺
DC118-02-04.500A1-	4,5		10,4	66	16	42	6	☺
DC118-02-04.763A1-	4,763	3/16"	12,2	66	18	42	6	☺
DC118-02-04.800A1-	4,8		12,1	66	18	42	6	☺
DC118-02-05.000A1-	5		11,9	66	18	42	6	☺
DC118-02-05.500A1-	5,5		13,5	66	20	42	6	☺
DC118-02-05.556A1-	5,556	7/32"	14,4	66	21	42	6	☺
DC118-02-05.800A1-	5,8		14,2	66	21	42	6	☺
DC118-02-06.000A1-	6		14	66	21	42	6	☺
DC118-02-06.100A1-	6,1		15,9	79	23	47	8	☺
DC118-02-06.350A1-	6,35	1/4"	15,6	79	23	47	8	☺
DC118-02-06.500A1-	6,5		15,5	79	23	47	8	☺
DC118-02-06.800A1-	6,8		17,2	79	25	47	8	☺
DC118-02-07.000A1-	7		17	79	25	47	8	☺
DC118-02-07.144A1-	7,144	9/32"	19,9	79	28	47	8	☺
DC118-02-07.400A1-	7,4		19,6	79	28	47	8	☺
DC118-02-07.500A1-	7,5		19,5	79	28	47	8	☺
DC118-02-07.938A1-	7,938	5/16"	19,1	79	28	47	8	☺
DC118-02-08.000A1-	8		19	79	28	47	8	☺
DC118-02-08.300A1-	8,3		22,8	89	32	50	10	☺
DC118-02-08.500A1-	8,5		22,6	89	32	50	10	☺
DC118-02-08.731A1-	8,731	11/32"	22,3	89	32	50	10	☺
DC118-02-09.000A1-	9		22,1	89	32	50	10	☺
DC118-02-09.525A1-	9,525	3/8"	24,6	89	35	50	10	☺
DC118-02-09.800A1-	9,8		24,3	89	35	50	10	☺
DC118-02-10.000A1-	10		24,1	89	35	50	10	☺
DC118-02-10.200A1-	10,2		29	102	40	52	12	☺
DC118-02-10.319A1-	10,319	13/32"	28,8	102	40	52	12	☺

刀具材质订购示例 WJ30ET: DC118-02-03.000A1-WJ30ET

WALTER
SELECT

●● 主要应用 ● 其他应用
最佳刀具, 用于... → 良好的 = ☺ → 一般的 = ☹ → 不利的 = ☹ 加工条件

刀具



DIN 6535 HA

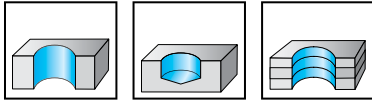
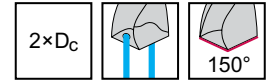
牌号	p7	Dc Inch/Nr	Lc mm	l1 mm	l2 mm	l5 mm	d1 mm	WJ30ET
DC118-02-10.500A1-	10,5		28,7	102	40	52	12	☺
DC118-02-11.000A1-	11		28,2	102	40	52	12	☺
DC118-02-11.113A1-	11,113	7/16"	31,1	102	43	52	12	☺
DC118-02-11.500A1-	11,5		30,8	102	43	52	12	☺
DC118-02-11.800A1-	11,8		30,5	102	43	52	12	☺
DC118-02-11.906A1-	11,906	15/32"	30,4	102	43	52	12	☺
DC118-02-12.000A1-	12		30,3	102	43	52	12	☺
DC118-02-12.500A1-	12,5		35,9	107	49	52	14	☺
DC118-02-12.700A1-	12,7	1/2"	35,7	107	49	52	14	☺
DC118-02-13.000A1-	13		35,5	107	49	52	14	☺
DC118-02-13.500A1-	13,5		35,1	107	49	52	14	☺
DC118-02-14.000A1-	14		34,7	107	49	52	14	☺
DC118-02-14.288A1-	14,288	9/16"	41,4	115	56	53	16	☺
DC118-02-14.500A1-	14,5		41,3	115	56	53	16	☺
DC118-02-15.000A1-	15		40,9	115	56	53	16	☺
DC118-02-16.000A1-	16		40,2	115	56	53	16	☺
DC118-02-17.000A1-	17		46,5	123	63	53	18	☺
DC118-02-17.500A1-	17,5		46,2	123	63	53	18	☺
DC118-02-18.000A1-	18		45,9	123	63	53	18	☺
DC118-02-19.000A1-	19		52,3	131	70	55	20	☺
DC118-02-20.000A1-	20		51,9	131	70	55	20	☺

刀具材质订购示例 WJ30ET: DC118-02-03.000A1-WJ30ET

B1

Solid carbide micro pilot drills with coolant-through

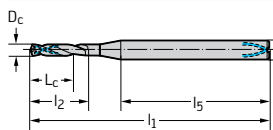
DB131 Supreme



	P	M	K	N	S	H	O
WJ30EL	●●	●●	●●	●●	●●	●	●

B1

刀具



DIN 6535 HA

牌号	p7	Dc Inch/Nr	Lc mm	l1 mm	l2 mm	l5 mm	h6	WJ30EL
★ DB131-02-02.000A1-	2		7	57	10	42	3	☺
★ DB131-02-02.050A1-	2.05		7	57	11	42	3	☺
★ DB131-02-02.100A1-	2.1		7	57	11	42	3	☺
★ DB131-02-02.150A1-	2.15		7	57	11	42	3	☺
★ DB131-02-02.200A1-	2.2		7	57	11	42	3	☺
★ DB131-02-02.250A1-	2.25		8	59	12	43	3	☺
★ DB131-02-02.300A1-	2.3		8	59	12	43	3	☺
★ DB131-02-02.350A1-	2.35		8	59	12	43	3	☺
★ DB131-02-02.381A1-	2.381	3/32"	8	59	12	43	3	☺
★ DB131-02-02.400A1-	2.4		8	59	12	43	3	☺
★ DB131-02-02.450A1-	2.45		9	59	13	42	3	☺
★ DB131-02-02.500A1-	2.5		9	59	13	42	3	☺
★ DB131-02-02.550A1-	2.55		9	62	13	45	3	☺
★ DB131-02-02.600A1-	2.6		9	62	13	45	3	☺
★ DB131-02-02.650A1-	2.65		9	62	14	45	3	☺
★ DB131-02-02.700A1-	2.7		9	62	14	45	3	☺
★ DB131-02-02.750A1-	2.75		9	62	14	45	3	☺
★ DB131-02-02.778A1-	2.778	7/64"	9	62	14	45	3	☺
★ DB131-02-02.800A1-	2.8		9	62	14	45	3	☺
★ DB131-02-02.850A1-	2.85		10	62	15	44	3	☺
★ DB131-02-02.900A1-	2.9		10	62	15	44	3	☺
★ DB131-02-02.950A1-	2.95		10	62	15	44	3	☺

刀具材质订购示例 WJ30EL: DB131-02-02.000A1-WJ30EL

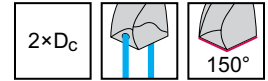
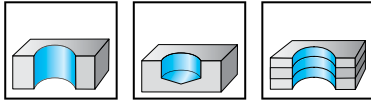
带内冷孔的整体硬质合金引导钻

A6181TFT

XD Pilot



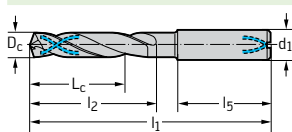
- 特殊直径公差适用于 XD 技术



	P	M	K	N	S	H	O
TFT	●●	●●	●●	●●	●●	●	●

B1

刀具



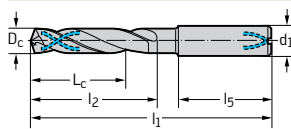
DIN 6535 HA

牌号	p7	Dc Inch/Nr	Lc mm	l1 mm	l2 mm	l5 mm	h6
A6181TFT-3	3		14	66	20	36	6
A6181TFT-1/8IN	3,175	1/8"	14	66	20	36	6
A6181TFT-3.5	3,5		14	66	20	36	6
A6181TFT-9/64IN	3,572	9/64"	14	66	20	36	6
A6181TFT-5/32IN	3,969	5/32"	16	74	24	36	6
A6181TFT-4	4		16	74	24	36	6
A6181TFT-4.5	4,5		16	74	24	36	6
A6181TFT-3/16IN	4,763	3/16"	19	82	28	36	6
A6181TFT-4.8	4,8		19	82	28	36	6
A6181TFT-5	5		19	82	28	36	6
A6181TFT-5.5	5,5		19	82	28	36	6
A6181TFT-7/32IN	5,556	7/32"	19	82	28	36	6
A6181TFT-5.8	5,8		19	82	28	36	6
A6181TFT-6	6		19	82	28	36	6
A6181TFT-6.1	6,1		23	91	34	36	8
A6181TFT-1/4IN	6,35	1/4"	23	91	34	36	8
A6181TFT-6.5	6,5		23	91	34	36	8
A6181TFT-6.8	6,8		23	91	34	36	8
A6181TFT-7	7		23	91	34	36	8
A6181TFT-9/32IN	7,144	9/32"	29	91	41	36	8
A6181TFT-7.4	7,4		29	91	41	36	8
A6181TFT-7.5	7,5		29	91	41	36	8
A6181TFT-5/16IN	7,938	5/16"	29	91	41	36	8
A6181TFT-8	8		29	91	41	36	8
A6181TFT-8.3	8,3		32	103	47	40	10
A6181TFT-8.5	8,5		32	103	47	40	10
A6181TFT-11/32IN	8,731	11/32"	32	103	47	40	10
A6181TFT-9	9		32	103	47	40	10
A6181TFT-3/8IN	9,525	3/8"	32	103	47	40	10
A6181TFT-9.8	9,8		32	103	47	40	10
A6181TFT-10	10		32	103	47	40	10
A6181TFT-10.2	10,2		37	118	55	45	12
A6181TFT-13/32IN	10,319	13/32"	37	118	55	45	12
A6181TFT-11	11		37	118	55	45	12
A6181TFT-7/16IN	11,113	7/16"	37	118	55	45	12

WALTER
SELECT

●● 主要应用 ● 其他应用
最佳刀具, 用于... → 良好的 = ☺ → 一般的 = ☹ → 不利的 = ☹ 加工条件

刀具



牌号	p7	D _c Inch/Nr	L _c mm	l ₁ mm	l ₂ mm	l ₅ mm	h6
A6181TFT-11.5	11,5		37	118	55	45	12
A6181TFT-11.8	11,8		37	118	55	45	12
A6181TFT-15/32IN	11,906	15/32"	37	118	55	45	12
A6181TFT-12	12		37	118	55	45	12
A6181TFT-1/2IN	12,7	1/2"	46	124	60	45	14
A6181TFT-13	13		46	124	60	45	14
A6181TFT-14	14		46	124	60	45	14
A6181TFT-9/16IN	14,288	9/16"	49	133	65	48	16
A6181TFT-15	15		49	133	65	48	16
A6181TFT-16	16		49	133	65	48	16

DIN 6535 HA

B1

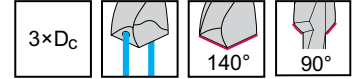
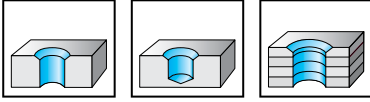
带内冷孔的整体硬质合金钻头

DC260 Advance

X-treme Evo



- 阶梯长度符合 DIN 8378
- 用于钻螺纹底孔



	P	M	K	N	S	H	O
WJ30ET	●●	●	●●●	●●●	●●●	●	●

刀具

牌号	适用螺纹	D _c mm	d ₁₀ mm	L _c mm	l ₁ mm	l ₂ mm	l ₅ mm	h6	WJ30ET
DC260-03-03.300A1-	M 4	3,3	5	11	66	28	36	6	☺
DC260-03-04.200A1-	M 5	4,2	6	14	66	28	36	6	☺
DC260-03-05.000A1-	M 6	5	8	17	79	41	36	8	☺
DC260-03-06.800A1-	M 8	6,8	10	21	89	47	40	10	☺
DC260-03-08.500A1-	M 10	8,5	12	26	102	55	45	12	☺
DC260-03-10.200A1-	M 12	10,2	14	30	107	60	45	14	☺
DC260-03-12.000A1-	M 14	12	16	35	115	65	48	16	☺
DC260-03-14.000A1-	M 16	14	18	39	123	73	48	18	☺
DC260-03-03.300F1-	M 4	3,3	5	11	66	28	36	6	☺
DC260-03-04.200F1-	M 5	4,2	6	14	66	28	36	6	☺
DC260-03-05.000F1-	M 6	5	8	17	79	41	36	8	☺
DC260-03-06.800F1-	M 8	6,8	10	21	89	47	40	10	☺
DC260-03-08.500F1-	M 10	8,5	12	26	102	55	45	12	☺
DC260-03-10.200F1-	M 12	10,2	14	30	107	60	45	14	☺
DC260-03-12.000F1-	M 14	12	16	35	115	65	48	16	☺
DC260-03-14.000F1-	M 16	14	18	39	123	73	48	18	☺

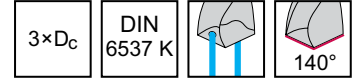
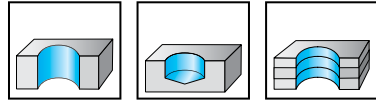
刀具材质订购示例 WJ30ET: DC260-03-03.300A1-WJ30ET

整体硬质合金钻头

DC175 Supreme



- Walter Precision cooling

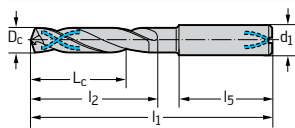


P	M	K	N	S	H	O
●	●●	●	●	●●	●	●

WJ30RZ

B1

刀具



DIN 6535 HA

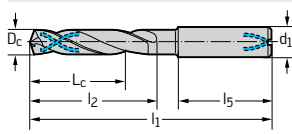
牌号	m7	Dc Inch/Nr	Lc mm	l1 mm	l2 mm	l5 mm	h6	WJ30RZ
DC175-03-03.000A1-	3		14	62	20	36	6	☺
DC175-03-03.100A1-	3,1		14	62	20	36	6	☺
DC175-03-03.175A1-	3,175	1/8"	14	62	20	36	6	☺
DC175-03-03.200A1-	3,2		14	62	20	36	6	☺
DC175-03-03.250A1-	3,25		14	62	20	36	6	☺
DC175-03-03.300A1-	3,3		14	62	20	36	6	☺
DC175-03-03.400A1-	3,4		14	62	20	36	6	☺
DC175-03-03.500A1-	3,5		14	62	20	36	6	☺
DC175-03-03.572A1-	3,572	9/64"	14	62	20	36	6	☺
DC175-03-03.600A1-	3,6		14	62	20	36	6	☺
DC175-03-03.700A1-	3,7		14	62	20	36	6	☺
DC175-03-03.800A1-	3,8		17	66	24	36	6	☺
DC175-03-03.900A1-	3,9		17	66	24	36	6	☺
DC175-03-03.969A1-	3,969	5/32"	17	66	24	36	6	☺
DC175-03-04.000A1-	4		17	66	24	36	6	☺
DC175-03-04.100A1-	4,1		17	66	24	36	6	☺
DC175-03-04.200A1-	4,2		17	66	24	36	6	☺
DC175-03-04.300A1-	4,3		17	66	24	36	6	☺
DC175-03-04.366A1-	4,366	11/64"	17	66	24	36	6	☺
DC175-03-04.400A1-	4,4		17	66	24	36	6	☺
DC175-03-04.500A1-	4,5		17	66	24	36	6	☺
DC175-03-04.600A1-	4,6		17	66	24	36	6	☺
DC175-03-04.650A1-	4,65		17	66	24	36	6	☺
DC175-03-04.700A1-	4,7		17	66	24	36	6	☺
DC175-03-04.763A1-	4,763	3/16"	20	66	28	36	6	☺
DC175-03-04.800A1-	4,8		20	66	28	36	6	☺
DC175-03-04.900A1-	4,9		20	66	28	36	6	☺
DC175-03-05.000A1-	5		20	66	28	36	6	☺
DC175-03-05.100A1-	5,1		20	66	28	36	6	☺
DC175-03-05.159A1-	5,159	13/64"	20	66	28	36	6	☺
DC175-03-05.200A1-	5,2		20	66	28	36	6	☺
DC175-03-05.300A1-	5,3		20	66	28	36	6	☺
DC175-03-05.400A1-	5,4		20	66	28	36	6	☺
DC175-03-05.500A1-	5,5		20	66	28	36	6	☺
DC175-03-05.550A1-	5,55		20	66	28	36	6	☺

刀具材质订购示例 WJ30RZ: DC175-03-03.000A1-WJ30RZ

**WALTER
SELECT**

●● 主要应用 ● 其他应用
 最佳刀具, 用于... → 良好的 = ☺ → 一般的 = ☹ → 不利的 = ☹ 加工条件

刀具



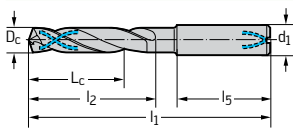
DIN 6535 HA

牌号	m7	Dc Inch/Nr	Lc mm	l1 mm	l2 mm	l5 mm	h6	WJ30RZ
DC175-03-05.556A1-	5,556	7/32"	20	66	28	36	6	☺
DC175-03-05.600A1-	5,6		20	66	28	36	6	☺
DC175-03-05.700A1-	5,7		20	66	28	36	6	☺
DC175-03-05.800A1-	5,8		20	66	28	36	6	☺
DC175-03-05.900A1-	5,9		20	66	28	36	6	☺
DC175-03-05.953A1-	5,953	15/64"	20	66	28	36	6	☺
DC175-03-06.000A1-	6		20	66	28	36	6	☺
DC175-03-06.100A1-	6,1		24	79	34	36	8	☺
DC175-03-06.200A1-	6,2		24	79	34	36	8	☺
DC175-03-06.300A1-	6,3		24	79	34	36	8	☺
DC175-03-06.350A1-	6,35	1/4"	24	79	34	36	8	☺
DC175-03-06.400A1-	6,4		24	79	34	36	8	☺
DC175-03-06.500A1-	6,5		24	79	34	36	8	☺
DC175-03-06.600A1-	6,6		24	79	34	36	8	☺
DC175-03-06.700A1-	6,7		24	79	34	36	8	☺
DC175-03-06.747A1-	6,747	17/64"	24	79	34	36	8	☺
DC175-03-06.800A1-	6,8		24	79	34	36	8	☺
DC175-03-06.900A1-	6,9		24	79	34	36	8	☺
DC175-03-07.000A1-	7		24	79	34	36	8	☺
DC175-03-07.100A1-	7,1		29	79	41	36	8	☺
DC175-03-07.144A1-	7,144	9/32"	29	79	41	36	8	☺
DC175-03-07.200A1-	7,2		29	79	41	36	8	☺
DC175-03-07.300A1-	7,3		29	79	41	36	8	☺
DC175-03-07.400A1-	7,4		29	79	41	36	8	☺
DC175-03-07.500A1-	7,5		29	79	41	36	8	☺
DC175-03-07.541A1-	7,541	19/64"	29	79	41	36	8	☺
DC175-03-07.600A1-	7,6		29	79	41	36	8	☺
DC175-03-07.700A1-	7,7		29	79	41	36	8	☺
DC175-03-07.800A1-	7,8		29	79	41	36	8	☺
DC175-03-07.900A1-	7,9		29	79	41	36	8	☺
DC175-03-07.938A1-	7,938	5/16"	29	79	41	36	8	☺
DC175-03-08.000A1-	8		29	79	41	36	8	☺
DC175-03-08.100A1-	8,1		35	89	47	40	10	☺
DC175-03-08.200A1-	8,2		35	89	47	40	10	☺
DC175-03-08.300A1-	8,3		35	89	47	40	10	☺
DC175-03-08.334A1-	8,334	21/64"	35	89	47	40	10	☺
DC175-03-08.400A1-	8,4		35	89	47	40	10	☺
DC175-03-08.500A1-	8,5		35	89	47	40	10	☺
DC175-03-08.600A1-	8,6		35	89	47	40	10	☺
DC175-03-08.700A1-	8,7		35	89	47	40	10	☺
DC175-03-08.731A1-	8,731	11/32"	35	89	47	40	10	☺
DC175-03-08.800A1-	8,8		35	89	47	40	10	☺
DC175-03-08.900A1-	8,9		35	89	47	40	10	☺
DC175-03-09.000A1-	9		35	89	47	40	10	☺
DC175-03-09.100A1-	9,1		35	89	47	40	10	☺
DC175-03-09.128A1-	9,128	23/64"	35	89	47	40	10	☺
DC175-03-09.200A1-	9,2		35	89	47	40	10	☺
DC175-03-09.300A1-	9,3		35	89	47	40	10	☺

刀具材质订购示例 WJ30RZ: DC175-03-03.000A1-WJ30RZ

B1

刀具

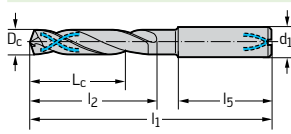


DIN 6535 HA

牌号	m7	Dc Inch/Nr	Lc mm	l1 mm	l2 mm	l5 mm	h6	WJ30RZ
DC175-03-09.400A1-	9,4		35	89	47	40	10	☺
DC175-03-09.500A1-	9,5		35	89	47	40	10	☺
DC175-03-09.525A1-	9,525	3/8"	35	89	47	40	10	☺
DC175-03-09.600A1-	9,6		35	89	47	40	10	☺
DC175-03-09.700A1-	9,7		35	89	47	40	10	☺
DC175-03-09.800A1-	9,8		35	89	47	40	10	☺
DC175-03-09.900A1-	9,9		35	89	47	40	10	☺
DC175-03-09.922A1-	9,922	25/64"	35	89	47	40	10	☺
DC175-03-10.000A1-	10		35	89	47	40	10	☺
DC175-03-10.100A1-	10,1		40	102	55	45	12	☺
DC175-03-10.200A1-	10,2		40	102	55	45	12	☺
DC175-03-10.300A1-	10,3		40	102	55	45	12	☺
DC175-03-10.319A1-	10,319	13/32"	40	102	55	45	12	☺
DC175-03-10.400A1-	10,4		40	102	55	45	12	☺
DC175-03-10.500A1-	10,5		40	102	55	45	12	☺
DC175-03-10.600A1-	10,6		40	102	55	45	12	☺
DC175-03-10.700A1-	10,7		40	102	55	45	12	☺
DC175-03-10.716A1-	10,716	27/64"	40	102	55	45	12	☺
DC175-03-10.800A1-	10,8		40	102	55	45	12	☺
DC175-03-10.900A1-	10,9		40	102	55	45	12	☺
DC175-03-11.000A1-	11		40	102	55	45	12	☺
DC175-03-11.100A1-	11,1		40	102	55	45	12	☺
DC175-03-11.113A1-	11,113	7/16"	40	102	55	45	12	☺
DC175-03-11.200A1-	11,2		40	102	55	45	12	☺
DC175-03-11.300A1-	11,3		40	102	55	45	12	☺
DC175-03-11.400A1-	11,4		40	102	55	45	12	☺
DC175-03-11.500A1-	11,5		40	102	55	45	12	☺
DC175-03-11.509A1-	11,509	29/64"	40	102	55	45	12	☺
DC175-03-11.600A1-	11,6		40	102	55	45	12	☺
DC175-03-11.700A1-	11,7		40	102	55	45	12	☺
DC175-03-11.800A1-	11,8		40	102	55	45	12	☺
DC175-03-11.900A1-	11,9		40	102	55	45	12	☺
DC175-03-12.000A1-	12		40	102	55	45	12	☺
DC175-03-12.100A1-	12,1		43	107	60	45	14	☺
DC175-03-12.200A1-	12,2		43	107	60	45	14	☺
DC175-03-12.300A1-	12,3		43	107	60	45	14	☺
DC175-03-12.303A1-	12,303	31/64"	43	107	60	45	14	☺
DC175-03-12.500A1-	12,5		43	107	60	45	14	☺
DC175-03-12.600A1-	12,6		43	107	60	45	14	☺
DC175-03-12.700A1-	12,7	1/2"	43	107	60	45	14	☺
DC175-03-12.900A1-	12,9		43	107	60	45	14	☺
DC175-03-13.000A1-	13		43	107	60	45	14	☺
DC175-03-13.100A1-	13,1		43	107	60	45	14	☺
DC175-03-13.300A1-	13,3		43	107	60	45	14	☺
DC175-03-13.494A1-	13,494	17/32"	43	107	60	45	14	☺
DC175-03-13.500A1-	13,5		43	107	60	45	14	☺
DC175-03-13.800A1-	13,8		43	107	60	45	14	☺
DC175-03-14.000A1-	14		43	107	60	45	14	☺

刀具材质订购示例 WJ30RZ: DC175-03-03.000A1-WJ30RZ

刀具



DIN 6535 HA

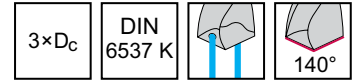
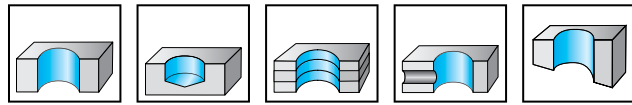
牌号	m7	Dc Inch/Nr	Lc mm	l1 mm	l2 mm	l5 mm	h6	WJ30RZ
DC175-03-14.200A1-	14,2		45	115	65	48	16	☺
DC175-03-14.288A1-	14,288	9/16"	45	115	65	48	16	☺
DC175-03-14.500A1-	14,5		45	115	65	48	16	☺
DC175-03-14.750A1-	14,75		45	115	65	48	16	☺
DC175-03-15.000A1-	15		45	115	65	48	16	☺
DC175-03-15.100A1-	15,1		45	115	65	48	16	☺
DC175-03-15.200A1-	15,2		45	115	65	48	16	☺
DC175-03-15.300A1-	15,3		45	115	65	48	16	☺
DC175-03-15.500A1-	15,5		45	115	65	48	16	☺
DC175-03-15.800A1-	15,8		45	115	65	48	16	☺
DC175-03-16.000A1-	16		45	115	65	48	16	☺
DC175-03-16.500A1-	16,5		51	123	73	48	18	☺
DC175-03-17.500A1-	17,5		51	123	73	48	18	☺
DC175-03-18.000A1-	18		51	123	73	48	18	☺
DC175-03-18.500A1-	18,5		55	131	79	50	20	☺
DC175-03-19.000A1-	19		55	131	79	50	20	☺
DC175-03-19.500A1-	19,5		55	131	79	50	20	☺
DC175-03-20.000A1-	20		55	131	79	50	20	☺

刀具材质订购示例 WJ30RZ: DC175-03-03.000A1-WJ30RZ

B1

带内冷孔的整体硬质合金钻头

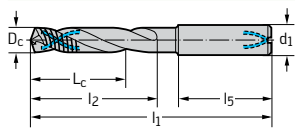
DC170 Supreme



	P	M	K	N	S	H	O
WJ30EJ	●●		●●			●	

B1

刀具



DIN 6535 HA

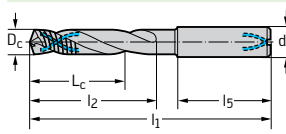
牌号	m7	Dc Inch/Nr	Lc mm	l1 mm	l2 mm	l5 mm	h6	WJ30EJ
DC170-03-03.000A1-	3		14	62	20	36	6	☺
DC170-03-03.100A1-	3,1		14	62	20	36	6	☺
DC170-03-03.175A1-	3,175	1/8"	14	62	20	36	6	☺
DC170-03-03.200A1-	3,2		14	62	20	36	6	☺
DC170-03-03.300A1-	3,3		14	62	20	36	6	☺
DC170-03-03.400A1-	3,4		14	62	20	36	6	☺
DC170-03-03.500A1-	3,5		14	62	20	36	6	☺
DC170-03-03.572A1-	3,572	9/64"	14	62	20	36	6	☺
DC170-03-03.600A1-	3,6		14	62	20	36	6	☺
DC170-03-03.700A1-	3,7		14	62	20	36	6	☺
DC170-03-03.800A1-	3,8		17	66	24	36	6	☺
DC170-03-03.900A1-	3,9		17	66	24	36	6	☺
DC170-03-03.969A1-	3,969	5/32"	17	66	24	36	6	☺
DC170-03-04.000A1-	4		17	66	24	36	6	☺
DC170-03-04.100A1-	4,1		17	66	24	36	6	☺
DC170-03-04.200A1-	4,2		17	66	24	36	6	☺
DC170-03-04.300A1-	4,3		17	66	24	36	6	☺
DC170-03-04.366A1-	4,366	11/64"	17	66	24	36	6	☺
DC170-03-04.400A1-	4,4		17	66	24	36	6	☺
DC170-03-04.500A1-	4,5		17	66	24	36	6	☺
DC170-03-04.600A1-	4,6		17	66	24	36	6	☺
DC170-03-04.650A1-	4,65		17	66	24	36	6	☺
DC170-03-04.700A1-	4,7		17	66	24	36	6	☺
DC170-03-04.763A1-	4,763	3/16"	20	66	28	36	6	☺
DC170-03-04.800A1-	4,8		20	66	28	36	6	☺
DC170-03-04.900A1-	4,9		20	66	28	36	6	☺
DC170-03-05.000A1-	5		20	66	28	36	6	☺
DC170-03-05.100A1-	5,1		20	66	28	36	6	☺
DC170-03-05.159A1-	5,159	13/64"	20	66	28	36	6	☺
DC170-03-05.200A1-	5,2		20	66	28	36	6	☺
DC170-03-05.300A1-	5,3		20	66	28	36	6	☺
DC170-03-05.400A1-	5,4		20	66	28	36	6	☺
DC170-03-05.500A1-	5,5		20	66	28	36	6	☺
DC170-03-05.550A1-	5,55		20	66	28	36	6	☺
DC170-03-05.556A1-	5,556	7/32"	20	66	28	36	6	☺

刀具材质订购示例 WJ30EJ: DC170-03-03.000A1-WJ30EJ

**WALTER
SELECT**

●● 主要应用 ● 其他应用
 最佳刀具, 用于... → 良好的 = ☺ → 一般的 = ☹ → 不利的 = ☹ 加工条件

刀具



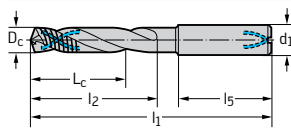
DIN 6535 HA

牌号	m7	Dc Inch/Nr	Lc mm	l1 mm	l2 mm	l5 mm	h6	WJ30EJ
DC170-03-05.600A1-	5,6		20	66	28	36	6	☺
DC170-03-05.700A1-	5,7		20	66	28	36	6	☺
DC170-03-05.800A1-	5,8		20	66	28	36	6	☺
DC170-03-05.900A1-	5,9		20	66	28	36	6	☺
DC170-03-05.953A1-	5,953	15/64"	20	66	28	36	6	☺
DC170-03-06.000A1-	6		20	66	28	36	6	☺
DC170-03-06.100A1-	6,1		24	79	34	36	8	☺
DC170-03-06.200A1-	6,2		24	79	34	36	8	☺
DC170-03-06.300A1-	6,3		24	79	34	36	8	☺
DC170-03-06.350A1-	6,35	1/4"	24	79	34	36	8	☺
DC170-03-06.400A1-	6,4		24	79	34	36	8	☺
DC170-03-06.500A1-	6,5		24	79	34	36	8	☺
DC170-03-06.600A1-	6,6		24	79	34	36	8	☺
DC170-03-06.700A1-	6,7		24	79	34	36	8	☺
DC170-03-06.747A1-	6,747	17/64"	24	79	34	36	8	☺
DC170-03-06.800A1-	6,8		24	79	34	36	8	☺
DC170-03-06.900A1-	6,9		24	79	34	36	8	☺
DC170-03-07.000A1-	7		24	79	34	36	8	☺
DC170-03-07.100A1-	7,1		29	79	41	36	8	☺
DC170-03-07.144A1-	7,144	9/32"	29	79	41	36	8	☺
DC170-03-07.200A1-	7,2		29	79	41	36	8	☺
DC170-03-07.300A1-	7,3		29	79	41	36	8	☺
DC170-03-07.400A1-	7,4		29	79	41	36	8	☺
DC170-03-07.500A1-	7,5		29	79	41	36	8	☺
DC170-03-07.541A1-	7,541	19/64"	29	79	41	36	8	☺
DC170-03-07.800A1-	7,8		29	79	41	36	8	☺
DC170-03-07.900A1-	7,9		29	79	41	36	8	☺
DC170-03-07.938A1-	7,938	5/16"	29	79	41	36	8	☺
DC170-03-08.000A1-	8		29	79	41	36	8	☺
DC170-03-08.100A1-	8,1		35	89	47	40	10	☺
DC170-03-08.200A1-	8,2		35	89	47	40	10	☺
DC170-03-08.300A1-	8,3		35	89	47	40	10	☺
DC170-03-08.500A1-	8,5		35	89	47	40	10	☺
DC170-03-08.600A1-	8,6		35	89	47	40	10	☺
DC170-03-08.700A1-	8,7		35	89	47	40	10	☺
DC170-03-08.731A1-	8,731	11/32"	35	89	47	40	10	☺
DC170-03-08.800A1-	8,8		35	89	47	40	10	☺
DC170-03-09.000A1-	9		35	89	47	40	10	☺
DC170-03-09.128A1-	9,128	23/64"	35	89	47	40	10	☺
DC170-03-09.200A1-	9,2		35	89	47	40	10	☺
DC170-03-09.300A1-	9,3		35	89	47	40	10	☺
DC170-03-09.500A1-	9,5		35	89	47	40	10	☺
DC170-03-09.525A1-	9,525	3/8"	35	89	47	40	10	☺
DC170-03-09.600A1-	9,6		35	89	47	40	10	☺
DC170-03-09.700A1-	9,7		35	89	47	40	10	☺
DC170-03-09.800A1-	9,8		35	89	47	40	10	☺
DC170-03-09.922A1-	9,922	25/64"	35	89	47	40	10	☺
DC170-03-10.000A1-	10		35	89	47	40	10	☺

刀具材质订购示例 WJ30EJ: DC170-03-03.000A1-WJ30EJ

B1

刀具



DIN 6535 HA

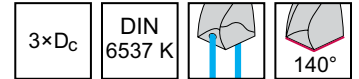
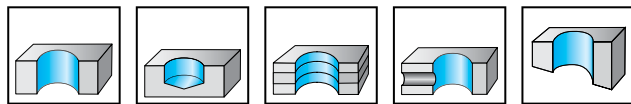
牌号	m7	Dc Inch/Nr	Lc mm	l1 mm	l2 mm	l5 mm	h6	WJ30EJ
DC170-03-10.100A1-	10,1		40	102	55	45	12	☺
DC170-03-10.200A1-	10,2		40	102	55	45	12	☺
DC170-03-10.300A1-	10,3		40	102	55	45	12	☺
DC170-03-10.319A1-	10,319	13/32"	40	102	55	45	12	☺
DC170-03-10.400A1-	10,4		40	102	55	45	12	☺
DC170-03-10.500A1-	10,5		40	102	55	45	12	☺
DC170-03-10.716A1-	10,716	27/64"	40	102	55	45	12	☺
DC170-03-10.800A1-	10,8		40	102	55	45	12	☺
DC170-03-11.000A1-	11		40	102	55	45	12	☺
DC170-03-11.100A1-	11,1		40	102	55	45	12	☺
DC170-03-11.113A1-	11,113	7/16"	40	102	55	45	12	☺
DC170-03-11.200A1-	11,2		40	102	55	45	12	☺
DC170-03-11.500A1-	11,5		40	102	55	45	12	☺
DC170-03-11.509A1-	11,509	29/64"	40	102	55	45	12	☺
DC170-03-11.700A1-	11,7		40	102	55	45	12	☺
DC170-03-11.800A1-	11,8		40	102	55	45	12	☺
DC170-03-12.000A1-	12		40	102	55	45	12	☺
DC170-03-12.100A1-	12,1		43	107	60	45	14	☺
DC170-03-12.200A1-	12,2		43	107	60	45	14	☺
DC170-03-12.300A1-	12,3		43	107	60	45	14	☺
DC170-03-12.500A1-	12,5		43	107	60	45	14	☺
DC170-03-12.600A1-	12,6		43	107	60	45	14	☺
DC170-03-12.700A1-	12,7	1/2"	43	107	60	45	14	☺
DC170-03-13.000A1-	13		43	107	60	45	14	☺
DC170-03-13.300A1-	13,3		43	107	60	45	14	☺
DC170-03-13.494A1-	13,494	17/32"	43	107	60	45	14	☺
DC170-03-13.500A1-	13,5		43	107	60	45	14	☺
DC170-03-14.000A1-	14		43	107	60	45	14	☺
DC170-03-14.288A1-	14,288	9/16"	45	115	65	48	16	☺
DC170-03-14.500A1-	14,5		45	115	65	48	16	☺
DC170-03-15.000A1-	15		45	115	65	48	16	☺
DC170-03-15.875A1-	15,875	5/8"	45	115	65	48	16	☺
DC170-03-16.000A1-	16		45	115	65	48	16	☺
DC170-03-16.500A1-	16,5		51	123	73	48	18	☺
DC170-03-17.000A1-	17		51	123	73	48	18	☺
DC170-03-17.500A1-	17,5		51	123	73	48	18	☺
DC170-03-18.000A1-	18		51	123	73	48	18	☺
DC170-03-19.050A1-	19,05	3/4"	55	131	79	50	20	☺
DC170-03-20.000A1-	20		55	131	79	50	20	☺

刀具材质订购示例 WJ30EJ: DC170-03-03.000A1-WJ30EJ

带内冷孔的整体硬质合金钻头

DC160 Advance

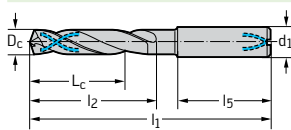
X-treme Evo



	P	M	K	N	S	H	O
WJ30ET	●●	●	●●●	●●●	●●●	●	●

B1

刀具



DIN 6535 HA

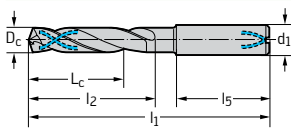
牌号	m7	Dc Inch/Nr	Lc mm	l1 mm	l2 mm	l5 mm	h6	WJ30ET
DC160-03-03.000A1-	3		14	62	20	36	6	☺
DC160-03-03.100A1-	3,1		14	62	20	36	6	☺
DC160-03-03.175A1-	3,175	1/8"	14	62	20	36	6	☺
DC160-03-03.200A1-	3,2		14	62	20	36	6	☺
DC160-03-03.250A1-	3,25		14	62	20	36	6	☺
DC160-03-03.300A1-	3,3		14	62	20	36	6	☺
DC160-03-03.400A1-	3,4		14	62	20	36	6	☺
DC160-03-03.500A1-	3,5		14	62	20	36	6	☺
DC160-03-03.572A1-	3,572	9/64"	14	62	20	36	6	☺
DC160-03-03.600A1-	3,6		14	62	20	36	6	☺
DC160-03-03.650A1-	3,65		14	62	20	36	6	☺
DC160-03-03.700A1-	3,7		14	62	20	36	6	☺
DC160-03-03.800A1-	3,8		17	66	24	36	6	☺
DC160-03-03.900A1-	3,9		17	66	24	36	6	☺
DC160-03-03.969A1-	3,969	5/32"	17	66	24	36	6	☺
DC160-03-04.000A1-	4		17	66	24	36	6	☺
DC160-03-04.100A1-	4,1		17	66	24	36	6	☺
DC160-03-04.200A1-	4,2		17	66	24	36	6	☺
DC160-03-04.300A1-	4,3		17	66	24	36	6	☺
DC160-03-04.366A1-	4,366	11/64"	17	66	24	36	6	☺
DC160-03-04.400A1-	4,4		17	66	24	36	6	☺
DC160-03-04.500A1-	4,5		17	66	24	36	6	☺
DC160-03-04.600A1-	4,6		17	66	24	36	6	☺
DC160-03-04.650A1-	4,65		17	66	24	36	6	☺
DC160-03-04.700A1-	4,7		17	66	24	36	6	☺
DC160-03-04.763A1-	4,763	3/16"	20	66	28	36	6	☺
DC160-03-04.800A1-	4,8		20	66	28	36	6	☺
DC160-03-04.900A1-	4,9		20	66	28	36	6	☺
DC160-03-05.000A1-	5		20	66	28	36	6	☺
DC160-03-05.100A1-	5,1		20	66	28	36	6	☺
DC160-03-05.159A1-	5,159	13/64"	20	66	28	36	6	☺
DC160-03-05.200A1-	5,2		20	66	28	36	6	☺
DC160-03-05.300A1-	5,3		20	66	28	36	6	☺
DC160-03-05.400A1-	5,4		20	66	28	36	6	☺
DC160-03-05.500A1-	5,5		20	66	28	36	6	☺

刀具材质订购示例 WJ30ET: DC160-03-03.000A1-WJ30ET

WALTER
SELECT

●● 主要应用 ● 其他应用
最佳刀具, 用于... → 良好的 = ☺ → 一般的 = ☹ → 不利的 = ☹ 加工条件

刀具

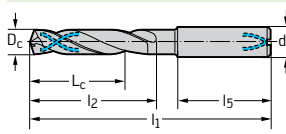


DIN 6535 HA

牌号	m7	Dc Inch/Nr	Lc mm	l1 mm	l2 mm	l5 mm	h6	WJ30ET
DC160-03-05.550A1-	5,55		20	66	28	36	6	☺
DC160-03-05.556A1-	5,556	7/32"	20	66	28	36	6	☺
DC160-03-05.600A1-	5,6		20	66	28	36	6	☺
DC160-03-05.700A1-	5,7		20	66	28	36	6	☺
DC160-03-05.800A1-	5,8		20	66	28	36	6	☺
DC160-03-05.900A1-	5,9		20	66	28	36	6	☺
DC160-03-05.953A1-	5,953	15/64"	20	66	28	36	6	☺
DC160-03-06.000A1-	6		20	66	28	36	6	☺
DC160-03-06.100A1-	6,1		24	79	34	36	8	☺
DC160-03-06.200A1-	6,2		24	79	34	36	8	☺
DC160-03-06.300A1-	6,3		24	79	34	36	8	☺
DC160-03-06.350A1-	6,35	1/4"	24	79	34	36	8	☺
DC160-03-06.400A1-	6,4		24	79	34	36	8	☺
DC160-03-06.500A1-	6,5		24	79	34	36	8	☺
DC160-03-06.600A1-	6,6		24	79	34	36	8	☺
DC160-03-06.700A1-	6,7		24	79	34	36	8	☺
DC160-03-06.747A1-	6,747	17/64"	24	79	34	36	8	☺
DC160-03-06.800A1-	6,8		24	79	34	36	8	☺
DC160-03-06.900A1-	6,9		24	79	34	36	8	☺
DC160-03-07.000A1-	7		24	79	34	36	8	☺
DC160-03-07.100A1-	7,1		29	79	41	36	8	☺
DC160-03-07.144A1-	7,144	9/32"	29	79	41	36	8	☺
DC160-03-07.200A1-	7,2		29	79	41	36	8	☺
DC160-03-07.300A1-	7,3		29	79	41	36	8	☺
DC160-03-07.400A1-	7,4		29	79	41	36	8	☺
DC160-03-07.500A1-	7,5		29	79	41	36	8	☺
DC160-03-07.541A1-	7,541	19/64"	29	79	41	36	8	☺
DC160-03-07.550A1-	7,55		29	79	41	36	8	☺
DC160-03-07.600A1-	7,6		29	79	41	36	8	☺
DC160-03-07.700A1-	7,7		29	79	41	36	8	☺
DC160-03-07.800A1-	7,8		29	79	41	36	8	☺
DC160-03-07.900A1-	7,9		29	79	41	36	8	☺
DC160-03-07.938A1-	7,938	5/16"	29	79	41	36	8	☺
DC160-03-08.000A1-	8		29	79	41	36	8	☺
DC160-03-08.100A1-	8,1		35	89	47	40	10	☺
DC160-03-08.200A1-	8,2		35	89	47	40	10	☺
DC160-03-08.300A1-	8,3		35	89	47	40	10	☺
DC160-03-08.334A1-	8,334	21/64"	35	89	47	40	10	☺
DC160-03-08.400A1-	8,4		35	89	47	40	10	☺
DC160-03-08.500A1-	8,5		35	89	47	40	10	☺
DC160-03-08.600A1-	8,6		35	89	47	40	10	☺
DC160-03-08.700A1-	8,7		35	89	47	40	10	☺
DC160-03-08.731A1-	8,731	11/32"	35	89	47	40	10	☺
DC160-03-08.800A1-	8,8		35	89	47	40	10	☺
DC160-03-08.900A1-	8,9		35	89	47	40	10	☺
DC160-03-09.000A1-	9		35	89	47	40	10	☺
DC160-03-09.100A1-	9,1		35	89	47	40	10	☺
DC160-03-09.128A1-	9,128	23/64"	35	89	47	40	10	☺

刀具材质订购示例 WJ30ET: DC160-03-03.000A1-WJ30ET

刀具



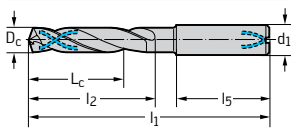
DIN 6535 HA

牌号	m7	Dc Inch/Nr	Lc mm	l1 mm	l2 mm	l5 mm	h6	WJ30ET
DC160-03-09.200A1-	9,2		35	89	47	40	10	☺
DC160-03-09.300A1-	9,3		35	89	47	40	10	☺
DC160-03-09.400A1-	9,4		35	89	47	40	10	☺
DC160-03-09.500A1-	9,5		35	89	47	40	10	☺
DC160-03-09.525A1-	9,525	3/8"	35	89	47	40	10	☺
DC160-03-09.550A1-	9,55		35	89	47	40	10	☺
DC160-03-09.600A1-	9,6		35	89	47	40	10	☺
DC160-03-09.700A1-	9,7		35	89	47	40	10	☺
DC160-03-09.800A1-	9,8		35	89	47	40	10	☺
DC160-03-09.900A1-	9,9		35	89	47	40	10	☺
DC160-03-09.922A1-	9,922	25/64"	35	89	47	40	10	☺
DC160-03-10.000A1-	10		35	89	47	40	10	☺
DC160-03-10.100A1-	10,1		40	102	55	45	12	☺
DC160-03-10.200A1-	10,2		40	102	55	45	12	☺
DC160-03-10.300A1-	10,3		40	102	55	45	12	☺
DC160-03-10.319A1-	10,319	13/32"	40	102	55	45	12	☺
DC160-03-10.400A1-	10,4		40	102	55	45	12	☺
DC160-03-10.500A1-	10,5		40	102	55	45	12	☺
DC160-03-10.600A1-	10,6		40	102	55	45	12	☺
DC160-03-10.700A1-	10,7		40	102	55	45	12	☺
DC160-03-10.716A1-	10,716	27/64"	40	102	55	45	12	☺
DC160-03-10.800A1-	10,8		40	102	55	45	12	☺
DC160-03-10.900A1-	10,9		40	102	55	45	12	☺
DC160-03-11.000A1-	11		40	102	55	45	12	☺
DC160-03-11.100A1-	11,1		40	102	55	45	12	☺
DC160-03-11.113A1-	11,113	7/16"	40	102	55	45	12	☺
DC160-03-11.200A1-	11,2		40	102	55	45	12	☺
DC160-03-11.300A1-	11,3		40	102	55	45	12	☺
DC160-03-11.400A1-	11,4		40	102	55	45	12	☺
DC160-03-11.500A1-	11,5		40	102	55	45	12	☺
DC160-03-11.509A1-	11,509	29/64"	40	102	55	45	12	☺
DC160-03-11.550A1-	11,55		40	102	55	45	12	☺
DC160-03-11.600A1-	11,6		40	102	55	45	12	☺
DC160-03-11.700A1-	11,7		40	102	55	45	12	☺
DC160-03-11.800A1-	11,8		40	102	55	45	12	☺
DC160-03-11.900A1-	11,9		40	102	55	45	12	☺
DC160-03-11.906A1-	11,906	15/32"	40	102	55	45	12	☺
DC160-03-12.000A1-	12		40	102	55	45	12	☺
DC160-03-12.100A1-	12,1		43	107	60	45	14	☺
DC160-03-12.200A1-	12,2		43	107	60	45	14	☺
DC160-03-12.250A1-	12,25		43	107	60	45	14	☺
DC160-03-12.300A1-	12,3		43	107	60	45	14	☺
DC160-03-12.303A1-	12,303	31/64"	43	107	60	45	14	☺
DC160-03-12.400A1-	12,4		43	107	60	45	14	☺
DC160-03-12.500A1-	12,5		43	107	60	45	14	☺
DC160-03-12.600A1-	12,6		43	107	60	45	14	☺
DC160-03-12.700A1-	12,7	1/2"	43	107	60	45	14	☺
DC160-03-12.750A1-	12,75		43	107	60	45	14	☺

刀具材质订购示例 WJ30ET: DC160-03-03.000A1-WJ30ET

B1

刀具

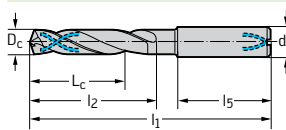


DIN 6535 HA

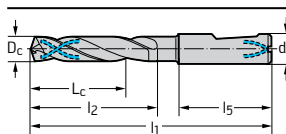
牌号	m7	Dc Inch/Nr	Lc mm	l1 mm	l2 mm	l5 mm	h6	WJ30ET
DC160-03-12.800A1-	12,8		43	107	60	45	14	☺
DC160-03-12.900A1-	12,9		43	107	60	45	14	☺
DC160-03-13.000A1-	13		43	107	60	45	14	☺
DC160-03-13.100A1-	13,1		43	107	60	45	14	☺
DC160-03-13.200A1-	13,2		43	107	60	45	14	☺
DC160-03-13.300A1-	13,3		43	107	60	45	14	☺
DC160-03-13.400A1-	13,4		43	107	60	45	14	☺
DC160-03-13.494A1-	13,494	17/32"	43	107	60	45	14	☺
DC160-03-13.500A1-	13,5		43	107	60	45	14	☺
DC160-03-13.600A1-	13,6		43	107	60	45	14	☺
DC160-03-13.700A1-	13,7		43	107	60	45	14	☺
DC160-03-13.800A1-	13,8		43	107	60	45	14	☺
DC160-03-13.900A1-	13,9		43	107	60	45	14	☺
DC160-03-14.000A1-	14		43	107	60	45	14	☺
DC160-03-14.100A1-	14,1		45	115	65	48	16	☺
DC160-03-14.200A1-	14,2		45	115	65	48	16	☺
DC160-03-14.288A1-	14,288	9/16"	45	115	65	48	16	☺
DC160-03-14.300A1-	14,3		45	115	65	48	16	☺
DC160-03-14.400A1-	14,4		45	115	65	48	16	☺
DC160-03-14.500A1-	14,5		45	115	65	48	16	☺
DC160-03-14.600A1-	14,6		45	115	65	48	16	☺
DC160-03-14.700A1-	14,7		45	115	65	48	16	☺
DC160-03-14.800A1-	14,8		45	115	65	48	16	☺
DC160-03-15.000A1-	15		45	115	65	48	16	☺
DC160-03-15.100A1-	15,1		45	115	65	48	16	☺
DC160-03-15.200A1-	15,2		45	115	65	48	16	☺
DC160-03-15.300A1-	15,3		45	115	65	48	16	☺
DC160-03-15.500A1-	15,5		45	115	65	48	16	☺
DC160-03-15.600A1-	15,6		45	115	65	48	16	☺
DC160-03-15.700A1-	15,7		45	115	65	48	16	☺
DC160-03-15.800A1-	15,8		45	115	65	48	16	☺
DC160-03-15.875A1-	15,875	5/8"	45	115	65	48	16	☺
DC160-03-15.900A1-	15,9		45	115	65	48	16	☺
DC160-03-16.000A1-	16		45	115	65	48	16	☺
DC160-03-16.100A1-	16,1		51	123	73	48	18	☺
DC160-03-16.200A1-	16,2		51	123	73	48	18	☺
DC160-03-16.300A1-	16,3		51	123	73	48	18	☺
DC160-03-16.400A1-	16,4		51	123	73	48	18	☺
DC160-03-16.500A1-	16,5		51	123	73	48	18	☺
DC160-03-16.600A1-	16,6		51	123	73	48	18	☺
DC160-03-16.700A1-	16,7		51	123	73	48	18	☺
DC160-03-16.750A1-	16,75		51	123	73	48	18	☺
DC160-03-16.800A1-	16,8		51	123	73	48	18	☺
DC160-03-17.000A1-	17		51	123	73	48	18	☺
DC160-03-17.200A1-	17,2		51	123	73	48	18	☺
DC160-03-17.300A1-	17,3		51	123	73	48	18	☺
DC160-03-17.500A1-	17,5		51	123	73	48	18	☺
DC160-03-17.600A1-	17,6		51	123	73	48	18	☺

刀具材质订购示例 WJ30ET: DC160-03-03.000A1-WJ30ET

刀具



DIN 6535 HA

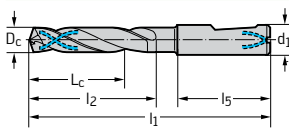


DIN 6535 HE

牌号	m7	Dc Inch/Nr	Lc mm	l1 mm	l2 mm	l5 mm	h6	WJ30ET
DC160-03-17.700A1-	17,7		51	123	73	48	18	☺
DC160-03-17.800A1-	17,8		51	123	73	48	18	☺
DC160-03-18.000A1-	18		51	123	73	48	18	☺
DC160-03-18.200A1-	18,2		55	131	79	50	20	☺
DC160-03-18.500A1-	18,5		55	131	79	50	20	☺
DC160-03-18.700A1-	18,7		55	131	79	50	20	☺
DC160-03-18.800A1-	18,8		55	131	79	50	20	☺
DC160-03-19.000A1-	19		55	131	79	50	20	☺
DC160-03-19.050A1-	19,05	3/4"	55	131	79	50	20	☺
DC160-03-19.500A1-	19,5		55	131	79	50	20	☺
DC160-03-19.700A1-	19,7		55	131	79	50	20	☺
DC160-03-19.800A1-	19,8		55	131	79	50	20	☺
DC160-03-20.000A1-	20		55	131	79	50	20	☺
DC160-03-03.000F1-	3		14	62	20	36	6	☺
DC160-03-03.100F1-	3,1		14	62	20	36	6	☺
DC160-03-03.200F1-	3,2		14	62	20	36	6	☺
DC160-03-03.250F1-	3,25		14	62	20	36	6	☺
DC160-03-03.300F1-	3,3		14	62	20	36	6	☺
DC160-03-03.400F1-	3,4		14	62	20	36	6	☺
DC160-03-03.500F1-	3,5		14	62	20	36	6	☺
DC160-03-03.600F1-	3,6		14	62	20	36	6	☺
DC160-03-03.650F1-	3,65		14	62	20	36	6	☺
DC160-03-03.700F1-	3,7		14	62	20	36	6	☺
DC160-03-03.800F1-	3,8		17	66	24	36	6	☺
DC160-03-03.900F1-	3,9		17	66	24	36	6	☺
DC160-03-04.000F1-	4		17	66	24	36	6	☺
DC160-03-04.100F1-	4,1		17	66	24	36	6	☺
DC160-03-04.200F1-	4,2		17	66	24	36	6	☺
DC160-03-04.300F1-	4,3		17	66	24	36	6	☺
DC160-03-04.400F1-	4,4		17	66	24	36	6	☺
DC160-03-04.500F1-	4,5		17	66	24	36	6	☺
DC160-03-04.600F1-	4,6		17	66	24	36	6	☺
DC160-03-04.650F1-	4,65		17	66	24	36	6	☺
DC160-03-04.700F1-	4,7		17	66	24	36	6	☺
DC160-03-04.800F1-	4,8		20	66	28	36	6	☺
DC160-03-04.900F1-	4,9		20	66	28	36	6	☺
DC160-03-05.000F1-	5		20	66	28	36	6	☺
DC160-03-05.100F1-	5,1		20	66	28	36	6	☺
DC160-03-05.200F1-	5,2		20	66	28	36	6	☺
DC160-03-05.300F1-	5,3		20	66	28	36	6	☺
DC160-03-05.400F1-	5,4		20	66	28	36	6	☺
DC160-03-05.500F1-	5,5		20	66	28	36	6	☺
DC160-03-05.550F1-	5,55		20	66	28	36	6	☺
DC160-03-05.600F1-	5,6		20	66	28	36	6	☺
DC160-03-05.700F1-	5,7		20	66	28	36	6	☺
DC160-03-05.800F1-	5,8		20	66	28	36	6	☺
DC160-03-05.900F1-	5,9		20	66	28	36	6	☺
DC160-03-06.000F1-	6		20	66	28	36	6	☺

刀具材质订购示例 WJ30ET: DC160-03-03.000A1-WJ30ET

刀具

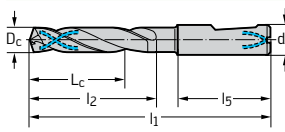


DIN 6535 HE

牌号	m7	Dc Inch/Nr	Lc mm	l1 mm	l2 mm	l5 mm	h6	WJ30ET
DC160-03-06.100F1-	6,1		24	79	34	36	8	☺
DC160-03-06.200F1-	6,2		24	79	34	36	8	☺
DC160-03-06.300F1-	6,3		24	79	34	36	8	☺
DC160-03-06.400F1-	6,4		24	79	34	36	8	☺
DC160-03-06.500F1-	6,5		24	79	34	36	8	☺
DC160-03-06.600F1-	6,6		24	79	34	36	8	☺
DC160-03-06.700F1-	6,7		24	79	34	36	8	☺
DC160-03-06.800F1-	6,8		24	79	34	36	8	☺
DC160-03-06.900F1-	6,9		24	79	34	36	8	☺
DC160-03-07.000F1-	7		24	79	34	36	8	☺
DC160-03-07.100F1-	7,1		29	79	41	36	8	☺
DC160-03-07.200F1-	7,2		29	79	41	36	8	☺
DC160-03-07.300F1-	7,3		29	79	41	36	8	☺
DC160-03-07.400F1-	7,4		29	79	41	36	8	☺
DC160-03-07.500F1-	7,5		29	79	41	36	8	☺
DC160-03-07.550F1-	7,55		29	79	41	36	8	☺
DC160-03-07.600F1-	7,6		29	79	41	36	8	☺
DC160-03-07.700F1-	7,7		29	79	41	36	8	☺
DC160-03-07.800F1-	7,8		29	79	41	36	8	☺
DC160-03-07.900F1-	7,9		29	79	41	36	8	☺
DC160-03-08.000F1-	8		29	79	41	36	8	☺
DC160-03-08.100F1-	8,1		35	89	47	40	10	☺
DC160-03-08.200F1-	8,2		35	89	47	40	10	☺
DC160-03-08.300F1-	8,3		35	89	47	40	10	☺
DC160-03-08.400F1-	8,4		35	89	47	40	10	☺
DC160-03-08.500F1-	8,5		35	89	47	40	10	☺
DC160-03-08.600F1-	8,6		35	89	47	40	10	☺
DC160-03-08.700F1-	8,7		35	89	47	40	10	☺
DC160-03-08.800F1-	8,8		35	89	47	40	10	☺
DC160-03-08.900F1-	8,9		35	89	47	40	10	☺
DC160-03-09.000F1-	9		35	89	47	40	10	☺
DC160-03-09.100F1-	9,1		35	89	47	40	10	☺
DC160-03-09.200F1-	9,2		35	89	47	40	10	☺
DC160-03-09.300F1-	9,3		35	89	47	40	10	☺
DC160-03-09.400F1-	9,4		35	89	47	40	10	☺
DC160-03-09.500F1-	9,5		35	89	47	40	10	☺
DC160-03-09.550F1-	9,55		35	89	47	40	10	☺
DC160-03-09.600F1-	9,6		35	89	47	40	10	☺
DC160-03-09.700F1-	9,7		35	89	47	40	10	☺
DC160-03-09.800F1-	9,8		35	89	47	40	10	☺
DC160-03-09.900F1-	9,9		35	89	47	40	10	☺
DC160-03-10.000F1-	10		35	89	47	40	10	☺
DC160-03-10.100F1-	10,1		40	102	55	45	12	☺
DC160-03-10.200F1-	10,2		40	102	55	45	12	☺
DC160-03-10.300F1-	10,3		40	102	55	45	12	☺
DC160-03-10.400F1-	10,4		40	102	55	45	12	☺
DC160-03-10.500F1-	10,5		40	102	55	45	12	☺
DC160-03-10.600F1-	10,6		40	102	55	45	12	☺

刀具材质订购示例 WJ30ET: DC160-03-03.000A1-WJ30ET

刀具



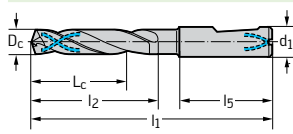
DIN 6535 HE

牌号	m7	Dc Inch/Nr	Lc mm	l1 mm	l2 mm	l5 mm	h6	WJ30ET
DC160-03-10.700F1-	10,7		40	102	55	45	12	☺
DC160-03-10.800F1-	10,8		40	102	55	45	12	☺
DC160-03-10.900F1-	10,9		40	102	55	45	12	☺
DC160-03-11.000F1-	11		40	102	55	45	12	☺
DC160-03-11.100F1-	11,1		40	102	55	45	12	☺
DC160-03-11.200F1-	11,2		40	102	55	45	12	☺
DC160-03-11.300F1-	11,3		40	102	55	45	12	☺
DC160-03-11.400F1-	11,4		40	102	55	45	12	☺
DC160-03-11.500F1-	11,5		40	102	55	45	12	☺
DC160-03-11.550F1-	11,55		40	102	55	45	12	☺
DC160-03-11.600F1-	11,6		40	102	55	45	12	☺
DC160-03-11.700F1-	11,7		40	102	55	45	12	☺
DC160-03-11.800F1-	11,8		40	102	55	45	12	☺
DC160-03-11.900F1-	11,9		40	102	55	45	12	☺
DC160-03-12.000F1-	12		40	102	55	45	12	☺
DC160-03-12.100F1-	12,1		43	107	60	45	14	☺
DC160-03-12.200F1-	12,2		43	107	60	45	14	☺
DC160-03-12.250F1-	12,25		43	107	60	45	14	☺
DC160-03-12.300F1-	12,3		43	107	60	45	14	☺
DC160-03-12.400F1-	12,4		43	107	60	45	14	☺
DC160-03-12.500F1-	12,5		43	107	60	45	14	☺
DC160-03-12.600F1-	12,6		43	107	60	45	14	☺
DC160-03-12.700F1-	12,7	1/2"	43	107	60	45	14	☺
DC160-03-12.750F1-	12,75		43	107	60	45	14	☺
DC160-03-12.800F1-	12,8		43	107	60	45	14	☺
DC160-03-12.900F1-	12,9		43	107	60	45	14	☺
DC160-03-13.000F1-	13		43	107	60	45	14	☺
DC160-03-13.100F1-	13,1		43	107	60	45	14	☺
DC160-03-13.200F1-	13,2		43	107	60	45	14	☺
DC160-03-13.300F1-	13,3		43	107	60	45	14	☺
DC160-03-13.400F1-	13,4		43	107	60	45	14	☺
DC160-03-13.500F1-	13,5		43	107	60	45	14	☺
DC160-03-13.600F1-	13,6		43	107	60	45	14	☺
DC160-03-13.700F1-	13,7		43	107	60	45	14	☺
DC160-03-13.800F1-	13,8		43	107	60	45	14	☺
DC160-03-13.900F1-	13,9		43	107	60	45	14	☺
DC160-03-14.000F1-	14		43	107	60	45	14	☺
DC160-03-14.100F1-	14,1		45	115	65	48	16	☺
DC160-03-14.200F1-	14,2		45	115	65	48	16	☺
DC160-03-14.300F1-	14,3		45	115	65	48	16	☺
DC160-03-14.400F1-	14,4		45	115	65	48	16	☺
DC160-03-14.500F1-	14,5		45	115	65	48	16	☺
DC160-03-14.600F1-	14,6		45	115	65	48	16	☺
DC160-03-14.700F1-	14,7		45	115	65	48	16	☺
DC160-03-14.750F1-	14,75		45	115	65	48	16	☺
DC160-03-14.800F1-	14,8		45	115	65	48	16	☺
DC160-03-15.000F1-	15		45	115	65	48	16	☺
DC160-03-15.100F1-	15,1		45	115	65	48	16	☺

刀具材质订购示例 WJ30ET: DC160-03-03.000A1-WJ30ET

B1

刀具

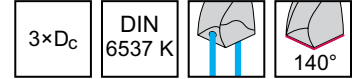
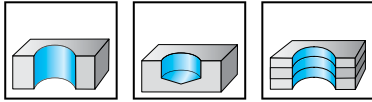


DIN 6535 HE

牌号	m7	Dc Inch/Nr	Lc mm	l1 mm	l2 mm	l5 mm	h6	WJ30ET
DC160-03-15.200F1-	15,2		45	115	65	48	16	☺
DC160-03-15.300F1-	15,3		45	115	65	48	16	☺
DC160-03-15.500F1-	15,5		45	115	65	48	16	☺
DC160-03-15.600F1-	15,6		45	115	65	48	16	☺
DC160-03-15.700F1-	15,7		45	115	65	48	16	☺
DC160-03-15.800F1-	15,8		45	115	65	48	16	☺
DC160-03-15.900F1-	15,9		45	115	65	48	16	☺
DC160-03-16.000F1-	16		45	115	65	48	16	☺
DC160-03-16.100F1-	16,1		51	123	73	48	18	☺
DC160-03-16.200F1-	16,2		51	123	73	48	18	☺
DC160-03-16.300F1-	16,3		51	123	73	48	18	☺
DC160-03-16.400F1-	16,4		51	123	73	48	18	☺
DC160-03-16.500F1-	16,5		51	123	73	48	18	☺
DC160-03-16.600F1-	16,6		51	123	73	48	18	☺
DC160-03-16.700F1-	16,7		51	123	73	48	18	☺
DC160-03-16.750F1-	16,75		51	123	73	48	18	☺
DC160-03-16.800F1-	16,8		51	123	73	48	18	☺
DC160-03-17.000F1-	17		51	123	73	48	18	☺
DC160-03-17.200F1-	17,2		51	123	73	48	18	☺
DC160-03-17.300F1-	17,3		51	123	73	48	18	☺
DC160-03-17.500F1-	17,5		51	123	73	48	18	☺
DC160-03-17.600F1-	17,6		51	123	73	48	18	☺
DC160-03-17.700F1-	17,7		51	123	73	48	18	☺
DC160-03-17.800F1-	17,8		51	123	73	48	18	☺
DC160-03-18.000F1-	18		51	123	73	48	18	☺
DC160-03-18.200F1-	18,2		55	131	79	50	20	☺
DC160-03-18.500F1-	18,5		55	131	79	50	20	☺
DC160-03-18.700F1-	18,7		55	131	79	50	20	☺
DC160-03-18.800F1-	18,8		55	131	79	50	20	☺
DC160-03-19.000F1-	19		55	131	79	50	20	☺
DC160-03-19.500F1-	19,5		55	131	79	50	20	☺
DC160-03-19.700F1-	19,7		55	131	79	50	20	☺
DC160-03-19.800F1-	19,8		55	131	79	50	20	☺
DC160-03-20.000F1-	20		55	131	79	50	20	☺

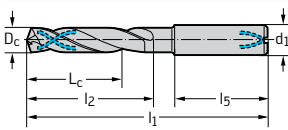
刀具材质订购示例 WJ30ET: DC160-03-03.000A1-WJ30ET

带内冷孔的整体硬质合金钻头 DC150 Perform



	P	M	K	N	S	H	O
WJ30RE	●●	●	●●	●●	●●	●	●

刀具



DIN 6535 HA

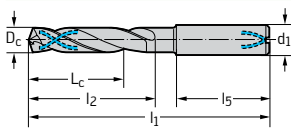
牌号	m7	Dc Inch/Nr	Lc mm	l1 mm	l2 mm	l5 mm	h6	WJ30RE
DC150-03-03.000A1-	3		14	62	20	36	6	☺
DC150-03-03.100A1-	3,1		14	62	20	36	6	☺
DC150-03-03.175A1-	3,175	1/8"	14	62	20	36	6	☺
DC150-03-03.200A1-	3,2		14	62	20	36	6	☺
DC150-03-03.250A1-	3,25		14	62	20	36	6	☺
DC150-03-03.300A1-	3,3		14	62	20	36	6	☺
DC150-03-03.400A1-	3,4		14	62	20	36	6	☺
DC150-03-03.500A1-	3,5		14	62	20	36	6	☺
DC150-03-03.572A1-	3,572	9/64"	14	62	20	36	6	☺
DC150-03-03.600A1-	3,6		14	62	20	36	6	☺
DC150-03-03.650A1-	3,65		14	62	20	36	6	☺
DC150-03-03.700A1-	3,7		14	62	20	36	6	☺
DC150-03-03.800A1-	3,8		17	66	24	36	6	☺
DC150-03-03.900A1-	3,9		17	66	24	36	6	☺
DC150-03-03.969A1-	3,969	5/32"	17	66	24	36	6	☺
DC150-03-04.000A1-	4		17	66	24	36	6	☺
DC150-03-04.100A1-	4,1		17	66	24	36	6	☺
DC150-03-04.200A1-	4,2		17	66	24	36	6	☺
DC150-03-04.300A1-	4,3		17	66	24	36	6	☺
DC150-03-04.366A1-	4,366	11/64"	17	66	24	36	6	☺
DC150-03-04.400A1-	4,4		17	66	24	36	6	☺
DC150-03-04.500A1-	4,5		17	66	24	36	6	☺
DC150-03-04.600A1-	4,6		17	66	24	36	6	☺
DC150-03-04.650A1-	4,65		17	66	24	36	6	☺
DC150-03-04.700A1-	4,7		17	66	24	36	6	☺
DC150-03-04.763A1-	4,763	3/16"	20	66	28	36	6	☺
DC150-03-04.800A1-	4,8		20	66	28	36	6	☺
DC150-03-04.900A1-	4,9		20	66	28	36	6	☺
DC150-03-05.000A1-	5		20	66	28	36	6	☺
DC150-03-05.100A1-	5,1		20	66	28	36	6	☺
DC150-03-05.159A1-	5,159	13/64"	20	66	28	36	6	☺
DC150-03-05.200A1-	5,2		20	66	28	36	6	☺
DC150-03-05.300A1-	5,3		20	66	28	36	6	☺
DC150-03-05.400A1-	5,4		20	66	28	36	6	☺
DC150-03-05.500A1-	5,5		20	66	28	36	6	☺

刀具材质订购示例 WJ30RE: DC150-03-03.000A1-WJ30RE

WALTER
SELECT

●● 主要应用 ● 其他应用
最佳刀具, 用于... → 良好的 = ☺ → 一般的 = ☹ → 不利的 = ☹ 加工条件

刀具

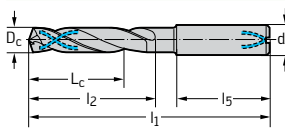


DIN 6535 HA

牌号	m7	Dc Inch/Nr	Lc mm	l1 mm	l2 mm	l5 mm	h6	WJ30RE
DC150-03-05.550A1-	5,55		20	66	28	36	6	☺
DC150-03-05.556A1-	5,556	7/32"	20	66	28	36	6	☺
DC150-03-05.600A1-	5,6		20	66	28	36	6	☺
DC150-03-05.700A1-	5,7		20	66	28	36	6	☺
DC150-03-05.800A1-	5,8		20	66	28	36	6	☺
DC150-03-05.900A1-	5,9		20	66	28	36	6	☺
DC150-03-05.953A1-	5,953	15/64"	20	66	28	36	6	☺
DC150-03-06.000A1-	6		20	66	28	36	6	☺
DC150-03-06.100A1-	6,1		24	79	34	36	8	☺
DC150-03-06.200A1-	6,2		24	79	34	36	8	☺
DC150-03-06.300A1-	6,3		24	79	34	36	8	☺
DC150-03-06.350A1-	6,35	1/4"	24	79	34	36	8	☺
DC150-03-06.400A1-	6,4		24	79	34	36	8	☺
DC150-03-06.500A1-	6,5		24	79	34	36	8	☺
DC150-03-06.600A1-	6,6		24	79	34	36	8	☺
DC150-03-06.700A1-	6,7		24	79	34	36	8	☺
DC150-03-06.747A1-	6,747	17/64"	24	79	34	36	8	☺
DC150-03-06.800A1-	6,8		24	79	34	36	8	☺
DC150-03-06.900A1-	6,9		24	79	34	36	8	☺
DC150-03-07.000A1-	7		24	79	34	36	8	☺
DC150-03-07.100A1-	7,1		29	79	41	36	8	☺
DC150-03-07.144A1-	7,144	9/32"	29	79	41	36	8	☺
DC150-03-07.200A1-	7,2		29	79	41	36	8	☺
DC150-03-07.300A1-	7,3		29	79	41	36	8	☺
DC150-03-07.400A1-	7,4		29	79	41	36	8	☺
DC150-03-07.500A1-	7,5		29	79	41	36	8	☺
DC150-03-07.541A1-	7,541	19/64"	29	79	41	36	8	☺
DC150-03-07.600A1-	7,6		29	79	41	36	8	☺
DC150-03-07.700A1-	7,7		29	79	41	36	8	☺
DC150-03-07.800A1-	7,8		29	79	41	36	8	☺
DC150-03-07.900A1-	7,9		29	79	41	36	8	☺
DC150-03-07.938A1-	7,938	5/16"	29	79	41	36	8	☺
DC150-03-08.000A1-	8		29	79	41	36	8	☺
DC150-03-08.100A1-	8,1		35	89	47	40	10	☺
DC150-03-08.200A1-	8,2		35	89	47	40	10	☺
DC150-03-08.300A1-	8,3		35	89	47	40	10	☺
DC150-03-08.334A1-	8,334	21/64"	35	89	47	40	10	☺
DC150-03-08.400A1-	8,4		35	89	47	40	10	☺
DC150-03-08.500A1-	8,5		35	89	47	40	10	☺
DC150-03-08.600A1-	8,6		35	89	47	40	10	☺
DC150-03-08.700A1-	8,7		35	89	47	40	10	☺
DC150-03-08.731A1-	8,731	11/32"	35	89	47	40	10	☺
DC150-03-08.800A1-	8,8		35	89	47	40	10	☺
DC150-03-08.900A1-	8,9		35	89	47	40	10	☺
DC150-03-09.000A1-	9		35	89	47	40	10	☺
DC150-03-09.100A1-	9,1		35	89	47	40	10	☺
DC150-03-09.128A1-	9,128	23/64"	35	89	47	40	10	☺
DC150-03-09.200A1-	9,2		35	89	47	40	10	☺

刀具材质订购示例 WJ30RE: DC150-03-03.000A1-WJ30RE

刀具



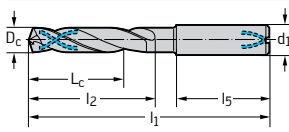
DIN 6535 HA

牌号	m7	Dc Inch/Nr	Lc mm	l1 mm	l2 mm	l5 mm	h6	WJ30RE
DC150-03-09.300A1-	9,3		35	89	47	40	10	☺
DC150-03-09.400A1-	9,4		35	89	47	40	10	☺
DC150-03-09.500A1-	9,5		35	89	47	40	10	☺
DC150-03-09.525A1-	9,525	3/8"	35	89	47	40	10	☺
DC150-03-09.600A1-	9,6		35	89	47	40	10	☺
DC150-03-09.700A1-	9,7		35	89	47	40	10	☺
DC150-03-09.800A1-	9,8		35	89	47	40	10	☺
DC150-03-09.900A1-	9,9		35	89	47	40	10	☺
DC150-03-09.922A1-	9,922	25/64"	35	89	47	40	10	☺
DC150-03-10.000A1-	10		35	89	47	40	10	☺
DC150-03-10.100A1-	10,1		40	102	55	45	12	☺
DC150-03-10.200A1-	10,2		40	102	55	45	12	☺
DC150-03-10.300A1-	10,3		40	102	55	45	12	☺
DC150-03-10.319A1-	10,319	13/32"	40	102	55	45	12	☺
DC150-03-10.400A1-	10,4		40	102	55	45	12	☺
DC150-03-10.500A1-	10,5		40	102	55	45	12	☺
DC150-03-10.600A1-	10,6		40	102	55	45	12	☺
DC150-03-10.700A1-	10,7		40	102	55	45	12	☺
DC150-03-10.716A1-	10,716	27/64"	40	102	55	45	12	☺
DC150-03-10.800A1-	10,8		40	102	55	45	12	☺
DC150-03-10.900A1-	10,9		40	102	55	45	12	☺
DC150-03-11.000A1-	11		40	102	55	45	12	☺
DC150-03-11.100A1-	11,1		40	102	55	45	12	☺
DC150-03-11.113A1-	11,113	7/16"	40	102	55	45	12	☺
DC150-03-11.200A1-	11,2		40	102	55	45	12	☺
DC150-03-11.300A1-	11,3		40	102	55	45	12	☺
DC150-03-11.400A1-	11,4		40	102	55	45	12	☺
DC150-03-11.500A1-	11,5		40	102	55	45	12	☺
DC150-03-11.509A1-	11,509	29/64"	40	102	55	45	12	☺
DC150-03-11.600A1-	11,6		40	102	55	45	12	☺
DC150-03-11.700A1-	11,7		40	102	55	45	12	☺
DC150-03-11.800A1-	11,8		40	102	55	45	12	☺
DC150-03-11.900A1-	11,9		40	102	55	45	12	☺
DC150-03-11.906A1-	11,906	15/32"	40	102	55	45	12	☺
DC150-03-12.000A1-	12		40	102	55	45	12	☺
DC150-03-12.100A1-	12,1		43	107	60	45	14	☺
DC150-03-12.200A1-	12,2		43	107	60	45	14	☺
DC150-03-12.300A1-	12,3		43	107	60	45	14	☺
DC150-03-12.303A1-	12,303	31/64"	43	107	60	45	14	☺
DC150-03-12.500A1-	12,5		43	107	60	45	14	☺
DC150-03-12.600A1-	12,6		43	107	60	45	14	☺
DC150-03-12.700A1-	12,7	1/2"	43	107	60	45	14	☺
DC150-03-12.800A1-	12,8		43	107	60	45	14	☺
DC150-03-12.900A1-	12,9		43	107	60	45	14	☺
DC150-03-13.000A1-	13		43	107	60	45	14	☺
DC150-03-13.100A1-	13,1		43	107	60	45	14	☺
DC150-03-13.200A1-	13,2		43	107	60	45	14	☺
DC150-03-13.300A1-	13,3		43	107	60	45	14	☺

刀具材质订购示例 WJ30RE: DC150-03-03.000A1-WJ30RE

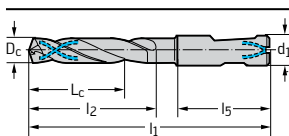
B1

刀具



DIN 6535 HA

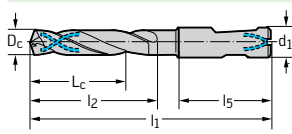
牌号	m7	Dc Inch/Nr	Lc mm	l1 mm	l2 mm	l5 mm	h6	WJ30RE
DC150-03-13.494A1-	13,494	17/32"	43	107	60	45	14	☺
DC150-03-13.500A1-	13,5		43	107	60	45	14	☺
DC150-03-13.800A1-	13,8		43	107	60	45	14	☺
DC150-03-14.000A1-	14		43	107	60	45	14	☺
DC150-03-14.100A1-	14,1		45	115	65	48	16	☺
DC150-03-14.200A1-	14,2		45	115	65	48	16	☺
DC150-03-14.288A1-	14,288	9/16"	45	115	65	48	16	☺
DC150-03-14.500A1-	14,5		45	115	65	48	16	☺
DC150-03-14.600A1-	14,6		45	115	65	48	16	☺
DC150-03-14.700A1-	14,7		45	115	65	48	16	☺
DC150-03-15.000A1-	15		45	115	65	48	16	☺
DC150-03-15.100A1-	15,1		45	115	65	48	16	☺
DC150-03-15.300A1-	15,3		45	115	65	48	16	☺
DC150-03-15.500A1-	15,5		45	115	65	48	16	☺
DC150-03-15.700A1-	15,7		45	115	65	48	16	☺
DC150-03-15.800A1-	15,8		45	115	65	48	16	☺
DC150-03-15.875A1-	15,875	5/8"	45	115	65	48	16	☺
DC150-03-16.000A1-	16		45	115	65	48	16	☺
DC150-03-16.300A1-	16,3		51	123	73	48	18	☺
DC150-03-16.500A1-	16,5		51	123	73	48	18	☺
DC150-03-16.700A1-	16,7		51	123	73	48	18	☺
DC150-03-17.000A1-	17		51	123	73	48	18	☺
DC150-03-17.500A1-	17,5		51	123	73	48	18	☺
DC150-03-18.000A1-	18		51	123	73	48	18	☺
DC150-03-18.500A1-	18,5		55	131	79	50	20	☺
DC150-03-19.000A1-	19		55	131	79	50	20	☺
DC150-03-19.050A1-	19,05	3/4"	55	131	79	50	20	☺
DC150-03-20.000A1-	20		55	131	79	50	20	☺
DC150-03-03.000D1-	3		14	62	20	36	6	☺
DC150-03-03.300D1-	3,3		14	62	20	36	6	☺
DC150-03-03.400D1-	3,4		14	62	20	36	6	☺
DC150-03-03.500D1-	3,5		14	62	20	36	6	☺
DC150-03-03.700D1-	3,7		14	62	20	36	6	☺
DC150-03-03.800D1-	3,8		17	66	24	36	6	☺
DC150-03-04.000D1-	4		17	66	24	36	6	☺
DC150-03-04.200D1-	4,2		17	66	24	36	6	☺
DC150-03-04.300D1-	4,3		17	66	24	36	6	☺
DC150-03-04.500D1-	4,5		17	66	24	36	6	☺
DC150-03-04.800D1-	4,8		20	66	28	36	6	☺
DC150-03-05.000D1-	5		20	66	28	36	6	☺
DC150-03-05.100D1-	5,1		20	66	28	36	6	☺
DC150-03-05.300D1-	5,3		20	66	28	36	6	☺
DC150-03-05.500D1-	5,5		20	66	28	36	6	☺
DC150-03-06.000D1-	6		20	66	28	36	6	☺
DC150-03-06.500D1-	6,5		24	79	34	36	8	☺
DC150-03-06.700D1-	6,7		24	79	34	36	8	☺
DC150-03-06.800D1-	6,8		24	79	34	36	8	☺
DC150-03-07.000D1-	7		24	79	34	36	8	☺



DIN 6535 HE, turned 180° DIN 6535 HB

刀具材质订购示例 WJ30RE: DC150-03-03.000A1-WJ30RE

刀具



DIN 6535 HE, turned 180° DIN 6535 HB

牌号	m7	Dc Inch/Nr	Lc mm	l1 mm	l2 mm	l5 mm	h6	WJ30RE
DC150-03-07.500D1-	7,5		29	79	41	36	8	☺
DC150-03-07.800D1-	7,8		29	79	41	36	8	☺
DC150-03-08.000D1-	8		29	79	41	36	8	☺
DC150-03-08.500D1-	8,5		35	89	47	40	10	☺
DC150-03-08.600D1-	8,6		35	89	47	40	10	☺
DC150-03-08.800D1-	8,8		35	89	47	40	10	☺
DC150-03-09.000D1-	9		35	89	47	40	10	☺
DC150-03-10.000D1-	10		35	89	47	40	10	☺
DC150-03-10.200D1-	10,2		40	102	55	45	12	☺
DC150-03-10.300D1-	10,3		40	102	55	45	12	☺
DC150-03-10.500D1-	10,5		40	102	55	45	12	☺
DC150-03-10.800D1-	10,8		40	102	55	45	12	☺
DC150-03-11.000D1-	11		40	102	55	45	12	☺
DC150-03-11.800D1-	11,8		40	102	55	45	12	☺
DC150-03-12.000D1-	12		40	102	55	45	12	☺
DC150-03-12.200D1-	12,2		43	107	60	45	14	☺
DC150-03-12.500D1-	12,5		43	107	60	45	14	☺
DC150-03-13.000D1-	13		43	107	60	45	14	☺
DC150-03-14.000D1-	14		43	107	60	45	14	☺
DC150-03-15.000D1-	15		45	115	65	48	16	☺
DC150-03-15.500D1-	15,5		45	115	65	48	16	☺
DC150-03-16.000D1-	16		45	115	65	48	16	☺
DC150-03-16.500D1-	16,5		51	123	73	48	18	☺
DC150-03-17.000D1-	17		51	123	73	48	18	☺
DC150-03-17.500D1-	17,5		51	123	73	48	18	☺
DC150-03-18.000D1-	18		51	123	73	48	18	☺
DC150-03-19.000D1-	19		55	131	79	50	20	☺
DC150-03-20.000D1-	20		55	131	79	50	20	☺

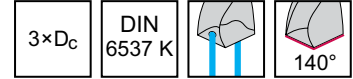
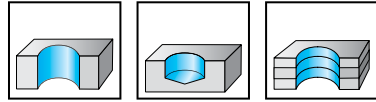
刀具材质订购示例 WJ30RE: DC150-03-03.000A1-WJ30RE

B1

带内冷孔的整体硬质合金钻头

A3289DPL

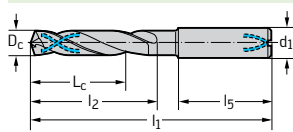
X-treme Plus



P	M	K	N	S	H	O
●●	●●	●●	●●	●●	●●	●

DPL

刀具



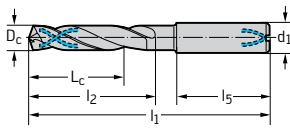
DIN 6535 HA

牌号	m7	Dc Inch/Nr	Lc mm	l1 mm	l2 mm	l5 mm	h6
A3289DPL-3	3		14	62	20	36	6
A3289DPL-3.1	3,1		14	62	20	36	6
A3289DPL-1/8IN	3,175	1/8"	14	62	20	36	6
A3289DPL-3.2	3,2		14	62	20	36	6
A3289DPL-3.3	3,3		14	62	20	36	6
A3289DPL-3.4	3,4		14	62	20	36	6
A3289DPL-3.5	3,5		14	62	20	36	6
A3289DPL-9/64IN	3,572	9/64"	14	62	20	36	6
A3289DPL-3.6	3,6		14	62	20	36	6
A3289DPL-3.7	3,7		14	62	20	36	6
A3289DPL-3.8	3,8		17	66	24	36	6
A3289DPL-3.9	3,9		17	66	24	36	6
A3289DPL-5/32IN	3,969	5/32"	17	66	24	36	6
A3289DPL-4	4		17	66	24	36	6
A3289DPL-4.1	4,1		17	66	24	36	6
A3289DPL-4.2	4,2		17	66	24	36	6
A3289DPL-4.3	4,3		17	66	24	36	6
A3289DPL-11/64IN	4,366	11/64"	17	66	24	36	6
A3289DPL-4.4	4,4		17	66	24	36	6
A3289DPL-4.5	4,5		17	66	24	36	6
A3289DPL-4.6	4,6		17	66	24	36	6
A3289DPL-4.65	4,65		17	66	24	36	6
A3289DPL-4.7	4,7		17	66	24	36	6
A3289DPL-3/16IN	4,763	3/16"	20	66	28	36	6
A3289DPL-4.8	4,8		20	66	28	36	6
A3289DPL-4.9	4,9		20	66	28	36	6
A3289DPL-5	5		20	66	28	36	6
A3289DPL-5.1	5,1		20	66	28	36	6
A3289DPL-13/64IN	5,159	13/64"	20	66	28	36	6
A3289DPL-5.2	5,2		20	66	28	36	6
A3289DPL-5.3	5,3		20	66	28	36	6
A3289DPL-5.4	5,4		20	66	28	36	6
A3289DPL-5.5	5,5		20	66	28	36	6
A3289DPL-5.55	5,55		20	66	28	36	6
A3289DPL-7/32IN	5,556	7/32"	20	66	28	36	6

**WALTER
SELECT**

●● 主要应用 ● 其他应用
 最佳刀具, 用于... → 良好的 = ☺ → 一般的 = ☹ → 不利的 = ☹ 加工条件

刀具

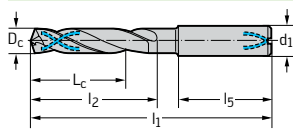


DIN 6535 HA

牌号	m7	Dc Inch/Nr	Lc mm	l1 mm	l2 mm	l5 mm	h6
A3289DPL-5.6	5,6		20	66	28	36	6
A3289DPL-5.7	5,7		20	66	28	36	6
A3289DPL-5.8	5,8		20	66	28	36	6
A3289DPL-5.9	5,9		20	66	28	36	6
A3289DPL-15/64IN	5,953	15/64"	20	66	28	36	6
A3289DPL-6	6		20	66	28	36	6
A3289DPL-6.1	6,1		24	79	34	36	8
A3289DPL-6.2	6,2		24	79	34	36	8
A3289DPL-6.3	6,3		24	79	34	36	8
A3289DPL-1/4IN	6,35	1/4"	24	79	34	36	8
A3289DPL-6.4	6,4		24	79	34	36	8
A3289DPL-6.5	6,5		24	79	34	36	8
A3289DPL-6.6	6,6		24	79	34	36	8
A3289DPL-6.7	6,7		24	79	34	36	8
A3289DPL-17/64IN	6,747	17/64"	24	79	34	36	8
A3289DPL-6.8	6,8		24	79	34	36	8
A3289DPL-6.9	6,9		24	79	34	36	8
A3289DPL-7	7		24	79	34	36	8
A3289DPL-7.1	7,1		29	79	41	36	8
A3289DPL-9/32IN	7,144	9/32"	29	79	41	36	8
A3289DPL-7.2	7,2		29	79	41	36	8
A3289DPL-7.3	7,3		29	79	41	36	8
A3289DPL-7.4	7,4		29	79	41	36	8
A3289DPL-7.5	7,5		29	79	41	36	8
A3289DPL-19/64IN	7,541	19/64"	29	79	41	36	8
A3289DPL-7.8	7,8		29	79	41	36	8
A3289DPL-7.9	7,9		29	79	41	36	8
A3289DPL-5/16IN	7,938	5/16"	29	79	41	36	8
A3289DPL-8	8		29	79	41	36	8
A3289DPL-8.1	8,1		35	89	47	40	10
A3289DPL-8.2	8,2		35	89	47	40	10
A3289DPL-8.3	8,3		35	89	47	40	10
A3289DPL-21/64IN	8,334	21/64"	35	89	47	40	10
A3289DPL-8.4	8,4		35	89	47	40	10
A3289DPL-8.5	8,5		35	89	47	40	10
A3289DPL-8.6	8,6		35	89	47	40	10
A3289DPL-8.7	8,7		35	89	47	40	10
A3289DPL-11/32IN	8,731	11/32"	35	89	47	40	10
A3289DPL-8.8	8,8		35	89	47	40	10
A3289DPL-9	9		35	89	47	40	10
A3289DPL-23/64IN	9,128	23/64"	35	89	47	40	10
A3289DPL-9.2	9,2		35	89	47	40	10
A3289DPL-9.3	9,3		35	89	47	40	10
A3289DPL-9.5	9,5		35	89	47	40	10
A3289DPL-3/8IN	9,525	3/8"	35	89	47	40	10
A3289DPL-9.6	9,6		35	89	47	40	10
A3289DPL-9.7	9,7		35	89	47	40	10
A3289DPL-9.8	9,8		35	89	47	40	10

B1

刀具



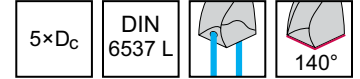
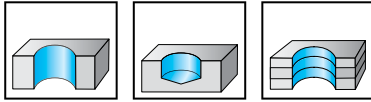
DIN 6535 HA

牌号	m7	D _c Inch/Nr	L _c mm	l ₁ mm	l ₂ mm	l ₅ mm	h6
A3289DPL-25/64IN	9,922	25/64"	35	89	47	40	10
A3289DPL-10	10		35	89	47	40	10
A3289DPL-10.1	10,1		40	102	55	45	12
A3289DPL-10.2	10,2		40	102	55	45	12
A3289DPL-10.3	10,3		40	102	55	45	12
A3289DPL-13/32IN	10,319	13/32"	40	102	55	45	12
A3289DPL-10.4	10,4		40	102	55	45	12
A3289DPL-10.5	10,5		40	102	55	45	12
A3289DPL-27/64IN	10,716	27/64"	40	102	55	45	12
A3289DPL-10.8	10,8		40	102	55	45	12
A3289DPL-11	11		40	102	55	45	12
A3289DPL-11.1	11,1		40	102	55	45	12
A3289DPL-7/16IN	11,113	7/16"	40	102	55	45	12
A3289DPL-11.2	11,2		40	102	55	45	12
A3289DPL-11.5	11,5		40	102	55	45	12
A3289DPL-29/64IN	11,509	29/64"	40	102	55	45	12
A3289DPL-11.7	11,7		40	102	55	45	12
A3289DPL-11.8	11,8		40	102	55	45	12
A3289DPL-15/32IN	11,906	15/32"	40	102	55	45	12
A3289DPL-12	12		40	102	55	45	12
A3289DPL-12.1	12,1		43	107	60	45	14
A3289DPL-12.2	12,2		43	107	60	45	14
A3289DPL-12.3	12,3		43	107	60	45	14
A3289DPL-31/64IN	12,303	31/64"	43	107	60	45	14
A3289DPL-12.5	12,5		43	107	60	45	14
A3289DPL-12.6	12,6		43	107	60	45	14
A3289DPL-1/2IN	12,7	1/2"	43	107	60	45	14
A3289DPL-13	13		43	107	60	45	14
A3289DPL-13.3	13,3		43	107	60	45	14
A3289DPL-17/32IN	13,494	17/32"	43	107	60	45	14
A3289DPL-13.5	13,5		43	107	60	45	14
A3289DPL-14	14		43	107	60	45	14
A3289DPL-9/16IN	14,288	9/16"	45	115	65	48	16
A3289DPL-14.5	14,5		45	115	65	48	16
A3289DPL-15	15		45	115	65	48	16
A3289DPL-15.5	15,5		45	115	65	48	16
A3289DPL-5/8IN	15,875	5/8"	45	115	65	48	16
A3289DPL-16	16		45	115	65	48	16
A3289DPL-16.5	16,5		51	123	73	48	18
A3289DPL-17	17		51	123	73	48	18
A3289DPL-17.5	17,5		51	123	73	48	18
A3289DPL-18	18		51	123	73	48	18
A3289DPL-3/4IN	19,05	3/4"	55	131	79	50	20
A3289DPL-20	20		55	131	79	50	20

整体硬质合金钻头 DC175 Supreme



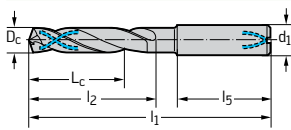
- Walter Precision cooling



	P	M	K	N	S	H	O
WJ30RZ	●	●●	●	●	●●	●	●

B1

刀具



DIN 6535 HA

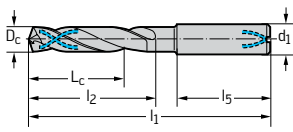
牌号	m7	Dc Inch/Nr	Lc mm	l1 mm	l2 mm	l5 mm	h6	WJ30RZ
DC175-05-03.000A1-	3		19	66	24	36	6	☺
DC175-05-03.100A1-	3,1		19	66	24	36	6	☺
DC175-05-03.175A1-	3,175	1/8"	19	66	24	36	6	☺
DC175-05-03.200A1-	3,2		19	66	24	36	6	☺
DC175-05-03.250A1-	3,25		19	66	24	36	6	☺
DC175-05-03.300A1-	3,3		19	66	24	36	6	☺
DC175-05-03.400A1-	3,4		19	66	24	36	6	☺
DC175-05-03.500A1-	3,5		19	66	24	36	6	☺
DC175-05-03.572A1-	3,572	9/64"	19	66	24	36	6	☺
DC175-05-03.600A1-	3,6		19	66	24	36	6	☺
DC175-05-03.700A1-	3,7		19	66	24	36	6	☺
DC175-05-03.800A1-	3,8		29	74	36	36	6	☺
DC175-05-03.900A1-	3,9		29	74	36	36	6	☺
DC175-05-03.969A1-	3,969	5/32"	29	74	36	36	6	☺
DC175-05-04.000A1-	4		29	74	36	36	6	☺
DC175-05-04.100A1-	4,1		29	74	36	36	6	☺
DC175-05-04.200A1-	4,2		29	74	36	36	6	☺
DC175-05-04.300A1-	4,3		29	74	36	36	6	☺
DC175-05-04.366A1-	4,366	11/64"	29	74	36	36	6	☺
DC175-05-04.400A1-	4,4		29	74	36	36	6	☺
DC175-05-04.500A1-	4,5		29	74	36	36	6	☺
DC175-05-04.600A1-	4,6		29	74	36	36	6	☺
DC175-05-04.650A1-	4,65		29	74	36	36	6	☺
DC175-05-04.700A1-	4,7		29	74	36	36	6	☺
DC175-05-04.763A1-	4,763	3/16"	35	82	44	36	6	☺
DC175-05-04.800A1-	4,8		35	82	44	36	6	☺
DC175-05-04.900A1-	4,9		35	82	44	36	6	☺
DC175-05-05.000A1-	5		35	82	44	36	6	☺
DC175-05-05.100A1-	5,1		35	82	44	36	6	☺
DC175-05-05.159A1-	5,159	13/64"	35	82	44	36	6	☺
DC175-05-05.200A1-	5,2		35	82	44	36	6	☺
DC175-05-05.300A1-	5,3		35	82	44	36	6	☺
DC175-05-05.400A1-	5,4		35	82	44	36	6	☺
DC175-05-05.500A1-	5,5		35	82	44	36	6	☺
DC175-05-05.550A1-	5,55		35	82	44	36	6	☺

对于直径 3 – 3.75, 总长度符合 DIN 6537 L, 开槽比 DIN 6537 L 短
刀具材质订购示例 WJ30RZ: DC175-05-03.000A1-WJ30RZ

WALTER
SELECT

●● 主要应用 ● 其他应用
最佳刀具, 用于... → 良好的 = ☺ → 一般的 = ☹ → 不利的 = ☹ 加工条件

刀具

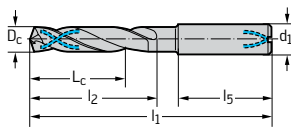


DIN 6535 HA

牌号	m7	Dc Inch/Nr	Lc mm	l1 mm	l2 mm	l5 mm	h6	WJ30RZ
DC175-05-05.556A1-	5,556	7/32"	35	82	44	36	6	☺
DC175-05-05.600A1-	5,6		35	82	44	36	6	☺
DC175-05-05.700A1-	5,7		35	82	44	36	6	☺
DC175-05-05.800A1-	5,8		35	82	44	36	6	☺
DC175-05-05.900A1-	5,9		35	82	44	36	6	☺
DC175-05-05.953A1-	5,953	15/64"	35	82	44	36	6	☺
DC175-05-06.000A1-	6		35	82	44	36	6	☺
DC175-05-06.100A1-	6,1		43	91	53	36	8	☺
DC175-05-06.200A1-	6,2		43	91	53	36	8	☺
DC175-05-06.300A1-	6,3		43	91	53	36	8	☺
DC175-05-06.350A1-	6,35	1/4"	43	91	53	36	8	☺
DC175-05-06.400A1-	6,4		43	91	53	36	8	☺
DC175-05-06.500A1-	6,5		43	91	53	36	8	☺
DC175-05-06.600A1-	6,6		43	91	53	36	8	☺
DC175-05-06.700A1-	6,7		43	91	53	36	8	☺
DC175-05-06.747A1-	6,747	17/64"	43	91	53	36	8	☺
DC175-05-06.800A1-	6,8		43	91	53	36	8	☺
DC175-05-06.900A1-	6,9		43	91	53	36	8	☺
DC175-05-07.000A1-	7		43	91	53	36	8	☺
DC175-05-07.100A1-	7,1		43	91	53	36	8	☺
DC175-05-07.144A1-	7,144	9/32"	43	91	53	36	8	☺
DC175-05-07.200A1-	7,2		43	91	53	36	8	☺
DC175-05-07.300A1-	7,3		43	91	53	36	8	☺
DC175-05-07.400A1-	7,4		43	91	53	36	8	☺
DC175-05-07.500A1-	7,5		43	91	53	36	8	☺
DC175-05-07.541A1-	7,541	19/64"	43	91	53	36	8	☺
DC175-05-07.600A1-	7,6		43	91	53	36	8	☺
DC175-05-07.700A1-	7,7		43	91	53	36	8	☺
DC175-05-07.800A1-	7,8		43	91	53	36	8	☺
DC175-05-07.900A1-	7,9		43	91	53	36	8	☺
DC175-05-07.938A1-	7,938	5/16"	43	91	53	36	8	☺
DC175-05-08.000A1-	8		43	91	53	36	8	☺
DC175-05-08.100A1-	8,1		49	103	61	40	10	☺
DC175-05-08.200A1-	8,2		49	103	61	40	10	☺
DC175-05-08.300A1-	8,3		49	103	61	40	10	☺
DC175-05-08.334A1-	8,334	21/64"	49	103	61	40	10	☺
DC175-05-08.400A1-	8,4		49	103	61	40	10	☺
DC175-05-08.500A1-	8,5		49	103	61	40	10	☺
DC175-05-08.600A1-	8,6		49	103	61	40	10	☺
DC175-05-08.700A1-	8,7		49	103	61	40	10	☺
DC175-05-08.731A1-	8,731	11/32"	49	103	61	40	10	☺
DC175-05-08.800A1-	8,8		49	103	61	40	10	☺
DC175-05-08.900A1-	8,9		49	103	61	40	10	☺
DC175-05-09.000A1-	9		49	103	61	40	10	☺
DC175-05-09.100A1-	9,1		49	103	61	40	10	☺
DC175-05-09.128A1-	9,128	23/64"	49	103	61	40	10	☺
DC175-05-09.200A1-	9,2		49	103	61	40	10	☺
DC175-05-09.300A1-	9,3		49	103	61	40	10	☺

对于直径 3 – 3.75, 总长度符合 DIN 6537 L, 开槽比 DIN 6537 L 短
 刀具材质订购示例 WJ30RZ: DC175-05-03.000A1-WJ30RZ

刀具



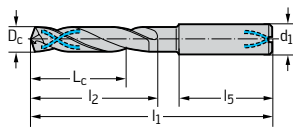
DIN 6535 HA

牌号	m7	Dc Inch/Nr	Lc mm	l1 mm	l2 mm	l5 mm	h6	WJ30RZ
DC175-05-09.400A1-	9,4		49	103	61	40	10	☺
DC175-05-09.500A1-	9,5		49	103	61	40	10	☺
DC175-05-09.525A1-	9,525	3/8"	49	103	61	40	10	☺
DC175-05-09.600A1-	9,6		49	103	61	40	10	☺
DC175-05-09.700A1-	9,7		49	103	61	40	10	☺
DC175-05-09.800A1-	9,8		49	103	61	40	10	☺
DC175-05-09.900A1-	9,9		49	103	61	40	10	☺
DC175-05-09.922A1-	9,922	25/64"	49	103	61	40	10	☺
DC175-05-10.000A1-	10		49	103	61	40	10	☺
DC175-05-10.100A1-	10,1		56	118	71	45	12	☺
DC175-05-10.200A1-	10,2		56	118	71	45	12	☺
DC175-05-10.300A1-	10,3		56	118	71	45	12	☺
DC175-05-10.319A1-	10,319	13/32"	56	118	71	45	12	☺
DC175-05-10.400A1-	10,4		56	118	71	45	12	☺
DC175-05-10.500A1-	10,5		56	118	71	45	12	☺
DC175-05-10.600A1-	10,6		56	118	71	45	12	☺
DC175-05-10.700A1-	10,7		56	118	71	45	12	☺
DC175-05-10.716A1-	10,716	27/64"	56	118	71	45	12	☺
DC175-05-10.800A1-	10,8		56	118	71	45	12	☺
DC175-05-10.900A1-	10,9		56	118	71	45	12	☺
DC175-05-11.000A1-	11		56	118	71	45	12	☺
DC175-05-11.100A1-	11,1		56	118	71	45	12	☺
DC175-05-11.113A1-	11,113	7/16"	56	118	71	45	12	☺
DC175-05-11.200A1-	11,2		56	118	71	45	12	☺
DC175-05-11.300A1-	11,3		56	118	71	45	12	☺
DC175-05-11.400A1-	11,4		56	118	71	45	12	☺
DC175-05-11.500A1-	11,5		56	118	71	45	12	☺
DC175-05-11.509A1-	11,509	29/64"	56	118	71	45	12	☺
DC175-05-11.600A1-	11,6		56	118	71	45	12	☺
DC175-05-11.700A1-	11,7		56	118	71	45	12	☺
DC175-05-11.800A1-	11,8		56	118	71	45	12	☺
DC175-05-11.900A1-	11,9		56	118	71	45	12	☺
DC175-05-12.000A1-	12		56	118	71	45	12	☺
DC175-05-12.100A1-	12,1		60	124	77	45	14	☺
DC175-05-12.200A1-	12,2		60	124	77	45	14	☺
DC175-05-12.300A1-	12,3		60	124	77	45	14	☺
DC175-05-12.303A1-	12,303	31/64"	60	124	77	45	14	☺
DC175-05-12.500A1-	12,5		60	124	77	45	14	☺
DC175-05-12.600A1-	12,6		60	124	77	45	14	☺
DC175-05-12.700A1-	12,7	1/2"	60	124	77	45	14	☺
DC175-05-12.800A1-	12,8		60	124	77	45	14	☺
DC175-05-13.000A1-	13		60	124	77	45	14	☺
DC175-05-13.100A1-	13,1		60	124	77	45	14	☺
DC175-05-13.300A1-	13,3		60	124	77	45	14	☺
DC175-05-13.494A1-	13,494	17/32"	60	124	77	45	14	☺
DC175-05-13.500A1-	13,5		60	124	77	45	14	☺
DC175-05-13.800A1-	13,8		60	124	77	45	14	☺
DC175-05-14.000A1-	14		60	124	77	45	14	☺

对于直径 3 – 3.75, 总长度符合 DIN 6537 L, 开槽比 DIN 6537 L 短
 刀具材质订购示例 WJ30RZ: DC175-05-03.000A1-WJ30RZ

B1

刀具

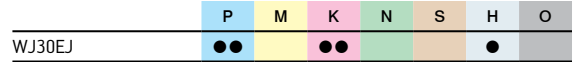
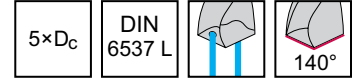
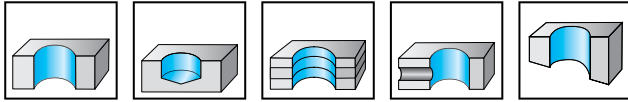


DIN 6535 HA

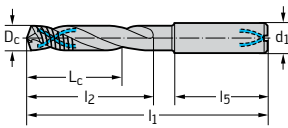
牌号	m7	Dc Inch/Nr	Lc mm	l1 mm	l2 mm	l5 mm	h6	WJ30RZ
DC175-05-14.200A1-	14,2		63	133	83	48	16	☺
DC175-05-14.288A1-	14,288	9/16"	63	133	83	48	16	☺
DC175-05-14.400A1-	14,4		63	133	83	48	16	☺
DC175-05-14.500A1-	14,5		63	133	83	48	16	☺
DC175-05-14.800A1-	14,8		63	133	83	48	16	☺
DC175-05-15.000A1-	15		63	133	83	48	16	☺
DC175-05-15.100A1-	15,1		63	133	83	48	16	☺
DC175-05-15.300A1-	15,3		63	133	83	48	16	☺
DC175-05-15.500A1-	15,5		63	133	83	48	16	☺
DC175-05-15.800A1-	15,8		63	133	83	48	16	☺
DC175-05-15.875A1-	15,875	5/8"	63	133	83	48	16	☺
DC175-05-16.000A1-	16		63	133	83	48	16	☺
DC175-05-16.500A1-	16,5		71	143	93	48	18	☺
DC175-05-17.000A1-	17		71	143	93	48	18	☺
DC175-05-17.500A1-	17,5		71	143	93	48	18	☺
DC175-05-18.000A1-	18		71	143	93	48	18	☺
DC175-05-18.500A1-	18,5		77	153	101	50	20	☺
DC175-05-19.000A1-	19		77	153	101	50	20	☺
DC175-05-19.500A1-	19,5		77	153	101	50	20	☺
DC175-05-20.000A1-	20		77	153	101	50	20	☺

对于直径 3 – 3.75, 总长度符合 DIN 6537 L, 开槽比 DIN 6537 L 短
 刀具材质订购示例 WJ30RZ: DC175-05-03.000A1-WJ30RZ

带内冷孔的整体硬质合金钻头 DC170 Supreme



刀具



DIN 6535 HA

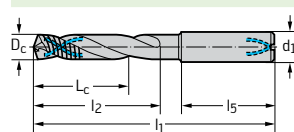
牌号	m7	Dc Inch/Nr	Lc mm	l1 mm	l2 mm	l5 mm	h6	WJ30EJ
DC170-05-03.000A1-	3		23	66	28	36	6	☺
DC170-05-03.100A1-	3,1		23	66	28	36	6	☺
DC170-05-03.175A1-	3,175	1/8"	23	66	28	36	6	☺
DC170-05-03.200A1-	3,2		23	66	28	36	6	☺
DC170-05-03.300A1-	3,3		23	66	28	36	6	☺
DC170-05-03.400A1-	3,4		23	66	28	36	6	☺
DC170-05-03.500A1-	3,5		23	66	28	36	6	☺
DC170-05-03.600A1-	3,6		23	66	28	36	6	☺
DC170-05-03.700A1-	3,7		23	66	28	36	6	☺
DC170-05-03.800A1-	3,8		29	74	36	36	6	☺
DC170-05-03.900A1-	3,9		29	74	36	36	6	☺
DC170-05-03.969A1-	3,969	5/32"	29	74	36	36	6	☺
DC170-05-04.000A1-	4		29	74	36	36	6	☺
DC170-05-04.100A1-	4,1		29	74	36	36	6	☺
DC170-05-04.200A1-	4,2		29	74	36	36	6	☺
DC170-05-04.300A1-	4,3		29	74	36	36	6	☺
DC170-05-04.366A1-	4,366	11/64"	29	74	36	36	6	☺
DC170-05-04.400A1-	4,4		29	74	36	36	6	☺
DC170-05-04.500A1-	4,5		29	74	36	36	6	☺
DC170-05-04.600A1-	4,6		29	74	36	36	6	☺
DC170-05-04.650A1-	4,65		29	74	36	36	6	☺
DC170-05-04.700A1-	4,7		29	74	36	36	6	☺
DC170-05-04.763A1-	4,763	3/16"	35	82	44	36	6	☺
DC170-05-04.800A1-	4,8		35	82	44	36	6	☺
DC170-05-04.900A1-	4,9		35	82	44	36	6	☺
DC170-05-05.000A1-	5		35	82	44	36	6	☺
DC170-05-05.100A1-	5,1		35	82	44	36	6	☺
DC170-05-05.159A1-	5,159	13/64"	35	82	44	36	6	☺
DC170-05-05.200A1-	5,2		35	82	44	36	6	☺
DC170-05-05.300A1-	5,3		35	82	44	36	6	☺
DC170-05-05.500A1-	5,5		35	82	44	36	6	☺
DC170-05-05.550A1-	5,55		35	82	44	36	6	☺
DC170-05-05.556A1-	5,556	7/32"	35	82	44	36	6	☺
DC170-05-05.600A1-	5,6		35	82	44	36	6	☺
DC170-05-05.700A1-	5,7		35	82	44	36	6	☺

刀具材质订购示例 WJ30EJ: DC170-05-03.000A1-WJ30EJ

WALTER
SELECT

●● 主要应用 ● 其他应用
最佳刀具, 用于... → 良好的 = ☺ → 一般的 = ☹ → 不利的 = ☹ 加工条件

刀具

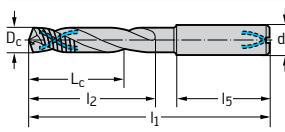


DIN 6535 HA

牌号	m7	Dc Inch/Nr	Lc mm	l1 mm	l2 mm	l5 mm	h6	WJ30EJ
DC170-05-05.800A1-	5,8		35	82	44	36	6	☺
DC170-05-05.900A1-	5,9		35	82	44	36	6	☺
DC170-05-05.953A1-	5,953	15/64"	35	82	44	36	6	☺
DC170-05-06.000A1-	6		35	82	44	36	6	☺
DC170-05-06.100A1-	6,1		43	91	53	36	8	☺
DC170-05-06.200A1-	6,2		43	91	53	36	8	☺
DC170-05-06.300A1-	6,3		43	91	53	36	8	☺
DC170-05-06.350A1-	6,35	1/4"	43	91	53	36	8	☺
DC170-05-06.400A1-	6,4		43	91	53	36	8	☺
DC170-05-06.500A1-	6,5		43	91	53	36	8	☺
DC170-05-06.600A1-	6,6		43	91	53	36	8	☺
DC170-05-06.700A1-	6,7		43	91	53	36	8	☺
DC170-05-06.747A1-	6,747	17/64"	43	91	53	36	8	☺
DC170-05-06.800A1-	6,8		43	91	53	36	8	☺
DC170-05-06.900A1-	6,9		43	91	53	36	8	☺
DC170-05-07.000A1-	7		43	91	53	36	8	☺
DC170-05-07.100A1-	7,1		43	91	53	36	8	☺
DC170-05-07.144A1-	7,144	9/32"	43	91	53	36	8	☺
DC170-05-07.200A1-	7,2		43	91	53	36	8	☺
DC170-05-07.300A1-	7,3		43	91	53	36	8	☺
DC170-05-07.400A1-	7,4		43	91	53	36	8	☺
DC170-05-07.500A1-	7,5		43	91	53	36	8	☺
DC170-05-07.800A1-	7,8		43	91	53	36	8	☺
DC170-05-07.900A1-	7,9		43	91	53	36	8	☺
DC170-05-07.938A1-	7,938	5/16"	43	91	53	36	8	☺
DC170-05-08.000A1-	8		43	91	53	36	8	☺
DC170-05-08.100A1-	8,1		49	103	61	40	10	☺
DC170-05-08.200A1-	8,2		49	103	61	40	10	☺
DC170-05-08.300A1-	8,3		49	103	61	40	10	☺
DC170-05-08.334A1-	8,334	21/64"	49	103	61	40	10	☺
DC170-05-08.400A1-	8,4		49	103	61	40	10	☺
DC170-05-08.500A1-	8,5		49	103	61	40	10	☺
DC170-05-08.600A1-	8,6		49	103	61	40	10	☺
DC170-05-08.700A1-	8,7		49	103	61	40	10	☺
DC170-05-08.731A1-	8,731	11/32"	49	103	61	40	10	☺
DC170-05-08.800A1-	8,8		49	103	61	40	10	☺
DC170-05-09.000A1-	9		49	103	61	40	10	☺
DC170-05-09.128A1-	9,128	23/64"	49	103	61	40	10	☺
DC170-05-09.200A1-	9,2		49	103	61	40	10	☺
DC170-05-09.300A1-	9,3		49	103	61	40	10	☺
DC170-05-09.500A1-	9,5		49	103	61	40	10	☺
DC170-05-09.525A1-	9,525	3/8"	49	103	61	40	10	☺
DC170-05-09.600A1-	9,6		49	103	61	40	10	☺
DC170-05-09.700A1-	9,7		49	103	61	40	10	☺
DC170-05-09.800A1-	9,8		49	103	61	40	10	☺
DC170-05-09.900A1-	9,9		49	103	61	40	10	☺
DC170-05-10.000A1-	10		49	103	61	40	10	☺
DC170-05-10.100A1-	10,1		56	118	71	45	12	☺

刀具材质订购示例 WJ30EJ: DC170-05-03.000A1-WJ30EJ

刀具



DIN 6535 HA

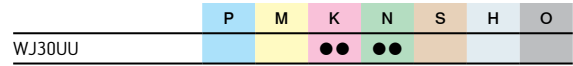
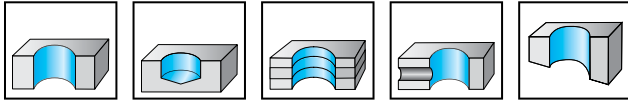
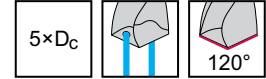
牌号	m7	Dc Inch/Nr	Lc mm	l1 mm	l2 mm	l5 mm	h6	WJ30EJ
DC170-05-10.200A1-	10,2		56	118	71	45	12	☺
DC170-05-10.300A1-	10,3		56	118	71	45	12	☺
DC170-05-10.319A1-	10,319	13/32"	56	118	71	45	12	☺
DC170-05-10.400A1-	10,4		56	118	71	45	12	☺
DC170-05-10.500A1-	10,5		56	118	71	45	12	☺
DC170-05-10.716A1-	10,716	27/64"	56	118	71	45	12	☺
DC170-05-10.800A1-	10,8		56	118	71	45	12	☺
DC170-05-11.000A1-	11		56	118	71	45	12	☺
DC170-05-11.100A1-	11,1		56	118	71	45	12	☺
DC170-05-11.113A1-	11,113	7/16"	56	118	71	45	12	☺
DC170-05-11.200A1-	11,2		56	118	71	45	12	☺
DC170-05-11.500A1-	11,5		56	118	71	45	12	☺
DC170-05-11.509A1-	11,509	29/64"	56	118	71	45	12	☺
DC170-05-11.800A1-	11,8		56	118	71	45	12	☺
DC170-05-11.906A1-	11,906	15/32"	56	118	71	45	12	☺
DC170-05-12.000A1-	12		56	118	71	45	12	☺
DC170-05-12.100A1-	12,1		60	124	77	45	14	☺
DC170-05-12.200A1-	12,2		60	124	77	45	14	☺
DC170-05-12.300A1-	12,3		60	124	77	45	14	☺
DC170-05-12.303A1-	12,303	31/64"	60	124	77	45	14	☺
DC170-05-12.500A1-	12,5		60	124	77	45	14	☺
DC170-05-12.700A1-	12,7	1/2"	60	124	77	45	14	☺
DC170-05-13.000A1-	13		60	124	77	45	14	☺
DC170-05-13.300A1-	13,3		60	124	77	45	14	☺
DC170-05-13.494A1-	13,494	17/32"	60	124	77	45	14	☺
DC170-05-13.500A1-	13,5		60	124	77	45	14	☺
DC170-05-14.000A1-	14		60	124	77	45	14	☺
DC170-05-14.288A1-	14,288	9/16"	63	133	83	48	16	☺
DC170-05-14.500A1-	14,5		63	133	83	48	16	☺
DC170-05-15.000A1-	15		63	133	83	48	16	☺
DC170-05-15.500A1-	15,5		63	133	83	48	16	☺
DC170-05-15.875A1-	15,875	5/8"	63	133	83	48	16	☺
DC170-05-16.000A1-	16		63	133	83	48	16	☺
DC170-05-16.500A1-	16,5		71	143	93	48	18	☺
DC170-05-17.000A1-	17		71	143	93	48	18	☺
DC170-05-17.500A1-	17,5		71	143	93	48	18	☺
DC170-05-18.000A1-	18		71	143	93	48	18	☺
DC170-05-18.500A1-	18,5		77	153	101	50	20	☺
DC170-05-19.000A1-	19		77	153	101	50	20	☺
DC170-05-19.050A1-	19,05	3/4"	77	153	101	50	20	☺
DC170-05-20.000A1-	20		77	153	101	50	20	☺

刀具材质订购示例 WJ30EJ: DC170-05-03.000A1-WJ30EJ

B1

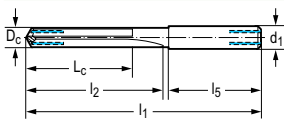
带内冷孔的整体硬质合金钻头，geradege。

DC165 Advance



B1

刀具



DIN 6535 HA

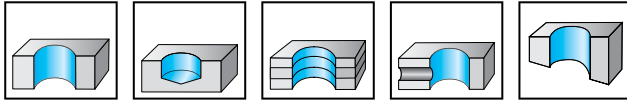
牌号	k6	Lc mm	l1 mm	l2 mm	l5 mm	d1 mm	WJ30UU
DC165-05-04.000A1-	4	16	74	31	36	6	☺
DC165-05-05.000A1-	5	22	82	40	36	6	☺
DC165-05-06.000A1-	6	22	82	40	36	6	☺
DC165-05-08.000A1-	8	29	91	49	36	8	☺
DC165-05-08.500A1-	8,5	37	103	57	40	10	☺
DC165-05-10.000A1-	10	37	103	57	40	10	☺
DC165-05-10.200A1-	10,2	43	118	67	45	12	☺
DC165-05-11.000A1-	11	43	118	67	45	12	☺
DC165-05-12.000A1-	12	43	118	67	45	12	☺
DC165-05-14.000A1-	14	45	124	73	45	14	☺
DC165-05-15.000A1-	15	55	133	79	48	16	☺
DC165-05-16.000A1-	16	55	133	79	48	16	☺

刀具材质订购示例 WJ30UU: DC165-05-04.000A1-WJ30UU

带内冷孔的整体硬质合金钻头

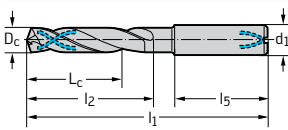
DC160 Advance

X-treme Evo



	P	M	K	N	S	H	O
WJ30ET	●●	●	●●●	●●●	●●●	●	●

刀具



DIN 6535 HA

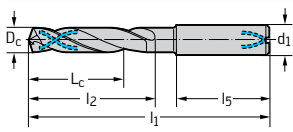
牌号	m7	Dc Inch/Nr	Lc mm	l1 mm	l2 mm	l5 mm	h6	WJ30ET
DC160-05-03.000A1-	3		23	66	28	36	6	☺
DC160-05-03.100A1-	3,1		23	66	28	36	6	☺
DC160-05-03.175A1-	3,175	1/8"	23	66	28	36	6	☺
DC160-05-03.200A1-	3,2		23	66	28	36	6	☺
DC160-05-03.250A1-	3,25		23	66	28	36	6	☺
DC160-05-03.300A1-	3,3		23	66	28	36	6	☺
DC160-05-03.400A1-	3,4		23	66	28	36	6	☺
DC160-05-03.500A1-	3,5		23	66	28	36	6	☺
DC160-05-03.572A1-	3,572	9/64"	23	66	28	36	6	☺
DC160-05-03.600A1-	3,6		23	66	28	36	6	☺
DC160-05-03.650A1-	3,65		23	66	28	36	6	☺
DC160-05-03.700A1-	3,7		23	66	28	36	6	☺
DC160-05-03.800A1-	3,8		29	74	36	36	6	☺
DC160-05-03.900A1-	3,9		29	74	36	36	6	☺
DC160-05-03.969A1-	3,969	5/32"	29	74	36	36	6	☺
DC160-05-04.000A1-	4		29	74	36	36	6	☺
DC160-05-04.100A1-	4,1		29	74	36	36	6	☺
DC160-05-04.200A1-	4,2		29	74	36	36	6	☺
DC160-05-04.300A1-	4,3		29	74	36	36	6	☺
DC160-05-04.366A1-	4,366	11/64"	29	74	36	36	6	☺
DC160-05-04.400A1-	4,4		29	74	36	36	6	☺
DC160-05-04.500A1-	4,5		29	74	36	36	6	☺
DC160-05-04.600A1-	4,6		29	74	36	36	6	☺
DC160-05-04.650A1-	4,65		29	74	36	36	6	☺
DC160-05-04.700A1-	4,7		29	74	36	36	6	☺
DC160-05-04.763A1-	4,763	3/16"	35	82	44	36	6	☺
DC160-05-04.800A1-	4,8		35	82	44	36	6	☺
DC160-05-04.900A1-	4,9		35	82	44	36	6	☺
DC160-05-05.000A1-	5		35	82	44	36	6	☺
DC160-05-05.100A1-	5,1		35	82	44	36	6	☺
DC160-05-05.159A1-	5,159	13/64"	35	82	44	36	6	☺
DC160-05-05.200A1-	5,2		35	82	44	36	6	☺
DC160-05-05.300A1-	5,3		35	82	44	36	6	☺
DC160-05-05.400A1-	5,4		35	82	44	36	6	☺
DC160-05-05.500A1-	5,5		35	82	44	36	6	☺

刀具材质订购示例 WJ30ET: DC160-05-03.000A1-WJ30ET

WALTER
SELECT

●● 主要应用 ● 其他应用
最佳刀具, 用于... → 良好的 = ☺ → 一般的 = ☹ → 不利的 = ☹ 加工条件

刀具

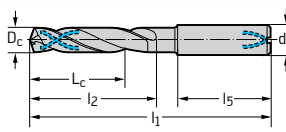


DIN 6535 HA

牌号	m7	Dc Inch/Nr	Lc mm	l1 mm	l2 mm	l5 mm	h6	WJ30ET
DC160-05-05.550A1-	5,55		35	82	44	36	6	☺
DC160-05-05.556A1-	5,556	7/32"	35	82	44	36	6	☺
DC160-05-05.600A1-	5,6		35	82	44	36	6	☺
DC160-05-05.700A1-	5,7		35	82	44	36	6	☺
DC160-05-05.800A1-	5,8		35	82	44	36	6	☺
DC160-05-05.900A1-	5,9		35	82	44	36	6	☺
DC160-05-05.953A1-	5,953	15/64"	35	82	44	36	6	☺
DC160-05-06.000A1-	6		35	82	44	36	6	☺
DC160-05-06.100A1-	6,1		43	91	53	36	8	☺
DC160-05-06.200A1-	6,2		43	91	53	36	8	☺
DC160-05-06.300A1-	6,3		43	91	53	36	8	☺
DC160-05-06.350A1-	6,35	1/4"	43	91	53	36	8	☺
DC160-05-06.400A1-	6,4		43	91	53	36	8	☺
DC160-05-06.500A1-	6,5		43	91	53	36	8	☺
DC160-05-06.600A1-	6,6		43	91	53	36	8	☺
DC160-05-06.700A1-	6,7		43	91	53	36	8	☺
DC160-05-06.747A1-	6,747	17/64"	43	91	53	36	8	☺
DC160-05-06.800A1-	6,8		43	91	53	36	8	☺
DC160-05-06.900A1-	6,9		43	91	53	36	8	☺
DC160-05-07.000A1-	7		43	91	53	36	8	☺
DC160-05-07.100A1-	7,1		43	91	53	36	8	☺
DC160-05-07.144A1-	7,144	9/32"	43	91	53	36	8	☺
DC160-05-07.200A1-	7,2		43	91	53	36	8	☺
DC160-05-07.300A1-	7,3		43	91	53	36	8	☺
DC160-05-07.400A1-	7,4		43	91	53	36	8	☺
DC160-05-07.500A1-	7,5		43	91	53	36	8	☺
DC160-05-07.541A1-	7,541	19/64"	43	91	53	36	8	☺
DC160-05-07.550A1-	7,55		43	91	53	36	8	☺
DC160-05-07.600A1-	7,6		43	91	53	36	8	☺
DC160-05-07.700A1-	7,7		43	91	53	36	8	☺
DC160-05-07.800A1-	7,8		43	91	53	36	8	☺
DC160-05-07.900A1-	7,9		43	91	53	36	8	☺
DC160-05-07.938A1-	7,938	5/16"	43	91	53	36	8	☺
DC160-05-08.000A1-	8		43	91	53	36	8	☺
DC160-05-08.100A1-	8,1		49	103	61	40	10	☺
DC160-05-08.200A1-	8,2		49	103	61	40	10	☺
DC160-05-08.300A1-	8,3		49	103	61	40	10	☺
DC160-05-08.334A1-	8,334	21/64"	49	103	61	40	10	☺
DC160-05-08.400A1-	8,4		49	103	61	40	10	☺
DC160-05-08.500A1-	8,5		49	103	61	40	10	☺
DC160-05-08.600A1-	8,6		49	103	61	40	10	☺
DC160-05-08.700A1-	8,7		49	103	61	40	10	☺
DC160-05-08.731A1-	8,731	11/32"	49	103	61	40	10	☺
DC160-05-08.800A1-	8,8		49	103	61	40	10	☺
DC160-05-08.900A1-	8,9		49	103	61	40	10	☺
DC160-05-09.000A1-	9		49	103	61	40	10	☺
DC160-05-09.100A1-	9,1		49	103	61	40	10	☺
DC160-05-09.128A1-	9,128	23/64"	49	103	61	40	10	☺

刀具材质订购示例 WJ30ET: DC160-05-03.000A1-WJ30ET

刀具



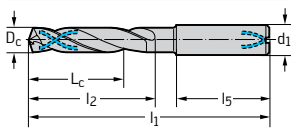
DIN 6535 HA

牌号	m7	Dc Inch/Nr	Lc mm	l1 mm	l2 mm	l5 mm	h6	WJ30ET
DC160-05-09.200A1-	9,2		49	103	61	40	10	☺
DC160-05-09.300A1-	9,3		49	103	61	40	10	☺
DC160-05-09.400A1-	9,4		49	103	61	40	10	☺
DC160-05-09.500A1-	9,5		49	103	61	40	10	☺
DC160-05-09.525A1-	9,525	3/8"	49	103	61	40	10	☺
DC160-05-09.550A1-	9,55		49	103	61	40	10	☺
DC160-05-09.600A1-	9,6		49	103	61	40	10	☺
DC160-05-09.700A1-	9,7		49	103	61	40	10	☺
DC160-05-09.800A1-	9,8		49	103	61	40	10	☺
DC160-05-09.900A1-	9,9		49	103	61	40	10	☺
DC160-05-09.922A1-	9,922	25/64"	49	103	61	40	10	☺
DC160-05-10.000A1-	10		49	103	61	40	10	☺
DC160-05-10.100A1-	10,1		56	118	71	45	12	☺
DC160-05-10.200A1-	10,2		56	118	71	45	12	☺
DC160-05-10.300A1-	10,3		56	118	71	45	12	☺
DC160-05-10.319A1-	10,319	13/32"	56	118	71	45	12	☺
DC160-05-10.400A1-	10,4		56	118	71	45	12	☺
DC160-05-10.500A1-	10,5		56	118	71	45	12	☺
DC160-05-10.600A1-	10,6		56	118	71	45	12	☺
DC160-05-10.700A1-	10,7		56	118	71	45	12	☺
DC160-05-10.716A1-	10,716	27/64"	56	118	71	45	12	☺
DC160-05-10.800A1-	10,8		56	118	71	45	12	☺
DC160-05-10.900A1-	10,9		56	118	71	45	12	☺
DC160-05-11.000A1-	11		56	118	71	45	12	☺
DC160-05-11.100A1-	11,1		56	118	71	45	12	☺
DC160-05-11.113A1-	11,113	7/16"	56	118	71	45	12	☺
DC160-05-11.200A1-	11,2		56	118	71	45	12	☺
DC160-05-11.300A1-	11,3		56	118	71	45	12	☺
DC160-05-11.400A1-	11,4		56	118	71	45	12	☺
DC160-05-11.500A1-	11,5		56	118	71	45	12	☺
DC160-05-11.509A1-	11,509	29/64"	56	118	71	45	12	☺
DC160-05-11.550A1-	11,55		56	118	71	45	12	☺
DC160-05-11.600A1-	11,6		56	118	71	45	12	☺
DC160-05-11.700A1-	11,7		56	118	71	45	12	☺
DC160-05-11.800A1-	11,8		56	118	71	45	12	☺
DC160-05-11.900A1-	11,9		56	118	71	45	12	☺
DC160-05-11.906A1-	11,906	15/32"	56	118	71	45	12	☺
DC160-05-12.000A1-	12		56	118	71	45	12	☺
DC160-05-12.100A1-	12,1		60	124	77	45	14	☺
DC160-05-12.200A1-	12,2		60	124	77	45	14	☺
DC160-05-12.250A1-	12,25		60	124	77	45	14	☺
DC160-05-12.300A1-	12,3		60	124	77	45	14	☺
DC160-05-12.303A1-	12,303	31/64"	60	124	77	45	14	☺
DC160-05-12.400A1-	12,4		60	124	77	45	14	☺
DC160-05-12.500A1-	12,5		60	124	77	45	14	☺
DC160-05-12.600A1-	12,6		60	124	77	45	14	☺
DC160-05-12.700A1-	12,7	1/2"	60	124	77	45	14	☺
DC160-05-12.750A1-	12,75		60	124	77	45	14	☺

刀具材质订购示例 WJ30ET: DC160-05-03.000A1-WJ30ET

B1

刀具

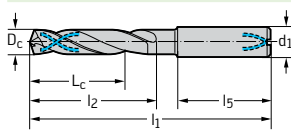


DIN 6535 HA

牌号	m7	Dc Inch/Nr	Lc mm	l1 mm	l2 mm	l5 mm	h6	WJ30ET
DC160-05-12.800A1-	12,8		60	124	77	45	14	☺
DC160-05-12.900A1-	12,9		60	124	77	45	14	☺
DC160-05-13.000A1-	13		60	124	77	45	14	☺
DC160-05-13.100A1-	13,1		60	124	77	45	14	☺
DC160-05-13.200A1-	13,2		60	124	77	45	14	☺
DC160-05-13.300A1-	13,3		60	124	77	45	14	☺
DC160-05-13.400A1-	13,4		60	124	77	45	14	☺
DC160-05-13.494A1-	13,494	17/32"	60	124	77	45	14	☺
DC160-05-13.500A1-	13,5		60	124	77	45	14	☺
DC160-05-13.600A1-	13,6		60	124	77	45	14	☺
DC160-05-13.700A1-	13,7		60	124	77	45	14	☺
DC160-05-13.800A1-	13,8		60	124	77	45	14	☺
DC160-05-13.900A1-	13,9		60	124	77	45	14	☺
DC160-05-14.000A1-	14		60	124	77	45	14	☺
DC160-05-14.100A1-	14,1		63	133	83	48	16	☺
DC160-05-14.200A1-	14,2		63	133	83	48	16	☺
DC160-05-14.288A1-	14,288	9/16"	63	133	83	48	16	☺
DC160-05-14.300A1-	14,3		63	133	83	48	16	☺
DC160-05-14.400A1-	14,4		63	133	83	48	16	☺
DC160-05-14.500A1-	14,5		63	133	83	48	16	☺
DC160-05-14.600A1-	14,6		63	133	83	48	16	☺
DC160-05-14.700A1-	14,7		63	133	83	48	16	☺
DC160-05-14.750A1-	14,75		63	133	83	48	16	☺
DC160-05-14.800A1-	14,8		63	133	83	48	16	☺
DC160-05-14.900A1-	14,9		63	133	83	48	16	☺
DC160-05-15.000A1-	15		63	133	83	48	16	☺
DC160-05-15.100A1-	15,1		63	133	83	48	16	☺
DC160-05-15.200A1-	15,2		63	133	83	48	16	☺
DC160-05-15.300A1-	15,3		63	133	83	48	16	☺
DC160-05-15.400A1-	15,4		63	133	83	48	16	☺
DC160-05-15.500A1-	15,5		63	133	83	48	16	☺
DC160-05-15.600A1-	15,6		63	133	83	48	16	☺
DC160-05-15.700A1-	15,7		63	133	83	48	16	☺
DC160-05-15.800A1-	15,8		63	133	83	48	16	☺
DC160-05-15.875A1-	15,875	5/8"	63	133	83	48	16	☺
DC160-05-15.900A1-	15,9		63	133	83	48	16	☺
DC160-05-16.000A1-	16		63	133	83	48	16	☺
DC160-05-16.100A1-	16,1		71	143	93	48	18	☺
DC160-05-16.200A1-	16,2		71	143	93	48	18	☺
DC160-05-16.300A1-	16,3		71	143	93	48	18	☺
DC160-05-16.400A1-	16,4		71	143	93	48	18	☺
DC160-05-16.500A1-	16,5		71	143	93	48	18	☺
DC160-05-16.600A1-	16,6		71	143	93	48	18	☺
DC160-05-16.700A1-	16,7		71	143	93	48	18	☺
DC160-05-16.750A1-	16,75		71	143	93	48	18	☺
DC160-05-16.800A1-	16,8		71	143	93	48	18	☺
DC160-05-16.900A1-	16,9		71	143	93	48	18	☺
DC160-05-17.000A1-	17		71	143	93	48	18	☺

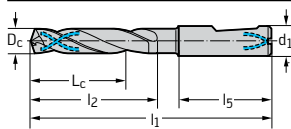
刀具材质订购示例 WJ30ET: DC160-05-03.000A1-WJ30ET

刀具



DIN 6535 HA

牌号	m7	Dc Inch/Nr	Lc mm	l1 mm	l2 mm	l5 mm	h6	WJ30ET
DC160-05-17.100A1-	17,1		71	143	93	48	18	☺
DC160-05-17.200A1-	17,2		71	143	93	48	18	☺
DC160-05-17.300A1-	17,3		71	143	93	48	18	☺
DC160-05-17.400A1-	17,4		71	143	93	48	18	☺
DC160-05-17.500A1-	17,5		71	143	93	48	18	☺
DC160-05-17.600A1-	17,6		71	143	93	48	18	☺
DC160-05-17.700A1-	17,7		71	143	93	48	18	☺
DC160-05-17.800A1-	17,8		71	143	93	48	18	☺
DC160-05-17.900A1-	17,9		71	143	93	48	18	☺
DC160-05-18.000A1-	18		71	143	93	48	18	☺
DC160-05-18.100A1-	18,1		77	153	101	50	20	☺
DC160-05-18.200A1-	18,2		77	153	101	50	20	☺
DC160-05-18.300A1-	18,3		77	153	101	50	20	☺
DC160-05-18.400A1-	18,4		77	153	101	50	20	☺
DC160-05-18.500A1-	18,5		77	153	101	50	20	☺
DC160-05-18.600A1-	18,6		77	153	101	50	20	☺
DC160-05-18.700A1-	18,7		77	153	101	50	20	☺
DC160-05-18.800A1-	18,8		77	153	101	50	20	☺
DC160-05-18.900A1-	18,9		77	153	101	50	20	☺
DC160-05-19.000A1-	19		77	153	101	50	20	☺
DC160-05-19.050A1-	19,05	3/4"	77	153	101	50	20	☺
DC160-05-19.100A1-	19,1		77	153	101	50	20	☺
DC160-05-19.200A1-	19,2		77	153	101	50	20	☺
DC160-05-19.300A1-	19,3		77	153	101	50	20	☺
DC160-05-19.400A1-	19,4		77	153	101	50	20	☺
DC160-05-19.500A1-	19,5		77	153	101	50	20	☺
DC160-05-19.600A1-	19,6		77	153	101	50	20	☺
DC160-05-19.700A1-	19,7		77	153	101	50	20	☺
DC160-05-19.800A1-	19,8		77	153	101	50	20	☺
DC160-05-19.900A1-	19,9		77	153	101	50	20	☺
DC160-05-20.000A1-	20		77	153	101	50	20	☺
DC160-05-20.500A1-	20,5		86	166	108	56	25	☺
DC160-05-21.000A1-	21		86	166	108	56	25	☺
DC160-05-21.500A1-	21,5		86	166	108	56	25	☺
DC160-05-22.000A1-	22		86	166	108	56	25	☺
DC160-05-22.500A1-	22,5		91	173	115	56	25	☺
DC160-05-23.000A1-	23		91	173	115	56	25	☺
DC160-05-23.500A1-	23,5		91	173	115	56	25	☺
DC160-05-24.000A1-	24		91	173	115	56	25	☺
DC160-05-24.500A1-	24,5		97	180	122	56	25	☺
DC160-05-25.000A1-	25		97	180	122	56	25	☺
DC160-05-03.000F1-	3		23	66	28	36	6	☺
DC160-05-03.100F1-	3,1		23	66	28	36	6	☺
DC160-05-03.200F1-	3,2		23	66	28	36	6	☺
DC160-05-03.250F1-	3,25		23	66	28	36	6	☺
DC160-05-03.300F1-	3,3		23	66	28	36	6	☺
DC160-05-03.400F1-	3,4		23	66	28	36	6	☺
DC160-05-03.500F1-	3,5		23	66	28	36	6	☺

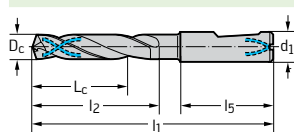


DIN 6535 HE

刀具材质订购示例 WJ30ET: DC160-05-03.000A1-WJ30ET

B1

刀具

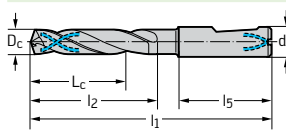


DIN 6535 HE

牌号	m7	Dc Inch/Nr	Lc mm	l1 mm	l2 mm	l5 mm	h6	WJ30ET
DC160-05-03.600F1-	3,6		23	66	28	36	6	☺
DC160-05-03.650F1-	3,65		23	66	28	36	6	☺
DC160-05-03.700F1-	3,7		23	66	28	36	6	☺
DC160-05-03.800F1-	3,8		29	74	36	36	6	☺
DC160-05-03.900F1-	3,9		29	74	36	36	6	☺
DC160-05-04.000F1-	4		29	74	36	36	6	☺
DC160-05-04.100F1-	4,1		29	74	36	36	6	☺
DC160-05-04.200F1-	4,2		29	74	36	36	6	☺
DC160-05-04.300F1-	4,3		29	74	36	36	6	☺
DC160-05-04.400F1-	4,4		29	74	36	36	6	☺
DC160-05-04.500F1-	4,5		29	74	36	36	6	☺
DC160-05-04.600F1-	4,6		29	74	36	36	6	☺
DC160-05-04.650F1-	4,65		29	74	36	36	6	☺
DC160-05-04.700F1-	4,7		29	74	36	36	6	☺
DC160-05-04.800F1-	4,8		35	82	44	36	6	☺
DC160-05-04.900F1-	4,9		35	82	44	36	6	☺
DC160-05-05.000F1-	5		35	82	44	36	6	☺
DC160-05-05.100F1-	5,1		35	82	44	36	6	☺
DC160-05-05.200F1-	5,2		35	82	44	36	6	☺
DC160-05-05.300F1-	5,3		35	82	44	36	6	☺
DC160-05-05.400F1-	5,4		35	82	44	36	6	☺
DC160-05-05.500F1-	5,5		35	82	44	36	6	☺
DC160-05-05.550F1-	5,55		35	82	44	36	6	☺
DC160-05-05.600F1-	5,6		35	82	44	36	6	☺
DC160-05-05.700F1-	5,7		35	82	44	36	6	☺
DC160-05-05.800F1-	5,8		35	82	44	36	6	☺
DC160-05-05.900F1-	5,9		35	82	44	36	6	☺
DC160-05-06.000F1-	6		35	82	44	36	6	☺
DC160-05-06.100F1-	6,1		43	91	53	36	8	☺
DC160-05-06.200F1-	6,2		43	91	53	36	8	☺
DC160-05-06.300F1-	6,3		43	91	53	36	8	☺
DC160-05-06.400F1-	6,4		43	91	53	36	8	☺
DC160-05-06.500F1-	6,5		43	91	53	36	8	☺
DC160-05-06.600F1-	6,6		43	91	53	36	8	☺
DC160-05-06.700F1-	6,7		43	91	53	36	8	☺
DC160-05-06.800F1-	6,8		43	91	53	36	8	☺
DC160-05-06.900F1-	6,9		43	91	53	36	8	☺
DC160-05-07.000F1-	7		43	91	53	36	8	☺
DC160-05-07.100F1-	7,1		43	91	53	36	8	☺
DC160-05-07.200F1-	7,2		43	91	53	36	8	☺
DC160-05-07.300F1-	7,3		43	91	53	36	8	☺
DC160-05-07.400F1-	7,4		43	91	53	36	8	☺
DC160-05-07.500F1-	7,5		43	91	53	36	8	☺
DC160-05-07.550F1-	7,55		43	91	53	36	8	☺
DC160-05-07.600F1-	7,6		43	91	53	36	8	☺
DC160-05-07.700F1-	7,7		43	91	53	36	8	☺
DC160-05-07.800F1-	7,8		43	91	53	36	8	☺
DC160-05-07.900F1-	7,9		43	91	53	36	8	☺

刀具材质订购示例 WJ30ET: DC160-05-03.000A1-WJ30ET

刀具



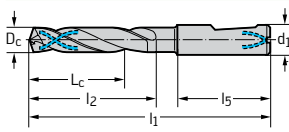
DIN 6535 HE

牌号	m7	Dc Inch/Nr	Lc mm	l1 mm	l2 mm	l5 mm	h6	WJ30ET
DC160-05-08.000F1-	8		43	91	53	36	8	☺
DC160-05-08.100F1-	8,1		49	103	61	40	10	☺
DC160-05-08.200F1-	8,2		49	103	61	40	10	☺
DC160-05-08.300F1-	8,3		49	103	61	40	10	☺
DC160-05-08.400F1-	8,4		49	103	61	40	10	☺
DC160-05-08.500F1-	8,5		49	103	61	40	10	☺
DC160-05-08.600F1-	8,6		49	103	61	40	10	☺
DC160-05-08.700F1-	8,7		49	103	61	40	10	☺
DC160-05-08.800F1-	8,8		49	103	61	40	10	☺
DC160-05-08.900F1-	8,9		49	103	61	40	10	☺
DC160-05-09.000F1-	9		49	103	61	40	10	☺
DC160-05-09.100F1-	9,1		49	103	61	40	10	☺
DC160-05-09.200F1-	9,2		49	103	61	40	10	☺
DC160-05-09.300F1-	9,3		49	103	61	40	10	☺
DC160-05-09.400F1-	9,4		49	103	61	40	10	☺
DC160-05-09.500F1-	9,5		49	103	61	40	10	☺
DC160-05-09.550F1-	9,55		49	103	61	40	10	☺
DC160-05-09.600F1-	9,6		49	103	61	40	10	☺
DC160-05-09.700F1-	9,7		49	103	61	40	10	☺
DC160-05-09.800F1-	9,8		49	103	61	40	10	☺
DC160-05-09.900F1-	9,9		49	103	61	40	10	☺
DC160-05-10.000F1-	10		49	103	61	40	10	☺
DC160-05-10.100F1-	10,1		56	118	71	45	12	☺
DC160-05-10.200F1-	10,2		56	118	71	45	12	☺
DC160-05-10.300F1-	10,3		56	118	71	45	12	☺
DC160-05-10.400F1-	10,4		56	118	71	45	12	☺
DC160-05-10.500F1-	10,5		56	118	71	45	12	☺
DC160-05-10.600F1-	10,6		56	118	71	45	12	☺
DC160-05-10.700F1-	10,7		56	118	71	45	12	☺
DC160-05-10.800F1-	10,8		56	118	71	45	12	☺
DC160-05-10.900F1-	10,9		56	118	71	45	12	☺
DC160-05-11.000F1-	11		56	118	71	45	12	☺
DC160-05-11.100F1-	11,1		56	118	71	45	12	☺
DC160-05-11.200F1-	11,2		56	118	71	45	12	☺
DC160-05-11.300F1-	11,3		56	118	71	45	12	☺
DC160-05-11.400F1-	11,4		56	118	71	45	12	☺
DC160-05-11.500F1-	11,5		56	118	71	45	12	☺
DC160-05-11.550F1-	11,55		56	118	71	45	12	☺
DC160-05-11.600F1-	11,6		56	118	71	45	12	☺
DC160-05-11.700F1-	11,7		56	118	71	45	12	☺
DC160-05-11.800F1-	11,8		56	118	71	45	12	☺
DC160-05-11.900F1-	11,9		56	118	71	45	12	☺
DC160-05-12.000F1-	12		56	118	71	45	12	☺
DC160-05-12.100F1-	12,1		60	124	77	45	14	☺
DC160-05-12.200F1-	12,2		60	124	77	45	14	☺
DC160-05-12.250F1-	12,25		60	124	77	45	14	☺
DC160-05-12.300F1-	12,3		60	124	77	45	14	☺
DC160-05-12.400F1-	12,4		60	124	77	45	14	☺

刀具材质订购示例 WJ30ET: DC160-05-03.000A1-WJ30ET

B1

刀具

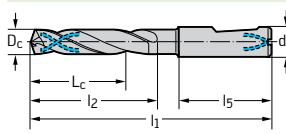


DIN 6535 HE

牌号	m7	Dc Inch/Nr	Lc mm	l1 mm	l2 mm	l5 mm	h6	WJ30ET
DC160-05-12.500F1-	12,5		60	124	77	45	14	☺
DC160-05-12.600F1-	12,6		60	124	77	45	14	☺
DC160-05-12.700F1-	12,7	1/2"	60	124	77	45	14	☺
DC160-05-12.750F1-	12,75		60	124	77	45	14	☺
DC160-05-12.800F1-	12,8		60	124	77	45	14	☺
DC160-05-12.900F1-	12,9		60	124	77	45	14	☺
DC160-05-13.000F1-	13		60	124	77	45	14	☺
DC160-05-13.100F1-	13,1		60	124	77	45	14	☺
DC160-05-13.200F1-	13,2		60	124	77	45	14	☺
DC160-05-13.300F1-	13,3		60	124	77	45	14	☺
DC160-05-13.400F1-	13,4		60	124	77	45	14	☺
DC160-05-13.500F1-	13,5		60	124	77	45	14	☺
DC160-05-13.600F1-	13,6		60	124	77	45	14	☺
DC160-05-13.700F1-	13,7		60	124	77	45	14	☺
DC160-05-13.800F1-	13,8		60	124	77	45	14	☺
DC160-05-13.900F1-	13,9		60	124	77	45	14	☺
DC160-05-14.000F1-	14		60	124	77	45	14	☺
DC160-05-14.100F1-	14,1		63	133	83	48	16	☺
DC160-05-14.200F1-	14,2		63	133	83	48	16	☺
DC160-05-14.300F1-	14,3		63	133	83	48	16	☺
DC160-05-14.400F1-	14,4		63	133	83	48	16	☺
DC160-05-14.500F1-	14,5		63	133	83	48	16	☺
DC160-05-14.600F1-	14,6		63	133	83	48	16	☺
DC160-05-14.700F1-	14,7		63	133	83	48	16	☺
DC160-05-14.750F1-	14,75		63	133	83	48	16	☺
DC160-05-14.800F1-	14,8		63	133	83	48	16	☺
DC160-05-14.900F1-	14,9		63	133	83	48	16	☺
DC160-05-15.000F1-	15		63	133	83	48	16	☺
DC160-05-15.100F1-	15,1		63	133	83	48	16	☺
DC160-05-15.200F1-	15,2		63	133	83	48	16	☺
DC160-05-15.300F1-	15,3		63	133	83	48	16	☺
DC160-05-15.400F1-	15,4		63	133	83	48	16	☺
DC160-05-15.500F1-	15,5		63	133	83	48	16	☺
DC160-05-15.600F1-	15,6		63	133	83	48	16	☺
DC160-05-15.700F1-	15,7		63	133	83	48	16	☺
DC160-05-15.800F1-	15,8		63	133	83	48	16	☺
DC160-05-15.900F1-	15,9		63	133	83	48	16	☺
DC160-05-16.000F1-	16		63	133	83	48	16	☺
DC160-05-16.100F1-	16,1		71	143	93	48	18	☺
DC160-05-16.200F1-	16,2		71	143	93	48	18	☺
DC160-05-16.300F1-	16,3		71	143	93	48	18	☺
DC160-05-16.400F1-	16,4		71	143	93	48	18	☺
DC160-05-16.500F1-	16,5		71	143	93	48	18	☺
DC160-05-16.600F1-	16,6		71	143	93	48	18	☺
DC160-05-16.700F1-	16,7		71	143	93	48	18	☺
DC160-05-16.750F1-	16,75		71	143	93	48	18	☺
DC160-05-16.800F1-	16,8		71	143	93	48	18	☺
DC160-05-16.900F1-	16,9		71	143	93	48	18	☺

刀具材质订购示例 WJ30ET: DC160-05-03.000A1-WJ30ET

刀具



DIN 6535 HE

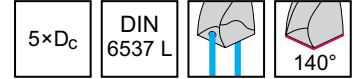
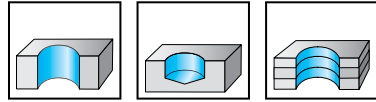

牌号	m7	Dc Inch/Nr	Lc mm	l1 mm	l2 mm	l5 mm	h6	WJ30ET
DC160-05-17.000F1-	17		71	143	93	48	18	☺
DC160-05-17.100F1-	17,1		71	143	93	48	18	☺
DC160-05-17.200F1-	17,2		71	143	93	48	18	☺
DC160-05-17.300F1-	17,3		71	143	93	48	18	☺
DC160-05-17.400F1-	17,4		71	143	93	48	18	☺
DC160-05-17.500F1-	17,5		71	143	93	48	18	☺
DC160-05-17.600F1-	17,6		71	143	93	48	18	☺
DC160-05-17.700F1-	17,7		71	143	93	48	18	☺
DC160-05-17.800F1-	17,8		71	143	93	48	18	☺
DC160-05-17.900F1-	17,9		71	143	93	48	18	☺
DC160-05-18.000F1-	18		71	143	93	48	18	☺
DC160-05-18.100F1-	18,1		77	153	101	50	20	☺
DC160-05-18.200F1-	18,2		77	153	101	50	20	☺
DC160-05-18.300F1-	18,3		77	153	101	50	20	☺
DC160-05-18.400F1-	18,4		77	153	101	50	20	☺
DC160-05-18.500F1-	18,5		77	153	101	50	20	☺
DC160-05-18.600F1-	18,6		77	153	101	50	20	☺
DC160-05-18.700F1-	18,7		77	153	101	50	20	☺
DC160-05-18.800F1-	18,8		77	153	101	50	20	☺
DC160-05-18.900F1-	18,9		77	153	101	50	20	☺
DC160-05-19.000F1-	19		77	153	101	50	20	☺
DC160-05-19.100F1-	19,1		77	153	101	50	20	☺
DC160-05-19.200F1-	19,2		77	153	101	50	20	☺
DC160-05-19.300F1-	19,3		77	153	101	50	20	☺
DC160-05-19.400F1-	19,4		77	153	101	50	20	☺
DC160-05-19.500F1-	19,5		77	153	101	50	20	☺
DC160-05-19.600F1-	19,6		77	153	101	50	20	☺
DC160-05-19.700F1-	19,7		77	153	101	50	20	☺
DC160-05-19.800F1-	19,8		77	153	101	50	20	☺
DC160-05-19.900F1-	19,9		77	153	101	50	20	☺
DC160-05-20.000F1-	20		77	153	101	50	20	☺
DC160-05-20.500F1-	20,5		86	166	108	56	25	☺
DC160-05-21.000F1-	21		86	166	108	56	25	☺
DC160-05-21.500F1-	21,5		86	166	108	56	25	☺
DC160-05-22.000F1-	22		86	166	108	56	25	☺
DC160-05-22.500F1-	22,5		91	173	115	56	25	☺
DC160-05-23.000F1-	23		91	173	115	56	25	☺
DC160-05-23.500F1-	23,5		91	173	115	56	25	☺
DC160-05-24.000F1-	24		91	173	115	56	25	☺
DC160-05-24.500F1-	24,5		97	180	122	56	25	☺
DC160-05-25.000F1-	25		97	180	122	56	25	☺

刀具材质订购示例 WJ30ET: DC160-05-03.000A1-WJ30ET

B1

带内冷孔的整体硬质合金钻头

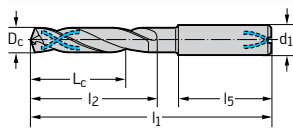
DC150 Perform



	P	M	K	N	S	H	O
WJ30RE	●●	●	●●	●●	●●	●	●

B1

刀具



DIN 6535 HA

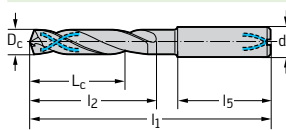
牌号	m7	Dc Inch/Nr	Lc mm	l1 mm	l2 mm	l5 mm	h6	WJ30RE
DC150-05-03.000A1-	3		23	66	28	36	6	☺
DC150-05-03.100A1-	3,1		23	66	28	36	6	☺
DC150-05-03.175A1-	3,175	1/8"	23	66	28	36	6	☺
DC150-05-03.200A1-	3,2		23	66	28	36	6	☺
DC150-05-03.250A1-	3,25		23	66	28	36	6	☺
DC150-05-03.300A1-	3,3		23	66	28	36	6	☺
DC150-05-03.400A1-	3,4		23	66	28	36	6	☺
DC150-05-03.500A1-	3,5		23	66	28	36	6	☺
DC150-05-03.572A1-	3,572	9/64"	23	66	28	36	6	☺
DC150-05-03.600A1-	3,6		23	66	28	36	6	☺
DC150-05-03.650A1-	3,65		23	66	28	36	6	☺
DC150-05-03.700A1-	3,7		23	66	28	36	6	☺
DC150-05-03.800A1-	3,8		29	74	36	36	6	☺
DC150-05-03.900A1-	3,9		29	74	36	36	6	☺
DC150-05-03.969A1-	3,969	5/32"	29	74	36	36	6	☺
DC150-05-04.000A1-	4		29	74	36	36	6	☺
DC150-05-04.100A1-	4,1		29	74	36	36	6	☺
DC150-05-04.200A1-	4,2		29	74	36	36	6	☺
DC150-05-04.300A1-	4,3		29	74	36	36	6	☺
DC150-05-04.366A1-	4,366	11/64"	29	74	36	36	6	☺
DC150-05-04.400A1-	4,4		29	74	36	36	6	☺
DC150-05-04.500A1-	4,5		29	74	36	36	6	☺
DC150-05-04.600A1-	4,6		29	74	36	36	6	☺
DC150-05-04.650A1-	4,65		29	74	36	36	6	☺
DC150-05-04.700A1-	4,7		29	74	36	36	6	☺
DC150-05-04.763A1-	4,763	3/16"	35	82	44	36	6	☺
DC150-05-04.800A1-	4,8		35	82	44	36	6	☺
DC150-05-04.900A1-	4,9		35	82	44	36	6	☺
DC150-05-05.000A1-	5		35	82	44	36	6	☺
DC150-05-05.100A1-	5,1		35	82	44	36	6	☺
DC150-05-05.159A1-	5,159	13/64"	35	82	44	36	6	☺
DC150-05-05.200A1-	5,2		35	82	44	36	6	☺
DC150-05-05.300A1-	5,3		35	82	44	36	6	☺
DC150-05-05.400A1-	5,4		35	82	44	36	6	☺
DC150-05-05.500A1-	5,5		35	82	44	36	6	☺

刀具材质订购示例 WJ30RE: DC150-05-03.000A1-WJ30RE

**WALTER
SELECT**

●● 主要应用 ● 其他应用
 最佳刀具, 用于... → 良好的 = ☺ → 一般的 = ☹ → 不利的 = ☹ 加工条件

刀具



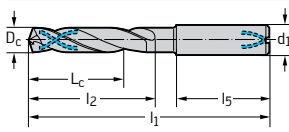
DIN 6535 HA

牌号	m7	Dc Inch/Nr	Lc mm	l1 mm	l2 mm	l5 mm	h6	WJ30RE
DC150-05-05.550A1-	5,55		35	82	44	36	6	☺
DC150-05-05.556A1-	5,556	7/32"	35	82	44	36	6	☺
DC150-05-05.600A1-	5,6		35	82	44	36	6	☺
DC150-05-05.700A1-	5,7		35	82	44	36	6	☺
DC150-05-05.800A1-	5,8		35	82	44	36	6	☺
DC150-05-05.900A1-	5,9		35	82	44	36	6	☺
DC150-05-05.953A1-	5,953	15/64"	35	82	44	36	6	☺
DC150-05-06.000A1-	6		35	82	44	36	6	☺
DC150-05-06.100A1-	6,1		43	91	53	36	8	☺
DC150-05-06.200A1-	6,2		43	91	53	36	8	☺
DC150-05-06.300A1-	6,3		43	91	53	36	8	☺
DC150-05-06.350A1-	6,35	1/4"	43	91	53	36	8	☺
DC150-05-06.400A1-	6,4		43	91	53	36	8	☺
DC150-05-06.500A1-	6,5		43	91	53	36	8	☺
DC150-05-06.600A1-	6,6		43	91	53	36	8	☺
DC150-05-06.700A1-	6,7		43	91	53	36	8	☺
DC150-05-06.747A1-	6,747	17/64"	43	91	53	36	8	☺
DC150-05-06.800A1-	6,8		43	91	53	36	8	☺
DC150-05-06.900A1-	6,9		43	91	53	36	8	☺
DC150-05-07.000A1-	7		43	91	53	36	8	☺
DC150-05-07.100A1-	7,1		43	91	53	36	8	☺
DC150-05-07.144A1-	7,144	9/32"	43	91	53	36	8	☺
DC150-05-07.200A1-	7,2		43	91	53	36	8	☺
DC150-05-07.300A1-	7,3		43	91	53	36	8	☺
DC150-05-07.400A1-	7,4		43	91	53	36	8	☺
DC150-05-07.500A1-	7,5		43	91	53	36	8	☺
DC150-05-07.541A1-	7,541	19/64"	43	91	53	36	8	☺
DC150-05-07.550A1-	7,55		43	91	53	36	8	☺
DC150-05-07.600A1-	7,6		43	91	53	36	8	☺
DC150-05-07.700A1-	7,7		43	91	53	36	8	☺
DC150-05-07.800A1-	7,8		43	91	53	36	8	☺
DC150-05-07.900A1-	7,9		43	91	53	36	8	☺
DC150-05-07.938A1-	7,938	5/16"	43	91	53	36	8	☺
DC150-05-08.000A1-	8		43	91	53	36	8	☺
DC150-05-08.100A1-	8,1		49	103	61	40	10	☺
DC150-05-08.200A1-	8,2		49	103	61	40	10	☺
DC150-05-08.300A1-	8,3		49	103	61	40	10	☺
DC150-05-08.334A1-	8,334	21/64"	49	103	61	40	10	☺
DC150-05-08.400A1-	8,4		49	103	61	40	10	☺
DC150-05-08.500A1-	8,5		49	103	61	40	10	☺
DC150-05-08.600A1-	8,6		49	103	61	40	10	☺
DC150-05-08.700A1-	8,7		49	103	61	40	10	☺
DC150-05-08.731A1-	8,731	11/32"	49	103	61	40	10	☺
DC150-05-08.800A1-	8,8		49	103	61	40	10	☺
DC150-05-08.900A1-	8,9		49	103	61	40	10	☺
DC150-05-09.000A1-	9		49	103	61	40	10	☺
DC150-05-09.100A1-	9,1		49	103	61	40	10	☺
DC150-05-09.128A1-	9,128	23/64"	49	103	61	40	10	☺

刀具材质订购示例 WJ30RE: DC150-05-03.000A1-WJ30RE

B1

刀具

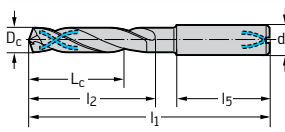


DIN 6535 HA

牌号	m7	Dc Inch/Nr	Lc mm	l1 mm	l2 mm	l5 mm	h6	WJ30RE
DC150-05-09.200A1-	9,2		49	103	61	40	10	☺
DC150-05-09.300A1-	9,3		49	103	61	40	10	☺
DC150-05-09.400A1-	9,4		49	103	61	40	10	☺
DC150-05-09.500A1-	9,5		49	103	61	40	10	☺
DC150-05-09.525A1-	9,525	3/8"	49	103	61	40	10	☺
DC150-05-09.550A1-	9,55		49	103	61	40	10	☺
DC150-05-09.600A1-	9,6		49	103	61	40	10	☺
DC150-05-09.700A1-	9,7		49	103	61	40	10	☺
DC150-05-09.800A1-	9,8		49	103	61	40	10	☺
DC150-05-09.900A1-	9,9		49	103	61	40	10	☺
DC150-05-09.922A1-	9,922	25/64"	49	103	61	40	10	☺
DC150-05-10.000A1-	10		49	103	61	40	10	☺
DC150-05-10.100A1-	10,1		56	118	71	45	12	☺
DC150-05-10.200A1-	10,2		56	118	71	45	12	☺
DC150-05-10.300A1-	10,3		56	118	71	45	12	☺
DC150-05-10.319A1-	10,319	13/32"	56	118	71	45	12	☺
DC150-05-10.400A1-	10,4		56	118	71	45	12	☺
DC150-05-10.500A1-	10,5		56	118	71	45	12	☺
DC150-05-10.600A1-	10,6		56	118	71	45	12	☺
DC150-05-10.700A1-	10,7		56	118	71	45	12	☺
DC150-05-10.716A1-	10,716	27/64"	56	118	71	45	12	☺
DC150-05-10.800A1-	10,8		56	118	71	45	12	☺
DC150-05-10.900A1-	10,9		56	118	71	45	12	☺
DC150-05-11.000A1-	11		56	118	71	45	12	☺
DC150-05-11.100A1-	11,1		56	118	71	45	12	☺
DC150-05-11.113A1-	11,113	7/16"	56	118	71	45	12	☺
DC150-05-11.200A1-	11,2		56	118	71	45	12	☺
DC150-05-11.300A1-	11,3		56	118	71	45	12	☺
DC150-05-11.400A1-	11,4		56	118	71	45	12	☺
DC150-05-11.500A1-	11,5		56	118	71	45	12	☺
DC150-05-11.509A1-	11,509	29/64"	56	118	71	45	12	☺
DC150-05-11.600A1-	11,6		56	118	71	45	12	☺
DC150-05-11.700A1-	11,7		56	118	71	45	12	☺
DC150-05-11.800A1-	11,8		56	118	71	45	12	☺
DC150-05-11.900A1-	11,9		56	118	71	45	12	☺
DC150-05-11.906A1-	11,906	15/32"	56	118	71	45	12	☺
DC150-05-12.000A1-	12		56	118	71	45	12	☺
DC150-05-12.100A1-	12,1		60	124	77	45	14	☺
DC150-05-12.200A1-	12,2		60	124	77	45	14	☺
DC150-05-12.250A1-	12,25		60	124	77	45	14	☺
DC150-05-12.300A1-	12,3		60	124	77	45	14	☺
DC150-05-12.303A1-	12,303	31/64"	60	124	77	45	14	☺
DC150-05-12.400A1-	12,4		60	124	77	45	14	☺
DC150-05-12.500A1-	12,5		60	124	77	45	14	☺
DC150-05-12.600A1-	12,6		60	124	77	45	14	☺
DC150-05-12.700A1-	12,7	1/2"	60	124	77	45	14	☺
DC150-05-12.800A1-	12,8		60	124	77	45	14	☺
DC150-05-12.900A1-	12,9		60	124	77	45	14	☺

刀具材质订购示例 WJ30RE: DC150-05-03.000A1-WJ30RE

刀具



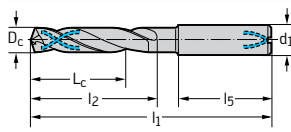
DIN 6535 HA

牌号	m7	Dc Inch/Nr	Lc mm	l1 mm	l2 mm	l5 mm	h6	WJ30RE
DC150-05-13.000A1-	13		60	124	77	45	14	☺
DC150-05-13.100A1-	13,1		60	124	77	45	14	☺
DC150-05-13.200A1-	13,2		60	124	77	45	14	☺
DC150-05-13.300A1-	13,3		60	124	77	45	14	☺
DC150-05-13.400A1-	13,4		60	124	77	45	14	☺
DC150-05-13.494A1-	13,494	17/32"	60	124	77	45	14	☺
DC150-05-13.500A1-	13,5		60	124	77	45	14	☺
DC150-05-13.600A1-	13,6		60	124	77	45	14	☺
DC150-05-13.700A1-	13,7		60	124	77	45	14	☺
DC150-05-13.800A1-	13,8		60	124	77	45	14	☺
DC150-05-13.900A1-	13,9		60	124	77	45	14	☺
DC150-05-14.000A1-	14		60	124	77	45	14	☺
DC150-05-14.100A1-	14,1		63	133	83	48	16	☺
DC150-05-14.200A1-	14,2		63	133	83	48	16	☺
DC150-05-14.288A1-	14,288	9/16"	63	133	83	48	16	☺
DC150-05-14.300A1-	14,3		63	133	83	48	16	☺
DC150-05-14.500A1-	14,5		63	133	83	48	16	☺
DC150-05-14.600A1-	14,6		63	133	83	48	16	☺
DC150-05-14.700A1-	14,7		63	133	83	48	16	☺
DC150-05-14.750A1-	14,75		63	133	83	48	16	☺
DC150-05-14.800A1-	14,8		63	133	83	48	16	☺
DC150-05-15.000A1-	15		63	133	83	48	16	☺
DC150-05-15.100A1-	15,1		63	133	83	48	16	☺
DC150-05-15.200A1-	15,2		63	133	83	48	16	☺
DC150-05-15.300A1-	15,3		63	133	83	48	16	☺
DC150-05-15.500A1-	15,5		63	133	83	48	16	☺
DC150-05-15.600A1-	15,6		63	133	83	48	16	☺
DC150-05-15.700A1-	15,7		63	133	83	48	16	☺
DC150-05-15.800A1-	15,8		63	133	83	48	16	☺
DC150-05-15.875A1-	15,875	5/8"	63	133	83	48	16	☺
DC150-05-16.000A1-	16		63	133	83	48	16	☺
DC150-05-16.100A1-	16,1		71	143	93	48	18	☺
DC150-05-16.200A1-	16,2		71	143	93	48	18	☺
DC150-05-16.300A1-	16,3		71	143	93	48	18	☺
DC150-05-16.500A1-	16,5		71	143	93	48	18	☺
DC150-05-16.700A1-	16,7		71	143	93	48	18	☺
DC150-05-16.750A1-	16,75		71	143	93	48	18	☺
DC150-05-17.000A1-	17		71	143	93	48	18	☺
DC150-05-17.100A1-	17,1		71	143	93	48	18	☺
DC150-05-17.200A1-	17,2		71	143	93	48	18	☺
DC150-05-17.300A1-	17,3		71	143	93	48	18	☺
DC150-05-17.500A1-	17,5		71	143	93	48	18	☺
DC150-05-17.600A1-	17,6		71	143	93	48	18	☺
DC150-05-17.700A1-	17,7		71	143	93	48	18	☺
DC150-05-17.800A1-	17,8		71	143	93	48	18	☺
DC150-05-17.900A1-	17,9		71	143	93	48	18	☺
DC150-05-18.000A1-	18		71	143	93	48	18	☺
DC150-05-18.500A1-	18,5		77	153	101	50	20	☺

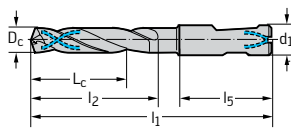
刀具材质订购示例 WJ30RE: DC150-05-03.000A1-WJ30RE

B1

刀具



DIN 6535 HA

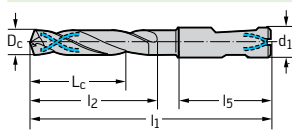


DIN 6535 HE, turned 180° DIN 6535 HB

牌号	m7	Dc Inch/Nr	Lc mm	l1 mm	l2 mm	l5 mm	h6	WJ30RE
DC150-05-18.900A1-	18,9		77	153	101	50	20	☺
DC150-05-19.000A1-	19		77	153	101	50	20	☺
DC150-05-19.050A1-	19,05	3/4"	77	153	101	50	20	☺
DC150-05-19.300A1-	19,3		77	153	101	50	20	☺
DC150-05-19.500A1-	19,5		77	153	101	50	20	☺
DC150-05-19.700A1-	19,7		77	153	101	50	20	☺
DC150-05-19.800A1-	19,8		77	153	101	50	20	☺
DC150-05-20.000A1-	20		77	153	101	50	20	☺
DC150-05-03.000D1-	3		23	66	28	36	6	☺
DC150-05-03.100D1-	3,1		23	66	28	36	6	☺
DC150-05-03.200D1-	3,2		23	66	28	36	6	☺
DC150-05-03.300D1-	3,3		23	66	28	36	6	☺
DC150-05-03.400D1-	3,4		23	66	28	36	6	☺
DC150-05-03.500D1-	3,5		23	66	28	36	6	☺
DC150-05-03.600D1-	3,6		23	66	28	36	6	☺
DC150-05-03.700D1-	3,7		23	66	28	36	6	☺
DC150-05-03.800D1-	3,8		29	74	36	36	6	☺
DC150-05-03.900D1-	3,9		29	74	36	36	6	☺
DC150-05-04.000D1-	4		29	74	36	36	6	☺
DC150-05-04.100D1-	4,1		29	74	36	36	6	☺
DC150-05-04.200D1-	4,2		29	74	36	36	6	☺
DC150-05-04.300D1-	4,3		29	74	36	36	6	☺
DC150-05-04.400D1-	4,4		29	74	36	36	6	☺
DC150-05-04.500D1-	4,5		29	74	36	36	6	☺
DC150-05-04.600D1-	4,6		29	74	36	36	6	☺
DC150-05-04.650D1-	4,65		29	74	36	36	6	☺
DC150-05-04.700D1-	4,7		29	74	36	36	6	☺
DC150-05-04.800D1-	4,8		35	82	44	36	6	☺
DC150-05-04.900D1-	4,9		35	82	44	36	6	☺
DC150-05-05.000D1-	5		35	82	44	36	6	☺
DC150-05-05.100D1-	5,1		35	82	44	36	6	☺
DC150-05-05.200D1-	5,2		35	82	44	36	6	☺
DC150-05-05.300D1-	5,3		35	82	44	36	6	☺
DC150-05-05.400D1-	5,4		35	82	44	36	6	☺
DC150-05-05.500D1-	5,5		35	82	44	36	6	☺
DC150-05-05.550D1-	5,55		35	82	44	36	6	☺
DC150-05-05.600D1-	5,6		35	82	44	36	6	☺
DC150-05-05.700D1-	5,7		35	82	44	36	6	☺
DC150-05-05.800D1-	5,8		35	82	44	36	6	☺
DC150-05-05.900D1-	5,9		35	82	44	36	6	☺
DC150-05-06.000D1-	6		35	82	44	36	6	☺
DC150-05-06.100D1-	6,1		43	91	53	36	8	☺
DC150-05-06.200D1-	6,2		43	91	53	36	8	☺
DC150-05-06.300D1-	6,2		43	91	53	36	8	☺
DC150-05-06.400D1-	6,4		43	91	53	36	8	☺
DC150-05-06.500D1-	6,5		43	91	53	36	8	☺
DC150-05-06.600D1-	6,6		43	91	53	36	8	☺
DC150-05-06.700D1-	6,7		43	91	53	36	8	☺

刀具材质订购示例 WJ30RE: DC150-05-03.000A1-WJ30RE

刀具



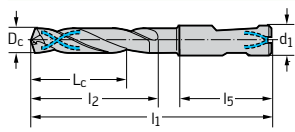
DIN 6535 HE, turned 180° DIN 6535 HB

牌号	m7	Dc Inch/Nr	Lc mm	l1 mm	l2 mm	l5 mm	h6	WJ30RE
DC150-05-06.800D1-	6,8		43	91	53	36	8	☺
DC150-05-06.900D1-	6,9		43	91	53	36	8	☺
DC150-05-07.000D1-	7		43	91	53	36	8	☺
DC150-05-07.100D1-	7,1		43	91	53	36	8	☺
DC150-05-07.200D1-	7,2		43	91	53	36	8	☺
DC150-05-07.300D1-	7,3		43	91	53	36	8	☺
DC150-05-07.400D1-	7,4		43	91	53	36	8	☺
DC150-05-07.500D1-	7,5		43	91	53	36	8	☺
DC150-05-07.600D1-	7,6		43	91	53	36	8	☺
DC150-05-07.700D1-	7,7		43	91	53	36	8	☺
DC150-05-07.800D1-	7,8		43	91	53	36	8	☺
DC150-05-07.900D1-	7,9		43	91	53	36	8	☺
DC150-05-08.000D1-	8		43	91	53	36	8	☺
DC150-05-08.100D1-	8,1		49	103	61	40	10	☺
DC150-05-08.200D1-	8,2		49	103	61	40	10	☺
DC150-05-08.300D1-	8,3		49	103	61	40	10	☺
DC150-05-08.400D1-	8,4		49	103	61	40	10	☺
DC150-05-08.500D1-	8,5		49	103	61	40	10	☺
DC150-05-08.600D1-	8,6		49	103	61	40	10	☺
DC150-05-08.700D1-	8,7		49	103	61	40	10	☺
DC150-05-08.800D1-	8,8		49	103	61	40	10	☺
DC150-05-09.000D1-	9		49	103	61	40	10	☺
DC150-05-09.100D1-	9,1		49	103	61	40	10	☺
DC150-05-09.200D1-	9,2		49	103	61	40	10	☺
DC150-05-09.300D1-	9,3		49	103	61	40	10	☺
DC150-05-09.400D1-	9,4		49	103	61	40	10	☺
DC150-05-09.500D1-	9,5		49	103	61	40	10	☺
DC150-05-09.600D1-	9,6		49	103	61	40	10	☺
DC150-05-09.700D1-	9,7		49	103	61	40	10	☺
DC150-05-09.800D1-	9,8		49	103	61	40	10	☺
DC150-05-09.900D1-	9,9		49	103	61	40	10	☺
DC150-05-10.000D1-	10		49	103	61	40	10	☺
DC150-05-10.100D1-	10,1		56	118	71	45	12	☺
DC150-05-10.200D1-	10,2		56	118	71	45	12	☺
DC150-05-10.300D1-	10,3		56	118	71	45	12	☺
DC150-05-10.400D1-	10,4		56	118	71	45	12	☺
DC150-05-10.500D1-	10,5		56	118	71	45	12	☺
DC150-05-10.600D1-	10,6		56	118	71	45	12	☺
DC150-05-10.800D1-	10,8		56	118	71	45	12	☺
DC150-05-11.000D1-	11		56	118	71	45	12	☺
DC150-05-11.100D1-	11,1		56	118	71	45	12	☺
DC150-05-11.200D1-	11,2		56	118	71	45	12	☺
DC150-05-11.300D1-	11,3		56	118	71	45	12	☺
DC150-05-11.500D1-	11,5		56	118	71	45	12	☺
DC150-05-11.600D1-	11,6		56	118	71	45	12	☺
DC150-05-11.700D1-	11,7		56	118	71	45	12	☺
DC150-05-11.800D1-	11,8		56	118	71	45	12	☺
DC150-05-11.900D1-	11,9		56	118	71	45	12	☺

刀具材质订购示例 WJ30RE: DC150-05-03.000A1-WJ30RE

B1

刀具



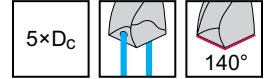
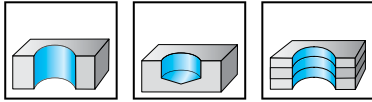
DIN 6535 HE, turned 180° DIN 6535 HB

牌号	m7	Dc Inch/Nr	Lc mm	l1 mm	l2 mm	l5 mm	h6	WJ30RE
DC150-05-12.000D1-	12		56	118	71	45	12	☺
DC150-05-12.100D1-	12,1		60	124	77	45	14	☺
DC150-05-12.200D1-	12,2		60	124	77	45	14	☺
DC150-05-12.300D1-	12,3		60	124	77	45	14	☺
DC150-05-12.400D1-	12,4		60	124	77	45	14	☺
DC150-05-12.500D1-	12,5		60	124	77	45	14	☺
DC150-05-12.700D1-	12,7	1/2"	60	124	77	45	14	☺
DC150-05-12.800D1-	12,8		60	124	77	45	14	☺
DC150-05-13.000D1-	13		60	124	77	45	14	☺
DC150-05-13.100D1-	13,1		60	124	77	45	14	☺
DC150-05-13.200D1-	13,2		60	124	77	45	14	☺
DC150-05-13.500D1-	13,5		60	124	77	45	14	☺
DC150-05-13.800D1-	13,8		60	124	77	45	14	☺
DC150-05-14.000D1-	14		60	124	77	45	14	☺
DC150-05-14.100D1-	14,1		63	133	83	48	16	☺
DC150-05-14.200D1-	14,2		63	133	83	48	16	☺
DC150-05-14.300D1-	14,3		63	133	83	48	16	☺
DC150-05-14.500D1-	14,5		63	133	83	48	16	☺
DC150-05-14.600D1-	14,6		63	133	83	48	16	☺
DC150-05-14.800D1-	14,8		63	133	83	48	16	☺
DC150-05-15.000D1-	15		63	133	83	48	16	☺
DC150-05-15.100D1-	15,1		63	133	83	48	16	☺
DC150-05-15.200D1-	15,2		63	133	83	48	16	☺
DC150-05-15.300D1-	15,3		63	133	83	48	16	☺
DC150-05-15.500D1-	15,5		63	133	83	48	16	☺
DC150-05-15.600D1-	15,6		63	133	83	48	16	☺
DC150-05-15.700D1-	15,7		63	133	83	48	16	☺
DC150-05-15.800D1-	15,8		63	133	83	48	16	☺
DC150-05-16.000D1-	16		63	133	83	48	16	☺
DC150-05-16.500D1-	16,5		71	143	93	48	18	☺
DC150-05-16.600D1-	16,6		71	143	93	48	18	☺
DC150-05-17.000D1-	17		71	143	93	48	18	☺
DC150-05-17.200D1-	17,2		71	143	93	48	18	☺
DC150-05-17.300D1-	17,3		71	143	93	48	18	☺
DC150-05-17.500D1-	17,5		71	143	93	48	18	☺
DC150-05-17.700D1-	17,7		71	143	93	48	18	☺
DC150-05-17.800D1-	17,8		71	143	93	48	18	☺
DC150-05-18.000D1-	18		71	143	93	48	18	☺
DC150-05-18.100D1-	18,1		77	153	101	50	20	☺
DC150-05-18.500D1-	18,5		77	153	101	50	20	☺
DC150-05-18.800D1-	18,8		77	153	101	50	20	☺
DC150-05-19.000D1-	19		77	153	101	50	20	☺
DC150-05-19.500D1-	19,5		77	153	101	50	20	☺
DC150-05-19.700D1-	19,7		77	153	101	50	20	☺
DC150-05-20.000D1-	20		77	153	101	50	20	☺

刀具材质订购示例 WJ30RE: DC150-05-03.000A1-WJ30RE

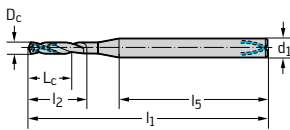
带内冷孔的整体硬质合金 Micro 钻头

DB133 Supreme



	P	M	K	N	S	H	O
WJ30EL	●●	●●	●●	●●	●●	●	●

刀具



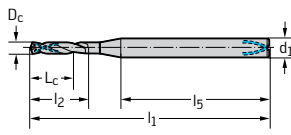
DIN 6535 HA

牌号	m7	Dc Inch/Nr	Lc mm	l1 mm	l2 mm	l5 mm	h6	WJ30EL
DB133-05-00.700A1-	0,7		4,9	48	6	35	3	☺
DB133-05-00.750A1-	0,75		5,8	48	7	34	3	☺
DB133-05-00.794A1-	0,794	1/32"	5,8	48	7	34	3	☺
DB133-05-00.800A1-	0,8		5,8	48	7	34	3	☺
DB133-05-00.850A1-	0,85		6,6	50	8	35	3	☺
DB133-05-00.900A1-	0,9		6,6	50	8	35	3	☺
DB133-05-00.950A1-	0,95		7,5	50	9	34	3	☺
DB133-05-01.000A1-	1		7,5	50	9	34	3	☺
DB133-05-01.050A1-	1,05		7	51	9	36	3	☺
DB133-05-01.100A1-	1,1		7	51	9	36	3	☺
DB133-05-01.150A1-	1,15		8	51	10	35	3	☺
DB133-05-01.191A1-	1,191	3/64"	8	51	10	35	3	☺
DB133-05-01.200A1-	1,2		8	51	10	35	3	☺
DB133-05-01.250A1-	1,25		9	51	11	34	3	☺
DB133-05-01.300A1-	1,3		9	53	11	36	3	☺
DB133-05-01.350A1-	1,35		9	53	12	35	3	☺
DB133-05-01.400A1-	1,4		9	53	12	35	3	☺
DB133-05-01.450A1-	1,45		10	53	13	34	3	☺
DB133-05-01.500A1-	1,5		10	53	13	34	3	☺
DB133-05-01.550A1-	1,55		11	54	14	35	3	☺
DB133-05-01.588A1-	1,588	1/16"	11	54	14	35	3	☺
DB133-05-01.600A1-	1,6		11	54	14	35	3	☺
DB133-05-01.650A1-	1,65		11	54	14	35	3	☺
DB133-05-01.700A1-	1,7		11	54	14	35	3	☺
DB133-05-01.750A1-	1,75		12	54	15	34	3	☺
DB133-05-01.800A1-	1,8		12	54	15	34	3	☺
DB133-05-01.850A1-	1,85		13	57	16	36	3	☺
DB133-05-01.900A1-	1,9		13	57	16	36	3	☺
DB133-05-01.950A1-	1,95		14	57	17	35	3	☺
DB133-05-01.984A1-	1,984	5/64"	14	57	17	35	3	☺
★ DB133-05-02.000A1-	2		14	57	17	35	3	☹
★ DB133-05-02.050A1-	2,05		14	57	18	35	3	☹
★ DB133-05-02.100A1-	2,1		14	57	18	35	3	☹
★ DB133-05-02.150A1-	2,15		15	57	19	34	3	☹
★ DB133-05-02.200A1-	2,2		15	57	19	34	3	☹

刀具材质订购示例 WJ30EL: DB133-05-00.700A1-WJ30EL

●● 主要应用 ● 其他应用
 最佳刀具, 用于... → 良好的 = ☺ → 一般的 = ☹ → 不利的 = ☹ 加工条件

刀具



DIN 6535 HA

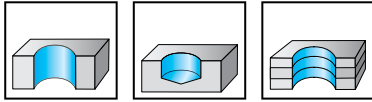
牌号	m7	Dc Inch/Nr	Lc mm	l1 mm	l2 mm	l5 mm	h6	WJ30EL
★ DB133-05-02.250A1-	2,25		16	59	20	35	3	☺
★ DB133-05-02.300A1-	2,3		16	59	20	35	3	☺
★ DB133-05-02.350A1-	2,35		16	59	20	35	3	☺
★ DB133-05-02.381A1-	2,381	3/32"	16	59	20	35	3	☺
★ DB133-05-02.400A1-	2,4		16	59	20	35	3	☺
★ DB133-05-02.450A1-	2,45		17	59	21	34	3	☺
★ DB133-05-02.500A1-	2,5		17	59	21	34	3	☺
★ DB133-05-02.550A1-	2,55		18	62	22	36	3	☺
★ DB133-05-02.600A1-	2,6		18	62	22	36	3	☺
★ DB133-05-02.650A1-	2,65		18	62	23	36	3	☺
★ DB133-05-02.700A1-	2,7		18	62	23	36	3	☺
★ DB133-05-02.750A1-	2,75		19	62	24	35	3	☺
★ DB133-05-02.778A1-	2,778	7/64"	19	62	24	35	3	☺
★ DB133-05-02.800A1-	2,8		19	62	24	35	3	☺
★ DB133-05-02.850A1-	2,85		20	62	25	34	3	☺
★ DB133-05-02.900A1-	2,9		20	62	25	34	3	☺
★ DB133-05-02.950A1-	2,95		20	62	25	34	3	☺

刀具材质订购示例 WJ30EL: DB133-05-00.700A1-WJ30EL

带内冷孔的整体硬质合金钻头

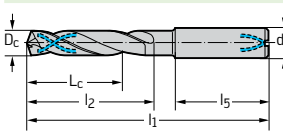
A3389DPL

X-treme Plus



DPL	P	M	K	N	S	H	O
	●●	●●	●●	●●	●●	●●	●

刀具



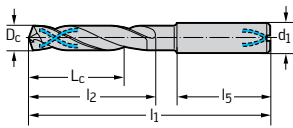
DIN 6535 HA

牌号	m7	Dc Inch/Nr	Lc mm	l1 mm	l2 mm	l5 mm	h6
A3389DPL-3	3		23	66	28	36	6
A3389DPL-3.1	3,1		23	66	28	36	6
A3389DPL-1/8IN	3,175	1/8"	23	66	28	36	6
A3389DPL-3.2	3,2		23	66	28	36	6
A3389DPL-3.25	3,25		22	66	28	36	6
A3389DPL-3.3	3,3		23	66	28	36	6
A3389DPL-3.4	3,4		23	66	28	36	6
A3389DPL-3.5	3,5		23	66	28	36	6
A3389DPL-9/64IN	3,572	9/64"	23	66	28	36	6
A3389DPL-3.6	3,6		23	66	28	36	6
A3389DPL-3.7	3,7		23	66	28	36	6
A3389DPL-3.8	3,8		29	74	36	36	6
A3389DPL-3.9	3,9		29	74	36	36	6
A3389DPL-5/32IN	3,969	5/32"	29	74	36	36	6
A3389DPL-4	4		29	74	36	36	6
A3389DPL-4.1	4,1		29	74	36	36	6
A3389DPL-4.2	4,2		29	74	36	36	6
A3389DPL-4.3	4,3		29	74	36	36	6
A3389DPL-11/64IN	4,366	11/64"	29	74	36	36	6
A3389DPL-4.4	4,4		29	74	36	36	6
A3389DPL-4.5	4,5		29	74	36	36	6
A3389DPL-4.6	4,6		29	74	36	36	6
A3389DPL-4.65	4,65		29	74	36	36	6
A3389DPL-4.7	4,7		29	74	36	36	6
A3389DPL-3/16IN	4,763	3/16"	35	82	44	36	6
A3389DPL-4.8	4,8		35	82	44	36	6
A3389DPL-4.9	4,9		35	82	44	36	6
A3389DPL-5	5		35	82	44	36	6
A3389DPL-5.1	5,1		35	82	44	36	6
A3389DPL-13/64IN	5,159	13/64"	35	82	44	36	6
A3389DPL-5.2	5,2		35	82	44	36	6
A3389DPL-5.3	5,3		35	82	44	36	6
A3389DPL-5.4	5,4		35	82	44	36	6
A3389DPL-5.5	5,5		35	82	44	36	6
A3389DPL-5.55	5,55		35	82	44	36	6

WALTER
SELECT

●● 主要应用 ● 其他应用
最佳刀具, 用于... → 良好的 = ☺ → 一般的 = ☹ → 不利的 = ☹ 加工条件

刀具

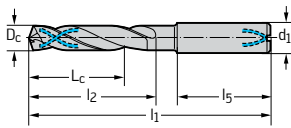


DIN 6535 HA

牌号	m7	Dc Inch/Nr	Lc mm	l1 mm	l2 mm	l5 mm	h6
A3389DPL-7/32IN	5,556	7/32"	35	82	44	36	6
A3389DPL-5.6	5,6		35	82	44	36	6
A3389DPL-5.7	5,7		35	82	44	36	6
A3389DPL-5.8	5,8		35	82	44	36	6
A3389DPL-5.9	5,9		35	82	44	36	6
A3389DPL-15/64IN	5,953	15/64"	35	82	44	36	6
A3389DPL-6	6		35	82	44	36	6
A3389DPL-6.1	6,1		43	91	53	36	8
A3389DPL-6.2	6,2		43	91	53	36	8
A3389DPL-6.3	6,3		43	91	53	36	8
A3389DPL-1/4IN	6,35	1/4"	43	91	53	36	8
A3389DPL-6.4	6,4		43	91	53	36	8
A3389DPL-6.5	6,5		43	91	53	36	8
A3389DPL-6.6	6,6		43	91	53	36	8
A3389DPL-6.7	6,7		43	91	53	36	8
A3389DPL-17/64IN	6,747	17/64"	43	91	53	36	8
A3389DPL-6.8	6,8		43	91	53	36	8
A3389DPL-6.9	6,9		43	91	53	36	8
A3389DPL-7	7		43	91	53	36	8
A3389DPL-7.1	7,1		43	91	53	36	8
A3389DPL-9/32IN	7,144	9/32"	43	91	53	36	8
A3389DPL-7.2	7,2		43	91	53	36	8
A3389DPL-7.3	7,3		43	91	53	36	8
A3389DPL-7.4	7,4		43	91	53	36	8
A3389DPL-7.5	7,5		43	91	53	36	8
A3389DPL-19/64IN	7,541	19/64"	43	91	53	36	8
A3389DPL-7.55	7,55		41	91	53	36	8
A3389DPL-7.8	7,8		43	91	53	36	8
A3389DPL-7.9	7,9		43	91	53	36	8
A3389DPL-5/16IN	7,938	5/16"	43	91	53	36	8
A3389DPL-8	8		43	91	53	36	8
A3389DPL-8.1	8,1		49	103	61	40	10
A3389DPL-8.2	8,2		49	103	61	40	10
A3389DPL-8.3	8,3		49	103	61	40	10
A3389DPL-21/64IN	8,334	21/64"	49	103	61	40	10
A3389DPL-8.4	8,4		49	103	61	40	10
A3389DPL-8.5	8,5		49	103	61	40	10
A3389DPL-8.6	8,6		49	103	61	40	10
A3389DPL-8.7	8,7		49	103	61	40	10
A3389DPL-11/32IN	8,731	11/32"	49	103	61	40	10
A3389DPL-8.75	8,75		46	103	61	40	10
A3389DPL-8.8	8,8		49	103	61	40	10
A3389DPL-9	9		49	103	61	40	10
A3389DPL-23/64IN	9,128	23/64"	49	103	61	40	10
A3389DPL-9.2	9,2		49	103	61	40	10
A3389DPL-9.3	9,3		49	103	61	40	10
A3389DPL-9.5	9,5		49	103	61	40	10
A3389DPL-3/8IN	9,525	3/8"	49	103	61	40	10

B1

刀具

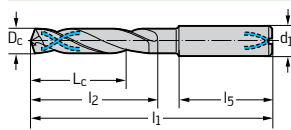


DIN 6535 HA

牌号	m7	Dc inch/Nr	Lc mm	l1 mm	l2 mm	l5 mm	h6
A3389DPL-9.6	9,6		49	103	61	40	10
A3389DPL-9.7	9,7		49	103	61	40	10
A3389DPL-9.8	9,8		49	103	61	40	10
A3389DPL-9.9	9,9		46	103	61	40	10
A3389DPL-25/64IN	9,922	25/64"	49	103	61	40	10
A3389DPL-10	10		49	103	61	40	10
A3389DPL-10.1	10,1		56	118	71	45	12
A3389DPL-10.2	10,2		56	118	71	45	12
A3389DPL-10.3	10,3		56	118	71	45	12
A3389DPL-13/32IN	10,319	13/32"	56	118	71	45	12
A3389DPL-10.4	10,4		56	118	71	45	12
A3389DPL-10.5	10,5		56	118	71	45	12
A3389DPL-27/64IN	10,716	27/64"	56	118	71	45	12
A3389DPL-10.8	10,8		56	118	71	45	12
A3389DPL-11	11		56	118	71	45	12
A3389DPL-11.1	11,1		56	118	71	45	12
A3389DPL-7/16IN	11,113	7/16"	56	118	71	45	12
A3389DPL-11.2	11,2		56	118	71	45	12
A3389DPL-11.3	11,3		53	118	71	45	12
A3389DPL-11.4	11,4		53	118	71	45	12
A3389DPL-11.5	11,5		56	118	71	45	12
A3389DPL-29/64IN	11,509	29/64"	56	118	71	45	12
A3389DPL-11.7	11,7		56	118	71	45	12
A3389DPL-11.8	11,8		56	118	71	45	12
A3389DPL-15/32IN	11,906	15/32"	56	118	71	45	12
A3389DPL-12	12		56	118	71	45	12
A3389DPL-12.1	12,1		60	124	77	45	14
A3389DPL-12.2	12,2		60	124	77	45	14
A3389DPL-12.3	12,3		60	124	77	45	14
A3389DPL-31/64IN	12,303	31/64"	60	124	77	45	14
A3389DPL-12.5	12,5		60	124	77	45	14
A3389DPL-12.6	12,6		60	124	77	45	14
A3389DPL-1/2IN	12,7	1/2"	60	124	77	45	14
A3389DPL-13	13		60	124	77	45	14
A3389DPL-13.1	13,1		63	124	77	45	14
A3389DPL-13.3	13,3		60	124	77	45	14
A3389DPL-17/32IN	13,494	17/32"	60	124	77	45	14
A3389DPL-13.5	13,5		60	124	77	45	14
A3389DPL-14	14		60	124	77	45	14
A3389DPL-9/16IN	14,288	9/16"	63	133	83	48	16
A3389DPL-14.5	14,5		63	133	83	48	16
A3389DPL-15	15		63	133	83	48	16
A3389DPL-15.1	15,1		67	133	83	48	16
A3389DPL-15.3	15,3		67	133	83	48	16
A3389DPL-15.5	15,5		63	133	83	48	16
A3389DPL-5/8IN	15,875	5/8"	63	133	83	48	16
A3389DPL-16	16		63	133	83	48	16
A3389DPL-16.5	16,5		71	143	93	48	18

B1

刀具



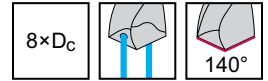
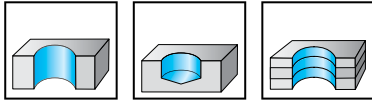
牌号	m7	D _c Inch/Nr	L _c mm	l ₁ mm	l ₂ mm	l ₅ mm	h6
A3389DPL-17	17		71	143	93	48	18
A3389DPL-17.5	17,5		71	143	93	48	18
A3389DPL-18	18		71	143	93	48	18
A3389DPL-18.5	18,5		77	153	101	50	20
A3389DPL-19	19		77	153	101	50	20
A3389DPL-3/4IN	19,05	3/4"	77	153	101	50	20
A3389DPL-20	20		77	153	101	50	20

DIN 6535 HA

整体硬质合金钻头 DC175 Supreme



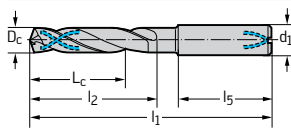
- Walter Precision cooling



	P	M	K	N	S	H	O
WJ30RY	●	●●	●	●	●●	●	●

B1

刀具



DIN 6535 HA

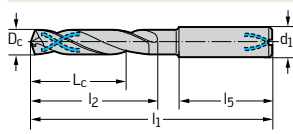
牌号	m7	Dc Inch/Nr	Lc mm	l1 mm	l2 mm	l5 mm	h6	WJ30RY
DC175-08-03.000A1-	3		28	74	34	36	6	☺
DC175-08-03.100A1-	3,1		28	74	34	36	6	☺
DC175-08-03.175A1-	3,175	1/8"	28	74	34	36	6	☺
DC175-08-03.200A1-	3,2		28	74	34	36	6	☺
DC175-08-03.300A1-	3,3		28	74	34	36	6	☺
DC175-08-03.400A1-	3,4		28	74	34	36	6	☺
DC175-08-03.500A1-	3,5		28	74	34	36	6	☺
DC175-08-03.700A1-	3,7		28	74	34	36	6	☺
DC175-08-03.800A1-	3,8		37	85	45	36	6	☺
DC175-08-03.900A1-	3,9		37	85	45	36	6	☺
DC175-08-04.000A1-	4		37	85	45	36	6	☺
DC175-08-04.100A1-	4,1		37	85	45	36	6	☺
DC175-08-04.200A1-	4,2		37	85	45	36	6	☺
DC175-08-04.300A1-	4,3		37	85	45	36	6	☺
DC175-08-04.500A1-	4,5		37	85	45	36	6	☺
DC175-08-04.700A1-	4,7		37	85	45	36	6	☺
DC175-08-04.763A1-	4,763	3/16"	48	97	57	36	6	☺
DC175-08-04.800A1-	4,8		48	97	57	36	6	☺
DC175-08-05.000A1-	5		48	97	57	36	6	☺
DC175-08-05.100A1-	5,1		48	97	57	36	6	☺
DC175-08-05.200A1-	5,2		48	97	57	36	6	☺
DC175-08-05.500A1-	5,5		48	97	57	36	6	☺
DC175-08-05.600A1-	5,6		48	97	57	36	6	☺
DC175-08-05.800A1-	5,8		48	97	57	36	6	☺
DC175-08-06.000A1-	6		48	97	57	36	6	☺
DC175-08-06.100A1-	6,1		55	106	66	36	8	☺
DC175-08-06.200A1-	6,2		55	106	66	36	8	☺
DC175-08-06.300A1-	6,3		55	106	66	36	8	☺
DC175-08-06.350A1-	6,35	1/4"	55	106	66	36	8	☺
DC175-08-06.400A1-	6,4		55	106	66	36	8	☺
DC175-08-06.500A1-	6,5		55	106	66	36	8	☺
DC175-08-06.600A1-	6,6		55	106	66	36	8	☺
DC175-08-06.700A1-	6,7		55	106	66	36	8	☺
DC175-08-06.800A1-	6,8		55	106	66	36	8	☺
DC175-08-06.900A1-	6,9		55	106	66	36	8	☺

刀具材质订购示例 WJ30RY: DC175-08-03.000A1-WJ30RY

WALTER
SELECT

●● 主要应用 ● 其他应用
最佳刀具, 用于... → 良好的 = ☺ → 一般的 = ☹ → 不利的 = ☹ 加工条件

刀具

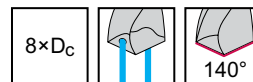
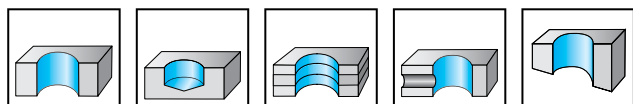


DIN 6535 HA

牌号	m7	Dc Inch/Nr	Lc mm	l1 mm	l2 mm	l5 mm	h6	WJ30RY
DC175-08-07.000A1-	7		55	106	66	36	8	☺
DC175-08-07.144A1-	7,144	9/32"	64	116	76	36	8	☺
DC175-08-07.500A1-	7,5		64	116	76	36	8	☺
DC175-08-07.600A1-	7,6		64	116	76	36	8	☺
DC175-08-07.700A1-	7,7		64	116	76	36	8	☺
DC175-08-08.000A1-	8		64	116	76	36	8	☺
DC175-08-08.100A1-	8,1		80	139	95	40	10	☺
DC175-08-08.200A1-	8,2		80	139	95	40	10	☺
DC175-08-08.400A1-	8,4		80	139	95	40	10	☺
DC175-08-08.500A1-	8,5		80	139	95	40	10	☺
DC175-08-08.600A1-	8,6		80	139	95	40	10	☺
DC175-08-08.700A1-	8,7		80	139	95	40	10	☺
DC175-08-08.800A1-	8,8		80	139	95	40	10	☺
DC175-08-09.000A1-	9		80	139	95	40	10	☺
DC175-08-09.200A1-	9,2		80	139	95	40	10	☺
DC175-08-09.300A1-	9,3		80	139	95	40	10	☺
DC175-08-09.500A1-	9,5		80	139	95	40	10	☺
DC175-08-09.800A1-	9,8		80	139	95	40	10	☺
DC175-08-10.000A1-	10		80	139	95	40	10	☺
DC175-08-10.200A1-	10,2		96	163	114	45	12	☺
DC175-08-10.500A1-	10,5		96	163	114	45	12	☺
DC175-08-11.000A1-	11		96	163	114	45	12	☺
DC175-08-11.500A1-	11,5		96	163	114	45	12	☺
DC175-08-12.000A1-	12		96	163	114	45	12	☺
DC175-08-12.500A1-	12,5		119	182	133	45	14	☺
DC175-08-13.000A1-	13		119	182	133	45	14	☺
DC175-08-14.000A1-	14		119	182	133	45	14	☺
DC175-08-15.000A1-	15		136	204	152	48	16	☺
DC175-08-16.000A1-	16		136	204	152	48	16	☺

刀具材质订购示例 WJ30RY: DC175-08-03.000A1-WJ30RY

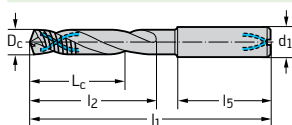
带内冷孔的整体硬质合金钻头 DC170 Supreme



WJ30EJ	P	M	K	N	S	H	O
	●●		●●			●	

B1

刀具



DIN 6535 HA

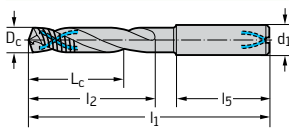
牌号	m7	Dc Inch/Nr	Lc mm	l1 mm	l2 mm	l5 mm	h6	WJ30EJ
DC170-08-03.000A1-	3		28	74	34	36	6	☺
DC170-08-03.100A1-	3,1		28	74	34	36	6	☺
DC170-08-03.175A1-	3,175	1/8"	28	74	34	36	6	☺
DC170-08-03.200A1-	3,2		28	74	34	36	6	☺
DC170-08-03.300A1-	3,3		28	74	34	36	6	☺
DC170-08-03.400A1-	3,4		28	74	34	36	6	☺
DC170-08-03.500A1-	3,5		28	74	34	36	6	☺
DC170-08-03.572A1-	3,572	9/64"	28	74	34	36	6	☺
DC170-08-03.600A1-	3,6		28	74	34	36	6	☺
DC170-08-03.700A1-	3,7		28	74	34	36	6	☺
DC170-08-03.800A1-	3,8		37	85	45	36	6	☺
DC170-08-03.900A1-	3,9		37	85	45	36	6	☺
DC170-08-03.969A1-	3,969	5/32"	37	85	45	36	6	☺
DC170-08-04.000A1-	4		37	85	45	36	6	☺
DC170-08-04.100A1-	4,1		37	85	45	36	6	☺
DC170-08-04.200A1-	4,2		37	85	45	36	6	☺
DC170-08-04.300A1-	4,3		37	85	45	36	6	☺
DC170-08-04.366A1-	4,366	11/64"	37	85	45	36	6	☺
DC170-08-04.400A1-	4,4		37	85	45	36	6	☺
DC170-08-04.500A1-	4,5		37	85	45	36	6	☺
DC170-08-04.600A1-	4,6		37	85	45	36	6	☺
DC170-08-04.763A1-	4,763	3/16"	48	97	57	36	6	☺
DC170-08-04.800A1-	4,8		48	97	57	36	6	☺
DC170-08-04.900A1-	4,9		48	97	57	36	6	☺
DC170-08-05.000A1-	5		48	97	57	36	6	☺
DC170-08-05.100A1-	5,1		48	97	57	36	6	☺
DC170-08-05.159A1-	5,159	13/64"	48	97	57	36	6	☺
DC170-08-05.200A1-	5,2		48	97	57	36	6	☺
DC170-08-05.300A1-	5,3		48	97	57	36	6	☺
DC170-08-05.400A1-	5,4		48	97	57	36	6	☺
DC170-08-05.500A1-	5,5		48	97	57	36	6	☺
DC170-08-05.556A1-	5,556	7/32"	48	97	57	36	6	☺
DC170-08-05.600A1-	5,6		48	97	57	36	6	☺
DC170-08-05.700A1-	5,7		48	97	57	36	6	☺
DC170-08-05.800A1-	5,8		48	97	57	36	6	☺

刀具材质订购示例 WJ30EJ: DC170-08-03.000A1-WJ30EJ

WALTER
SELECT

●● 主要应用 ● 其他应用
最佳刀具, 用于... → 良好的 = ☺ → 一般的 = ☹ → 不利的 = ☹ 加工条件

刀具

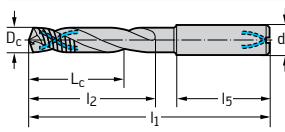


DIN 6535 HA

牌号	m7	Dc Inch/Nr	Lc mm	l1 mm	l2 mm	l5 mm	h6	WJ30EJ
DC170-08-05.900A1-	5,9		48	97	57	36	6	☺
DC170-08-05.953A1-	5,953	15/64"	48	97	57	36	6	☺
DC170-08-06.000A1-	6		48	97	57	36	6	☺
DC170-08-06.100A1-	6,1		55	106	66	36	8	☺
DC170-08-06.200A1-	6,2		55	106	66	36	8	☺
DC170-08-06.300A1-	6,3		55	106	66	36	8	☺
DC170-08-06.350A1-	6,35	1/4"	55	106	66	36	8	☺
DC170-08-06.400A1-	6,4		55	106	66	36	8	☺
DC170-08-06.500A1-	6,5		55	106	66	36	8	☺
DC170-08-06.600A1-	6,6		55	106	66	36	8	☺
DC170-08-06.700A1-	6,7		55	106	66	36	8	☺
DC170-08-06.747A1-	6,747	17/64"	55	106	66	36	8	☺
DC170-08-06.800A1-	6,8		55	106	66	36	8	☺
DC170-08-06.900A1-	6,9		55	106	66	36	8	☺
DC170-08-07.000A1-	7		55	106	66	36	8	☺
DC170-08-07.144A1-	7,144	9/32"	64	116	76	36	8	☺
DC170-08-07.400A1-	7,4		64	116	76	36	8	☺
DC170-08-07.500A1-	7,5		64	116	76	36	8	☺
DC170-08-07.541A1-	7,541	19/64"	64	116	76	36	8	☺
DC170-08-07.600A1-	7,6		64	116	76	36	8	☺
DC170-08-07.700A1-	7,7		64	116	76	36	8	☺
DC170-08-07.800A1-	7,8		64	116	76	36	8	☺
DC170-08-07.900A1-	7,9		64	116	76	36	8	☺
DC170-08-07.938A1-	7,938	5/16"	64	116	76	36	8	☺
DC170-08-08.000A1-	8		64	116	76	36	8	☺
DC170-08-08.100A1-	8,1		80	139	95	40	10	☺
DC170-08-08.200A1-	8,2		80	139	95	40	10	☺
DC170-08-08.300A1-	8,3		80	139	95	40	10	☺
DC170-08-08.334A1-	8,334	21/64"	80	139	95	40	10	☺
DC170-08-08.400A1-	8,4		80	139	95	40	10	☺
DC170-08-08.500A1-	8,5		80	139	95	40	10	☺
DC170-08-08.600A1-	8,6		80	139	95	40	10	☺
DC170-08-08.700A1-	8,7		80	139	95	40	10	☺
DC170-08-08.731A1-	8,731	11/32"	80	139	95	40	10	☺
DC170-08-08.800A1-	8,8		80	139	95	40	10	☺
DC170-08-09.000A1-	9		80	139	95	40	10	☺
DC170-08-09.100A1-	9,1		80	139	95	40	10	☺
DC170-08-09.128A1-	9,128	23/64"	80	139	95	40	10	☺
DC170-08-09.200A1-	9,2		80	139	95	40	10	☺
DC170-08-09.300A1-	9,3		80	139	95	40	10	☺
DC170-08-09.400A1-	9,4		80	139	95	40	10	☺
DC170-08-09.500A1-	9,5		80	139	95	40	10	☺
DC170-08-09.525A1-	9,525	3/8"	80	139	95	40	10	☺
DC170-08-09.600A1-	9,6		80	139	95	40	10	☺
DC170-08-09.700A1-	9,7		80	139	95	40	10	☺
DC170-08-09.800A1-	9,8		80	139	95	40	10	☺
DC170-08-09.900A1-	9,9		80	139	95	40	10	☺
DC170-08-09.922A1-	9,922	25/64"	80	139	95	40	10	☺

刀具材质订购示例 WJ30EJ: DC170-08-03.000A1-WJ30EJ

刀具



DIN 6535 HA

牌号	m7	Dc Inch/Nr	Lc mm	l1 mm	l2 mm	l5 mm	h6	WJ30EJ
DC170-08-10.000A1-	10		80	139	95	40	10	☺
DC170-08-10.100A1-	10,1		96	163	114	45	12	☺
DC170-08-10.200A1-	10,2		96	163	114	45	12	☺
DC170-08-10.300A1-	10,3		96	163	114	45	12	☺
DC170-08-10.319A1-	10,319	13/32"	96	163	114	45	12	☺
DC170-08-10.500A1-	10,5		96	163	114	45	12	☺
DC170-08-10.716A1-	10,716	27/64"	96	163	114	45	12	☺
DC170-08-10.800A1-	10,8		96	163	114	45	12	☺
DC170-08-11.000A1-	11		96	163	114	45	12	☺
DC170-08-11.100A1-	11,1		96	163	114	45	12	☺
DC170-08-11.113A1-	11,113	7/16"	96	163	114	45	12	☺
DC170-08-11.200A1-	11,2		96	163	114	45	12	☺
DC170-08-11.300A1-	11,3		96	163	114	45	12	☺
DC170-08-11.400A1-	11,4		96	163	114	45	12	☺
DC170-08-11.500A1-	11,5		96	163	114	45	12	☺
DC170-08-11.700A1-	11,7		96	163	114	45	12	☺
DC170-08-11.800A1-	11,8		96	163	114	45	12	☺
DC170-08-11.900A1-	11,9		96	163	114	45	12	☺
DC170-08-12.000A1-	12		96	163	114	45	12	☺
DC170-08-12.303A1-	12,303	31/64"	119	182	133	45	14	☺
DC170-08-12.500A1-	12,5		119	182	133	45	14	☺
DC170-08-12.700A1-	12,7	1/2"	119	182	133	45	14	☺
DC170-08-13.000A1-	13		119	182	133	45	14	☺
DC170-08-13.494A1-	13,494	17/32"	119	182	133	45	14	☺
DC170-08-13.500A1-	13,5		119	182	133	45	14	☺
DC170-08-14.000A1-	14		119	182	133	45	14	☺
DC170-08-14.288A1-	14,288	9/16"	136	204	152	48	16	☺
DC170-08-14.500A1-	14,5		136	204	152	48	16	☺
DC170-08-15.000A1-	15		136	204	152	48	16	☺
DC170-08-15.500A1-	15,5		136	204	152	48	16	☺
DC170-08-15.875A1-	15,875	5/8"	136	204	152	48	16	☺
DC170-08-16.000A1-	16		136	204	152	48	16	☺
DC170-08-16.500A1-	16,5		153	223	171	48	18	☺
DC170-08-17.000A1-	17		153	223	171	48	18	☺
DC170-08-17.500A1-	17,5		153	223	171	48	18	☺
DC170-08-18.000A1-	18		153	223	171	48	18	☺
DC170-08-20.000A1-	20		170	244	190	50	20	☺

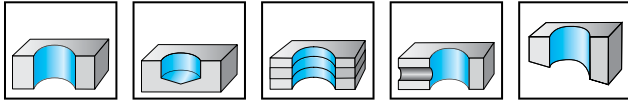
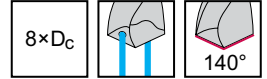
刀具材质订购示例 WJ30EJ: DC170-08-03.000A1-WJ30EJ

B1

带内冷孔的整体硬质合金钻头

DC160 Advance

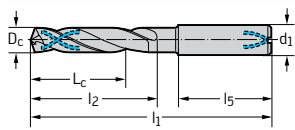
X-treme Evo



	P	M	K	N	S	H	O
WJ30ET	●●	●	●●	●●	●●	●	●

B1

刀具



DIN 6535 HA

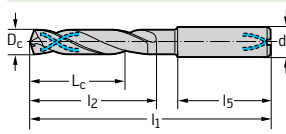
牌号	m7	Dc Inch/Nr	Lc mm	l1 mm	l2 mm	l5 mm	h6	WJ30ET
DC160-08-03.000A1-	3		28	74	34	36	6	☺
DC160-08-03.100A1-	3,1		28	74	34	36	6	☺
DC160-08-03.175A1-	3,175	1/8"	28	74	34	36	6	☺
DC160-08-03.200A1-	3,2		28	74	34	36	6	☺
DC160-08-03.300A1-	3,3		28	74	34	36	6	☺
DC160-08-03.400A1-	3,4		28	74	34	36	6	☺
DC160-08-03.500A1-	3,5		28	74	34	36	6	☺
DC160-08-03.572A1-	3,572	9/64"	28	74	34	36	6	☺
DC160-08-03.600A1-	3,6		28	74	34	36	6	☺
DC160-08-03.700A1-	3,7		28	74	34	36	6	☺
DC160-08-03.800A1-	3,8		37	85	45	36	6	☺
DC160-08-03.900A1-	3,9		37	85	45	36	6	☺
DC160-08-03.969A1-	3,969	5/32"	37	85	45	36	6	☺
DC160-08-04.000A1-	4		37	85	45	36	6	☺
DC160-08-04.100A1-	4,1		37	85	45	36	6	☺
DC160-08-04.200A1-	4,2		37	85	45	36	6	☺
DC160-08-04.300A1-	4,3		37	85	45	36	6	☺
DC160-08-04.366A1-	4,366	11/64"	37	85	45	36	6	☺
DC160-08-04.400A1-	4,4		37	85	45	36	6	☺
DC160-08-04.500A1-	4,5		37	85	45	36	6	☺
DC160-08-04.600A1-	4,6		37	85	45	36	6	☺
DC160-08-04.700A1-	4,7		37	85	45	36	6	☺
DC160-08-04.763A1-	4,763	3/16"	48	97	57	36	6	☺
DC160-08-04.800A1-	4,8		48	97	57	36	6	☺
DC160-08-04.900A1-	4,9		48	97	57	36	6	☺
DC160-08-05.000A1-	5		48	97	57	36	6	☺
DC160-08-05.100A1-	5,1		48	97	57	36	6	☺
DC160-08-05.159A1-	5,159	13/64"	48	97	57	36	6	☺
DC160-08-05.200A1-	5,2		48	97	57	36	6	☺
DC160-08-05.300A1-	5,3		48	97	57	36	6	☺
DC160-08-05.400A1-	5,4		48	97	57	36	6	☺
DC160-08-05.500A1-	5,5		48	97	57	36	6	☺
DC160-08-05.556A1-	5,556	7/32"	48	97	57	36	6	☺
DC160-08-05.600A1-	5,6		48	97	57	36	6	☺
DC160-08-05.700A1-	5,7		48	97	57	36	6	☺

刀具材质订购示例 WJ30ET: DC160-08-03.000A1-WJ30ET

WALTER
SELECT

●● 主要应用 ● 其他应用
最佳刀具, 用于... → 良好的 = ☺ → 一般的 = ☹ → 不利的 = ☹ 加工条件

刀具



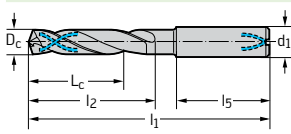
DIN 6535 HA

牌号	m7	Dc Inch/Nr	Lc mm	l1 mm	l2 mm	l5 mm	h6	WJ30ET
DC160-08-05.800A1-	5,8		48	97	57	36	6	☺
DC160-08-05.900A1-	5,9		48	97	57	36	6	☺
DC160-08-05.953A1-	5,953	15/64"	48	97	57	36	6	☺
DC160-08-06.000A1-	6		48	97	57	36	6	☺
DC160-08-06.100A1-	6,1		55	106	66	36	8	☺
DC160-08-06.200A1-	6,2		55	106	66	36	8	☺
DC160-08-06.300A1-	6,3		55	106	66	36	8	☺
DC160-08-06.350A1-	6,35	1/4"	55	106	66	36	8	☺
DC160-08-06.400A1-	6,4		55	106	66	36	8	☺
DC160-08-06.500A1-	6,5		55	106	66	36	8	☺
DC160-08-06.600A1-	6,6		55	106	66	36	8	☺
DC160-08-06.700A1-	6,7		55	106	66	36	8	☺
DC160-08-06.747A1-	6,747	17/64"	55	106	66	36	8	☺
DC160-08-06.800A1-	6,8		55	106	66	36	8	☺
DC160-08-06.900A1-	6,9		55	106	66	36	8	☺
DC160-08-07.000A1-	7		55	106	66	36	8	☺
DC160-08-07.100A1-	7,1		64	116	76	36	8	☺
DC160-08-07.144A1-	7,144	9/32"	64	116	76	36	8	☺
DC160-08-07.200A1-	7,2		64	116	76	36	8	☺
DC160-08-07.300A1-	7,3		64	116	76	36	8	☺
DC160-08-07.400A1-	7,4		64	116	76	36	8	☺
DC160-08-07.500A1-	7,5		64	116	76	36	8	☺
DC160-08-07.541A1-	7,541	19/64"	64	116	76	36	8	☺
DC160-08-07.600A1-	7,6		64	116	76	36	8	☺
DC160-08-07.700A1-	7,7		64	116	76	36	8	☺
DC160-08-07.800A1-	7,8		64	116	76	36	8	☺
DC160-08-07.900A1-	7,9		64	116	76	36	8	☺
DC160-08-07.938A1-	7,938	5/16"	64	116	76	36	8	☺
DC160-08-08.000A1-	8		64	116	76	36	8	☺
DC160-08-08.100A1-	8,1		80	139	95	40	10	☺
DC160-08-08.200A1-	8,2		80	139	95	40	10	☺
DC160-08-08.300A1-	8,3		80	139	95	40	10	☺
DC160-08-08.334A1-	8,334	21/64"	80	139	95	40	10	☺
DC160-08-08.400A1-	8,4		80	139	95	40	10	☺
DC160-08-08.500A1-	8,5		80	139	95	40	10	☺
DC160-08-08.600A1-	8,6		80	139	95	40	10	☺
DC160-08-08.700A1-	8,7		80	139	95	40	10	☺
DC160-08-08.731A1-	8,731	11/32"	80	139	95	40	10	☺
DC160-08-08.800A1-	8,8		80	139	95	40	10	☺
DC160-08-08.900A1-	8,9		80	139	95	40	10	☺
DC160-08-09.000A1-	9		80	139	95	40	10	☺
DC160-08-09.100A1-	9,1		80	139	95	40	10	☺
DC160-08-09.128A1-	9,128	23/64"	80	139	95	40	10	☺
DC160-08-09.200A1-	9,2		80	139	95	40	10	☺
DC160-08-09.300A1-	9,3		80	139	95	40	10	☺
DC160-08-09.400A1-	9,4		80	139	95	40	10	☺
DC160-08-09.500A1-	9,5		80	139	95	40	10	☺
DC160-08-09.525A1-	9,525	3/8"	80	139	95	40	10	☺

刀具材质订购示例 WJ30ET: DC160-08-03.000A1-WJ30ET

B1

刀具

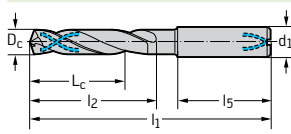


DIN 6535 HA

牌号	m7	Dc Inch/Nr	Lc mm	l1 mm	l2 mm	l5 mm	h6	WJ30ET
DC160-08-09.600A1-	9,6		80	139	95	40	10	☺
DC160-08-09.700A1-	9,7		80	139	95	40	10	☺
DC160-08-09.800A1-	9,8		80	139	95	40	10	☺
DC160-08-09.900A1-	9,9		80	139	95	40	10	☺
DC160-08-09.922A1-	9,922	25/64"	80	139	95	40	10	☺
DC160-08-10.000A1-	10		80	139	95	40	10	☺
DC160-08-10.100A1-	10,1		96	163	114	45	12	☺
DC160-08-10.200A1-	10,2		96	163	114	45	12	☺
DC160-08-10.300A1-	10,3		96	163	114	45	12	☺
DC160-08-10.319A1-	10,319	13/32"	96	163	114	45	12	☺
DC160-08-10.400A1-	10,4		96	163	114	45	12	☺
DC160-08-10.500A1-	10,5		96	163	114	45	12	☺
DC160-08-10.600A1-	10,6		96	163	114	45	12	☺
DC160-08-10.700A1-	10,7		96	163	114	45	12	☺
DC160-08-10.716A1-	10,716	27/64"	96	163	114	45	12	☺
DC160-08-10.800A1-	10,8		96	163	114	45	12	☺
DC160-08-10.900A1-	10,9		96	163	114	45	12	☺
DC160-08-11.000A1-	11		96	163	114	45	12	☺
DC160-08-11.100A1-	11,1		96	163	114	45	12	☺
DC160-08-11.113A1-	11,113	7/16"	96	163	114	45	12	☺
DC160-08-11.200A1-	11,2		96	163	114	45	12	☺
DC160-08-11.300A1-	11,3		96	163	114	45	12	☺
DC160-08-11.400A1-	11,4		96	163	114	45	12	☺
DC160-08-11.500A1-	11,5		96	163	114	45	12	☺
DC160-08-11.509A1-	11,509	29/64"	96	163	114	45	12	☺
DC160-08-11.600A1-	11,6		96	163	114	45	12	☺
DC160-08-11.700A1-	11,7		96	163	114	45	12	☺
DC160-08-11.800A1-	11,8		96	163	114	45	12	☺
DC160-08-11.900A1-	11,9		96	163	114	45	12	☺
DC160-08-11.906A1-	11,906	15/32"	96	163	114	45	12	☺
DC160-08-12.000A1-	12		96	163	114	45	12	☺
DC160-08-12.303A1-	12,303	31/64"	119	182	133	45	14	☺
DC160-08-12.500A1-	12,5		119	182	133	45	14	☺
DC160-08-12.700A1-	12,7	1/2"	119	182	133	45	14	☺
DC160-08-13.000A1-	13		119	182	133	45	14	☺
DC160-08-13.494A1-	13,494	17/32"	119	182	133	45	14	☺
DC160-08-13.500A1-	13,5		119	182	133	45	14	☺
DC160-08-14.000A1-	14		119	182	133	45	14	☺
DC160-08-14.288A1-	14,288	9/16"	136	204	152	48	16	☺
DC160-08-14.500A1-	14,5		136	204	152	48	16	☺
DC160-08-15.000A1-	15		136	204	152	48	16	☺
DC160-08-15.500A1-	15,5		136	204	152	48	16	☺
DC160-08-15.875A1-	15,875	5/8"	136	204	152	48	16	☺
DC160-08-16.000A1-	16		136	204	152	48	16	☺
DC160-08-16.500A1-	16,5		153	223	171	48	18	☺
DC160-08-17.000A1-	17		153	223	171	48	18	☺
DC160-08-17.500A1-	17,5		153	223	171	48	18	☺
DC160-08-18.000A1-	18		153	223	171	48	18	☺

刀具材质订购示例 WJ30ET: DC160-08-03.000A1-WJ30ET

刀具



DIN 6535 HA

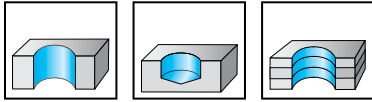
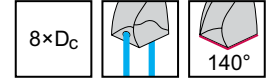
牌号	m7	Dc Inch/Nr	Lc mm	l1 mm	l2 mm	l5 mm	h6	WJ30ET
DC160-08-18.500A1-	18,5		170	244	190	50	20	☺
DC160-08-19.000A1-	19		170	244	190	50	20	☺
DC160-08-19.050A1-	19,05	3/4"	170	244	190	50	20	☺
DC160-08-19.500A1-	19,5		170	244	190	50	20	☺
DC160-08-20.000A1-	20		170	244	190	50	20	☺

刀具材质订购示例 WJ30ET: DC160-08-03.000A1-WJ30ET

B1

带内冷孔的整体硬质合金钻头

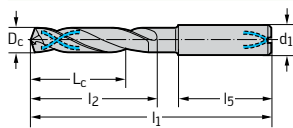
DC150 Perform



	P	M	K	N	S	H	O
WJ30TA	●●	●	●●	●●	●●	●	●

B1

刀具



DIN 6535 HA

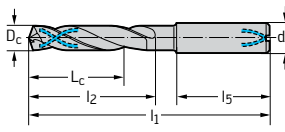
牌号	m7	Dc Inch/Nr	Lc mm	l1 mm	l2 mm	l5 mm	h6	WJ30TA
DC150-08-03.000A1-	3		28	74	34	36	6	☺
DC150-08-03.100A1-	3,1		28	74	34	36	6	☺
DC150-08-03.175A1-	3,175	1/8"	28	74	34	36	6	☺
DC150-08-03.200A1-	3,2		28	74	34	36	6	☺
DC150-08-03.300A1-	3,3		28	74	34	36	6	☺
DC150-08-03.400A1-	3,4		28	74	34	36	6	☺
DC150-08-03.500A1-	3,5		28	74	34	36	6	☺
DC150-08-03.572A1-	3,572	9/64"	28	74	34	36	6	☺
DC150-08-03.600A1-	3,6		28	74	34	36	6	☺
DC150-08-03.700A1-	3,7		28	74	34	36	6	☺
DC150-08-03.800A1-	3,8		37	85	45	36	6	☺
DC150-08-03.900A1-	3,9		37	85	45	36	6	☺
DC150-08-03.969A1-	3,969	5/32"	37	85	45	36	6	☺
DC150-08-04.000A1-	4		37	85	45	36	6	☺
DC150-08-04.100A1-	4,1		37	85	45	36	6	☺
DC150-08-04.200A1-	4,2		37	85	45	36	6	☺
DC150-08-04.300A1-	4,3		37	85	45	36	6	☺
DC150-08-04.366A1-	4,366	11/64"	37	85	45	36	6	☺
DC150-08-04.400A1-	4,4		37	85	45	36	6	☺
DC150-08-04.500A1-	4,5		37	85	45	36	6	☺
DC150-08-04.600A1-	4,6		37	85	45	36	6	☺
DC150-08-04.700A1-	4,7		37	85	45	36	6	☺
DC150-08-04.763A1-	4,763	3/16"	48	97	57	36	6	☺
DC150-08-04.800A1-	4,8		48	97	57	36	6	☺
DC150-08-04.900A1-	4,9		48	97	57	36	6	☺
DC150-08-05.000A1-	5		48	97	57	36	6	☺
DC150-08-05.100A1-	5,1		48	97	57	36	6	☺
DC150-08-05.159A1-	5,159	13/64"	48	97	57	36	6	☺
DC150-08-05.200A1-	5,2		48	97	57	36	6	☺
DC150-08-05.300A1-	5,3		48	97	57	36	6	☺
DC150-08-05.400A1-	5,4		48	97	57	36	6	☺
DC150-08-05.500A1-	5,5		48	97	57	36	6	☺
DC150-08-05.556A1-	5,556	7/32"	48	97	57	36	6	☺
DC150-08-05.600A1-	5,6		48	97	57	36	6	☺
DC150-08-05.700A1-	5,7		48	97	57	36	6	☺

刀具材质订购示例 WJ30TA: DC150-08-03.000A1-WJ30TA

WALTER
SELECT

●● 主要应用 ● 其他应用
最佳刀具, 用于... → 良好的 = ☺ → 一般的 = ☹ → 不利的 = ☹ 加工条件

刀具



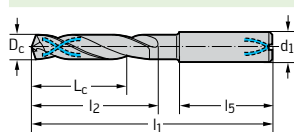
DIN 6535 HA

牌号	m7	Dc Inch/Nr	Lc mm	l1 mm	l2 mm	l5 mm	h6	WJ30TA
DC150-08-05.800A1-	5,8		48	97	57	36	6	☺
DC150-08-05.900A1-	5,9		48	97	57	36	6	☺
DC150-08-05.953A1-	5,953	15/64"	48	97	57	36	6	☺
DC150-08-06.000A1-	6		48	97	57	36	6	☺
DC150-08-06.100A1-	6,1		55	106	66	36	8	☺
DC150-08-06.200A1-	6,2		55	106	66	36	8	☺
DC150-08-06.300A1-	6,3		55	106	66	36	8	☺
DC150-08-06.350A1-	6,35	1/4"	55	106	66	36	8	☺
DC150-08-06.400A1-	6,4		55	106	66	36	8	☺
DC150-08-06.500A1-	6,5		55	106	66	36	8	☺
DC150-08-06.600A1-	6,6		55	106	66	36	8	☺
DC150-08-06.700A1-	6,7		55	106	66	36	8	☺
DC150-08-06.747A1-	6,747	17/64"	55	106	66	36	8	☺
DC150-08-06.800A1-	6,8		55	106	66	36	8	☺
DC150-08-06.900A1-	6,9		55	106	66	36	8	☺
DC150-08-07.000A1-	7		55	106	66	36	8	☺
DC150-08-07.100A1-	7,1		64	116	76	36	8	☺
DC150-08-07.144A1-	7,144	9/32"	64	116	76	36	8	☺
DC150-08-07.200A1-	7,2		64	116	76	36	8	☺
DC150-08-07.300A1-	7,3		64	116	76	36	8	☺
DC150-08-07.400A1-	7,4		64	116	76	36	8	☺
DC150-08-07.500A1-	7,5		64	116	76	36	8	☺
DC150-08-07.541A1-	7,541	19/64"	64	116	76	36	8	☺
DC150-08-07.600A1-	7,6		64	116	76	36	8	☺
DC150-08-07.700A1-	7,7		64	116	76	36	8	☺
DC150-08-07.800A1-	7,8		64	116	76	36	8	☺
DC150-08-07.900A1-	7,9		64	116	76	36	8	☺
DC150-08-07.938A1-	7,938	5/16"	64	116	76	36	8	☺
DC150-08-08.000A1-	8		64	116	76	36	8	☺
DC150-08-08.100A1-	8,1		80	139	95	40	10	☺
DC150-08-08.200A1-	8,2		80	139	95	40	10	☺
DC150-08-08.300A1-	8,3		80	139	95	40	10	☺
DC150-08-08.334A1-	8,334	21/64"	80	139	95	40	10	☺
DC150-08-08.400A1-	8,4		80	139	95	40	10	☺
DC150-08-08.500A1-	8,5		80	139	95	40	10	☺
DC150-08-08.600A1-	8,6		80	139	95	40	10	☺
DC150-08-08.700A1-	8,7		80	139	95	40	10	☺
DC150-08-08.731A1-	8,731	11/32"	80	139	95	40	10	☺
DC150-08-08.800A1-	8,8		80	139	95	40	10	☺
DC150-08-08.900A1-	8,9		80	139	95	40	10	☺
DC150-08-09.000A1-	9		80	139	95	40	10	☺
DC150-08-09.100A1-	9,1		80	139	95	40	10	☺
DC150-08-09.128A1-	9,128	23/64"	80	139	95	40	10	☺
DC150-08-09.200A1-	9,2		80	139	95	40	10	☺
DC150-08-09.300A1-	9,3		80	139	95	40	10	☺
DC150-08-09.400A1-	9,4		80	139	95	40	10	☺
DC150-08-09.500A1-	9,5		80	139	95	40	10	☺
DC150-08-09.525A1-	9,525	3/8"	80	139	95	40	10	☺

刀具材质订购示例 WJ30TA: DC150-08-03.000A1-WJ30TA

B1

刀具

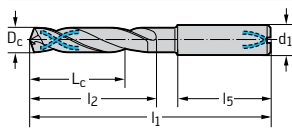


DIN 6535 HA

牌号	m7	Dc Inch/Nr	Lc mm	l1 mm	l2 mm	l5 mm	h6	WJ30TA
DC150-08-09.600A1-	9,6		80	139	95	40	10	☺
DC150-08-09.700A1-	9,7		80	139	95	40	10	☺
DC150-08-09.800A1-	9,8		80	139	95	40	10	☺
DC150-08-09.900A1-	9,9		80	139	95	40	10	☺
DC150-08-09.922A1-	9,922	25/64"	80	139	95	40	10	☺
DC150-08-10.000A1-	10		80	139	95	40	10	☺
DC150-08-10.100A1-	10,1		96	163	114	45	12	☺
DC150-08-10.200A1-	10,2		96	163	114	45	12	☺
DC150-08-10.300A1-	10,3		96	163	114	45	12	☺
DC150-08-10.319A1-	10,319	13/32"	96	163	114	45	12	☺
DC150-08-10.400A1-	10,4		96	163	114	45	12	☺
DC150-08-10.500A1-	10,5		96	163	114	45	12	☺
DC150-08-10.700A1-	10,7		96	163	114	45	12	☺
DC150-08-10.716A1-	10,716	27/64"	96	163	114	45	12	☺
DC150-08-10.800A1-	10,8		96	163	114	45	12	☺
DC150-08-10.900A1-	10,9		96	163	114	45	12	☺
DC150-08-11.000A1-	11		96	163	114	45	12	☺
DC150-08-11.100A1-	11,1		96	163	114	45	12	☺
DC150-08-11.113A1-	11,113	7/16"	96	163	114	45	12	☺
DC150-08-11.200A1-	11,2		96	163	114	45	12	☺
DC150-08-11.300A1-	11,3		96	163	114	45	12	☺
DC150-08-11.500A1-	11,5		96	163	114	45	12	☺
DC150-08-11.600A1-	11,6		96	163	114	45	12	☺
DC150-08-11.700A1-	11,7		96	163	114	45	12	☺
DC150-08-11.800A1-	11,8		96	163	114	45	12	☺
DC150-08-11.900A1-	11,9		96	163	114	45	12	☺
DC150-08-11.906A1-	11,906	15/32"	96	163	114	45	12	☺
DC150-08-12.000A1-	12		96	163	114	45	12	☺
DC150-08-12.303A1-	12,303	31/64"	119	182	133	45	14	☺
DC150-08-12.500A1-	12,5		119	182	133	45	14	☺
DC150-08-12.700A1-	12,7	1/2"	119	182	133	45	14	☺
DC150-08-13.000A1-	13		119	182	133	45	14	☺
DC150-08-13.494A1-	13,494	17/32"	119	182	133	45	14	☺
DC150-08-13.500A1-	13,5		119	182	133	45	14	☺
DC150-08-14.000A1-	14		119	182	133	45	14	☺
DC150-08-14.288A1-	14,288	9/16"	136	204	152	48	16	☺
DC150-08-14.500A1-	14,5		136	204	152	48	16	☺
DC150-08-15.000A1-	15		136	204	152	48	16	☺
DC150-08-15.500A1-	15,5		136	204	152	48	16	☺
DC150-08-15.875A1-	15,875	5/8"	136	204	152	48	16	☺
DC150-08-16.000A1-	16		136	204	152	48	16	☺
DC150-08-16.500A1-	16,5		153	223	171	48	18	☺
DC150-08-17.000A1-	17		153	223	171	48	18	☺
DC150-08-17.500A1-	17,5		153	223	171	48	18	☺
DC150-08-18.000A1-	18		153	223	171	48	18	☺
DC150-08-18.500A1-	18,5		170	244	190	50	20	☺
DC150-08-19.000A1-	19		170	244	190	50	20	☺
DC150-08-19.050A1-	19,05	3/4"	170	244	190	50	20	☺

刀具材质订购示例 WJ30TA: DC150-08-03.000A1-WJ30TA

刀具



牌号	m7	Dc Inch/Nr	Lc mm	l1 mm	l2 mm	l5 mm	h6	WJ30TA
DC150-08-19.500A1-	19,5		170	244	190	50	20	⊕
DC150-08-20.000A1-	20		170	244	190	50	20	⊕

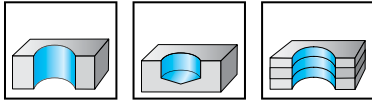
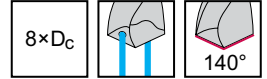
DIN 6535 HA

刀具材质订购示例 WJ30TA: DC150-08-03.000A1-WJ30TA

B1

带内冷孔的整体硬质合金 Micro 钻头

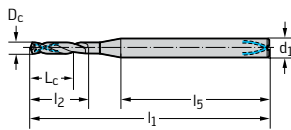
DB133 Supreme



	P	M	K	N	S	H	O
WJ30ER	●●	●●	●●	●●	●●	●	●

B1

刀具



DIN 6535 HA

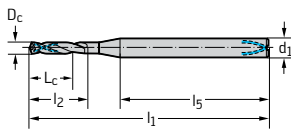
牌号	m7	Dc Inch/Nr	Lc mm	l1 mm	l2 mm	l5 mm	h6	WJ30ER
DB133-08-00.700A1-	0,7		6,9	50	8	35	3	☺
DB133-08-00.750A1-	0,75		7,8	50	9	34	3	☺
DB133-08-00.794A1-	0,794	1/32"	7,8	50	9	34	3	☺
DB133-08-00.800A1-	0,8		7,8	50	9	34	3	☺
DB133-08-00.850A1-	0,85		8,6	53	10	36	3	☺
DB133-08-00.900A1-	0,9		8,6	53	10	36	3	☺
DB133-08-00.950A1-	0,95		10,5	53	12	34	3	☺
DB133-08-01.000A1-	1		10,5	53	12	34	3	☺
DB133-08-01.050A1-	1,05		11	54	13	35	3	☺
DB133-08-01.100A1-	1,1		11	54	13	35	3	☺
DB133-08-01.150A1-	1,15		12	54	14	34	3	☺
DB133-08-01.191A1-	1,191	3/64"	12	54	14	34	3	☺
DB133-08-01.200A1-	1,2		12	54	14	34	3	☺
DB133-08-01.250A1-	1,25		12	54	14	34	3	☺
DB133-08-01.300A1-	1,3		13	57	15	36	3	☺
DB133-08-01.350A1-	1,35		13	57	16	35	3	☺
DB133-08-01.400A1-	1,4		13	57	16	35	3	☺
DB133-08-01.450A1-	1,45		14	57	17	34	3	☺
DB133-08-01.500A1-	1,5		14	57	17	34	3	☺
DB133-08-01.550A1-	1,55		15	60	18	37	3	☺
DB133-08-01.588A1-	1,588	1/16"	15	60	18	37	3	☺
DB133-08-01.600A1-	1,6		15	60	18	37	3	☺
DB133-08-01.650A1-	1,65		17	60	20	35	3	☺
DB133-08-01.700A1-	1,7		17	60	20	35	3	☺
DB133-08-01.750A1-	1,75		18	60	21	34	3	☺
DB133-08-01.800A1-	1,8		18	60	21	34	3	☺
DB133-08-01.820A1-	1,82		19	63	22	36	3	☺
DB133-08-01.850A1-	1,85		19	63	22	36	3	☺
DB133-08-01.900A1-	1,9		19	63	22	36	3	☺
DB133-08-01.950A1-	1,95		20	63	23	35	3	☺
DB133-08-01.984A1-	1,984	5/64"	20	63	23	35	3	☺
★ DB133-08-02.000A1-	2		20	63	23	35	3	☹
★ DB133-08-02.050A1-	2,05		20	63	24	35	3	☹
★ DB133-08-02.100A1-	2,1		20	63	24	35	3	☹
★ DB133-08-02.150A1-	2,15		21	63	25	34	3	☹

刀具材质订购示例 WJ30ER: DB133-08-00.700A1-WJ30ER

WALTER
SELECT

●● 主要应用 ● 其他应用
最佳刀具, 用于... → 良好的 = ☺ → 一般的 = ☹ → 不利的 = ☹ 加工条件

刀具



DIN 6535 HA

牌号	m7	Dc Inch/Nr	Lc mm	l1 mm	l2 mm	l5 mm	h6	WJ30ER
★ DB133-08-02.200A1-	2,2		21	63	25	34	3	☹
★ DB133-08-02.250A1-	2,25		22	67	26	37	3	☹
★ DB133-08-02.300A1-	2,3		22	67	26	37	3	☹
★ DB133-08-02.350A1-	2,35		24	67	28	35	3	☹
★ DB133-08-02.381A1-	2,381	3/32"	24	67	28	35	3	☹
★ DB133-08-02.400A1-	2,4		24	67	28	35	3	☹
★ DB133-08-02.450A1-	2,45		25	67	29	34	3	☹
★ DB133-08-02.500A1-	2,5		25	67	29	34	3	☹
★ DB133-08-02.550A1-	2,55		26	71	30	37	3	☹
★ DB133-08-02.600A1-	2,6		26	71	30	37	3	☹
★ DB133-08-02.650A1-	2,65		26	71	31	37	3	☹
★ DB133-08-02.700A1-	2,7		26	71	31	37	3	☹
★ DB133-08-02.750A1-	2,75		27	71	32	36	3	☹
★ DB133-08-02.778A1-	2,778	7/64"	27	71	32	36	3	☹
★ DB133-08-02.800A1-	2,8		27	71	32	36	3	☹
★ DB133-08-02.850A1-	2,85		28	71	33	35	3	☹
★ DB133-08-02.900A1-	2,9		28	71	33	35	3	☹
★ DB133-08-02.950A1-	2,95		29	71	34	34	3	☹

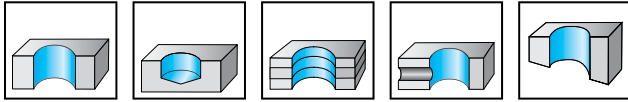
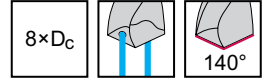
刀具材质订购示例 WJ30ER: DB133-08-00.700A1-WJ30ER

B1

带内冷孔的整体硬质合金钻头

A6489DPP

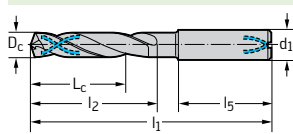
X-treme D8



	P	M	K	N	S	H	O
DPP	●●	●●	●●	●●	●●	●●	●

B1

刀具



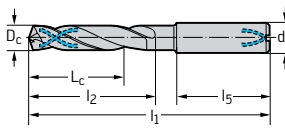
DIN 6535 HA

牌号	m7	Dc Inch/Nr	Lc mm	l1 mm	l2 mm	l5 mm	h6
A6489DPP-3	3		28	74	34	36	6
A6489DPP-3.1	3,1		28	74	34	36	6
A6489DPP-1/8IN	3,175	1/8"	28	74	34	36	6
A6489DPP-3.2	3,2		28	74	34	36	6
A6489DPP-3.3	3,3		28	74	34	36	6
A6489DPP-3.4	3,4		28	74	34	36	6
A6489DPP-3.5	3,5		28	74	34	36	6
A6489DPP-9/64IN	3,572	9/64"	28	74	34	36	6
A6489DPP-3.6	3,6		28	74	34	36	6
A6489DPP-3.7	3,7		28	74	34	36	6
A6489DPP-3.8	3,8		37	85	45	36	6
A6489DPP-3.9	3,9		37	85	45	36	6
A6489DPP-5/32IN	3,969	5/32"	37	85	45	36	6
A6489DPP-4	4		37	85	45	36	6
A6489DPP-4.1	4,1		37	85	45	36	6
A6489DPP-4.2	4,2		37	85	45	36	6
A6489DPP-4.3	4,3		37	85	45	36	6
A6489DPP-11/64IN	4,366	11/64"	37	85	45	36	6
A6489DPP-4.4	4,4		37	85	45	36	6
A6489DPP-4.5	4,5		37	85	45	36	6
A6489DPP-4.6	4,6		37	85	45	36	6
A6489DPP-4.7	4,7		37	85	45	36	6
A6489DPP-3/16IN	4,763	3/16"	48	97	57	36	6
A6489DPP-4.8	4,8		48	97	57	36	6
A6489DPP-4.9	4,9		48	97	57	36	6
A6489DPP-5	5		48	97	57	36	6
A6489DPP-5.1	5,1		48	97	57	36	6
A6489DPP-13/64IN	5,159	13/64"	48	97	57	36	6
A6489DPP-5.2	5,2		48	97	57	36	6
A6489DPP-5.3	5,3		48	97	57	36	6
A6489DPP-5.4	5,4		48	97	57	36	6
A6489DPP-5.5	5,5		48	97	57	36	6
A6489DPP-7/32IN	5,556	7/32"	48	97	57	36	6
A6489DPP-5.6	5,6		48	97	57	36	6
A6489DPP-5.7	5,7		48	97	57	36	6

**WALTER
SELECT**

●● 主要应用 ● 其他应用
 最佳刀具, 用于... → 良好的 = ☺ → 一般的 = ☹ → 不利的 = ☹ 加工条件

刀具

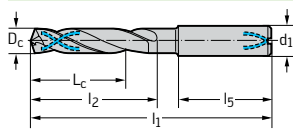


DIN 6535 HA

牌号	m7	Dc Inch/Nr	Lc mm	l1 mm	l2 mm	l5 mm	h6
A6489DPP-5.8	5,8		48	97	57	36	6
A6489DPP-5.9	5,9		48	97	57	36	6
A6489DPP-15/64IN	5,953	15/64"	48	97	57	36	6
A6489DPP-6	6		48	97	57	36	6
A6489DPP-6.1	6,1		55	106	66	36	8
A6489DPP-6.2	6,2		55	106	66	36	8
A6489DPP-6.3	6,3		55	106	66	36	8
A6489DPP-1/4IN	6,35	1/4"	55	106	66	36	8
A6489DPP-6.4	6,4		55	106	66	36	8
A6489DPP-6.5	6,5		55	106	66	36	8
A6489DPP-6.6	6,6		55	106	66	36	8
A6489DPP-6.7	6,7		55	106	66	36	8
A6489DPP-17/64IN	6,747	17/64"	55	106	66	36	8
A6489DPP-6.8	6,8		55	106	66	36	8
A6489DPP-6.9	6,9		55	106	66	36	8
A6489DPP-7	7		55	106	66	36	8
A6489DPP-7.1	7,1		64	116	76	36	8
A6489DPP-9/32IN	7,144	9/32"	64	116	76	36	8
A6489DPP-7.2	7,2		64	116	76	36	8
A6489DPP-7.3	7,3		64	116	76	36	8
A6489DPP-7.4	7,4		64	116	76	36	8
A6489DPP-7.5	7,5		64	116	76	36	8
A6489DPP-19/64IN	7,541	19/64"	64	116	76	36	8
A6489DPP-7.6	7,6		64	116	76	36	8
A6489DPP-7.7	7,7		64	116	76	36	8
A6489DPP-7.8	7,8		64	116	76	36	8
A6489DPP-7.9	7,9		64	116	76	36	8
A6489DPP-5/16IN	7,938	5/16"	64	116	76	36	8
A6489DPP-8	8		64	116	76	36	8
A6489DPP-8.1	8,1		80	139	95	40	10
A6489DPP-8.2	8,2		80	139	95	40	10
A6489DPP-8.3	8,3		80	139	95	40	10
A6489DPP-21/64IN	8,334	21/64"	80	139	95	40	10
A6489DPP-8.4	8,4		80	139	95	40	10
A6489DPP-8.5	8,5		80	139	95	40	10
A6489DPP-8.6	8,6		80	139	95	40	10
A6489DPP-8.7	8,7		80	139	95	40	10
A6489DPP-11/32IN	8,731	11/32"	80	139	95	40	10
A6489DPP-8.8	8,8		80	139	95	40	10
A6489DPP-8.9	8,9		80	139	95	40	10
A6489DPP-9	9		80	139	95	40	10
A6489DPP-9.1	9,1		80	139	95	40	10
A6489DPP-23/64IN	9,128	23/64"	80	139	95	40	10
A6489DPP-9.2	9,2		80	139	95	40	10
A6489DPP-9.3	9,3		80	139	95	40	10
A6489DPP-9.4	9,4		80	139	95	40	10
A6489DPP-9.5	9,5		80	139	95	40	10
A6489DPP-3/8IN	9,525	3/8"	80	139	95	40	10

B1

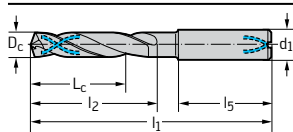
刀具



DIN 6535 HA

B1

牌号	m7	Dc Inch/Nr	Lc mm	l1 mm	l2 mm	l5 mm	h6
A6489DPP-9.6	9,6		80	139	95	40	10
A6489DPP-9.7	9,7		80	139	95	40	10
A6489DPP-9.8	9,8		80	139	95	40	10
A6489DPP-9.9	9,9		80	139	95	40	10
A6489DPP-25/64IN	9,922	25/64"	80	139	95	40	10
A6489DPP-10	10		80	139	95	40	10
A6489DPP-10.1	10,1		96	163	114	45	12
A6489DPP-10.2	10,2		96	163	114	45	12
A6489DPP-10.3	10,3		96	163	114	45	12
A6489DPP-13/32IN	10,319	13/32"	96	163	114	45	12
A6489DPP-10.4	10,4		96	163	114	45	12
A6489DPP-10.5	10,5		96	163	114	45	12
A6489DPP-10.6	10,6		96	163	114	45	12
A6489DPP-10.7	10,7		96	163	114	45	12
A6489DPP-27/64IN	10,716	27/64"	96	163	114	45	12
A6489DPP-10.8	10,8		96	163	114	45	12
A6489DPP-10.9	10,9		96	163	114	45	12
A6489DPP-11	11		96	163	114	45	12
A6489DPP-11.1	11,1		96	163	114	45	12
A6489DPP-7/16IN	11,113	7/16"	96	163	114	45	12
A6489DPP-11.2	11,2		96	163	114	45	12
A6489DPP-11.3	11,3		96	163	114	45	12
A6489DPP-11.4	11,4		96	163	114	45	12
A6489DPP-11.5	11,5		96	163	114	45	12
A6489DPP-29/64IN	11,509	29/64"	96	163	114	45	12
A6489DPP-11.6	11,6		96	163	114	45	12
A6489DPP-11.7	11,7		96	163	114	45	12
A6489DPP-11.8	11,8		96	163	114	45	12
A6489DPP-11.9	11,9		96	163	114	45	12
A6489DPP-15/32IN	11,906	15/32"	96	163	114	45	12
A6489DPP-12	12		96	163	114	45	12
A6489DPP-31/64IN	12,303	31/64"	119	182	133	45	14
A6489DPP-12.5	12,5		119	182	133	45	14
A6489DPP-1/2IN	12,7	1/2"	119	182	133	45	14
A6489DPP-13	13		119	182	133	45	14
A6489DPP-17/32IN	13,494	17/32"	119	182	133	45	14
A6489DPP-13.5	13,5		119	182	133	45	14
A6489DPP-14	14		119	182	133	45	14
A6489DPP-9/16IN	14,288	9/16"	136	204	152	48	16
A6489DPP-14.5	14,5		136	204	152	48	16
A6489DPP-15	15		136	204	152	48	16
A6489DPP-15.5	15,5		136	204	152	48	16
A6489DPP-5/8IN	15,875	5/8"	136	204	152	48	16
A6489DPP-16	16		136	204	152	48	16
A6489DPP-16.5	16,5		153	223	171	48	18
A6489DPP-17	17		153	223	171	48	18
A6489DPP-17.5	17,5		153	223	171	48	18
A6489DPP-18	18		153	223	171	48	18
A6489DPP-18.5	18,5		170	244	190	50	20
A6489DPP-19	19		170	244	190	50	20
A6489DPP-3/4IN	19,05	3/4"	170	244	190	50	20
A6489DPP-19.5	19,5		170	244	190	50	20
A6489DPP-20	20		170	244	190	50	20

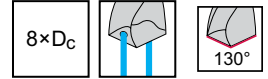
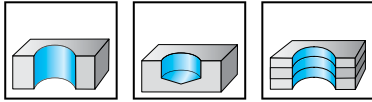


DIN 6535 HA

带内冷孔的整体硬质合金钻头

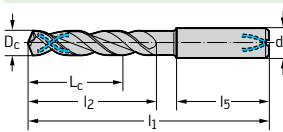
A3486TIP

Alpha® 44



	P	M	K	N	S	H	O
TIP	●●	●	●	●●	●		●

刀具



DIN 6535 HA

牌号	m7	L _c mm	l ₁ mm	l ₂ mm	l ₅ mm	h6
A3486TIP-5	5	54	101	63	36	6
A3486TIP-5.2	5.2	54	101	63	36	6
A3486TIP-5.5	5.5	54	101	63	36	6
A3486TIP-5.8	5.8	54	101	63	36	6
A3486TIP-6	6	54	101	63	36	6
A3486TIP-6.1	6.1	67	117	79	36	8
A3486TIP-6.5	6.5	67	117	79	36	8
A3486TIP-6.6	6.6	67	117	79	36	8
A3486TIP-6.8	6.8	67	117	79	36	8
A3486TIP-7	7	67	117	79	36	8
A3486TIP-7.5	7.5	67	117	79	36	8
A3486TIP-7.8	7.8	67	117	79	36	8
A3486TIP-8	8	67	117	79	36	8
A3486TIP-8.5	8.5	76	133	91	40	10
A3486TIP-9	9	76	133	91	40	10

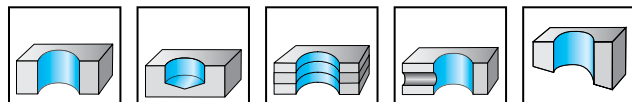
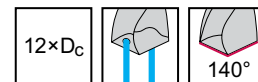
B1

WALTER
SELECT

最佳刀具, 用于... → 良好的 = 😊 → 一般的 = 😐 → 不利的 = ☹️ 加工条件

●● 主要应用 ● 其他应用

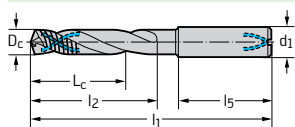
带内冷孔的整体硬质合金钻头 DC170 Supreme



	P	M	K	N	S	H	O
WJ30EJ	●●		●●			●	

B1

刀具



DIN 6535 HA

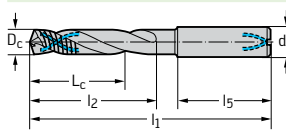
牌号	m7	Dc Inch/Nr	Lc mm	l1 mm	l2 mm	l5 mm	h6	WJ30EJ
DC170-12-03.000A1-	3		48	92	54	36	6	☺
DC170-12-03.100A1-	3,1		48	92	54	36	6	☺
DC170-12-03.175A1-	3,175	1/8"	48	92	54	36	6	☺
DC170-12-03.200A1-	3,2		48	92	54	36	6	☺
DC170-12-03.300A1-	3,3		48	92	54	36	6	☺
DC170-12-03.400A1-	3,4		48	92	54	36	6	☺
DC170-12-03.500A1-	3,5		48	92	54	36	6	☺
DC170-12-03.572A1-	3,572	9/64"	48	92	54	36	6	☺
DC170-12-03.600A1-	3,6		48	92	54	36	6	☺
DC170-12-03.700A1-	3,7		48	92	54	36	6	☺
DC170-12-03.800A1-	3,8		56	102	64	36	6	☺
DC170-12-03.900A1-	3,9		56	102	64	36	6	☺
DC170-12-03.969A1-	3,969	5/32"	56	102	64	36	6	☺
DC170-12-04.000A1-	4		56	102	64	36	6	☺
DC170-12-04.100A1-	4,1		56	102	64	36	6	☺
DC170-12-04.200A1-	4,2		56	102	64	36	6	☺
DC170-12-04.300A1-	4,3		56	102	64	36	6	☺
DC170-12-04.366A1-	4,366	11/64"	56	102	64	36	6	☺
DC170-12-04.400A1-	4,4		56	102	64	36	6	☺
DC170-12-04.500A1-	4,5		56	102	64	36	6	☺
DC170-12-04.600A1-	4,6		56	102	64	36	6	☺
DC170-12-04.700A1-	4,7		56	102	64	36	6	☺
DC170-12-04.763A1-	4,763	3/16"	74	121	83	36	6	☺
DC170-12-04.800A1-	4,8		74	121	83	36	6	☺
DC170-12-04.900A1-	4,9		74	121	83	36	6	☺
DC170-12-05.000A1-	5		74	121	83	36	6	☺
DC170-12-05.100A1-	5,1		74	121	83	36	6	☺
DC170-12-05.159A1-	5,159	13/64"	74	121	83	36	6	☺
DC170-12-05.200A1-	5,2		74	121	83	36	6	☺
DC170-12-05.300A1-	5,3		74	121	83	36	6	☺
DC170-12-05.400A1-	5,4		74	121	83	36	6	☺
DC170-12-05.500A1-	5,5		74	121	83	36	6	☺
DC170-12-05.550A1-	5,55		74	121	83	36	6	☺
DC170-12-05.556A1-	5,556	7/32"	74	121	83	36	6	☺
DC170-12-05.600A1-	5,6		74	121	83	36	6	☺

刀具材质订购示例 WJ30EJ: DC170-12-03.000A1-WJ30EJ

**WALTER
SELECT**

●● 主要应用 ● 其他应用
最佳刀具, 用于... → 良好的 = ☺ → 一般的 = ☹ → 不利的 = ☹ 加工条件

刀具



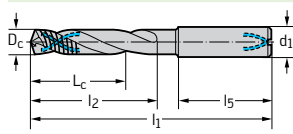
DIN 6535 HA

牌号	m7	Dc Inch/Nr	Lc mm	l1 mm	l2 mm	l5 mm	h6	WJ30EJ
DC170-12-05.700A1-	5,7		74	121	83	36	6	☺
DC170-12-05.800A1-	5,8		74	121	83	36	6	☺
DC170-12-05.900A1-	5,9		74	121	83	36	6	☺
DC170-12-06.000A1-	6		74	121	83	36	6	☺
DC170-12-06.100A1-	6,1		98	148	110	36	8	☺
DC170-12-06.200A1-	6,2		98	148	110	36	8	☺
DC170-12-06.300A1-	6,3		98	148	110	36	8	☺
DC170-12-06.350A1-	6,35	1/4"	98	148	110	36	8	☺
DC170-12-06.400A1-	6,4		98	148	110	36	8	☺
DC170-12-06.500A1-	6,5		98	148	110	36	8	☺
DC170-12-06.600A1-	6,6		98	148	110	36	8	☺
DC170-12-06.747A1-	6,747	17/64"	98	148	110	36	8	☺
DC170-12-06.800A1-	6,8		98	148	110	36	8	☺
DC170-12-06.900A1-	6,9		98	148	110	36	8	☺
DC170-12-07.000A1-	7		98	148	110	36	8	☺
DC170-12-07.100A1-	7,1		98	148	110	36	8	☺
DC170-12-07.144A1-	7,144	9/32"	98	148	110	36	8	☺
DC170-12-07.300A1-	7,3		98	148	110	36	8	☺
DC170-12-07.400A1-	7,4		98	148	110	36	8	☺
DC170-12-07.500A1-	7,5		98	148	110	36	8	☺
DC170-12-07.541A1-	7,541	19/64"	98	148	110	36	8	☺
DC170-12-07.800A1-	7,8		98	148	110	36	8	☺
DC170-12-07.900A1-	7,9		98	148	110	36	8	☺
DC170-12-07.938A1-	7,938	5/16"	98	148	110	36	8	☺
DC170-12-08.000A1-	8		98	148	110	36	8	☺
DC170-12-08.100A1-	8,1		123	180	138	40	10	☺
DC170-12-08.200A1-	8,2		123	180	138	40	10	☺
DC170-12-08.300A1-	8,3		123	180	138	40	10	☺
DC170-12-08.400A1-	8,4		123	180	138	40	10	☺
DC170-12-08.500A1-	8,5		123	180	138	40	10	☺
DC170-12-08.600A1-	8,6		123	180	138	40	10	☺
DC170-12-08.700A1-	8,7		123	180	138	40	10	☺
DC170-12-08.731A1-	8,731	11/32"	123	180	138	40	10	☺
DC170-12-08.800A1-	8,8		123	180	138	40	10	☺
DC170-12-09.000A1-	9		123	180	138	40	10	☺
DC170-12-09.128A1-	9,128	23/64"	123	180	138	40	10	☺
DC170-12-09.300A1-	9,3		123	180	138	40	10	☺
DC170-12-09.500A1-	9,5		123	180	138	40	10	☺
DC170-12-09.525A1-	9,525	3/8"	123	180	138	40	10	☺
DC170-12-09.600A1-	9,6		123	180	138	40	10	☺
DC170-12-09.700A1-	9,7		123	180	138	40	10	☺
DC170-12-09.800A1-	9,8		123	180	138	40	10	☺
DC170-12-09.922A1-	9,922	25/64"	123	180	138	40	10	☺
DC170-12-10.000A1-	10		123	180	138	40	10	☺
DC170-12-10.100A1-	10,1		140	206	158	45	12	☺
DC170-12-10.200A1-	10,2		140	206	158	45	12	☺
DC170-12-10.300A1-	10,3		140	206	158	45	12	☺
DC170-12-10.319A1-	10,319	13/32"	140	206	158	45	12	☺

刀具材质订购示例 WJ30EJ: DC170-12-03.000A1-WJ30EJ

B1

刀具



DIN 6535 HA

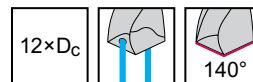
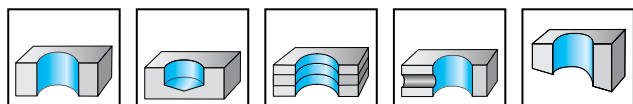
牌号	m7	Dc Inch/Nr	Lc mm	l1 mm	l2 mm	l5 mm	h6	WJ30EJ
DC170-12-10.400A1-	10,4		140	206	158	45	12	☺
DC170-12-10.500A1-	10,5		140	206	158	45	12	☺
DC170-12-11.000A1-	11		140	206	158	45	12	☺
DC170-12-11.100A1-	11,1		140	206	158	45	12	☺
DC170-12-11.113A1-	11,113	7/16"	140	206	158	45	12	☺
DC170-12-11.200A1-	11,2		140	206	158	45	12	☺
DC170-12-11.500A1-	11,5		140	206	158	45	12	☺
DC170-12-11.509A1-	11,509	29/64"	140	206	158	45	12	☺
DC170-12-11.700A1-	11,7		140	206	158	45	12	☺
DC170-12-11.800A1-	11,8		140	206	158	45	12	☺
DC170-12-11.906A1-	11,906	15/32"	140	206	158	45	12	☺
DC170-12-12.000A1-	12		140	206	158	45	12	☺
DC170-12-12.200A1-	12,2		168	230	182	45	14	☺
DC170-12-12.303A1-	12,303	31/64"	168	230	182	45	14	☺
DC170-12-12.500A1-	12,5		168	230	182	45	14	☺
DC170-12-12.600A1-	12,6		168	230	182	45	14	☺
DC170-12-12.700A1-	12,7	1/2"	168	230	182	45	14	☺
DC170-12-13.000A1-	13		168	230	182	45	14	☺
DC170-12-13.494A1-	13,494	17/32"	168	230	182	45	14	☺
DC170-12-13.500A1-	13,5		168	230	182	45	14	☺
DC170-12-14.000A1-	14		168	230	182	45	14	☺
DC170-12-14.288A1-	14,288	9/16"	192	260	208	48	16	☺
DC170-12-14.500A1-	14,5		192	260	208	48	16	☺
DC170-12-15.000A1-	15		192	260	208	48	16	☺
DC170-12-15.500A1-	15,5		192	260	208	48	16	☺
DC170-12-15.875A1-	15,875	5/8"	192	260	208	48	16	☺
DC170-12-16.000A1-	16		192	260	208	48	16	☺
DC170-12-16.500A1-	16,5		216	285	234	48	18	☺
DC170-12-17.000A1-	17		216	285	234	48	18	☺
DC170-12-17.500A1-	17,5		216	285	234	48	18	☺
DC170-12-18.000A1-	18		216	285	234	48	18	☺
DC170-12-19.000A1-	19		238	310	258	50	20	☺
DC170-12-19.500A1-	19,5		238	310	258	50	20	☺
DC170-12-20.000A1-	20		238	310	258	50	20	☺

刀具材质订购示例 WJ30EJ: DC170-12-03.000A1-WJ30EJ

带内冷孔的整体硬质合金钻头

DC160 Advance

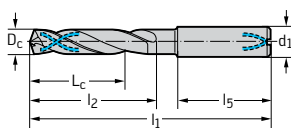
X-treme Evo



	P	M	K	N	S	H	O
WJ30EU	●●	●	●●	●●	●●	●	●

B1

刀具



DIN 6535 HA

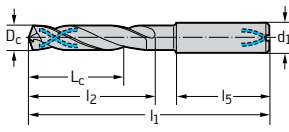
牌号	m7	Dc Inch/Nr	Lc mm	l1 mm	l2 mm	l5 mm	h6	WJ30EU
DC160-12-03.000A1-	3		48	92	54	36	6	☺
DC160-12-03.100A1-	3,1		48	92	54	36	6	☺
DC160-12-03.175A1-	3,175	1/8"	48	92	54	36	6	☺
DC160-12-03.200A1-	3,2		48	92	54	36	6	☺
DC160-12-03.300A1-	3,3		48	92	54	36	6	☺
DC160-12-03.400A1-	3,4		48	92	54	36	6	☺
DC160-12-03.500A1-	3,5		48	92	54	36	6	☺
DC160-12-03.572A1-	3,572	9/64"	48	92	54	36	6	☺
DC160-12-03.600A1-	3,6		48	92	54	36	6	☺
DC160-12-03.700A1-	3,7		48	92	54	36	6	☺
DC160-12-03.800A1-	3,8		56	102	64	36	6	☺
DC160-12-03.900A1-	3,9		56	102	64	36	6	☺
DC160-12-03.969A1-	3,969	5/32"	56	102	64	36	6	☺
DC160-12-04.000A1-	4		56	102	64	36	6	☺
DC160-12-04.100A1-	4,1		56	102	64	36	6	☺
DC160-12-04.200A1-	4,2		56	102	64	36	6	☺
DC160-12-04.300A1-	4,3		56	102	64	36	6	☺
DC160-12-04.366A1-	4,366	11/64"	56	102	64	36	6	☺
DC160-12-04.400A1-	4,4		56	102	64	36	6	☺
DC160-12-04.500A1-	4,5		56	102	64	36	6	☺
DC160-12-04.600A1-	4,6		56	102	64	36	6	☺
DC160-12-04.700A1-	4,7		56	102	64	36	6	☺
DC160-12-04.763A1-	4,763	3/16"	74	121	83	36	6	☺
DC160-12-04.800A1-	4,8		74	121	83	36	6	☺
DC160-12-04.900A1-	4,9		74	121	83	36	6	☺
DC160-12-05.000A1-	5		74	121	83	36	6	☺
DC160-12-05.100A1-	5,1		74	121	83	36	6	☺
DC160-12-05.159A1-	5,159	13/64"	74	121	83	36	6	☺
DC160-12-05.200A1-	5,2		74	121	83	36	6	☺
DC160-12-05.300A1-	5,3		74	121	83	36	6	☺
DC160-12-05.400A1-	5,4		74	121	83	36	6	☺
DC160-12-05.500A1-	5,5		74	121	83	36	6	☺
DC160-12-05.550A1-	5,55		74	121	83	36	6	☺
DC160-12-05.556A1-	5,556	7/32"	74	121	83	36	6	☺
DC160-12-05.600A1-	5,6		74	121	83	36	6	☺

刀具材质订购示例 WJ30EU: DC160-12-03.000A1-WJ30EU

WALTER
SELECT

●● 主要应用 ● 其他应用
最佳刀具, 用于... → 良好的 = ☺ → 一般的 = ☹ → 不利的 = ☹ 加工条件

刀具

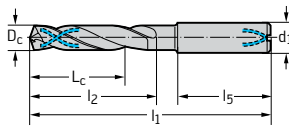


DIN 6535 HA

牌号	m7	Dc Inch/Nr	Lc mm	l1 mm	l2 mm	l5 mm	h6	WJ30EU
DC160-12-05.700A1-	5,7		74	121	83	36	6	☺
DC160-12-05.800A1-	5,8		74	121	83	36	6	☺
DC160-12-05.900A1-	5,9		74	121	83	36	6	☺
DC160-12-06.000A1-	6		74	121	83	36	6	☺
DC160-12-06.100A1-	6,1		98	148	110	36	8	☺
DC160-12-06.200A1-	6,2		98	148	110	36	8	☺
DC160-12-06.300A1-	6,3		98	148	110	36	8	☺
DC160-12-06.350A1-	6,35	1/4"	98	148	110	36	8	☺
DC160-12-06.400A1-	6,4		98	148	110	36	8	☺
DC160-12-06.500A1-	6,5		98	148	110	36	8	☺
DC160-12-06.600A1-	6,6		98	148	110	36	8	☺
DC160-12-06.700A1-	6,7		98	148	110	36	8	☺
DC160-12-06.747A1-	6,747	17/64"	98	148	110	36	8	☺
DC160-12-06.800A1-	6,8		98	148	110	36	8	☺
DC160-12-06.900A1-	6,9		98	148	110	36	8	☺
DC160-12-07.000A1-	7		98	148	110	36	8	☺
DC160-12-07.100A1-	7,1		98	148	110	36	8	☺
DC160-12-07.144A1-	7,144	9/32"	98	148	110	36	8	☺
DC160-12-07.200A1-	7,2		98	148	110	36	8	☺
DC160-12-07.300A1-	7,3		98	148	110	36	8	☺
DC160-12-07.400A1-	7,4		98	148	110	36	8	☺
DC160-12-07.500A1-	7,5		98	148	110	36	8	☺
DC160-12-07.541A1-	7,541	19/64"	98	148	110	36	8	☺
DC160-12-07.800A1-	7,8		98	148	110	36	8	☺
DC160-12-07.900A1-	7,9		98	148	110	36	8	☺
DC160-12-07.938A1-	7,938	5/16"	98	148	110	36	8	☺
DC160-12-08.000A1-	8		98	148	110	36	8	☺
DC160-12-08.100A1-	8,1		123	180	138	40	10	☺
DC160-12-08.200A1-	8,2		123	180	138	40	10	☺
DC160-12-08.300A1-	8,3		123	180	138	40	10	☺
DC160-12-08.400A1-	8,4		123	180	138	40	10	☺
DC160-12-08.500A1-	8,5		123	180	138	40	10	☺
DC160-12-08.600A1-	8,6		123	180	138	40	10	☺
DC160-12-08.700A1-	8,7		123	180	138	40	10	☺
DC160-12-08.731A1-	8,731	11/32"	123	180	138	40	10	☺
DC160-12-08.800A1-	8,8		123	180	138	40	10	☺
DC160-12-09.000A1-	9		123	180	138	40	10	☺
DC160-12-09.128A1-	9,128	23/64"	123	180	138	40	10	☺
DC160-12-09.200A1-	9,2		123	180	138	40	10	☺
DC160-12-09.300A1-	9,3		123	180	138	40	10	☺
DC160-12-09.500A1-	9,5		123	180	138	40	10	☺
DC160-12-09.525A1-	9,525	3/8"	123	180	138	40	10	☺
DC160-12-09.600A1-	9,6		123	180	138	40	10	☺
DC160-12-09.700A1-	9,7		123	180	138	40	10	☺
DC160-12-09.800A1-	9,8		123	180	138	40	10	☺
DC160-12-09.922A1-	9,922	25/64"	123	180	138	40	10	☺
DC160-12-10.000A1-	10		123	180	138	40	10	☺
DC160-12-10.100A1-	10,1		140	206	158	45	12	☺

刀具材质订购示例 WJ30EU: DC160-12-03.000A1-WJ30EU

刀具



DIN 6535 HA

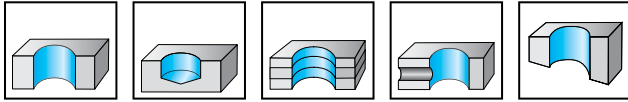
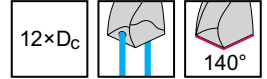
牌号	m7	Dc Inch/Nr	Lc mm	l1 mm	l2 mm	l5 mm	h6	WJ30EU
DC160-12-10.200A1-	10,2		140	206	158	45	12	☺
DC160-12-10.300A1-	10,3		140	206	158	45	12	☺
DC160-12-10.319A1-	10,319	13/32"	140	206	158	45	12	☺
DC160-12-10.400A1-	10,4		140	206	158	45	12	☺
DC160-12-10.500A1-	10,5		140	206	158	45	12	☺
DC160-12-10.716A1-	10,716	27/64"	140	206	158	45	12	☺
DC160-12-10.800A1-	10,8		140	206	158	45	12	☺
DC160-12-11.000A1-	11		140	206	158	45	12	☺
DC160-12-11.100A1-	11,1		140	206	158	45	12	☺
DC160-12-11.113A1-	11,113	7/16"	140	206	158	45	12	☺
DC160-12-11.200A1-	11,2		140	206	158	45	12	☺
DC160-12-11.500A1-	11,5		140	206	158	45	12	☺
DC160-12-11.509A1-	11,509	29/64"	140	206	158	45	12	☺
DC160-12-11.700A1-	11,7		140	206	158	45	12	☺
DC160-12-11.800A1-	11,8		140	206	158	45	12	☺
DC160-12-11.906A1-	11,906	15/32"	140	206	158	45	12	☺
DC160-12-12.000A1-	12		140	206	158	45	12	☺
DC160-12-12.100A1-	12,1		168	230	182	45	14	☺
DC160-12-12.200A1-	12,2		168	230	182	45	14	☺
DC160-12-12.300A1-	12,3		168	230	182	45	14	☺
DC160-12-12.303A1-	12,303	31/64"	168	230	182	45	14	☺
DC160-12-12.500A1-	12,5		168	230	182	45	14	☺
DC160-12-12.600A1-	12,6		168	230	182	45	14	☺
DC160-12-12.700A1-	12,7	1/2"	168	230	182	45	14	☺
DC160-12-13.000A1-	13		168	230	182	45	14	☺
DC160-12-13.494A1-	13,494	17/32"	168	230	182	45	14	☺
DC160-12-13.500A1-	13,5		168	230	182	45	14	☺
DC160-12-14.000A1-	14		168	230	182	45	14	☺
DC160-12-14.288A1-	14,288	9/16"	192	260	208	48	16	☺
DC160-12-14.500A1-	14,5		192	260	208	48	16	☺
DC160-12-15.000A1-	15		192	260	208	48	16	☺
DC160-12-15.500A1-	15,5		192	260	208	48	16	☺
DC160-12-15.875A1-	15,875	5/8"	192	260	208	48	16	☺
DC160-12-16.000A1-	16		192	260	208	48	16	☺
DC160-12-16.500A1-	16,5		216	285	234	48	18	☺
DC160-12-17.000A1-	17		216	285	234	48	18	☺
DC160-12-17.500A1-	17,5		216	285	234	48	18	☺
DC160-12-18.000A1-	18		216	285	234	48	18	☺
DC160-12-18.500A1-	18,5		238	310	258	50	20	☺
DC160-12-19.000A1-	19		238	310	258	50	20	☺
DC160-12-19.500A1-	19,5		238	310	258	50	20	☺
DC160-12-20.000A1-	20		238	310	258	50	20	☺

刀具材质订购示例 WJ30EU: DC160-12-03.000A1-WJ30EU

B1

带内冷孔的整体硬质合金钻头

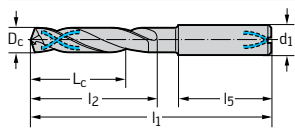
DC150 Perform



	P	M	K	N	S	H	O
WJ30TA	●●	●	●●	●●	●●	●●	●

B1

刀具



DIN 6535 HA

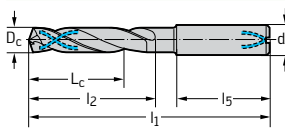
牌号	m7	Dc Inch/Nr	Lc mm	l1 mm	l2 mm	l5 mm	h6	WJ30TA
DC150-12-03.000A1-	3		48	92	54	36	6	☺
DC150-12-03.100A1-	3,1		48	92	54	36	6	☺
DC150-12-03.175A1-	3,175	1/8"	48	92	54	36	6	☺
DC150-12-03.200A1-	3,2		48	92	54	36	6	☺
DC150-12-03.300A1-	3,3		48	92	54	36	6	☺
DC150-12-03.400A1-	3,4		48	92	54	36	6	☺
DC150-12-03.500A1-	3,5		48	92	54	36	6	☺
DC150-12-03.572A1-	3,572	9/64"	48	92	54	36	6	☺
DC150-12-03.600A1-	3,6		48	92	54	36	6	☺
DC150-12-03.700A1-	3,7		48	92	54	36	6	☺
DC150-12-03.800A1-	3,8		56	102	64	36	6	☺
DC150-12-03.900A1-	3,9		56	102	64	36	6	☺
DC150-12-03.969A1-	3,969	5/32"	56	102	64	36	6	☺
DC150-12-04.000A1-	4		56	102	64	36	6	☺
DC150-12-04.100A1-	4,1		56	102	64	36	6	☺
DC150-12-04.200A1-	4,2		56	102	64	36	6	☺
DC150-12-04.300A1-	4,3		56	102	64	36	6	☺
DC150-12-04.366A1-	4,366	11/64"	56	102	64	36	6	☺
DC150-12-04.400A1-	4,4		56	102	64	36	6	☺
DC150-12-04.500A1-	4,5		56	102	64	36	6	☺
DC150-12-04.600A1-	4,6		56	102	64	36	6	☺
DC150-12-04.700A1-	4,7		56	102	64	36	6	☺
DC150-12-04.763A1-	4,763	3/16"	74	121	83	36	6	☺
DC150-12-04.800A1-	4,8		74	121	83	36	6	☺
DC150-12-04.900A1-	4,9		74	121	83	36	6	☺
DC150-12-05.000A1-	5		74	121	83	36	6	☺
DC150-12-05.100A1-	5,1		74	121	83	36	6	☺
DC150-12-05.159A1-	5,159	13/64"	74	121	83	36	6	☺
DC150-12-05.200A1-	5,2		74	121	83	36	6	☺
DC150-12-05.300A1-	5,3		74	121	83	36	6	☺
DC150-12-05.400A1-	5,4		74	121	83	36	6	☺
DC150-12-05.500A1-	5,5		74	121	83	36	6	☺
DC150-12-05.550A1-	5,55		74	121	83	36	6	☺
DC150-12-05.556A1-	5,556	7/32"	74	121	83	36	6	☺
DC150-12-05.600A1-	5,6		74	121	83	36	6	☺

刀具材质订购示例 WJ30TA: DC150-12-03.000A1-WJ30TA

WALTER
SELECT

●● 主要应用 ● 其他应用
最佳刀具, 用于... → 良好的 = ☺ → 一般的 = ☹ → 不利的 = ☹ 加工条件

刀具



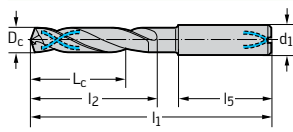
DIN 6535 HA

牌号	m7	Dc Inch/Nr	Lc mm	l1 mm	l2 mm	l5 mm	h6	WJ30TA
DC150-12-05.700A1-	5,7		74	121	83	36	6	☺
DC150-12-05.800A1-	5,8		74	121	83	36	6	☺
DC150-12-05.900A1-	5,9		74	121	83	36	6	☺
DC150-12-06.000A1-	6		74	121	83	36	6	☺
DC150-12-06.100A1-	6,1		98	148	110	36	8	☺
DC150-12-06.200A1-	6,2		98	148	110	36	8	☺
DC150-12-06.300A1-	6,3		98	148	110	36	8	☺
DC150-12-06.350A1-	6,35	1/4"	98	148	110	36	8	☺
DC150-12-06.400A1-	6,4		98	148	110	36	8	☺
DC150-12-06.500A1-	6,5		98	148	110	36	8	☺
DC150-12-06.600A1-	6,6		98	148	110	36	8	☺
DC150-12-06.700A1-	6,7		98	148	110	36	8	☺
DC150-12-06.747A1-	6,747	17/64"	98	148	110	36	8	☺
DC150-12-06.800A1-	6,8		98	148	110	36	8	☺
DC150-12-06.900A1-	6,9		98	148	110	36	8	☺
DC150-12-07.000A1-	7		98	148	110	36	8	☺
DC150-12-07.100A1-	7,1		98	148	110	36	8	☺
DC150-12-07.144A1-	7,144	9/32"	98	148	110	36	8	☺
DC150-12-07.200A1-	7,2		98	148	110	36	8	☺
DC150-12-07.300A1-	7,3		98	148	110	36	8	☺
DC150-12-07.400A1-	7,4		98	148	110	36	8	☺
DC150-12-07.500A1-	7,5		98	148	110	36	8	☺
DC150-12-07.541A1-	7,541	19/64"	98	148	110	36	8	☺
DC150-12-07.800A1-	7,8		98	148	110	36	8	☺
DC150-12-07.900A1-	7,9		98	148	110	36	8	☺
DC150-12-07.938A1-	7,938	5/16"	98	148	110	36	8	☺
DC150-12-08.000A1-	8		98	148	110	36	8	☺
DC150-12-08.100A1-	8,1		123	180	138	40	10	☺
DC150-12-08.200A1-	8,2		123	180	138	40	10	☺
DC150-12-08.300A1-	8,3		123	180	138	40	10	☺
DC150-12-08.400A1-	8,4		123	180	138	40	10	☺
DC150-12-08.500A1-	8,5		123	180	138	40	10	☺
DC150-12-08.600A1-	8,6		123	180	138	40	10	☺
DC150-12-08.700A1-	8,7		123	180	138	40	10	☺
DC150-12-08.731A1-	8,731	11/32"	123	180	138	40	10	☺
DC150-12-08.800A1-	8,8		123	180	138	40	10	☺
DC150-12-09.000A1-	9		123	180	138	40	10	☺
DC150-12-09.128A1-	9,128	23/64"	123	180	138	40	10	☺
DC150-12-09.200A1-	9,2		123	180	138	40	10	☺
DC150-12-09.300A1-	9,3		123	180	138	40	10	☺
DC150-12-09.500A1-	9,5		123	180	138	40	10	☺
DC150-12-09.525A1-	9,525	3/8"	123	180	138	40	10	☺
DC150-12-09.600A1-	9,6		123	180	138	40	10	☺
DC150-12-09.700A1-	9,7		123	180	138	40	10	☺
DC150-12-09.800A1-	9,8		123	180	138	40	10	☺
DC150-12-09.922A1-	9,922	25/64"	123	180	138	40	10	☺
DC150-12-10.000A1-	10		123	180	138	40	10	☺
DC150-12-10.100A1-	10,1		140	206	158	45	12	☺

刀具材质订购示例 WJ30TA: DC150-12-03.000A1-WJ30TA

B1

刀具



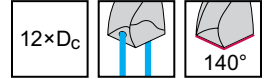
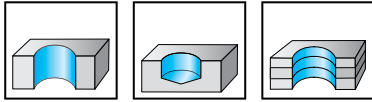
DIN 6535 HA

牌号	m7	Dc Inch/Nr	Lc mm	l1 mm	l2 mm	l5 mm	h6	WJ30TA
DC150-12-10.200A1-	10,2		140	206	158	45	12	☺
DC150-12-10.300A1-	10,3		140	206	158	45	12	☺
DC150-12-10.319A1-	10,319	13/32"	140	206	158	45	12	☺
DC150-12-10.500A1-	10,5		140	206	158	45	12	☺
DC150-12-10.716A1-	10,716	27/64"	140	206	158	45	12	☺
DC150-12-10.800A1-	10,8		140	206	158	45	12	☺
DC150-12-11.000A1-	11		140	206	158	45	12	☺
DC150-12-11.100A1-	11,1		140	206	158	45	12	☺
DC150-12-11.113A1-	11,113	7/16"	140	206	158	45	12	☺
DC150-12-11.200A1-	11,2		140	206	158	45	12	☺
DC150-12-11.500A1-	11,5		140	206	158	45	12	☺
DC150-12-11.509A1-	11,509	29/64"	140	206	158	45	12	☺
DC150-12-11.700A1-	11,7		140	206	158	45	12	☺
DC150-12-11.800A1-	11,8		140	206	158	45	12	☺
DC150-12-11.906A1-	11,906	15/32"	140	206	158	45	12	☺
DC150-12-12.000A1-	12		140	206	158	45	12	☺
DC150-12-12.100A1-	12,1		168	230	182	45	14	☺
DC150-12-12.200A1-	12,2		168	230	182	45	14	☺
DC150-12-12.300A1-	12,3		168	230	182	45	14	☺
DC150-12-12.303A1-	12,303	31/64"	168	230	182	45	14	☺
DC150-12-12.500A1-	12,5		168	230	182	45	14	☺
DC150-12-12.600A1-	12,6		168	230	182	45	14	☺
DC150-12-12.700A1-	12,7	1/2"	168	230	182	45	14	☺
DC150-12-13.000A1-	13		168	230	182	45	14	☺
DC150-12-13.494A1-	13,494	17/32"	168	230	182	45	14	☺
DC150-12-13.500A1-	13,5		168	230	182	45	14	☺
DC150-12-14.000A1-	14		168	230	182	45	14	☺
DC150-12-14.288A1-	14,288	9/16"	192	260	208	48	16	☺
DC150-12-14.500A1-	14,5		192	260	208	48	16	☺
DC150-12-15.000A1-	15		192	260	208	48	16	☺
DC150-12-15.500A1-	15,5		192	260	208	48	16	☺
DC150-12-15.875A1-	15,875	5/8"	192	260	208	48	16	☺
DC150-12-16.000A1-	16		192	260	208	48	16	☺
DC150-12-16.500A1-	16,5		216	285	234	48	18	☺
DC150-12-17.000A1-	17		216	285	234	48	18	☺
DC150-12-17.500A1-	17,5		216	285	234	48	18	☺
DC150-12-18.000A1-	18		216	285	234	48	18	☺
DC150-12-19.000A1-	19		238	310	258	50	20	☺
DC150-12-20.000A1-	20		238	310	258	50	20	☺

刀具材质订购示例 WJ30TA: DC150-12-03.000A1-WJ30TA

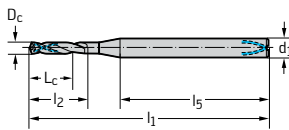
带内冷孔的整体硬质合金 Micro 钻头

DB133 Supreme



	P	M	K	N	S	H	O
WJ30ER	●●	●●	●●	●●	●●	●	●

刀具



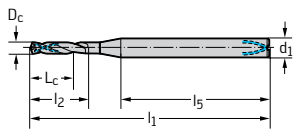
DIN 6535 HA

牌号	h7	Dc Inch/Nr	Lc mm	l1 mm	l2 mm	l5 mm	h6	WJ30ER
DB133-12-00.700A1-	0,7		9,9	53	11	35	3	☺
DB133-12-00.750A1-	0,75		10,8	53	12	34	3	☺
DB133-12-00.794A1-	0,794	1/32"	10,8	53	12	34	3	☺
DB133-12-00.800A1-	0,8		10,8	53	12	34	3	☺
DB133-12-00.850A1-	0,85		12,6	57	14	36	3	☺
DB133-12-00.900A1-	0,9		12,6	57	14	36	3	☺
DB133-12-00.950A1-	0,95		14,5	57	16	34	3	☺
DB133-12-01.000A1-	1		14,5	57	16	34	3	☺
DB133-12-01.050A1-	1,05		15	59	17	36	3	☺
DB133-12-01.100A1-	1,1		15	59	17	36	3	☺
DB133-12-01.150A1-	1,15		17	59	19	34	3	☺
DB133-12-01.191A1-	1,191	3/64"	17	59	19	34	3	☺
DB133-12-01.200A1-	1,2		17	59	19	34	3	☺
DB133-12-01.250A1-	1,25		17	59	19	34	3	☺
DB133-12-01.300A1-	1,3		18	63	20	37	3	☺
DB133-12-01.350A1-	1,35		19	63	22	35	3	☺
DB133-12-01.400A1-	1,4		19	63	22	35	3	☺
DB133-12-01.450A1-	1,45		20	63	23	34	3	☺
DB133-12-01.500A1-	1,5		20	63	23	34	3	☺
DB133-12-01.550A1-	1,55		22	67	25	37	3	☺
DB133-12-01.588A1-	1,588	1/16"	22	67	25	37	3	☺
DB133-12-01.600A1-	1,6		22	67	25	37	3	☺
DB133-12-01.650A1-	1,65		23	67	26	36	3	☺
DB133-12-01.700A1-	1,7		23	67	26	36	3	☺
DB133-12-01.750A1-	1,75		25	67	28	34	3	☺
DB133-12-01.800A1-	1,8		25	67	28	34	3	☺
DB133-12-01.850A1-	1,85		26	72	29	38	3	☺
DB133-12-01.900A1-	1,9		26	72	29	38	3	☺
DB133-12-01.950A1-	1,95		28	72	31	36	3	☺
DB133-12-01.984A1-	1,984	5/64"	28	72	31	36	3	☺
★ DB133-12-02.000A1-	2		28	72	31	36	3	☹
★ DB133-12-02.100A1-	2,1		29	72	33	35	3	☹
★ DB133-12-02.200A1-	2,2		30	72	34	34	3	☹
★ DB133-12-02.300A1-	2,3		32	77	36	37	3	☹
★ DB133-12-02.381A1-	2,381	3/32"	33	77	37	36	3	☹

刀具材质订购示例 WJ30ER: DB133-12-00.700A1-WJ30ER

●● 主要应用 ● 其他应用
 最佳刀具, 用于... → 良好的 = ☺ → 一般的 = ☹ → 不利的 = ☹ 加工条件

刀具



DIN 6535 HA

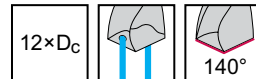
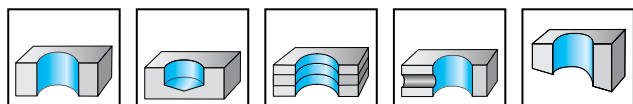
牌号	h7	Dc Inch/Nr	Lc mm	l1 mm	l2 mm	l5 mm	h6	WJ30ER
★ DB133-12-02.400A1-	2,4		33	77	37	36	3	☺
★ DB133-12-02.500A1-	2,5		35	77	39	34	3	☺
★ DB133-12-02.600A1-	2,6		36	83	40	39	3	☺
★ DB133-12-02.700A1-	2,7		37	83	42	38	3	☺
★ DB133-12-02.778A1-	2,778	7/64"	38	83	43	37	3	☺
★ DB133-12-02.800A1-	2,8		38	83	43	37	3	☺
★ DB133-12-02.900A1-	2,9		40	83	45	35	3	☺

刀具材质订购示例 WJ30ER: DB133-12-00.700A1-WJ30ER

带内冷孔的整体硬质合金钻头

A6589DPP

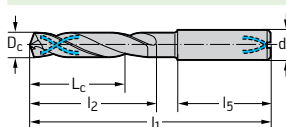
X-treme D12



	P	M	K	N	S	H	O
DPP	●●	●●	●●	●●	●●	●●	●

B1

刀具



DIN 6535 HA

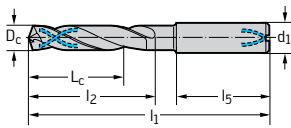
牌号	m7	Dc Inch/Nr	Lc mm	l1 mm	l2 mm	l5 mm	h6
A6589DPP-3	3		48	92	54	36	6
A6589DPP-3.1	3,1		48	92	54	36	6
A6589DPP-1/8IN	3,175	1/8"	48	92	54	36	6
A6589DPP-3.2	3,2		48	92	54	36	6
A6589DPP-3.3	3,3		48	92	54	36	6
A6589DPP-3.4	3,4		48	92	54	36	6
A6589DPP-3.5	3,5		48	92	54	36	6
A6589DPP-9/64IN	3,572	9/64"	48	92	54	36	6
A6589DPP-3.6	3,6		48	92	54	36	6
A6589DPP-3.7	3,7		48	92	54	36	6
A6589DPP-3.8	3,8		56	102	64	36	6
A6589DPP-3.9	3,9		56	102	64	36	6
A6589DPP-5/32IN	3,969	5/32"	56	102	64	36	6
A6589DPP-4	4		56	102	64	36	6
A6589DPP-4.1	4,1		56	102	64	36	6
A6589DPP-4.2	4,2		56	102	64	36	6
A6589DPP-4.3	4,3		56	102	64	36	6
A6589DPP-11/64IN	4,366	11/64"	56	102	64	36	6
A6589DPP-4.4	4,4		56	102	64	36	6
A6589DPP-4.5	4,5		56	102	64	36	6
A6589DPP-4.6	4,6		56	102	64	36	6
A6589DPP-4.7	4,7		56	102	64	36	6
A6589DPP-3/16IN	4,763	3/16"	74	121	83	36	6
A6589DPP-4.8	4,8		74	121	83	36	6
A6589DPP-4.9	4,9		74	121	83	36	6
A6589DPP-5	5		74	121	83	36	6
A6589DPP-5.1	5,1		74	121	83	36	6
A6589DPP-13/64IN	5,159	13/64"	74	121	83	36	6
A6589DPP-5.2	5,2		74	121	83	36	6
A6589DPP-5.3	5,3		74	121	83	36	6
A6589DPP-5.4	5,4		74	121	83	36	6
A6589DPP-5.5	5,5		74	121	83	36	6
A6589DPP-5.55	5,55		74	121	83	36	6
A6589DPP-7/32IN	5,556	7/32"	74	121	83	36	6
A6589DPP-5.6	5,6		74	121	83	36	6

WALTER SELECT

最佳刀具, 用于... → 良好的 = ☺ → 一般的 = ☹ → 不利的 = ☹ 加工条件

●● 主要应用 ● 其他应用

刀具

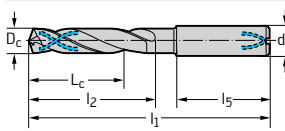


DIN 6535 HA

B1

牌号	m7	Dc Inch/Nr	Lc mm	l1 mm	l2 mm	l5 mm	h6
A6589DPP-5.7	5,7		74	121	83	36	6
A6589DPP-5.8	5,8		74	121	83	36	6
A6589DPP-5.9	5,9		74	121	83	36	6
A6589DPP-6	6		74	121	83	36	6
A6589DPP-6.1	6,1		98	148	110	36	8
A6589DPP-6.2	6,2		98	148	110	36	8
A6589DPP-6.3	6,3		98	148	110	36	8
A6589DPP-1/4IN	6,35	1/4"	98	148	110	36	8
A6589DPP-6.4	6,4		98	148	110	36	8
A6589DPP-6.5	6,5		98	148	110	36	8
A6589DPP-6.6	6,6		98	148	110	36	8
A6589DPP-6.7	6,7		98	148	110	36	8
A6589DPP-17/64IN	6,747	17/64"	98	148	110	36	8
A6589DPP-6.8	6,8		98	148	110	36	8
A6589DPP-6.9	6,9		98	148	110	36	8
A6589DPP-7	7		98	148	110	36	8
A6589DPP-7.1	7,1		98	148	110	36	8
A6589DPP-9/32IN	7,144	9/32"	98	148	110	36	8
A6589DPP-7.2	7,2		98	148	110	36	8
A6589DPP-7.3	7,3		98	148	110	36	8
A6589DPP-7.4	7,4		98	148	110	36	8
A6589DPP-7.5	7,5		98	148	110	36	8
A6589DPP-19/64IN	7,541	19/64"	98	148	110	36	8
A6589DPP-7.8	7,8		98	148	110	36	8
A6589DPP-7.9	7,9		98	148	110	36	8
A6589DPP-5/16IN	7,938	5/16"	98	148	110	36	8
A6589DPP-8	8		98	148	110	36	8
A6589DPP-8.1	8,1		123	180	138	40	10
A6589DPP-8.2	8,2		123	180	138	40	10
A6589DPP-8.3	8,3		123	180	138	40	10
A6589DPP-8.4	8,4		123	180	138	40	10
A6589DPP-8.5	8,5		123	180	138	40	10
A6589DPP-8.6	8,6		123	180	138	40	10
A6589DPP-8.7	8,7		123	180	138	40	10
A6589DPP-11/32IN	8,731	11/32"	123	180	138	40	10
A6589DPP-8.8	8,8		123	180	138	40	10
A6589DPP-9	9		123	180	138	40	10
A6589DPP-23/64IN	9,128	23/64"	123	180	138	40	10
A6589DPP-9.2	9,2		123	180	138	40	10
A6589DPP-9.3	9,3		123	180	138	40	10
A6589DPP-9.5	9,5		123	180	138	40	10
A6589DPP-3/8IN	9,525	3/8"	123	180	138	40	10
A6589DPP-9.6	9,6		123	180	138	40	10
A6589DPP-9.7	9,7		123	180	138	40	10
A6589DPP-9.8	9,8		123	180	138	40	10
A6589DPP-25/64IN	9,922	25/64"	123	180	138	40	10
A6589DPP-10	10		123	180	138	40	10
A6589DPP-10.1	10,1		140	206	158	45	12

刀具

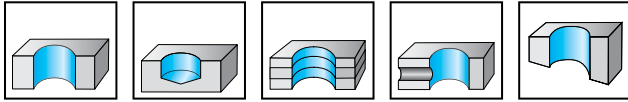
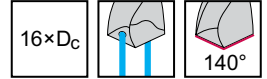


DIN 6535 HA

牌号	m7	Dc Inch/Nr	Lc mm	l1 mm	l2 mm	l5 mm	h6
A6589DPP-10.2	10,2		140	206	158	45	12
A6589DPP-10.3	10,3		140	206	158	45	12
A6589DPP-13/32IN	10,319	13/32"	140	206	158	45	12
A6589DPP-10.4	10,4		140	206	158	45	12
A6589DPP-10.5	10,5		140	206	158	45	12
A6589DPP-27/64IN	10,716	27/64"	140	206	158	45	12
A6589DPP-10.8	10,8		140	206	158	45	12
A6589DPP-11	11		140	206	158	45	12
A6589DPP-11.1	11,1		140	206	158	45	12
A6589DPP-7/16IN	11,113	7/16"	140	206	158	45	12
A6589DPP-11.2	11,2		140	206	158	45	12
A6589DPP-11.5	11,5		140	206	158	45	12
A6589DPP-29/64IN	11,509	29/64"	140	206	158	45	12
A6589DPP-11.7	11,7		140	206	158	45	12
A6589DPP-11.8	11,8		140	206	158	45	12
A6589DPP-15/32IN	11,906	15/32"	140	206	158	45	12
A6589DPP-12	12		140	206	158	45	12
A6589DPP-12.1	12,1		168	230	182	45	14
A6589DPP-12.2	12,2		168	230	182	45	14
A6589DPP-12.3	12,3		168	230	182	45	14
A6589DPP-31/64IN	12,303	31/64"	168	230	182	45	14
A6589DPP-12.5	12,5		168	230	182	45	14
A6589DPP-12.6	12,6		168	230	182	45	14
A6589DPP-1/2IN	12,7	1/2"	168	230	182	45	14
A6589DPP-13	13		168	230	182	45	14
A6589DPP-17/32IN	13,494	17/32"	168	230	182	45	14
A6589DPP-13.5	13,5		168	230	182	45	14
A6589DPP-14	14		168	230	182	45	14
A6589DPP-9/16IN	14,288	9/16"	192	260	208	48	16
A6589DPP-14.5	14,5		192	260	208	48	16
A6589DPP-15	15		192	260	208	48	16
A6589DPP-15.5	15,5		192	260	208	48	16
A6589DPP-5/8IN	15,875	5/8"	192	260	208	48	16
A6589DPP-16	16		192	260	208	48	16
A6589DPP-16.5	16,5		216	285	234	48	18
A6589DPP-17	17		216	285	234	48	18
A6589DPP-17.5	17,5		216	285	234	48	18
A6589DPP-18	18		216	285	234	48	18
A6589DPP-18.5	18,5		238	310	258	50	20
A6589DPP-19	19		238	310	258	50	20
A6589DPP-19.5	19,5		238	310	258	50	20
A6589DPP-20	20		238	310	258	50	20

B1

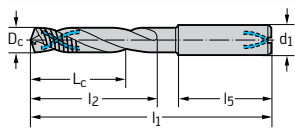
带内冷孔的整体硬质合金钻头 DC170 Supreme



	P	M	K	N	S	H	O
WJ30EJ	●●		●●			●	

B1

刀具



DIN 6535 HA

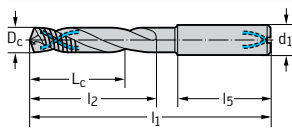
牌号	h7	Dc Inch/Nr	Lc mm	l1 mm	l2 mm	l5 mm	h6	WJ30EJ
DC170-16-03.000A1-	3		52	89	57	28	4	☺
DC170-16-03.175A1-	3,175	1/8"	60	98	66	28	4	☺
DC170-16-03.500A1-	3,5		72	110	78	28	4	☺
DC170-16-03.572A1-	3,572	9/64"	72	110	78	28	4	☺
DC170-16-03.969A1-	3,969	5/32"	72	110	78	28	4	☺
DC170-16-04.000A1-	4		72	110	78	28	4	☺
DC170-16-04.500A1-	4,5		93	132	100	28	5	☺
DC170-16-04.763A1-	4,763	3/16"	92	132	100	28	5	☺
DC170-16-04.800A1-	4,8		92	132	100	28	5	☺
DC170-16-05.000A1-	5		92	132	100	28	5	☺
DC170-16-05.500A1-	5,5		101	150	110	36	6	☺
DC170-16-05.556A1-	5,556	7/32"	111	160	120	36	6	☺
DC170-16-05.800A1-	5,8		111	160	120	36	6	☺
DC170-16-06.000A1-	6		111	160	120	36	6	☺
DC170-16-06.100A1-	6,1		124	175	135	36	8	☺
DC170-16-06.350A1-	6,35	1/4"	124	175	135	36	8	☺
DC170-16-06.500A1-	6,5		124	175	135	36	8	☺
DC170-16-06.800A1-	6,8		124	175	135	36	8	☺
DC170-16-07.000A1-	7		124	175	135	36	8	☺
DC170-16-07.144A1-	7,144	9/32"	140	192	152	36	8	☺
DC170-16-07.400A1-	7,4		140	192	152	36	8	☺
DC170-16-07.500A1-	7,5		140	192	152	36	8	☺
DC170-16-07.938A1-	7,938	5/16"	140	192	152	36	8	☺
DC170-16-08.000A1-	8		140	192	152	36	8	☺
DC170-16-08.500A1-	8,5		148	206	162	40	10	☺
DC170-16-08.731A1-	8,731	11/32"	148	206	162	40	10	☺
DC170-16-09.000A1-	9		148	206	162	40	10	☺
DC170-16-09.525A1-	9,525	3/8"	165	224	180	40	10	☺
DC170-16-09.800A1-	9,8		165	224	180	40	10	☺
DC170-16-10.000A1-	10		165	224	180	40	10	☺
DC170-16-10.200A1-	10,2		181	247	198	45	12	☺
DC170-16-10.319A1-	10,319	13/32"	181	247	198	45	12	☺
DC170-16-11.000A1-	11		181	247	198	45	12	☺
DC170-16-11.113A1-	11,113	7/16"	198	265	216	45	12	☺
DC170-16-11.500A1-	11,5		198	265	216	45	12	☺

刀具材质订购示例 WJ30EJ: DC170-16-03.000A1-WJ30EJ

WALTER
SELECT

●● 主要应用 ● 其他应用
最佳刀具, 用于... → 良好的 = ☺ → 一般的 = ☹ → 不利的 = ☹ 加工条件

刀具



DIN 6535 HA

牌号	h7	Dc Inch/Nr	Lc mm	l1 mm	l2 mm	l5 mm	h6	WJ30EJ
DC170-16-11.800A1-	11,8		198	265	216	45	12	☺
DC170-16-11.906A1-	11,906	15/32"	198	265	216	45	12	☺
DC170-16-12.000A1-	12		198	265	216	45	12	☺
DC170-16-12.700A1-	12,7	1/2"	238	301	252	45	14	☺
DC170-16-13.000A1-	13		238	301	252	45	14	☺
DC170-16-14.000A1-	14		238	301	252	45	14	☺
DC170-16-14.288A1-	14,288	9/16"	272	340	288	48	16	☺
DC170-16-15.000A1-	15		272	340	288	48	16	☺
DC170-16-16.000A1-	16		272	340	288	48	16	☺

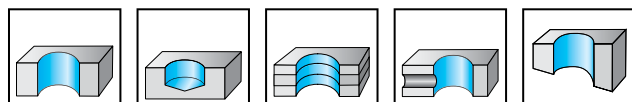
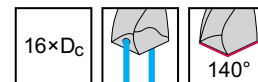
刀具材质订购示例 WJ30EJ: DC170-16-03.000A1-WJ30EJ

B1

带内冷孔的整体硬质合金钻头

DC160 Advance

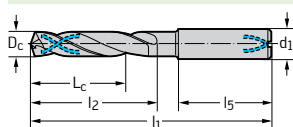
X-treme Evo



	P	M	K	N	S	H	O
WJ30EU	●●	●	●●	●●	●●	●	●

B1

刀具



DIN 6535 HA

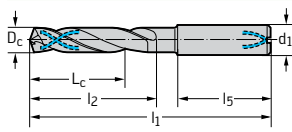
牌号	h7	Dc Inch/Nr	Lc mm	l1 mm	l2 mm	l5 mm	h6	WJ30EU
DC160-16-03.000A1-	3		52	89	57	28	4	☺
DC160-16-03.175A1-	3,175	1/8"	60	98	66	28	4	☺
DC160-16-03.500A1-	3,5		72	110	78	28	4	☺
DC160-16-03.572A1-	3,572	9/64"	72	110	78	28	4	☺
DC160-16-03.969A1-	3,969	5/32"	72	110	78	28	4	☺
DC160-16-04.000A1-	4		72	110	78	28	4	☺
DC160-16-04.500A1-	4,5		93	132	100	28	5	☺
DC160-16-04.763A1-	4,763	3/16"	92	132	100	28	5	☺
DC160-16-04.800A1-	4,8		92	132	100	28	5	☺
DC160-16-05.000A1-	5		92	132	100	28	5	☺
DC160-16-05.500A1-	5,5		101	150	110	36	6	☺
DC160-16-05.556A1-	5,556	7/32"	111	160	120	36	6	☺
DC160-16-05.800A1-	5,8		111	160	120	36	6	☺
DC160-16-06.000A1-	6		111	160	120	36	6	☺
DC160-16-06.100A1-	6,1		124	175	135	36	8	☺
DC160-16-06.350A1-	6,35	1/4"	124	175	135	36	8	☺
DC160-16-06.500A1-	6,5		124	175	135	36	8	☺
DC160-16-06.800A1-	6,8		124	175	135	36	8	☺
DC160-16-07.000A1-	7		124	175	135	36	8	☺
DC160-16-07.144A1-	7,144	9/32"	140	192	152	36	8	☺
DC160-16-07.400A1-	7,4		140	192	152	36	8	☺
DC160-16-07.500A1-	7,5		140	192	152	36	8	☺
DC160-16-07.938A1-	7,938	5/16"	140	192	152	36	8	☺
DC160-16-08.000A1-	8		140	192	152	36	8	☺
DC160-16-08.300A1-	8,3		148	206	162	40	10	☺
DC160-16-08.500A1-	8,5		148	206	162	40	10	☺
DC160-16-08.731A1-	8,731	11/32"	148	206	162	40	10	☺
DC160-16-09.000A1-	9		148	206	162	40	10	☺
DC160-16-09.525A1-	9,525	3/8"	165	224	180	40	10	☺
DC160-16-09.800A1-	9,8		165	224	180	40	10	☺
DC160-16-10.000A1-	10		165	224	180	40	10	☺
DC160-16-10.200A1-	10,2		181	247	198	45	12	☺
DC160-16-10.319A1-	10,319	13/32"	181	247	198	45	12	☺
DC160-16-11.000A1-	11		181	247	198	45	12	☺
DC160-16-11.113A1-	11,113	7/16"	198	265	216	45	12	☺

刀具材质订购示例 WJ30EU: DC160-16-03.000A1-WJ30EU

WALTER
SELECT

●● 主要应用 ● 其他应用
最佳刀具, 用于... → 良好的 = ☺ → 一般的 = ☹ → 不利的 = ☹ 加工条件

刀具



DIN 6535 HA

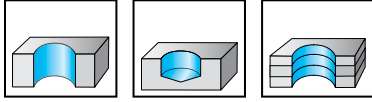
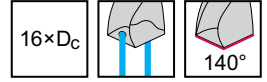
牌号	h7	Dc Inch/Nr	Lc mm	l1 mm	l2 mm	l5 mm	h6	WJ30EU
DC160-16-11.500A1-	11,5		198	265	216	45	12	☺
DC160-16-11.800A1-	11,8		198	265	216	45	12	☺
DC160-16-11.906A1-	11,906	15/32"	198	265	216	45	12	☺
DC160-16-12.000A1-	12		198	265	216	45	12	☺
DC160-16-12.700A1-	12,7	1/2"	238	301	252	45	14	☺
DC160-16-13.000A1-	13		238	301	252	45	14	☺
DC160-16-14.000A1-	14		238	301	252	45	14	☺
DC160-16-14.288A1-	14,288	9/16"	272	340	288	48	16	☺
DC160-16-15.000A1-	15		272	340	288	48	16	☺
DC160-16-16.000A1-	16		272	340	288	48	16	☺

刀具材质订购示例 WJ30EU: DC160-16-03.000A1-WJ30EU

B1

带内冷孔的整体硬质合金 Micro 钻头

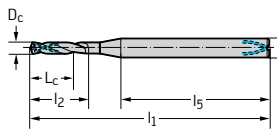
DB133 Supreme



	P	M	K	N	S	H	O
WJ30ER	●●	●●	●●	●●	●●	●	●

B1

刀具

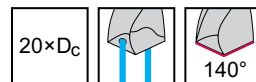
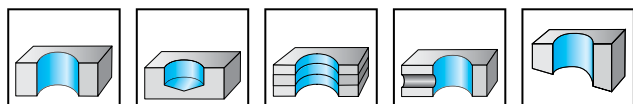


DIN 6535 HA

牌号	h7	Dc Inch/Nr	Lc mm	l1 mm	l2 mm	l5 mm	h6	WJ30ER
★ DB133-16-02.000A1-	2		36	81	39	37	3	
★ DB133-16-02.100A1-	2,1		37	81	41	36	3	
★ DB133-16-02.200A1-	2,2		39	81	43	34	3	
★ DB133-16-02.300A1-	2,3		41	87	45	38	3	
★ DB133-16-02.381A1-	2,381	3/32"	43	87	47	36	3	
★ DB133-16-02.400A1-	2,4		43	87	47	36	3	
★ DB133-16-02.500A1-	2,5		45	87	49	34	3	
★ DB133-16-02.600A1-	2,6		47	95	51	40	3	
★ DB133-16-02.700A1-	2,7		48	95	53	39	3	
★ DB133-16-02.778A1-	2,778	7/64"	50	95	55	37	3	
★ DB133-16-02.800A1-	2,8		50	95	55	37	3	
★ DB133-16-02.900A1-	2,9		52	95	57	35	3	

刀具材质订购示例 WJ30ER: DB133-16-02.000A1-WJ30ER

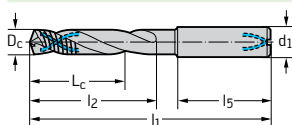
带内冷孔的整体硬质合金钻头 DC170 Supreme



	P	M	K	N	S	H	O
WJ30EJ	●●		●●			●	

B1

刀具



DIN 6535 HA

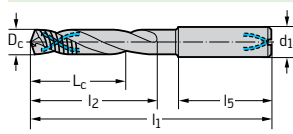
牌号	h7	Dc Inch/Nr	Lc mm	l1 mm	l2 mm	l5 mm	h6	WJ30EJ
DC170-20-03.000A1-	3		60	97	65	28	4	☺
DC170-20-03.175A1-	3,175	1/8"	74	112	80	28	4	☺
DC170-20-03.500A1-	3,5		86	124	92	28	4	☺
DC170-20-03.572A1-	3,572	9/64"	86	124	92	28	4	☺
DC170-20-03.969A1-	3,969	5/32"	86	124	92	28	4	☺
DC170-20-04.000A1-	4		86	124	92	28	4	☺
DC170-20-04.500A1-	4,5		111	150	118	28	5	☺
DC170-20-04.763A1-	4,763	3/16"	110	150	118	28	5	☺
DC170-20-04.800A1-	4,8		110	150	118	28	5	☺
DC170-20-05.000A1-	5		110	150	118	28	5	☺
DC170-20-05.500A1-	5,5		123	170	132	36	6	☺
DC170-20-05.556A1-	5,556	7/32"	135	182	144	36	6	☺
DC170-20-05.800A1-	5,8		135	182	144	36	6	☺
DC170-20-06.000A1-	6		135	182	144	36	6	☺
DC170-20-06.100A1-	6,1		151	200	162	36	8	☺
DC170-20-06.350A1-	6,35	1/4"	151	200	162	36	8	☺
DC170-20-06.500A1-	6,5		151	200	162	36	8	☺
DC170-20-06.800A1-	6,8		151	200	162	36	8	☺
DC170-20-07.000A1-	7		151	200	162	36	8	☺
DC170-20-07.144A1-	7,144	9/32"	172	222	184	36	8	☺
DC170-20-07.400A1-	7,4		172	222	184	36	8	☺
DC170-20-07.500A1-	7,5		172	222	184	36	8	☺
DC170-20-07.938A1-	7,938	5/16"	172	222	184	36	8	☺
DC170-20-08.000A1-	8		172	222	184	36	8	☺
DC170-20-08.300A1-	8,3		184	240	198	40	10	☺
DC170-20-08.500A1-	8,5		184	240	198	40	10	☺
DC170-20-08.731A1-	8,731	11/32"	184	240	198	40	10	☺
DC170-20-09.000A1-	9		184	240	198	40	10	☺
DC170-20-09.525A1-	9,525	3/8"	205	262	220	40	10	☺
DC170-20-09.800A1-	9,8		205	262	220	40	10	☺
DC170-20-10.000A1-	10		205	262	220	40	10	☺
DC170-20-10.200A1-	10,2		225	289	242	45	12	☺
DC170-20-10.319A1-	10,319	13/32"	225	289	242	45	12	☺
DC170-20-11.000A1-	11		225	289	242	45	12	☺
DC170-20-11.113A1-	11,113	7/16"	246	311	264	45	12	☺

刀具材质订购示例 WJ30EJ: DC170-20-03.000A1-WJ30EJ

WALTER
SELECT

●● 主要应用 ● 其他应用
最佳刀具, 用于... → 良好的 = ☺ → 一般的 = ☹ → 不利的 = ☹ 加工条件

刀具



DIN 6535 HA

牌号	h7	Dc Inch/Nr	Lc mm	l1 mm	l2 mm	l5 mm	h6	WJ30EJ
DC170-20-11.500A1-	11,5		246	311	264	45	12	
DC170-20-11.800A1-	11,8		246	311	264	45	12	
DC170-20-12.000A1-	12		246	311	264	45	12	
DC170-20-12.700A1-	12,7	1/2"	294	357	308	45	14	
DC170-20-13.000A1-	13		294	357	308	45	14	
DC170-20-14.000A1-	14		294	357	308	45	14	
DC170-20-14.288A1-	14,288	9/16"	336	404	352	48	16	
DC170-20-15.000A1-	15		336	404	352	48	16	
DC170-20-16.000A1-	16		336	404	352	48	16	

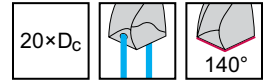
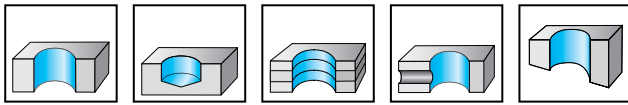
刀具材质订购示例 WJ30EJ: DC170-20-03.000A1-WJ30EJ

B1

带内冷孔的整体硬质合金钻头

DC160 Advance

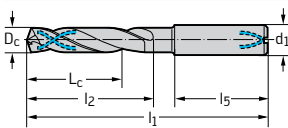
X-treme Evo



	P	M	K	N	S	H	O
WJ30EU	●●	●	●●	●●	●●	●	●

B1

刀具



DIN 6535 HA

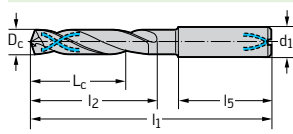
牌号	h7	Dc Inch/Nr	Lc mm	l1 mm	l2 mm	l5 mm	h6	WJ30EU
DC160-20-03.000A1-	3		60	97	65	28	4	☺
DC160-20-03.175A1-	3,175	1/8"	74	112	80	28	4	☺
DC160-20-03.500A1-	3,5		86	124	92	28	4	☺
DC160-20-03.572A1-	3,572	9/64"	86	124	92	28	4	☺
DC160-20-03.969A1-	3,969	5/32"	86	124	92	28	4	☺
DC160-20-04.000A1-	4		86	124	92	28	4	☺
DC160-20-04.500A1-	4,5		111	150	118	28	5	☺
DC160-20-04.763A1-	4,763	3/16"	110	150	118	28	5	☺
DC160-20-04.800A1-	4,8		110	150	118	28	5	☺
DC160-20-05.000A1-	5		110	150	118	28	5	☺
DC160-20-05.500A1-	5,5		123	170	132	36	6	☺
DC160-20-05.556A1-	5,556	7/32"	135	182	144	36	6	☺
DC160-20-05.800A1-	5,8		135	182	144	36	6	☺
DC160-20-06.000A1-	6		135	182	144	36	6	☺
DC160-20-06.100A1-	6,1		151	200	162	36	8	☺
DC160-20-06.350A1-	6,35	1/4"	151	200	162	36	8	☺
DC160-20-06.500A1-	6,5		151	200	162	36	8	☺
DC160-20-06.800A1-	6,8		151	200	162	36	8	☺
DC160-20-07.000A1-	7		151	200	162	36	8	☺
DC160-20-07.144A1-	7,144	9/32"	172	222	184	36	8	☺
DC160-20-07.400A1-	7,4		172	222	184	36	8	☺
DC160-20-07.500A1-	7,5		172	222	184	36	8	☺
DC160-20-07.938A1-	7,938	5/16"	172	222	184	36	8	☺
DC160-20-08.000A1-	8		172	222	184	36	8	☺
DC160-20-08.300A1-	8,3		184	240	198	40	10	☺
DC160-20-08.500A1-	8,5		184	240	198	40	10	☺
DC160-20-08.731A1-	8,731	11/32"	184	240	198	40	10	☺
DC160-20-09.000A1-	9		184	240	198	40	10	☺
DC160-20-09.525A1-	9,525	3/8"	205	262	220	40	10	☺
DC160-20-09.800A1-	9,8		205	262	220	40	10	☺
DC160-20-10.000A1-	10		205	262	220	40	10	☺
DC160-20-10.200A1-	10,2		225	289	242	45	12	☺
DC160-20-10.319A1-	10,319	13/32"	225	289	242	45	12	☺
DC160-20-11.000A1-	11		225	289	242	45	12	☺
DC160-20-11.113A1-	11,113	7/16"	246	311	264	45	12	☺

刀具材质订购示例 WJ30EU: DC160-20-03.000A1-WJ30EU

WALTER
SELECT

●● 主要应用 ● 其他应用
最佳刀具, 用于... → 良好的 = ☺ → 一般的 = ☹ → 不利的 = ☹ 加工条件

刀具

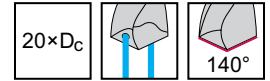
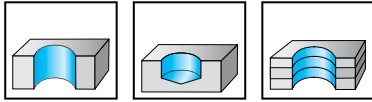


DIN 6535 HA

牌号	h7	Dc Inch/Nr	Lc mm	l1 mm	l2 mm	l5 mm	h6	WJ30EU
DC160-20-11.500A1-	11,5		246	311	264	45	12	
DC160-20-11.800A1-	11,8		246	311	264	45	12	
DC160-20-11.906A1-	11,906	15/32"	246	311	264	45	12	
DC160-20-12.000A1-	12		246	311	264	45	12	
DC160-20-12.700A1-	12,7	1/2"	294	357	308	45	14	
DC160-20-13.000A1-	13		294	357	308	45	14	
DC160-20-14.000A1-	14		294	357	308	45	14	
DC160-20-14.288A1-	14,288	9/16"	336	404	352	48	16	
DC160-20-15.000A1-	15		336	404	352	48	16	
DC160-20-16.000A1-	16		336	404	352	48	16	

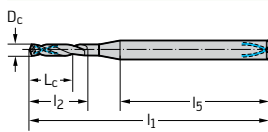
刀具材质订购示例 WJ30EU: DC160-20-03.000A1-WJ30EU

带内冷孔的整体硬质合金 Micro 钻头 DB133 Supreme



	P	M	K	N	S	H	O
WJ30ER	●●	●●	●●	●●	●●	●	●

刀具



DIN 6535 HA

牌号	h7	Dc Inch/Nr	Lc mm	l1 mm	l2 mm	l5 mm	h6	WJ30ER
★ DB133-20-02.000A1-	2		44	90	47	38	3	
★ DB133-20-02.100A1-	2,1		45	90	49	37	3	
★ DB133-20-02.200A1-	2,2		48	90	52	34	3	
★ DB133-20-02.300A1-	2,3		50	97	54	39	3	
★ DB133-20-02.381A1-	2,381	3/32"	52	97	56	37	3	
★ DB133-20-02.400A1-	2,4		52	97	56	37	3	
★ DB133-20-02.500A1-	2,5		55	97	59	34	3	
★ DB133-20-02.600A1-	2,6		57	107	61	42	3	
★ DB133-20-02.700A1-	2,7		58	107	63	41	3	
★ DB133-20-02.778A1-	2,778	7/64"	61	107	66	38	3	
★ DB133-20-02.800A1-	2,8		61	107	66	38	3	
★ DB133-20-02.900A1-	2,9		63	107	68	36	3	

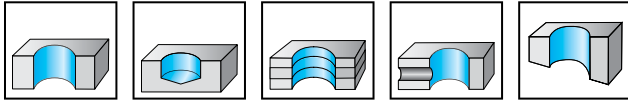
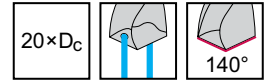
刀具材质订购示例 WJ30ER: DB133-20-02.000A1-WJ30ER

B1

带内冷孔的整体硬质合金钻头

A6794TFP

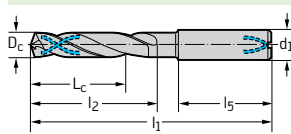
X-treme DH20



	P	M	K	N	S	H	O
TFP	●●	●	●	●	●	●	●

B1

刀具



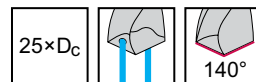
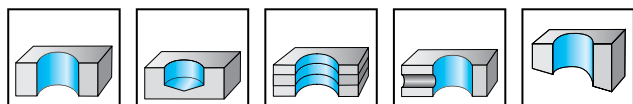
DIN 6535 HA

牌号	h7	Dc Inch/Nr	Lc mm	l1 mm	l2 mm	l5 mm	h6
A6794TFP-3	3		60	107	65	36	6
A6794TFP-1/8IN	3,175	1/8"	86	134	92	36	6
A6794TFP-3.5	3,5		86	134	92	36	6
A6794TFP-9/64IN	3,572	9/64"	86	134	92	36	6
A6794TFP-5/32IN	3,969	5/32"	86	134	92	36	6
A6794TFP-4	4		86	134	92	36	6
A6794TFP-4.5	4,5		110	158	118	36	6
A6794TFP-3/16IN	4,763	3/16"	110	158	118	36	6
A6794TFP-4.8	4,8		110	158	118	36	6
A6794TFP-5	5		110	158	118	36	6
A6794TFP-5.5	5,5		123	170	132	36	6
A6794TFP-7/32IN	5,556	7/32"	135	182	144	36	6
A6794TFP-6	6		135	182	144	36	6
A6794TFP-6.1	6,1		151	200	162	36	8
A6794TFP-1/4IN	6,35	1/4"	151	200	162	36	8
A6794TFP-6.5	6,5		151	200	162	36	8
A6794TFP-6.8	6,8		151	200	162	36	8
A6794TFP-7	7		151	200	162	36	8
A6794TFP-9/32IN	7,144	9/32"	172	222	184	36	8
A6794TFP-7.5	7,5		172	222	184	36	8
A6794TFP-5/16IN	7,938	5/16"	172	222	184	36	8
A6794TFP-8	8		172	222	184	36	8
A6794TFP-8.3	8,3		184	240	198	40	10
A6794TFP-8.5	8,5		184	240	198	40	10
A6794TFP-11/32IN	8,731	11/32"	184	240	198	40	10
A6794TFP-9	9		184	240	198	40	10
A6794TFP-3/8IN	9,525	3/8"	205	262	220	40	10
A6794TFP-9.8	9,8		205	262	220	40	10
A6794TFP-10	10		205	262	220	40	10

**WALTER
SELECT**

●● 主要应用 ● 其他应用
 最佳刀具, 用于... → 良好的 = ☺ → 一般的 = ☹ → 不利的 = ☹ 加工条件

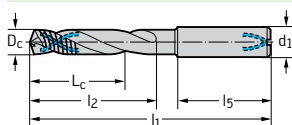
带内冷孔的整体硬质合金钻头 DC170 Supreme



WJ30EJ	P	M	K	N	S	H	O
	●●		●●			●	

B1

刀具



DIN 6535 HA

牌号	h7	Dc Inch/Nr	Lc mm	l1 mm	l2 mm	l5 mm	h6	WJ30EJ
DC170-25-03.000A1-	3		79	119	84	28	4	☺
DC170-25-03.175A1-	3,175	1/8"	96	148	102	28	4	☺
DC170-25-03.500A1-	3,5		108	148	114	28	4	☺
DC170-25-03.572A1-	3,572	9/64"	108	148	114	28	4	☺
DC170-25-03.969A1-	3,969	5/32"	108	148	114	28	4	☺
DC170-25-04.000A1-	4		108	148	114	28	4	☺
DC170-25-04.500A1-	4,5		138	177	145	28	5	☺
DC170-25-04.763A1-	4,763	3/16"	137	177	145	28	5	☺
DC170-25-04.800A1-	4,8		137	177	145	28	5	☺
DC170-25-05.000A1-	5		137	177	145	28	5	☺
DC170-25-05.500A1-	5,5		151	200	160	36	6	☺
DC170-25-05.556A1-	5,556	7/32"	165	214	174	36	6	☺
DC170-25-06.000A1-	6		165	214	174	36	6	☺
DC170-25-06.350A1-	6,35	1/4"	183	234	194	36	8	☺
DC170-25-06.500A1-	6,5		183	234	194	36	8	☺
DC170-25-06.800A1-	6,8		183	234	194	36	8	☺
DC170-25-07.000A1-	7		183	234	194	36	8	☺
DC170-25-07.144A1-	7,144	9/32"	208	260	220	36	8	☺
DC170-25-07.938A1-	7,938	5/16"	208	260	220	36	8	☺
DC170-25-08.000A1-	8		208	260	220	36	8	☺
DC170-25-08.500A1-	8,5		229	289	243	40	10	☺
DC170-25-08.731A1-	8,731	11/32"	229	289	243	40	10	☺
DC170-25-09.000A1-	9		229	289	243	40	10	☺
DC170-25-09.525A1-	9,525	3/8"	255	314	270	40	10	☺
DC170-25-10.000A1-	10		255	314	270	40	10	☺
DC170-25-10.200A1-	10,2		280	346	297	45	12	☺
DC170-25-11.000A1-	11		280	346	297	45	12	☺
DC170-25-11.113A1-	11,113	7/16"	306	373	324	45	12	☺
DC170-25-12.000A1-	12		306	373	324	45	12	☺

刀具材质订购示例 WJ30EJ: DC170-25-03.000A1-WJ30EJ

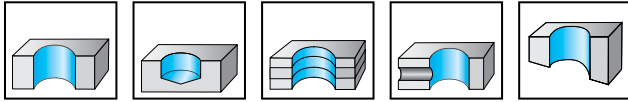
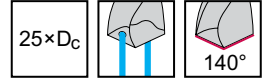
WALTER
SELECT

●● 主要应用 ● 其他应用
最佳刀具, 用于... → 良好的 = ☺ → 一般的 = ☹ → 不利的 = ☹ 加工条件

带内冷孔的整体硬质合金钻头

DC160 Advance

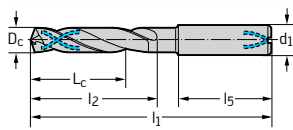
X-treme Evo



	P	M	K	N	S	H	O
WJ30EU	●●	●	●●	●●	●●	●	●

B1

刀具



DIN 6535 HA

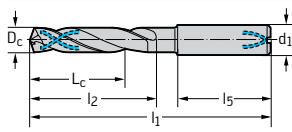
牌号	h7	Dc Inch/Nr	Lc mm	l1 mm	l2 mm	l5 mm	h6	WJ30EU
DC160-25-03.000A1-	3		79	119	84	28	4	☺
DC160-25-03.175A1-	3,175	1/8"	96	148	102	28	4	☺
DC160-25-03.500A1-	3,5		108	148	114	28	4	☺
DC160-25-03.572A1-	3,572	9/64"	108	148	114	28	4	☺
DC160-25-03.969A1-	3,969	5/32"	108	148	114	28	4	☺
DC160-25-04.000A1-	4		108	148	114	28	4	☺
DC160-25-04.500A1-	4,5		138	177	145	28	5	☺
DC160-25-04.763A1-	4,763	3/16"	137	177	145	28	5	☺
DC160-25-04.800A1-	4,8		137	177	145	28	5	☺
DC160-25-05.000A1-	5		137	177	145	28	5	☺
DC160-25-05.500A1-	5,5		151	200	160	36	6	☺
DC160-25-05.556A1-	5,556	7/32"	165	214	174	36	6	☺
DC160-25-05.800A1-	5,8		165	214	174	36	6	☺
DC160-25-06.000A1-	6		165	214	174	36	6	☺
DC160-25-06.100A1-	6,1		183	234	194	36	8	☺
DC160-25-06.350A1-	6,35	1/4"	183	234	194	36	8	☺
DC160-25-06.500A1-	6,5		183	234	194	36	8	☺
DC160-25-06.800A1-	6,8		183	234	194	36	8	☺
DC160-25-07.000A1-	7		183	234	194	36	8	☺
DC160-25-07.144A1-	7,144	9/32"	208	260	220	36	8	☺
DC160-25-07.400A1-	7,4		208	260	220	36	8	☺
DC160-25-07.500A1-	7,5		208	260	220	36	8	☺
DC160-25-07.938A1-	7,938	5/16"	208	260	220	36	8	☺
DC160-25-08.000A1-	8		208	260	220	36	8	☺
DC160-25-08.300A1-	8,3		229	289	243	40	10	☺
DC160-25-08.500A1-	8,5		229	289	243	40	10	☺
DC160-25-08.731A1-	8,731	11/32"	229	289	243	40	10	☺
DC160-25-09.000A1-	9		229	289	243	40	10	☺
DC160-25-09.525A1-	9,525	3/8"	255	314	270	40	10	☺
DC160-25-09.800A1-	9,8		255	314	270	40	10	☺
DC160-25-10.000A1-	10		255	314	270	40	10	☺
DC160-25-10.200A1-	10,2		280	346	297	45	12	☺
DC160-25-10.319A1-	10,319	13/32"	280	346	297	45	12	☺
DC160-25-11.000A1-	11		280	346	297	45	12	☺
DC160-25-11.113A1-	11,113	7/16"	306	373	324	45	12	☺

刀具材质订购示例 WJ30EU: DC160-25-03.000A1-WJ30EU

**WALTER
SELECT**

●● 主要应用 ● 其他应用
 最佳刀具, 用于... → 良好的 = ☺ → 一般的 = ☹ → 不利的 = ☹ 加工条件

刀具



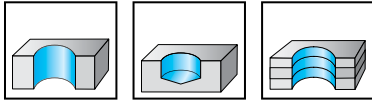
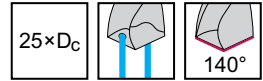
牌号	h7	Dc Inch/Nr	Lc mm	l1 mm	l2 mm	l5 mm	h6	WJ30EU
DC160-25-11.500A1-	11,5		306	373	324	45	12	☺
DC160-25-11.800A1-	11,8		306	373	324	45	12	☺
DC160-25-11.906A1-	11,906	15/32"	306	373	324	45	12	☺
DC160-25-12.000A1-	12		306	373	324	45	12	☺

DIN 6535 HA

刀具材质订购示例 WJ30EU: DC160-25-03.000A1-WJ30EU

带内冷孔的整体硬质合金 Micro 钻头

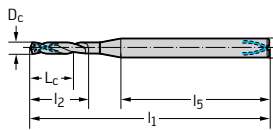
DB133 Supreme



	P	M	K	N	S	H	O
WJ30ER	●●	●●	●●	●●	●●	●	●

B1

刀具

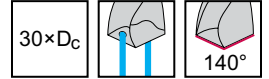
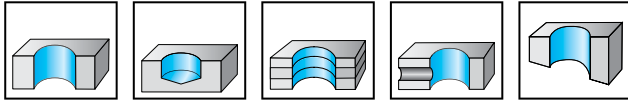


DIN 6535 HA

牌号	h7	Dc Inch/Nr	Lc mm	l1 mm	l2 mm	l5 mm	h6	WJ30ER
★ DB133-25-02.000A1-	2		54	101	57	39	3	
★ DB133-25-02.100A1-	2,1		56	101	60	37	3	
★ DB133-25-02.200A1-	2,2		59	101	63	34	3	
★ DB133-25-02.300A1-	2,3		62	107	66	37	3	
★ DB133-25-02.381A1-	2,381	3/32"	64	107	68	35	3	
★ DB133-25-02.400A1-	2,4		64	107	68	35	3	
★ DB133-25-02.500A1-	2,5		67	107	71	32	3	
★ DB133-25-02.600A1-	2,6		70	122	74	44	3	
★ DB133-25-02.700A1-	2,7		72	122	77	41	3	
★ DB133-25-02.778A1-	2,778	7/64"	75	122	80	38	3	
★ DB133-25-02.800A1-	2,8		75	122	80	38	3	
★ DB133-25-02.900A1-	2,9		78	122	83	36	3	

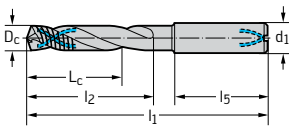
刀具材质订购示例 WJ30ER: DB133-25-02.000A1-WJ30ER

带内冷孔的整体硬质合金钻头 DC170 Supreme



WJ30EJ	P	M	K	N	S	H	O
	●●		●●			●	

刀具



DIN 6535 HA

牌号	h7	Dc Inch/Nr	Lc mm	l1 mm	l2 mm	l5 mm	h6	WJ30EJ
DC170-30-03.000A1-	3		92	132	97	28	4	☺
DC170-30-03.175A1-	3,175	1/8"	114	166	120	28	4	☺
DC170-30-03.500A1-	3,5		127	166	133	28	4	☺
DC170-30-04.000A1-	4		127	166	133	28	4	☺
DC170-30-04.500A1-	4,5		162	200	169	28	5	☺
DC170-30-04.763A1-	4,763	3/16"	161	200	169	28	5	☺
DC170-30-04.800A1-	4,8		161	200	169	28	5	☺
DC170-30-05.000A1-	5		161	200	169	28	5	☺
DC170-30-05.500A1-	5,5		178	225	187	36	6	☺
DC170-30-06.000A1-	6		195	242	204	36	6	☺
DC170-30-06.350A1-	6,35	1/4"	217	268	228	36	8	☺
DC170-30-06.500A1-	6,5		217	268	228	36	8	☺
DC170-30-06.800A1-	6,8		217	268	228	36	8	☺
DC170-30-07.000A1-	7		217	268	228	36	8	☺
DC170-30-07.400A1-	7,4		244	294	256	36	8	☺
DC170-30-07.938A1-	7,938	5/16"	244	294	256	36	8	☺
DC170-30-08.000A1-	8		244	294	256	36	8	☺
DC170-30-08.500A1-	8,5		273	330	287	40	10	☺
DC170-30-08.731A1-	8,731	11/32"	273	330	287	40	10	☺
DC170-30-09.000A1-	9		273	330	287	40	10	☺
DC170-30-09.525A1-	9,525	3/8"	305	364	320	40	10	☺
DC170-30-10.000A1-	10		305	364	320	40	10	☺
DC170-30-10.200A1-	10,2		335	401	352	45	12	☺
DC170-30-11.000A1-	11		335	401	352	45	12	☺
DC170-30-11.113A1-	11,113	7/16"	364	430	382	45	12	☺
DC170-30-12.000A1-	12		364	430	382	45	12	☺

刀具材质订购示例 WJ30EJ: DC170-30-03.000A1-WJ30EJ

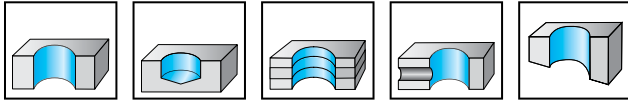
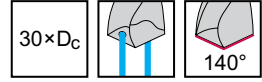
WALTER
SELECT

●● 主要应用 ● 其他应用
最佳刀具, 用于... → 良好的 = ☺ → 一般的 = ☹ → 不利的 = ☹ 加工条件

带内冷孔的整体硬质合金钻头

DC160 Advance

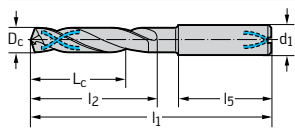
X-treme Evo



	P	M	K	N	S	H	O
WJ30EU	●●	●	●●	●●	●●	●	●

B1

刀具



DIN 6535 HA

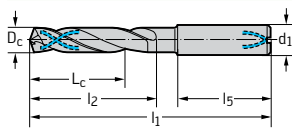
牌号	h7	Dc Inch/Nr	Lc mm	l1 mm	l2 mm	l5 mm	h6	WJ30EU
DC160-30-03.000A1-	3		92	132	97	28	4	☺
DC160-30-03.175A1-	3,175	1/8"	114	166	120	28	4	☺
DC160-30-03.500A1-	3,5		127	166	133	28	4	☺
DC160-30-03.572A1-	3,572	9/64"	127	166	133	28	4	☺
DC160-30-03.969A1-	3,969	5/32"	127	166	133	28	4	☺
DC160-30-04.000A1-	4		127	166	133	28	4	☺
DC160-30-04.500A1-	4,5		162	200	169	28	5	☺
DC160-30-04.763A1-	4,763	3/16"	161	200	169	28	5	☺
DC160-30-04.800A1-	4,8		161	200	169	28	5	☺
DC160-30-05.000A1-	5		161	200	169	28	5	☺
DC160-30-05.500A1-	5,5		178	225	187	36	6	☺
DC160-30-05.556A1-	5,556	7/32"	195	242	204	36	6	☺
DC160-30-05.800A1-	5,8		195	242	204	36	6	☺
DC160-30-06.000A1-	6		195	242	204	36	6	☺
DC160-30-06.100A1-	6,1		217	268	228	36	8	☺
DC160-30-06.350A1-	6,35	1/4"	217	268	228	36	8	☺
DC160-30-06.500A1-	6,5		217	268	228	36	8	☺
DC160-30-06.800A1-	6,8		217	268	228	36	8	☺
DC160-30-07.000A1-	7		217	268	228	36	8	☺
DC160-30-07.144A1-	7,144	9/32"	244	294	256	36	8	☺
DC160-30-07.400A1-	7,4		244	294	256	36	8	☺
DC160-30-07.500A1-	7,5		244	294	256	36	8	☺
DC160-30-07.938A1-	7,938	5/16"	244	294	256	36	8	☺
DC160-30-08.000A1-	8		244	294	256	36	8	☺
DC160-30-08.300A1-	8,3		273	330	287	40	10	☺
DC160-30-08.500A1-	8,5		273	330	287	40	10	☺
DC160-30-08.731A1-	8,731	11/32"	273	330	287	40	10	☺
DC160-30-09.000A1-	9		273	330	287	40	10	☺
DC160-30-09.525A1-	9,525	3/8"	305	364	320	40	10	☺
DC160-30-09.800A1-	9,8		305	364	320	40	10	☺
DC160-30-10.000A1-	10		305	364	320	40	10	☺
DC160-30-10.200A1-	10,2		335	401	352	45	12	☺
DC160-30-10.319A1-	10,319	13/32"	335	401	352	45	12	☺
DC160-30-11.000A1-	11		335	401	352	45	12	☺
DC160-30-11.113A1-	11,113	7/16"	364	430	382	45	12	☺

刀具材质订购示例 WJ30EU: DC160-30-03.000A1-WJ30EU

WALTER
SELECT

●● 主要应用 ● 其他应用
最佳刀具, 用于... → 良好的 = ☺ → 一般的 = ☹ → 不利的 = ☹ 加工条件

刀具



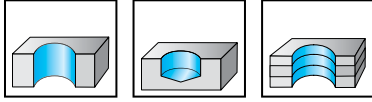
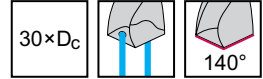
牌号	h7	Dc Inch/Nr	Lc mm	l1 mm	l2 mm	l5 mm	h6	WJ30EU
DC160-30-11.500A1-	11,5		364	430	382	45	12	⊕
DC160-30-11.800A1-	11,8		364	430	382	45	12	⊕
DC160-30-11.906A1-	11,906	15/32"	364	430	382	45	12	⊕
DC160-30-12.000A1-	12		364	430	382	45	12	⊕

DIN 6535 HA

刀具材质订购示例 WJ30EU: DC160-30-03.000A1-WJ30EU

带内冷孔的整体硬质合金 Micro 钻头

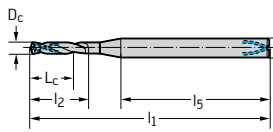
DB133 Supreme



	P	M	K	N	S	H	O
WJ30ER	●●	●●	●●	●●	●●	●	●

B1

刀具



DIN 6535 HA

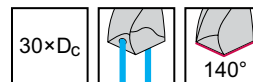
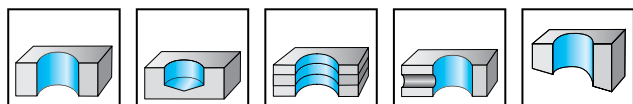
牌号	h7	Dc Inch/Nr	Lc mm	l1 mm	l2 mm	l5 mm	h6	WJ30ER
★ DB133-30-02.000A1-	2		64	112	67	40	3	
★ DB133-30-02.100A1-	2,1		66	112	70	38	3	
★ DB133-30-02.200A1-	2,2		70	112	74	34	3	
★ DB133-30-02.300A1-	2,3		73	122	77	41	3	
★ DB133-30-02.381A1-	2,381	3/32"	76	122	80	38	3	
★ DB133-30-02.400A1-	2,4		76	122	80	38	3	
★ DB133-30-02.500A1-	2,5		80	122	84	34	3	
★ DB133-30-02.600A1-	2,6		83	136	87	45	3	
★ DB133-30-02.700A1-	2,7		85	136	90	42	3	
★ DB133-30-02.778A1-	2,778	7/64"	89	136	94	38	3	
★ DB133-30-02.800A1-	2,8		89	136	94	38	3	
★ DB133-30-02.900A1-	2,9		92	136	97	36	3	

刀具材质订购示例 WJ30ER: DB133-30-02.000A1-WJ30ER

带内冷孔的整体硬质合金钻头

A6994TFP

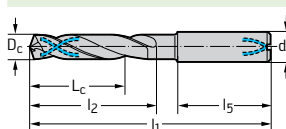
X-treme DH30



	P	M	K	N	S	H	O
TFP	●●	●	●	●	●	●	●

B1

刀具



DIN 6535 HA

牌号	h7	Dc Inch/Nr	Lc mm	l1 mm	l2 mm	l5 mm	h6
A6994TFP-3	3		92	140	97	36	6
A6994TFP-1/8IN	3,175	1/8"	127	174	133	36	6
A6994TFP-3.5	3,5		127	174	133	36	6
A6994TFP-9/64IN	3,572	9/64"	127	174	133	36	6
A6994TFP-5/32IN	3,969	5/32"	127	174	133	36	6
A6994TFP-4	4		127	174	133	36	6
A6994TFP-4.5	4,5		161	208	169	36	6
A6994TFP-3/16IN	4,763	3/16"	161	208	169	36	6
A6994TFP-4.8	4,8		161	208	169	36	6
A6994TFP-5	5		161	208	169	36	6
A6994TFP-5.5	5,5		178	225	187	36	6
A6994TFP-7/32IN	5,556	7/32"	195	242	204	36	6
A6994TFP-6	6		195	242	204	36	6
A6994TFP-1/4IN	6,35	1/4"	217	268	228	36	8
A6994TFP-6.5	6,5		217	268	228	36	8
A6994TFP-6.8	6,8		217	268	228	36	8
A6994TFP-7	7		217	268	228	36	8
A6994TFP-8	8		244	294	256	36	8
A6994TFP-8.3	8,3		273	330	287	40	10
A6994TFP-8.5	8,5		273	330	287	40	10
A6994TFP-11/32IN	8,731	11/32"	273	330	287	40	10
A6994TFP-9	9		273	330	287	40	10
A6994TFP-10	10		305	364	320	40	10

WALTER
SELECT

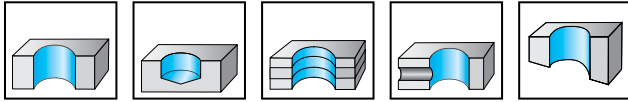
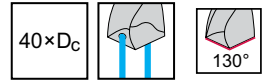
最佳刀具, 用于... → 良好的 = ☺ → 一般的 = ☹ → 不利的 = ☹ 加工条件

●● 主要应用 ● 其他应用

带内冷孔的整体硬质合金钻头

A7495TTP

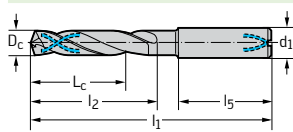
X-treme D40



	P	M	K	N	S	H	O
TTP	●●	●	●●	●●			

B1

刀具



DIN 6535 HA

牌号	e7	Dc Inch/Nr	Lc mm	l1 mm	l2 mm	l5 mm	h6
A7495TTP-3	3		134	172	139	28	4
A7495TTP-1/8IN	3,175	1/8"	134	172	139	28	4
A7495TTP-3.5	3,5		150	188	156	28	4
A7495TTP-9/64IN	3,572	9/64"	150	188	156	28	4
A7495TTP-5/32IN	3,969	5/32"	168	206	174	28	4
A7495TTP-4	4		168	206	174	28	4
A7495TTP-4.5	4,5		188	228	195	28	5
A7495TTP-3/16IN	4,763	3/16"	209	249	217	28	5
A7495TTP-4.8	4,8		209	249	217	28	5
A7495TTP-5	5		209	249	217	28	5
A7495TTP-5.5	5,5		230	279	239	36	6
A7495TTP-7/32IN	5,556	7/32"	248	297	257	36	6
A7495TTP-5.8	5,8		248	297	257	36	6
A7495TTP-6	6		248	297	257	36	6
A7495TTP-6.1	6,1		272	324	282	36	8
A7495TTP-1/4IN	6,35	1/4"	272	324	282	36	8
A7495TTP-6.5	6,5		272	324	282	36	8
A7495TTP-6.8	6,8		287	339	298	36	8
A7495TTP-7	7		287	339	298	36	8
A7495TTP-9/32IN	7,144	9/32"	313	366	325	36	8
A7495TTP-7.5	7,5		313	366	325	36	8
A7495TTP-5/16IN	7,938	5/16"	330	382	342	36	8
A7495TTP-8	8		330	382	342	36	8
A7495TTP-8.5	8,5		356	415	369	40	10
A7495TTP-11/32IN	8,731	11/32"	371	430	385	40	10
A7495TTP-9	9		371	430	385	40	10
A7495TTP-3/8IN	9,525	3/8"	418	477	412	40	10
A7495TTP-9.8	9,8		418	477	433	40	10
A7495TTP-10	10		418	477	433	40	10
A7495TTP-10.2	10,2		460	528	477	45	12
A7495TTP-11	11		460	528	477	45	12

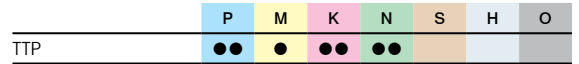
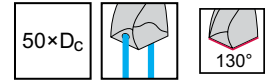
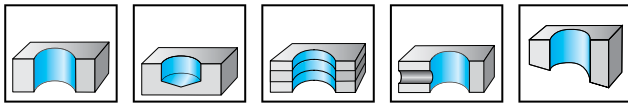
**WALTER
SELECT**

●● 主要应用 ● 其他应用
 最佳刀具, 用于... → 良好的 = 😊 → 一般的 = 😐 → 不利的 = ☹️ 加工条件

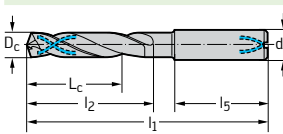
带内冷孔的整体硬质合金钻头

A7595TTP

X-treme D50



刀具



DIN 6535 HA

牌号	e7	Dc Inch/Nr	Lc mm	l1 mm	l2 mm	l5 mm	h6
A7595TTP-3	3		166	204	171	28	4
A7595TTP-1/8IN	3,175	1/8"	166	204	171	28	4
A7595TTP-3.5	3,5		186	224	192	28	4
A7595TTP-9/64IN	3,572	9/64"	186	224	192	28	4
A7595TTP-5/32IN	3,969	5/32"	203	239	209	28	4
A7595TTP-4	4		203	239	209	28	4
A7595TTP-4.5	4,5		233	273	240	28	5
A7595TTP-3/16IN	4,763	3/16"	259	299	267	28	5
A7595TTP-4.8	4,8		259	299	267	28	5
A7595TTP-5	5		259	299	267	28	5
A7595TTP-5.5	5,5		285	334	294	36	6
A7595TTP-7/32IN	5,556	7/32"	308	357	317	36	6
A7595TTP-6	6		308	357	317	36	6
A7595TTP-6.1	6,1		337	389	347	36	8
A7595TTP-1/4IN	6,35	1/4"	337	389	347	36	8
A7595TTP-6.5	6,5		337	389	347	36	8
A7595TTP-6.8	6,8		357	409	368	36	8
A7595TTP-7	7		357	409	368	36	8
A7595TTP-5/16IN	7,938	5/16"	410	462	422	36	8
A7595TTP-8	8		410	462	422	36	8
A7595TTP-8.3	8,3		441	500	454	40	10
A7595TTP-8.5	8,5		441	500	454	40	10
A7595TTP-11/32IN	8,731	11/32"	466	525	480	40	10
A7595TTP-9	9		466	525	480	40	10

WALTER
SELECT

最佳刀具, 用于... → 良好的 = ☺ → 一般的 = ☹ → 不利的 = ☹ 加工条件

●● 主要应用 ● 其他应用

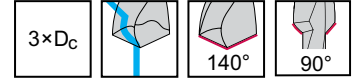
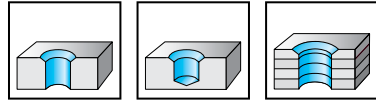
整体硬质合金麻花钻

DC260 Advance

X-treme Evo



- 阶梯长度符合 DIN 8378
- 用于钻螺纹底孔



	P	M	K	N	S	H	O
WJ30ET	●●	●	●●	●	●	●	●

B1

刀具

牌号	适用螺纹	D _c mm	d ₁₀ mm	L _c mm	l ₁ mm	l ₂ mm	l ₅ mm	h6	WJ30ET
DC260-03-03.300A0-	M 4	3,3	5	11	66	28	36	6	☺
DC260-03-04.200A0-	M 5	4,2	6	14	66	28	36	6	☺
DC260-03-05.000A0-	M 6	5	8	17	79	41	36	8	☺
DC260-03-06.800A0-	M 8	6,8	10	21	89	47	40	10	☺
DC260-03-08.500A0-	M 10	8,5	12	26	102	55	45	12	☺
DC260-03-10.200A0-	M 12	10,2	14	30	107	60	45	14	☺
DC260-03-12.000A0-	M 14	12	16	35	115	65	48	16	☺
DC260-03-14.000A0-	M 16	14	18	39	123	73	48	18	☺
DIN 6535 HA									
DC260-03-03.300F0-	M 4	3,3	5	11	66	28	36	6	☺
DC260-03-04.200F0-	M 5	4,2	6	14	66	28	36	6	☺
DC260-03-05.000F0-	M 6	5	8	17	79	41	36	8	☺
DC260-03-06.800F0-	M 8	6,8	10	21	89	47	40	10	☺
DC260-03-07.000F0-	M 8 X 1	7	10	21	89	47	40	10	☺
DC260-03-08.500F0-	M 10	8,5	12	26	102	55	45	12	☺
DC260-03-09.000F0-	M 10 X 1	9	12	26	102	55	45	12	☺
DC260-03-10.200F0-	M 12	10,2	14	30	107	60	45	14	☺
DC260-03-10.500F0-	M 12 X 1,5	10,5	14	30	107	60	45	14	☺
DC260-03-12.000F0-	M 14	12	16	35	115	65	48	16	☺
DC260-03-12.500F0-	M 14 X 1,5	12,5	16	35	115	65	48	16	☺
DC260-03-14.000F0-	M 16	14	18	39	123	73	48	18	☺
DC260-03-14.500F0-	M 16 X 1,5	14,5	18	39	123	73	48	18	☺
DIN 6535 HE									

刀具材质订购示例 WJ30ET: DC260-03-03.300A0-WJ30ET

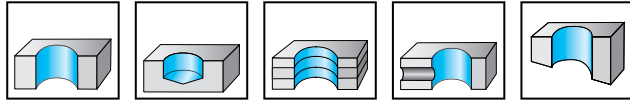
WALTER
SELECT

●● 主要应用 ● 其他应用
最佳刀具, 用于... → 良好的 = ☺ → 一般的 = ☹ → 不利的 = ☹ 加工条件

整体硬质合金钻头

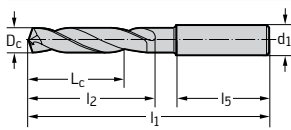
DC160 Advance

X-treme Evo



WJ30ET	P	M	K	N	S	H	O
	●●		●●	●	●	●	●

刀具



DIN 6535 HA

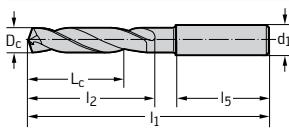
牌号	m7	Dc Inch/Nr	Lc mm	l1 mm	l2 mm	l5 mm	h6	WJ30ET
DC160-03-03.000A0-	3		14	62	20	36	6	☺
DC160-03-03.100A0-	3,1		14	62	20	36	6	☺
DC160-03-03.175A0-	3,175	1/8"	14	62	20	36	6	☺
DC160-03-03.200A0-	3,2		14	62	20	36	6	☺
DC160-03-03.250A0-	3,25		14	62	20	36	6	☺
DC160-03-03.300A0-	3,3		14	62	20	36	6	☺
DC160-03-03.400A0-	3,4		14	62	20	36	6	☺
DC160-03-03.500A0-	3,5		14	62	20	36	6	☺
DC160-03-03.572A0-	3,572	9/64"	14	62	20	36	6	☺
DC160-03-03.600A0-	3,6		14	62	20	36	6	☺
DC160-03-03.650A0-	3,65		14	62	20	36	6	☺
DC160-03-03.700A0-	3,7		14	62	20	36	6	☺
DC160-03-03.800A0-	3,8		17	66	24	36	6	☺
DC160-03-03.900A0-	3,9		17	66	24	36	6	☺
DC160-03-03.969A0-	3,969	5/32"	17	66	24	36	6	☺
DC160-03-04.000A0-	4		17	66	24	36	6	☺
DC160-03-04.100A0-	4,1		17	66	24	36	6	☺
DC160-03-04.200A0-	4,2		17	66	24	36	6	☺
DC160-03-04.300A0-	4,3		17	66	24	36	6	☺
DC160-03-04.366A0-	4,366	11/64"	17	66	24	36	6	☺
DC160-03-04.400A0-	4,4		17	66	24	36	6	☺
DC160-03-04.500A0-	4,5		17	66	24	36	6	☺
DC160-03-04.600A0-	4,6		17	66	24	36	6	☺
DC160-03-04.650A0-	4,65		17	66	24	36	6	☺
DC160-03-04.700A0-	4,7		17	66	24	36	6	☺
DC160-03-04.763A0-	4,763	3/16"	20	66	28	36	6	☺
DC160-03-04.800A0-	4,8		20	66	28	36	6	☺
DC160-03-04.900A0-	4,9		20	66	28	36	6	☺
DC160-03-05.000A0-	5		20	66	28	36	6	☺
DC160-03-05.100A0-	5,1		20	66	28	36	6	☺
DC160-03-05.159A0-	5,159	13/64"	20	66	28	36	6	☺
DC160-03-05.200A0-	5,2		20	66	28	36	6	☺
DC160-03-05.300A0-	5,3		20	66	28	36	6	☺
DC160-03-05.400A0-	5,4		20	66	28	36	6	☺
DC160-03-05.500A0-	5,5		20	66	28	36	6	☺

刀具材质订购示例 WJ30ET: DC160-03-03.000A0-WJ30ET

WALTER
SELECT

●● 主要应用 ● 其他应用
最佳刀具, 用于... → 良好的 = ☺ → 一般的 = ☹ → 不利的 = ☹ 加工条件

刀具

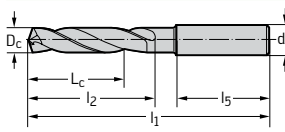


DIN 6535 HA

牌号	m7	Dc Inch/Nr	Lc mm	l1 mm	l2 mm	l5 mm	h6	WJ30ET
DC160-03-05.550A0-	5,55		20	66	28	36	6	☺
DC160-03-05.556A0-	5,556	7/32"	20	66	28	36	6	☺
DC160-03-05.600A0-	5,6		20	66	28	36	6	☺
DC160-03-05.700A0-	5,7		20	66	28	36	6	☺
DC160-03-05.800A0-	5,8		20	66	28	36	6	☺
DC160-03-05.900A0-	5,9		20	66	28	36	6	☺
DC160-03-05.953A0-	5,953	15/64"	20	66	28	36	6	☺
DC160-03-06.000A0-	6		20	66	28	36	6	☺
DC160-03-06.100A0-	6,1		24	79	34	36	8	☺
DC160-03-06.200A0-	6,2		24	79	34	36	8	☺
DC160-03-06.300A0-	6,3		24	79	34	36	8	☺
DC160-03-06.350A0-	6,35	1/4"	24	79	34	36	8	☺
DC160-03-06.400A0-	6,4		24	79	34	36	8	☺
DC160-03-06.500A0-	6,5		24	79	34	36	8	☺
DC160-03-06.600A0-	6,6		24	79	34	36	8	☺
DC160-03-06.700A0-	6,7		24	79	34	36	8	☺
DC160-03-06.747A0-	6,747	17/64"	24	79	34	36	8	☺
DC160-03-06.800A0-	6,8		24	79	34	36	8	☺
DC160-03-06.900A0-	6,9		24	79	34	36	8	☺
DC160-03-07.000A0-	7		24	79	34	36	8	☺
DC160-03-07.100A0-	7,1		29	79	41	36	8	☺
DC160-03-07.144A0-	7,144	9/32"	29	79	41	36	8	☺
DC160-03-07.200A0-	7,2		29	79	41	36	8	☺
DC160-03-07.300A0-	7,3		29	79	41	36	8	☺
DC160-03-07.400A0-	7,4		29	79	41	36	8	☺
DC160-03-07.500A0-	7,5		29	79	41	36	8	☺
DC160-03-07.541A0-	7,541	19/64"	29	79	41	36	8	☺
DC160-03-07.550A0-	7,55		29	79	41	36	8	☺
DC160-03-07.600A0-	7,6		29	79	41	36	8	☺
DC160-03-07.700A0-	7,7		29	79	41	36	8	☺
DC160-03-07.800A0-	7,8		29	79	41	36	8	☺
DC160-03-07.900A0-	7,9		29	79	41	36	8	☺
DC160-03-07.938A0-	7,938	5/16"	29	79	41	36	8	☺
DC160-03-08.000A0-	8		29	79	41	36	8	☺
DC160-03-08.100A0-	8,1		35	89	47	40	10	☺
DC160-03-08.200A0-	8,2		35	89	47	40	10	☺
DC160-03-08.300A0-	8,3		35	89	47	40	10	☺
DC160-03-08.334A0-	8,334	21/64"	35	89	47	40	10	☺
DC160-03-08.400A0-	8,4		35	89	47	40	10	☺
DC160-03-08.500A0-	8,5		35	89	47	40	10	☺
DC160-03-08.600A0-	8,6		35	89	47	40	10	☺
DC160-03-08.700A0-	8,7		35	89	47	40	10	☺
DC160-03-08.731A0-	8,731	11/32"	35	89	47	40	10	☺
DC160-03-08.800A0-	8,8		35	89	47	40	10	☺
DC160-03-08.900A0-	8,9		35	89	47	40	10	☺
DC160-03-09.000A0-	9		35	89	47	40	10	☺
DC160-03-09.100A0-	9,1		35	89	47	40	10	☺
DC160-03-09.128A0-	9,128	23/64"	35	89	47	40	10	☺

刀具材质订购示例 WJ30ET: DC160-03-03.000A0-WJ30ET

刀具



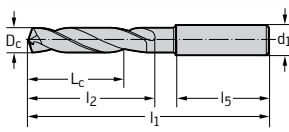
DIN 6535 HA

牌号	m7	Dc Inch/Nr	Lc mm	l1 mm	l2 mm	l5 mm	h6	WJ30ET
DC160-03-09.200A0-	9,2		35	89	47	40	10	☺
DC160-03-09.300A0-	9,3		35	89	47	40	10	☺
DC160-03-09.400A0-	9,4		35	89	47	40	10	☺
DC160-03-09.500A0-	9,5		35	89	47	40	10	☺
DC160-03-09.525A0-	9,525	3/8"	35	89	47	40	10	☺
DC160-03-09.550A0-	9,55		35	89	47	40	10	☺
DC160-03-09.600A0-	9,6		35	89	47	40	10	☺
DC160-03-09.700A0-	9,7		35	89	47	40	10	☺
DC160-03-09.800A0-	9,8		35	89	47	40	10	☺
DC160-03-09.900A0-	9,9		35	89	47	40	10	☺
DC160-03-09.922A0-	9,922	25/64"	35	89	47	40	10	☺
DC160-03-10.000A0-	10		35	89	47	40	10	☺
DC160-03-10.100A0-	10,1		40	102	55	45	12	☺
DC160-03-10.200A0-	10,2		40	102	55	45	12	☺
DC160-03-10.300A0-	10,3		40	102	55	45	12	☺
DC160-03-10.319A0-	10,319	13/32"	40	102	55	45	12	☺
DC160-03-10.400A0-	10,4		40	102	55	45	12	☺
DC160-03-10.500A0-	10,5		40	102	55	45	12	☺
DC160-03-10.600A0-	10,6		40	102	55	45	12	☺
DC160-03-10.700A0-	10,7		40	102	55	45	12	☺
DC160-03-10.716A0-	10,716	27/64"	40	102	55	45	12	☺
DC160-03-10.800A0-	10,8		40	102	55	45	12	☺
DC160-03-10.900A0-	10,9		40	102	55	45	12	☺
DC160-03-11.000A0-	11		40	102	55	45	12	☺
DC160-03-11.100A0-	11,1		40	102	55	45	12	☺
DC160-03-11.113A0-	11,113	7/16"	40	102	55	45	12	☺
DC160-03-11.200A0-	11,2		40	102	55	45	12	☺
DC160-03-11.300A0-	11,3		40	102	55	45	12	☺
DC160-03-11.400A0-	11,4		40	102	55	45	12	☺
DC160-03-11.500A0-	11,5		40	102	55	45	12	☺
DC160-03-11.509A0-	11,509	29/64"	40	102	55	45	12	☺
DC160-03-11.550A0-	11,55		40	102	55	45	12	☺
DC160-03-11.700A0-	11,7		40	102	55	45	12	☺
DC160-03-11.800A0-	11,8		40	102	55	45	12	☺
DC160-03-11.900A0-	11,9		40	102	55	45	12	☺
DC160-03-11.906A0-	11,906	15/32"	40	102	55	45	12	☺
DC160-03-12.000A0-	12		40	102	55	45	12	☺
DC160-03-12.100A0-	12,1		43	107	60	45	14	☺
DC160-03-12.200A0-	12,2		43	107	60	45	14	☺
DC160-03-12.250A0-	12,25		43	107	60	45	14	☺
DC160-03-12.300A0-	12,3		43	107	60	45	14	☺
DC160-03-12.303A0-	12,303	31/64"	43	107	60	45	14	☺
DC160-03-12.400A0-	12,4		43	107	60	45	14	☺
DC160-03-12.500A0-	12,5		43	107	60	45	14	☺
DC160-03-12.600A0-	12,6		43	107	60	45	14	☺
DC160-03-12.700A0-	12,7	1/2"	43	107	60	45	14	☺
DC160-03-12.750A0-	12,75		43	107	60	45	14	☺
DC160-03-12.800A0-	12,8		43	107	60	45	14	☺

刀具材质订购示例 WJ30ET: DC160-03-03.000A0-WJ30ET

B1

刀具

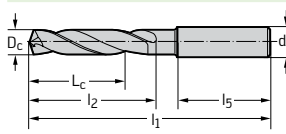


DIN 6535 HA

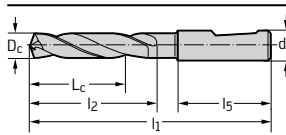
牌号	m7	Dc Inch/Nr	Lc mm	l1 mm	l2 mm	l5 mm	h6	WJ30ET
DC160-03-12.900A0-	12,9		43	107	60	45	14	☺
DC160-03-13.000A0-	13		43	107	60	45	14	☺
DC160-03-13.100A0-	13,1		43	107	60	45	14	☺
DC160-03-13.200A0-	13,2		43	107	60	45	14	☺
DC160-03-13.300A0-	13,3		43	107	60	45	14	☺
DC160-03-13.400A0-	13,4		43	107	60	45	14	☺
DC160-03-13.494A0-	13,494	17/32"	43	107	60	45	14	☺
DC160-03-13.500A0-	13,5		43	107	60	45	14	☺
DC160-03-13.600A0-	13,6		43	107	60	45	14	☺
DC160-03-13.700A0-	13,7		43	107	60	45	14	☺
DC160-03-13.800A0-	13,8		43	107	60	45	14	☺
DC160-03-13.900A0-	13,9		43	107	60	45	14	☺
DC160-03-14.000A0-	14		43	107	60	45	14	☺
DC160-03-14.100A0-	14,1		45	115	65	48	16	☺
DC160-03-14.200A0-	14,2		45	115	65	48	16	☺
DC160-03-14.288A0-	14,288	9/16"	45	115	65	48	16	☺
DC160-03-14.300A0-	14,3		45	115	65	48	16	☺
DC160-03-14.400A0-	14,4		45	115	65	48	16	☺
DC160-03-14.500A0-	14,5		45	115	65	48	16	☺
DC160-03-14.600A0-	14,6		45	115	65	48	16	☺
DC160-03-14.700A0-	14,7		45	115	65	48	16	☺
DC160-03-14.800A0-	14,8		45	115	65	48	16	☺
DC160-03-15.000A0-	15		45	115	65	48	16	☺
DC160-03-15.100A0-	15,1		45	115	65	48	16	☺
DC160-03-15.200A0-	15,2		45	115	65	48	16	☺
DC160-03-15.300A0-	15,3		45	115	65	48	16	☺
DC160-03-15.500A0-	15,5		45	115	65	48	16	☺
DC160-03-15.600A0-	15,6		45	115	65	48	16	☺
DC160-03-15.700A0-	15,7		45	115	65	48	16	☺
DC160-03-15.800A0-	15,8		45	115	65	48	16	☺
DC160-03-15.875A0-	15,875	5/8"	45	115	65	48	16	☺
DC160-03-15.900A0-	15,9		45	115	65	48	16	☺
DC160-03-16.000A0-	16		45	115	65	48	16	☺
DC160-03-16.100A0-	16,1		51	123	73	48	18	☺
DC160-03-16.200A0-	16,2		51	123	73	48	18	☺
DC160-03-16.300A0-	16,3		51	123	73	48	18	☺
DC160-03-16.500A0-	16,5		51	123	73	48	18	☺
DC160-03-16.600A0-	16,6		51	123	73	48	18	☺
DC160-03-16.700A0-	16,7		51	123	73	48	18	☺
DC160-03-16.750A0-	16,75		51	123	73	48	18	☺
DC160-03-16.800A0-	16,8		51	123	73	48	18	☺
DC160-03-17.000A0-	17		51	123	73	48	18	☺
DC160-03-17.200A0-	17,2		51	123	73	48	18	☺
DC160-03-17.300A0-	17,3		51	123	73	48	18	☺
DC160-03-17.500A0-	17,5		51	123	73	48	18	☺
DC160-03-17.600A0-	17,6		51	123	73	48	18	☺
DC160-03-17.700A0-	17,7		51	123	73	48	18	☺
DC160-03-17.800A0-	17,8		51	123	73	48	18	☺

刀具材质订购示例 WJ30ET: DC160-03-03.000A0-WJ30ET

刀具



DIN 6535 HA

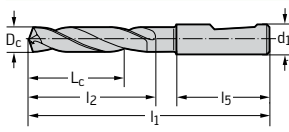


DIN 6535 HE

牌号	m7	Dc Inch/Nr	Lc mm	l1 mm	l2 mm	l5 mm	h6	WJ30ET
DC160-03-18.000A0-	18		51	123	73	48	18	☺
DC160-03-18.200A0-	18,2		55	131	79	50	20	☺
DC160-03-18.500A0-	18,5		55	131	79	50	20	☺
DC160-03-18.700A0-	18,7		55	131	79	50	20	☺
DC160-03-18.800A0-	18,8		55	131	79	50	20	☺
DC160-03-19.000A0-	19		55	131	79	50	20	☺
DC160-03-19.050A0-	19,05	3/4"	55	131	79	50	20	☺
DC160-03-19.500A0-	19,5		55	131	79	50	20	☺
DC160-03-19.700A0-	19,7		55	131	79	50	20	☺
DC160-03-19.800A0-	19,8		55	131	79	50	20	☺
DC160-03-20.000A0-	20		55	131	79	50	20	☺
DC160-03-03.000F0-	3		14	62	20	36	6	☺
DC160-03-03.100F0-	3,1		14	62	20	36	6	☺
DC160-03-03.200F0-	3,2		14	62	20	36	6	☺
DC160-03-03.250F0-	3,25		14	62	20	36	6	☺
DC160-03-03.300F0-	3,3		14	62	20	36	6	☺
DC160-03-03.400F0-	3,4		14	62	20	36	6	☺
DC160-03-03.500F0-	3,5		14	62	20	36	6	☺
DC160-03-03.600F0-	3,6		14	62	20	36	6	☺
DC160-03-03.650F0-	3,65		14	62	20	36	6	☺
DC160-03-03.700F0-	3,7		14	62	20	36	6	☺
DC160-03-03.800F0-	3,8		17	66	24	36	6	☺
DC160-03-03.900F0-	3,9		17	66	24	36	6	☺
DC160-03-04.000F0-	4		17	66	24	36	6	☺
DC160-03-04.100F0-	4,1		17	66	24	36	6	☺
DC160-03-04.200F0-	4,2		17	66	24	36	6	☺
DC160-03-04.300F0-	4,3		17	66	24	36	6	☺
DC160-03-04.400F0-	4,4		17	66	24	36	6	☺
DC160-03-04.500F0-	4,5		17	66	24	36	6	☺
DC160-03-04.600F0-	4,6		17	66	24	36	6	☺
DC160-03-04.650F0-	4,65		17	66	24	36	6	☺
DC160-03-04.700F0-	4,7		17	66	24	36	6	☺
DC160-03-04.800F0-	4,8		20	66	28	36	6	☺
DC160-03-04.900F0-	4,9		20	66	28	36	6	☺
DC160-03-05.000F0-	5		20	66	28	36	6	☺
DC160-03-05.100F0-	5,1		20	66	28	36	6	☺
DC160-03-05.200F0-	5,2		20	66	28	36	6	☺
DC160-03-05.300F0-	5,3		20	66	28	36	6	☺
DC160-03-05.400F0-	5,4		20	66	28	36	6	☺
DC160-03-05.500F0-	5,5		20	66	28	36	6	☺
DC160-03-05.550F0-	5,55		20	66	28	36	6	☺
DC160-03-05.600F0-	5,6		20	66	28	36	6	☺
DC160-03-05.700F0-	5,7		20	66	28	36	6	☺
DC160-03-05.800F0-	5,8		20	66	28	36	6	☺
DC160-03-05.900F0-	5,9		20	66	28	36	6	☺
DC160-03-06.000F0-	6		20	66	28	36	6	☺
DC160-03-06.100F0-	6,1		24	79	34	36	8	☺
DC160-03-06.200F0-	6,2		24	79	34	36	8	☺

刀具材质订购示例 WJ30ET: DC160-03-03.000A0-WJ30ET

刀具

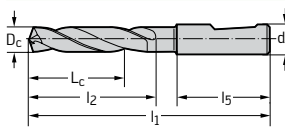


DIN 6535 HE

牌号	m7	Dc Inch/Nr	Lc mm	l1 mm	l2 mm	l5 mm	h6	WJ30ET
DC160-03-06.300F0-	6,3		24	79	34	36	8	☺
DC160-03-06.400F0-	6,4		24	79	34	36	8	☺
DC160-03-06.500F0-	6,5		24	79	34	36	8	☺
DC160-03-06.600F0-	6,6		24	79	34	36	8	☺
DC160-03-06.700F0-	6,7		24	79	34	36	8	☺
DC160-03-06.800F0-	6,8		24	79	34	36	8	☺
DC160-03-06.900F0-	6,9		24	79	34	36	8	☺
DC160-03-07.000F0-	7		24	79	34	36	8	☺
DC160-03-07.100F0-	7,1		29	79	41	36	8	☺
DC160-03-07.200F0-	7,2		29	79	41	36	8	☺
DC160-03-07.300F0-	7,3		29	79	41	36	8	☺
DC160-03-07.400F0-	7,4		29	79	41	36	8	☺
DC160-03-07.500F0-	7,5		29	79	41	36	8	☺
DC160-03-07.550F0-	7,55		29	79	41	36	8	☺
DC160-03-07.600F0-	7,6		29	79	41	36	8	☺
DC160-03-07.700F0-	7,7		29	79	41	36	8	☺
DC160-03-07.800F0-	7,8		29	79	41	36	8	☺
DC160-03-07.900F0-	7,9		29	79	41	36	8	☺
DC160-03-08.000F0-	8		29	79	41	36	8	☺
DC160-03-08.100F0-	8,1		35	89	47	40	10	☺
DC160-03-08.200F0-	8,2		35	89	47	40	10	☺
DC160-03-08.300F0-	8,3		35	89	47	40	10	☺
DC160-03-08.400F0-	8,4		35	89	47	40	10	☺
DC160-03-08.500F0-	8,5		35	89	47	40	10	☺
DC160-03-08.600F0-	8,6		35	89	47	40	10	☺
DC160-03-08.700F0-	8,7		35	89	47	40	10	☺
DC160-03-08.800F0-	8,8		35	89	47	40	10	☺
DC160-03-08.900F0-	8,9		35	89	47	40	10	☺
DC160-03-09.000F0-	9		35	89	47	40	10	☺
DC160-03-09.100F0-	9,1		35	89	47	40	10	☺
DC160-03-09.200F0-	9,2		35	89	47	40	10	☺
DC160-03-09.300F0-	9,3		35	89	47	40	10	☺
DC160-03-09.400F0-	9,4		35	89	47	40	10	☺
DC160-03-09.500F0-	9,5		35	89	47	40	10	☺
DC160-03-09.550F0-	9,55		35	89	47	40	10	☺
DC160-03-09.600F0-	9,6		35	89	47	40	10	☺
DC160-03-09.700F0-	9,7		35	89	47	40	10	☺
DC160-03-09.800F0-	9,8		35	89	47	40	10	☺
DC160-03-09.900F0-	9,9		35	89	47	40	10	☺
DC160-03-10.000F0-	10		35	89	47	40	10	☺
DC160-03-10.100F0-	10,1		40	102	55	45	12	☺
DC160-03-10.200F0-	10,2		40	102	55	45	12	☺
DC160-03-10.300F0-	10,3		40	102	55	45	12	☺
DC160-03-10.400F0-	10,4		40	102	55	45	12	☺
DC160-03-10.500F0-	10,5		40	102	55	45	12	☺
DC160-03-10.600F0-	10,6		40	102	55	45	12	☺
DC160-03-10.700F0-	10,7		40	102	55	45	12	☺
DC160-03-10.800F0-	10,8		40	102	55	45	12	☺

刀具材质订购示例 WJ30ET: DC160-03-03.000A0-WJ30ET

刀具



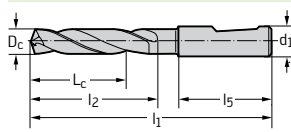
DIN 6535 HE

牌号	m7	Dc Inch/Nr	Lc mm	l1 mm	l2 mm	l5 mm	h6	WJ30ET
DC160-03-10.900F0-	10,9		40	102	55	45	12	☺
DC160-03-11.000F0-	11		40	102	55	45	12	☺
DC160-03-11.100F0-	11,1		40	102	55	45	12	☺
DC160-03-11.200F0-	11,2		40	102	55	45	12	☺
DC160-03-11.300F0-	11,3		40	102	55	45	12	☺
DC160-03-11.400F0-	11,4		40	102	55	45	12	☺
DC160-03-11.500F0-	11,5		40	102	55	45	12	☺
DC160-03-11.550F0-	11,55		40	102	55	45	12	☺
DC160-03-11.600F0-	11,6		40	102	55	45	12	☺
DC160-03-11.700F0-	11,7		40	102	55	45	12	☺
DC160-03-11.800F0-	11,8		40	102	55	45	12	☺
DC160-03-11.900F0-	11,9		40	102	55	45	12	☺
DC160-03-12.000F0-	12		40	102	55	45	12	☺
DC160-03-12.100F0-	12,1		43	107	60	45	14	☺
DC160-03-12.200F0-	12,2		43	107	60	45	14	☺
DC160-03-12.250F0-	12,25		43	107	60	45	14	☺
DC160-03-12.300F0-	12,3		43	107	60	45	14	☺
DC160-03-12.400F0-	12,4		43	107	60	45	14	☺
DC160-03-12.500F0-	12,5		43	107	60	45	14	☺
DC160-03-12.600F0-	12,6		43	107	60	45	14	☺
DC160-03-12.700F0-	12,7	1/2"	43	107	60	45	14	☺
DC160-03-12.750F0-	12,75		43	107	60	45	14	☺
DC160-03-12.800F0-	12,8		43	107	60	45	14	☺
DC160-03-12.900F0-	12,9		43	107	60	45	14	☺
DC160-03-13.000F0-	13		43	107	60	45	14	☺
DC160-03-13.100F0-	13,1		43	107	60	45	14	☺
DC160-03-13.200F0-	13,2		43	107	60	45	14	☺
DC160-03-13.300F0-	13,3		43	107	60	45	14	☺
DC160-03-13.400F0-	13,4		43	107	60	45	14	☺
DC160-03-13.500F0-	13,5		43	107	60	45	14	☺
DC160-03-13.600F0-	13,6		43	107	60	45	14	☺
DC160-03-13.700F0-	13,7		43	107	60	45	14	☺
DC160-03-13.800F0-	13,8		43	107	60	45	14	☺
DC160-03-13.900F0-	13,9		43	107	60	45	14	☺
DC160-03-14.000F0-	14		43	107	60	45	14	☺
DC160-03-14.100F0-	14,1		45	115	65	48	16	☺
DC160-03-14.200F0-	14,2		45	115	65	48	16	☺
DC160-03-14.300F0-	14,3		45	115	65	48	16	☺
DC160-03-14.400F0-	14,4		45	115	65	48	16	☺
DC160-03-14.500F0-	14,5		45	115	65	48	16	☺
DC160-03-14.600F0-	14,6		45	115	65	48	16	☺
DC160-03-14.700F0-	14,7		45	115	65	48	16	☺
DC160-03-14.750F0-	14,75		45	115	65	48	16	☺
DC160-03-14.800F0-	14,8		45	115	65	48	16	☺
DC160-03-15.000F0-	15		45	115	65	48	16	☺
DC160-03-15.100F0-	15,1		45	115	65	48	16	☺
DC160-03-15.200F0-	15,2		45	115	65	48	16	☺
DC160-03-15.300F0-	15,3		45	115	65	48	16	☺

刀具材质订购示例 WJ30ET: DC160-03-03.000A0-WJ30ET

B1

刀具



DIN 6535 HE

牌号	m7	Dc Inch/Nr	Lc mm	l1 mm	l2 mm	l5 mm	h6	WJ30ET
DC160-03-15.500F0-	15,5		45	115	65	48	16	☺
DC160-03-15.600F0-	15,6		45	115	65	48	16	☺
DC160-03-15.700F0-	15,7		45	115	65	48	16	☺
DC160-03-15.800F0-	15,8		45	115	65	48	16	☺
DC160-03-15.900F0-	15,9		45	115	65	48	16	☺
DC160-03-16.000F0-	16		45	115	65	48	16	☺
DC160-03-16.100F0-	16,1		51	123	73	48	18	☺
DC160-03-16.200F0-	16,2		51	123	73	48	18	☺
DC160-03-16.300F0-	16,3		51	123	73	48	18	☺
DC160-03-16.400F0-	16,4		51	123	73	48	18	☺
DC160-03-16.500F0-	16,5		51	123	73	48	18	☺
DC160-03-16.600F0-	16,6		51	123	73	48	18	☺
DC160-03-16.700F0-	16,7		51	123	73	48	18	☺
DC160-03-16.750F0-	16,75		51	123	73	48	18	☺
DC160-03-16.800F0-	16,8		51	123	73	48	18	☺
DC160-03-17.000F0-	17		51	123	73	48	18	☺
DC160-03-17.200F0-	17,2		51	123	73	48	18	☺
DC160-03-17.300F0-	17,3		51	123	73	48	18	☺
DC160-03-17.500F0-	17,5		51	123	73	48	18	☺
DC160-03-17.600F0-	17,6		51	123	73	48	18	☺
DC160-03-17.700F0-	17,7		51	123	73	48	18	☺
DC160-03-17.800F0-	17,8		51	123	73	48	18	☺
DC160-03-18.000F0-	18		51	123	73	48	18	☺
DC160-03-18.200F0-	18,2		55	131	79	50	20	☺
DC160-03-18.500F0-	18,5		55	131	79	50	20	☺
DC160-03-18.700F0-	18,7		55	131	79	50	20	☺
DC160-03-18.800F0-	18,8		55	131	79	50	20	☺
DC160-03-19.000F0-	19		55	131	79	50	20	☺
DC160-03-19.500F0-	19,5		55	131	79	50	20	☺
DC160-03-19.700F0-	19,7		55	131	79	50	20	☺
DC160-03-19.800F0-	19,8		55	131	79	50	20	☺
DC160-03-20.000F0-	20		55	131	79	50	20	☺

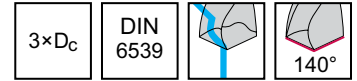
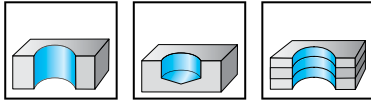
刀具材质订购示例 WJ30ET: DC160-03-03.000A0-WJ30ET

整体硬质合金钻头

DC150 Perform

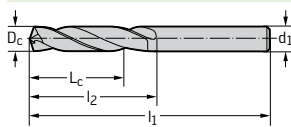


- 小于 1.9 mm, 其结构尺寸按照 DIN 1897 标准



	P	M	K	N	S	H	O
WJ30RE	●●	●	●●	●	●	●	●

刀具



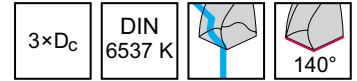
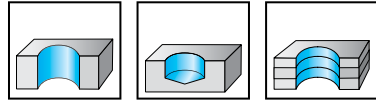

Cylindrical shank

牌号	h7	Dc Inch/Nr	Lc mm	l1 mm	l2 mm	h6	WJ30RE
DC150-03-01.500U0-	1,5		6	32	9	1,5	☺
DC150-03-01.588U0-	1,588	1/16"	7	34	10	1,588	☺
DC150-03-01.600U0-	1,6		7	34	10	1,6	☺
DC150-03-01.700U0-	1,7		7	34	10	1,7	☺
DC150-03-01.800U0-	1,8		8	36	11	1,8	☺
DC150-03-01.820U0-	1,82		8	36	11	1,82	☺
DC150-03-01.900U0-	1,9		8	36	11	1,9	☺
DC150-03-01.984U0-	1,984	5/64"	8	38	12	1,984	☺
DC150-03-02.000U0-	2		8	38	12	2	☺
DC150-03-02.050U0-	2,05		8	38	12	2,05	☺
DC150-03-02.100U0-	2,1		8	38	12	2,1	☺
DC150-03-02.200U0-	2,2		9	40	13	2,2	☺
DC150-03-02.300U0-	2,3		9	40	13	2,3	☺
DC150-03-02.381U0-	2,381	3/32"	10	43	14	2,381	☺
DC150-03-02.400U0-	2,4		10	43	14	2,4	☺
DC150-03-02.500U0-	2,5		10	43	14	2,5	☺
DC150-03-02.600U0-	2,6		10	43	14	2,6	☺
DC150-03-02.700U0-	2,7		11	46	16	2,7	☺
DC150-03-02.778U0-	2,778	7/64"	11	46	16	2,778	☺
DC150-03-02.800U0-	2,8		11	46	16	2,8	☺
DC150-03-02.900U0-	2,9		11	46	16	2,9	☺

刀具材质订购示例 WJ30RE: DC150-03-01.500U0-WJ30RE

整体硬质合金钻头

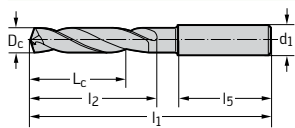
DC150 Perform



B1

	P	M	K	N	S	H	O
WJ30RE	●●	●	●●	●	●	●	●

刀具



DIN 6535 HA

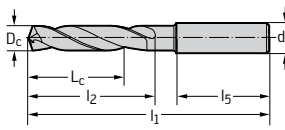
牌号	m7	Dc Inch/Nr	Lc mm	l1 mm	l2 mm	l5 mm	h6	WJ30RE
DC150-03-03.000A0-	3		14	62	20	36	6	☺
DC150-03-03.100A0-	3,1		14	62	20	36	6	☺
DC150-03-03.175A0-	3,175	1/8"	14	62	20	36	6	☺
DC150-03-03.200A0-	3,2		14	62	20	36	6	☺
DC150-03-03.250A0-	3,25		14	62	20	36	6	☺
DC150-03-03.300A0-	3,3		14	62	20	36	6	☺
DC150-03-03.400A0-	3,4		14	62	20	36	6	☺
DC150-03-03.500A0-	3,5		14	62	20	36	6	☺
DC150-03-03.572A0-	3,572	9/64"	14	62	20	36	6	☺
DC150-03-03.600A0-	3,6		14	62	20	36	6	☺
DC150-03-03.700A0-	3,7		14	62	20	36	6	☺
DC150-03-03.800A0-	3,8		17	66	24	36	6	☺
DC150-03-03.900A0-	3,9		17	66	24	36	6	☺
DC150-03-03.969A0-	3,969	5/32"	17	66	24	36	6	☺
DC150-03-04.000A0-	4		17	66	24	36	6	☺
DC150-03-04.100A0-	4,1		17	66	24	36	6	☺
DC150-03-04.200A0-	4,2		17	66	24	36	6	☺
DC150-03-04.300A0-	4,3		17	66	24	36	6	☺
DC150-03-04.366A0-	4,366	11/64"	17	66	24	36	6	☺
DC150-03-04.400A0-	4,4		17	66	24	36	6	☺
DC150-03-04.500A0-	4,5		17	66	24	36	6	☺
DC150-03-04.600A0-	4,6		17	66	24	36	6	☺
DC150-03-04.650A0-	4,65		17	66	24	36	6	☺
DC150-03-04.700A0-	4,7		17	66	24	36	6	☺
DC150-03-04.763A0-	4,763	3/16"	20	66	28	36	6	☺
DC150-03-04.800A0-	4,8		20	66	28	36	6	☺
DC150-03-04.900A0-	4,9		20	66	28	36	6	☺
DC150-03-05.000A0-	5		20	66	28	36	6	☺
DC150-03-05.100A0-	5,1		20	66	28	36	6	☺
DC150-03-05.159A0-	5,159	13/64"	20	66	28	36	6	☺
DC150-03-05.200A0-	5,2		20	66	28	36	6	☺
DC150-03-05.300A0-	5,3		20	66	28	36	6	☺
DC150-03-05.400A0-	5,4		20	66	28	36	6	☺
DC150-03-05.500A0-	5,5		20	66	28	36	6	☺
DC150-03-05.550A0-	5,55		20	66	28	36	6	☺

刀具材质订购示例 WJ30RE: DC150-03-03.000A0-WJ30RE

WALTER
SELECT

●● 主要应用 ● 其他应用
最佳刀具, 用于... → 良好的 = ☺ → 一般的 = ☹ → 不利的 = ☹ 加工条件

刀具



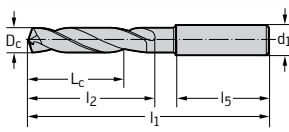
DIN 6535 HA

牌号	m7	Dc Inch/Nr	Lc mm	l1 mm	l2 mm	l5 mm	h6	WJ30RE
DC150-03-05.556A0-	5,556	7/32"	20	66	28	36	6	☺
DC150-03-05.600A0-	5,6		20	66	28	36	6	☺
DC150-03-05.700A0-	5,7		20	66	28	36	6	☺
DC150-03-05.800A0-	5,8		20	66	28	36	6	☺
DC150-03-05.900A0-	5,9		20	66	28	36	6	☺
DC150-03-05.953A0-	5,953	15/64"	20	66	28	36	6	☺
DC150-03-06.000A0-	6		20	66	28	36	6	☺
DC150-03-06.100A0-	6,1		24	79	34	36	8	☺
DC150-03-06.200A0-	6,2		24	79	34	36	8	☺
DC150-03-06.300A0-	6,3		24	79	34	36	8	☺
DC150-03-06.350A0-	6,35	1/4"	24	79	34	36	8	☺
DC150-03-06.400A0-	6,4		24	79	34	36	8	☺
DC150-03-06.500A0-	6,5		24	79	34	36	8	☺
DC150-03-06.600A0-	6,6		24	79	34	36	8	☺
DC150-03-06.700A0-	6,7		24	79	34	36	8	☺
DC150-03-06.747A0-	6,747	17/64"	24	79	34	36	8	☺
DC150-03-06.800A0-	6,8		24	79	34	36	8	☺
DC150-03-06.900A0-	6,9		24	79	34	36	8	☺
DC150-03-07.000A0-	7		24	79	34	36	8	☺
DC150-03-07.100A0-	7,1		29	79	41	36	8	☺
DC150-03-07.144A0-	7,144	9/32"	29	79	41	36	8	☺
DC150-03-07.200A0-	7,2		29	79	41	36	8	☺
DC150-03-07.300A0-	7,3		29	79	41	36	8	☺
DC150-03-07.400A0-	7,4		29	79	41	36	8	☺
DC150-03-07.500A0-	7,5		29	79	41	36	8	☺
DC150-03-07.541A0-	7,541	19/64"	29	79	41	36	8	☺
DC150-03-07.600A0-	7,6		29	79	41	36	8	☺
DC150-03-07.700A0-	7,7		29	79	41	36	8	☺
DC150-03-07.800A0-	7,8		29	79	41	36	8	☺
DC150-03-07.900A0-	7,9		29	79	41	36	8	☺
DC150-03-07.938A0-	7,938	5/16"	29	79	41	36	8	☺
DC150-03-08.000A0-	8		29	79	41	36	8	☺
DC150-03-08.100A0-	8,1		35	89	47	40	10	☺
DC150-03-08.200A0-	8,2		35	89	47	40	10	☺
DC150-03-08.300A0-	8,3		35	89	47	40	10	☺
DC150-03-08.334A0-	8,334	21/64"	35	89	47	40	10	☺
DC150-03-08.400A0-	8,4		35	89	47	40	10	☺
DC150-03-08.500A0-	8,5		35	89	47	40	10	☺
DC150-03-08.600A0-	8,6		35	89	47	40	10	☺
DC150-03-08.700A0-	8,7		35	89	47	40	10	☺
DC150-03-08.731A0-	8,731	11/32"	35	89	47	40	10	☺
DC150-03-08.800A0-	8,8		35	89	47	40	10	☺
DC150-03-08.900A0-	8,9		35	89	47	40	10	☺
DC150-03-09.000A0-	9		35	89	47	40	10	☺
DC150-03-09.100A0-	9,1		35	89	47	40	10	☺
DC150-03-09.200A0-	9,2		35	89	47	40	10	☺
DC150-03-09.300A0-	9,3		35	89	47	40	10	☺
DC150-03-09.400A0-	9,4		35	89	47	40	10	☺

刀具材质订购示例 WJ30RE: DC150-03-03.000A0-WJ30RE

B1

刀具

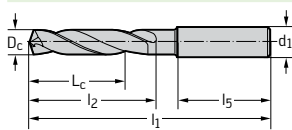


DIN 6535 HA

牌号	m7	Dc Inch/Nr	Lc mm	l1 mm	l2 mm	l5 mm	h6	WJ30RE
DC150-03-09.500A0-	9,5		35	89	47	40	10	☹
DC150-03-09.525A0-	9,525	3/8"	35	89	47	40	10	☹
DC150-03-09.600A0-	9,6		35	89	47	40	10	☹
DC150-03-09.700A0-	9,7		35	89	47	40	10	☹
DC150-03-09.800A0-	9,8		35	89	47	40	10	☹
DC150-03-09.900A0-	9,9		35	89	47	40	10	☹
DC150-03-09.922A0-	9,922	25/64"	35	89	47	40	10	☹
DC150-03-10.000A0-	10		35	89	47	40	10	☹
DC150-03-10.100A0-	10,1		40	102	55	45	12	☹
DC150-03-10.200A0-	10,2		40	102	55	45	12	☹
DC150-03-10.300A0-	10,3		40	102	55	45	12	☹
DC150-03-10.319A0-	10,319	13/32"	40	102	55	45	12	☹
DC150-03-10.400A0-	10,4		40	102	55	45	12	☹
DC150-03-10.500A0-	10,5		40	102	55	45	12	☹
DC150-03-10.600A0-	10,6		40	102	55	45	12	☹
DC150-03-10.716A0-	10,716	27/64"	40	102	55	45	12	☹
DC150-03-10.800A0-	10,8		40	102	55	45	12	☹
DC150-03-11.000A0-	11		40	102	55	45	12	☹
DC150-03-11.100A0-	11,1		40	102	55	45	12	☹
DC150-03-11.113A0-	11,113	7/16"	40	102	55	45	12	☹
DC150-03-11.200A0-	11,2		40	102	55	45	12	☹
DC150-03-11.300A0-	11,3		40	102	55	45	12	☹
DC150-03-11.400A0-	11,4		40	102	55	45	12	☹
DC150-03-11.500A0-	11,5		40	102	55	45	12	☹
DC150-03-11.509A0-	11,509	29/64"	40	102	55	45	12	☹
DC150-03-11.700A0-	11,7		40	102	55	45	12	☹
DC150-03-11.800A0-	11,8		40	102	55	45	12	☹
DC150-03-11.900A0-	11,9		40	102	55	45	12	☹
DC150-03-12.000A0-	12		40	102	55	45	12	☹
DC150-03-12.100A0-	12,1		43	107	60	45	14	☹
DC150-03-12.200A0-	12,2		43	107	60	45	14	☹
DC150-03-12.250A0-	12,25		43	107	60	45	14	☹
DC150-03-12.300A0-	12,3		43	107	60	45	14	☹
DC150-03-12.303A0-	12,303	31/64"	43	107	60	45	14	☹
DC150-03-12.500A0-	12,5		43	107	60	45	14	☹
DC150-03-12.700A0-	12,7	1/2"	43	107	60	45	14	☹
DC150-03-12.800A0-	12,8		43	107	60	45	14	☹
DC150-03-13.000A0-	13		43	107	60	45	14	☹
DC150-03-13.100A0-	13,1		43	107	60	45	14	☹
DC150-03-13.300A0-	13,3		43	107	60	45	14	☹
DC150-03-13.494A0-	13,494	17/32"	43	107	60	45	14	☹
DC150-03-13.500A0-	13,5		43	107	60	45	14	☹
DC150-03-14.000A0-	14		43	107	60	45	14	☹
DC150-03-14.200A0-	14,2		45	115	65	48	16	☹
DC150-03-14.288A0-	14,288	9/16"	45	115	65	48	16	☹
DC150-03-14.500A0-	14,5		45	115	65	48	16	☹
DC150-03-14.700A0-	14,7		45	115	65	48	16	☹
DC150-03-14.800A0-	14,8		45	115	65	48	16	☹

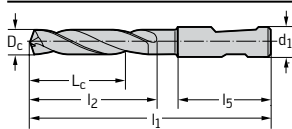
刀具材质订购示例 WJ30RE: DC150-03-03.000A0-WJ30RE

刀具



DIN 6535 HA

牌号	m7	Dc Inch/Nr	Lc mm	l1 mm	l2 mm	l5 mm	h6	WJ30RE
DC150-03-15.000A0-	15		45	115	65	48	16	☺
DC150-03-15.100A0-	15,1		45	115	65	48	16	☺
DC150-03-15.500A0-	15,5		45	115	65	48	16	☺
DC150-03-15.800A0-	15,8		45	115	65	48	16	☺
DC150-03-15.875A0-	15,875	5/8"	45	115	65	48	16	☺
DC150-03-16.000A0-	16		45	115	65	48	16	☺
DC150-03-16.500A0-	16,5		51	123	73	48	18	☺
DC150-03-16.750A0-	16,75		51	123	73	48	18	☺
DC150-03-17.000A0-	17		51	123	73	48	18	☺
DC150-03-17.500A0-	17,5		51	123	73	48	18	☺
DC150-03-17.800A0-	17,8		51	123	73	48	18	☺
DC150-03-18.000A0-	18		51	123	73	48	18	☺
DC150-03-19.000A0-	19		55	131	79	50	20	☺
DC150-03-20.000A0-	20		55	131	79	50	20	☺



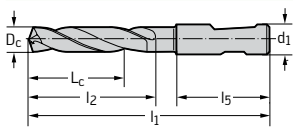
DIN 6535 HE, turned 180° DIN 6535 HB

DC150-03-03.000D0-	3		14	62	20	36	6	☺
DC150-03-03.100D0-	3,1		14	62	20	36	6	☺
DC150-03-03.200D0-	3,2		14	62	20	36	6	☺
DC150-03-03.300D0-	3,3		14	62	20	36	6	☺
DC150-03-03.400D0-	3,4		14	62	20	36	6	☺
DC150-03-03.500D0-	3,5		14	62	20	36	6	☺
DC150-03-03.600D0-	3,6		14	62	20	36	6	☺
DC150-03-03.700D0-	3,7		14	62	20	36	6	☺
DC150-03-03.800D0-	3,8		17	66	24	36	6	☺
DC150-03-03.900D0-	3,9		17	66	24	36	6	☺
DC150-03-04.000D0-	4		17	66	24	36	6	☺
DC150-03-04.200D0-	4,2		17	66	24	36	6	☺
DC150-03-04.300D0-	4,3		17	66	24	36	6	☺
DC150-03-04.500D0-	4,5		17	66	24	36	6	☺
DC150-03-04.650D0-	4,65		17	66	24	36	6	☺
DC150-03-04.700D0-	4,7		17	66	24	36	6	☺
DC150-03-04.800D0-	4,8		20	66	28	36	6	☺
DC150-03-05.000D0-	5		20	66	28	36	6	☺
DC150-03-05.100D0-	5,1		20	66	28	36	6	☺
DC150-03-05.300D0-	5,3		20	66	28	36	6	☺
DC150-03-05.500D0-	5,5		20	66	28	36	6	☺
DC150-03-05.550D0-	5,55		20	66	28	36	6	☺
DC150-03-05.600D0-	5,6		20	66	28	36	6	☺
DC150-03-05.800D0-	5,8		20	66	28	36	6	☺
DC150-03-06.000D0-	6		20	66	28	36	6	☺
DC150-03-06.100D0-	6,1		24	79	34	36	8	☺
DC150-03-06.200D0-	6,2		24	79	34	36	8	☺
DC150-03-06.300D0-	6,3		24	79	34	36	8	☺
DC150-03-06.500D0-	6,5		24	79	34	36	8	☺
DC150-03-06.600D0-	6,6		24	79	34	36	8	☺
DC150-03-06.700D0-	6,7		24	79	34	36	8	☺
DC150-03-06.800D0-	6,8		24	79	34	36	8	☺
DC150-03-07.000D0-	7		24	79	34	36	8	☺
DC150-03-07.100D0-	7,1		29	79	41	36	8	☺

刀具材质订购示例 WJ30RE: DC150-03-03.000A0-WJ30RE

B1

刀具

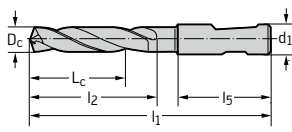


DIN 6535 HE, turned 180° DIN 6535 HB

牌号	m7	Dc Inch/Nr	Lc mm	l1 mm	l2 mm	l5 mm	h6	WJ30RE
DC150-03-07.400D0-	7,4		29	79	41	36	8	☺
DC150-03-07.500D0-	7,5		29	79	41	36	8	☺
DC150-03-07.600D0-	7,6		29	79	41	36	8	☺
DC150-03-07.800D0-	7,8		29	79	41	36	8	☺
DC150-03-08.000D0-	8		29	79	41	36	8	☺
DC150-03-08.200D0-	8,2		35	89	47	40	10	☺
DC150-03-08.300D0-	8,3		35	89	47	40	10	☺
DC150-03-08.500D0-	8,5		35	89	47	40	10	☺
DC150-03-08.600D0-	8,6		35	89	47	40	10	☺
DC150-03-08.700D0-	8,7		35	89	47	40	10	☺
DC150-03-08.800D0-	8,8		35	89	47	40	10	☺
DC150-03-09.000D0-	9		35	89	47	40	10	☺
DC150-03-09.100D0-	9,1		35	89	47	40	10	☺
DC150-03-09.500D0-	9,5		35	89	47	40	10	☺
DC150-03-09.700D0-	9,5		35	89	47	40	10	☺
DC150-03-09.800D0-	9,8		35	89	47	40	10	☺
DC150-03-10.000D0-	10		35	89	47	40	10	☺
DC150-03-10.100D0-	10,1		40	102	55	45	12	☺
DC150-03-10.200D0-	10,2		40	102	55	45	12	☺
DC150-03-10.300D0-	10,3		40	102	55	45	12	☺
DC150-03-10.400D0-	10,4		40	102	55	45	12	☺
DC150-03-10.500D0-	10,5		40	102	55	45	12	☺
DC150-03-10.800D0-	10,8		40	102	55	45	12	☺
DC150-03-10.900D0-	10,9		40	102	55	45	12	☺
DC150-03-11.000D0-	11		40	102	55	45	12	☺
DC150-03-11.100D0-	11,1		40	102	55	45	12	☺
DC150-03-11.200D0-	11,2		40	102	55	45	12	☺
DC150-03-11.300D0-	11,3		40	102	55	45	12	☺
DC150-03-11.500D0-	11,5		40	102	55	45	12	☺
DC150-03-11.600D0-	11,6		40	102	55	45	12	☺
DC150-03-11.800D0-	11,8		40	102	55	45	12	☺
DC150-03-12.000D0-	12		40	102	55	45	12	☺
DC150-03-12.200D0-	12,2		43	107	60	45	14	☺
DC150-03-12.500D0-	12,5		43	107	60	45	14	☺
DC150-03-13.000D0-	13		43	107	60	45	14	☺
DC150-03-13.200D0-	13,2		43	107	60	45	14	☺
DC150-03-13.300D0-	13,3		43	107	60	45	14	☺
DC150-03-13.400D0-	13,4		43	107	60	45	14	☺
DC150-03-13.500D0-	13,5		43	107	60	45	14	☺
DC150-03-13.600D0-	13,6		43	107	60	45	14	☺
DC150-03-13.800D0-	13,8		43	107	60	45	14	☺
DC150-03-14.000D0-	14		43	107	60	45	14	☺
DC150-03-15.000D0-	15		45	115	65	48	16	☺
DC150-03-15.100D0-	15,1		45	115	65	48	16	☺
DC150-03-16.000D0-	16		45	115	65	48	16	☺
DC150-03-16.500D0-	16,5		51	123	73	48	18	☺
DC150-03-17.000D0-	17		51	123	73	48	18	☺
DC150-03-17.500D0-	17,5		51	123	73	48	18	☺

刀具材质订购示例 WJ30RE: DC150-03-03.000A0-WJ30RE

刀具



牌号	m7	Dc Inch/Nr	Lc mm	l1 mm	l2 mm	l5 mm	h6	WJ30RE
DC150-03-18.000D0-	18		51	123	73	48	18	⊕
DC150-03-18.500D0-	18,5		55	131	79	50	20	⊕
DC150-03-19.000D0-	19		55	131	79	50	20	⊕
DC150-03-20.000D0-	20		55	131	79	50	20	⊕

DIN 6535 HE, turned 180° DIN 6535 HB

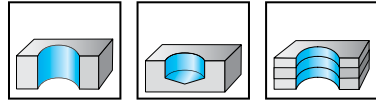
刀具材质订购示例 WJ30RE: DC150-03-03.000A0-WJ30RE

整体硬质合金钻头

A1163



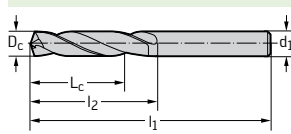
- N 型



	P	M	K	N	S	H	O
uncoated			●	●●	●		●●

B1

刀具



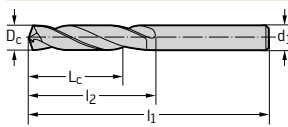
Cylindrical shank

牌号	h7	L _c mm	l ₁ mm	l ₂ mm	h6
A1163-1	1	4	26	6	1
A1163-1.1	1.1	5	28	7	1.1
A1163-1.2	1.2	6	30	8	1.2
A1163-1.3	1.3	6	30	8	1.3
A1163-1.4	1.4	6	32	9	1.4
A1163-1.5	1.5	6	32	9	1.5
A1163-1.6	1.6	7	34	10	1.6
A1163-1.7	1.7	7	34	10	1.7
A1163-1.8	1.8	8	36	11	1.8
A1163-1.9	1.9	8	36	11	1.9
A1163-2	2	8	38	12	2
A1163-2.1	2.1	8	38	12	2.1
A1163-2.2	2.2	9	40	13	2.2
A1163-2.3	2.3	9	40	13	2.3
A1163-2.4	2.4	10	43	14	2.4
A1163-2.5	2.5	10	43	14	2.5
A1163-2.6	2.6	10	43	14	2.6
A1163-2.7	2.7	11	46	16	2.7
A1163-2.8	2.8	11	46	16	2.8
A1163-2.9	2.9	11	46	16	2.9
A1163-3	3	11	46	16	3
A1163-3.1	3.1	12	49	18	3.1
A1163-3.2	3.2	12	49	18	3.2
A1163-3.3	3.3	12	49	18	3.3
A1163-3.4	3.4	14	52	20	3.4
A1163-3.5	3.5	14	52	20	3.5
A1163-3.6	3.6	14	52	20	3.6
A1163-3.7	3.7	14	52	20	3.7
A1163-3.8	3.8	15	55	22	3.8
A1163-3.9	3.9	15	55	22	3.9
A1163-4	4	15	55	22	4
A1163-4.1	4.1	15	55	22	4.1
A1163-4.2	4.2	15	55	22	4.2
A1163-4.3	4.3	16	58	24	4.3
A1163-4.4	4.4	16	58	24	4.4

 WALTER
SELECT

●● 主要应用 ● 其他应用
 最佳刀具, 用于... → 良好的 = ☺ → 一般的 = ☹ → 不利的 = ☹ 加工条件

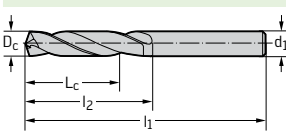
刀具



Cylindrical shank

牌号	h7	Lc mm	l1 mm	l2 mm	h6
A1163-4.5	4,5	16	58	24	4,5
A1163-4.6	4,6	16	58	24	4,6
A1163-4.7	4,7	16	58	24	4,7
A1163-4.8	4,8	18	62	26	4,8
A1163-4.9	4,9	18	62	26	4,9
A1163-5	5	18	62	26	5
A1163-5.1	5,1	18	62	26	5,1
A1163-5.2	5,2	18	62	26	5,2
A1163-5.3	5,3	18	62	26	5,3
A1163-5.4	5,4	19	66	28	5,4
A1163-5.5	5,5	19	66	28	5,5
A1163-5.6	5,6	19	66	28	5,6
A1163-5.7	5,7	19	66	28	5,7
A1163-5.8	5,8	19	66	28	5,8
A1163-5.9	5,9	19	66	28	5,9
A1163-6	6	19	66	28	6
A1163-6.1	6,1	20	70	31	6,1
A1163-6.2	6,2	20	70	31	6,2
A1163-6.3	6,3	20	70	31	6,3
A1163-6.4	6,4	20	70	31	6,4
A1163-6.5	6,5	20	70	31	6,5
A1163-6.6	6,6	20	70	31	6,6
A1163-6.7	6,7	20	70	31	6,7
A1163-6.8	6,8	22	74	34	6,8
A1163-6.9	6,9	22	74	34	6,9
A1163-7	7	22	74	34	7
A1163-7.1	7,1	22	74	34	7,1
A1163-7.2	7,2	22	74	34	7,2
A1163-7.3	7,3	22	74	34	7,3
A1163-7.4	7,4	22	74	34	7,4
A1163-7.5	7,5	22	74	34	7,5
A1163-7.6	7,6	25	79	37	7,6
A1163-7.7	7,7	25	79	37	7,7
A1163-7.8	7,8	25	79	37	7,8
A1163-7.9	7,9	25	79	37	7,9
A1163-8	8	25	79	37	8
A1163-8.1	8,1	24	79	37	8,1
A1163-8.2	8,2	24	79	37	8,2
A1163-8.3	8,3	24	79	37	8,3
A1163-8.4	8,4	24	79	37	8,4
A1163-8.5	8,5	24	79	37	8,5
A1163-8.6	8,6	25	84	40	8,6
A1163-8.7	8,7	25	84	40	8,7
A1163-8.8	8,8	25	84	40	8,8
A1163-9	9	25	84	40	9
A1163-9.3	9,3	25	84	40	9,3
A1163-9.5	9,5	25	84	40	9,5
A1163-9.7	9,7	28	89	43	9,7

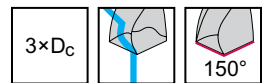
刀具

	牌号	h7	L _c mm	l ₁ mm	l ₂ mm	h6
 Cylindrical shank	A1163-9.8	9,8	28	89	43	9,8
	A1163-10	10	28	89	43	10
	A1163-10.2	10,2	27	89	43	10,2
	A1163-10.5	10,5	27	89	43	10,5
	A1163-11	11	29	95	47	11
	A1163-11.5	11,5	29	95	47	11,5
	A1163-12	12	33	102	51	12

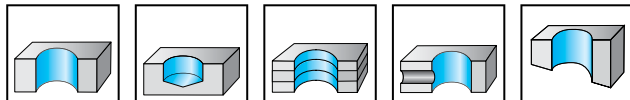
B1

整体硬质合金 Maximiza 三刃钻

A1166 / A1166TIN



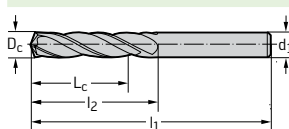
- 总长度按照 DIN 6539 标准, 槽已相对于 DIN 6539 标准加长



	P	M	K	N	S	H	O
uncoated	●	●	●	●	●	●	●
TIN	●	●	●	●	●	●	●

B1

刀具



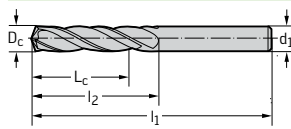
Cylindrical shank

牌号	h7	Dc Inch/Nr	Lc mm	l1 mm	l2 mm	h6
A1166-3	3		17	46	22	3
A1166-3.1	3.1		18	49	24	3.1
A1166-1/8IN	3,175	1/8"	18	49	24	3,175
A1166-3.2	3.2		18	49	24	3.2
A1166-3.3	3.3		18	49	24	3.3
A1166-3.4	3.4		21	52	27	3.4
A1166-3.5	3.5		21	52	27	3.5
A1166-9/64IN	3,572	9/64"	21	52	27	3,572
A1166-3.6	3.6		21	52	27	3.6
A1166-3.7	3.7		21	52	27	3.7
A1166-3.8	3.8		23	55	30	3.8
A1166-3.9	3.9		23	55	30	3.9
A1166-4	4		23	55	30	4
A1166-4.1	4.1		23	55	30	4.1
A1166-4.2	4.2		23	55	30	4.2
A1166-4.3	4.3		24	58	32	4.3
A1166-4.4	4.4		24	58	32	4.4
A1166-4.5	4.5		24	58	32	4.5
A1166-4.6	4.6		24	58	32	4.6
A1166-4.7	4.7		24	58	32	4.7
A1166-3/16IN	4,763	3/16"	27	62	35	4,763
A1166-4.8	4.8		27	62	35	4.8
A1166-4.9	4.9		27	62	35	4.9
A1166-5	5		27	62	35	5
A1166-5.1	5.1		27	62	35	5.1
A1166-13/64IN	5,159	13/64"	27	62	35	5,159
A1166-5.2	5.2		27	62	35	5.2
A1166-5.3	5.3		27	62	35	5.3
A1166-5.4	5.4		30	66	39	5.4
A1166-5.5	5.5		30	66	39	5.5
A1166-5.6	5.6		30	66	39	5.6
A1166-5.7	5.7		30	66	39	5.7
A1166-5.8	5.8		30	66	39	5.8
A1166-6	6		30	66	39	6
A1166-6.1	6.1		31	70	42	6.1

WALTER
SELECT

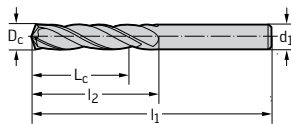
●● 主要应用 ● 其他应用
最佳刀具, 用于... → 良好的 = ☺ → 一般的 = ☹ → 不利的 = ☹ 加工条件

刀具



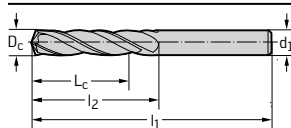
Cylindrical shank

牌号	h7	Dc inch/Nr	Lc mm	l1 mm	l2 mm	h6
A1166-6.2	6,2		31	70	42	6,2
A1166-6.3	6,3		31	70	42	6,3
A1166-1/4IN	6,35	1/4"	31	70	42	6,35
A1166-6.4	6,4		31	70	42	6,4
A1166-6.5	6,5		31	70	42	6,5
A1166-6.6	6,6		31	70	42	6,6
A1166-6.7	6,7		31	70	42	6,7
A1166-6.8	6,8		33	74	45	6,8
A1166-6.9	6,9		33	74	45	6,9
A1166-7	7		33	74	45	7
A1166-7.1	7,1		33	74	45	7,1
A1166-7.2	7,2		33	74	45	7,2
A1166-7.3	7,3		33	74	45	7,3
A1166-7.4	7,4		33	74	45	7,4
A1166-7.5	7,5		33	74	45	7,5
A1166-7.8	7,8		35	79	48	7,8
A1166-8	8		35	79	48	8
A1166-8.1	8,1		35	79	48	8,1
A1166-8.2	8,2		35	79	48	8,2
A1166-8.3	8,3		35	79	48	8,3
A1166-8.5	8,5		35	79	48	8,5
A1166-8.6	8,6		37	84	52	8,6
A1166-8.8	8,8		37	84	52	8,8
A1166-9	9		37	84	52	9
A1166-9.5	9,5		37	84	52	9,5
A1166-9.6	9,6		39	89	55	9,6
A1166-9.8	9,8		39	89	55	9,8
A1166-10	10		39	89	55	10
A1166-10.2	10,2		39	89	55	10,2
A1166-10.3	10,3		39	89	55	10,3
A1166-11	11		42	95	60	11
A1166-11.8	11,8		42	95	60	11,8
A1166-12	12		51	102	65	12
A1166-12.5	12,5		51	102	65	12,5
A1166-12.9	12,9		51	102	65	12,9
A1166-13	13		51	102	65	13
A1166-14	14		52	107	66	14
A1166-15	15		55	111	70	15
A1166-18	18		58	123	76	18



Cylindrical shank

A1166TIN-3	3		17	46	22	3
A1166TIN-3.3	3,3		18	49	24	3,3
A1166TIN-4	4		23	55	30	4
A1166TIN-4.2	4,2		23	55	30	4,2
A1166TIN-4.5	4,5		24	58	32	4,5
A1166TIN-5	5		27	62	35	5
A1166TIN-5.5	5,5		30	66	39	5,5
A1166TIN-6	6		30	66	39	6
A1166TIN-6.8	6,8		33	74	45	6,8

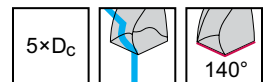
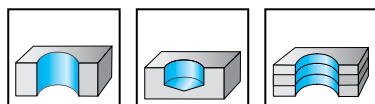


Cylindrical shank

A1166TIN-7	7		33	74	45	7
A1166TIN-7.8	7,8		35	79	48	7,8
A1166TIN-8	8		35	79	48	8
A1166TIN-10	10		39	89	55	10
A1166TIN-10.5	10,5		39	89	55	10,5
A1166TIN-14	14		52	107	66	14

整体硬质合金微型麻花钻

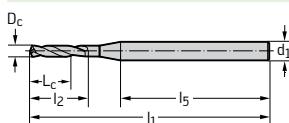
DB133 Supreme



	P	M	K	N	S	H	O
WJ30EL	●●		●●	●●	●	●	●

B1

刀具



DIN 6535 HA

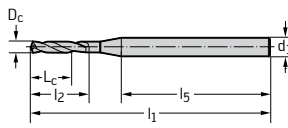
牌号	m7	Dc Inch/Nr	Lc mm	l1 mm	l2 mm	l5 mm	h6	WJ30EL
DB133-05-00.500A0-	0,5		3,2	47	4	36	3	☺
DB133-05-00.550A0-	0,55		4,1	47	5	35	3	☺
DB133-05-00.600A0-	0,6		4,1	47	5	35	3	☺
DB133-05-00.650A0-	0,65		5	47	6	34	3	☺
DB133-05-00.700A0-	0,7		4,9	48	6	35	3	☺
DB133-05-00.750A0-	0,75		5,8	48	7	34	3	☺
DB133-05-00.794A0-	0,794	1/32"	5,8	48	7	34	3	☺
DB133-05-00.800A0-	0,8		5,8	48	7	34	3	☺
DB133-05-00.850A0-	0,85		6,6	50	8	35	3	☺
DB133-05-00.880A0-	0,88		6,6	50	8	35	3	☺
DB133-05-00.900A0-	0,9		6,6	50	8	35	3	☺
DB133-05-00.950A0-	0,95		7,5	50	9	34	3	☺
DB133-05-01.000A0-	1		7,5	50	9	34	3	☺
DB133-05-01.050A0-	1,05		7	51	9	36	3	☺
DB133-05-01.080A0-	1,08		7	51	9	36	3	☺
DB133-05-01.100A0-	1,1		7	51	9	36	3	☺
DB133-05-01.150A0-	1,15		8	51	10	35	3	☺
DB133-05-01.191A0-	1,191	3/64"	8	51	10	35	3	☺
DB133-05-01.200A0-	1,2		8	51	10	35	3	☺
DB133-05-01.250A0-	1,25		9	51	11	34	3	☺
DB133-05-01.300A0-	1,3		9	53	11	36	3	☺
DB133-05-01.350A0-	1,35		9	53	12	35	3	☺
DB133-05-01.400A0-	1,4		9	53	12	35	3	☺
DB133-05-01.450A0-	1,45		10	53	13	34	3	☺
DB133-05-01.500A0-	1,5		10	53	13	34	3	☺
DB133-05-01.550A0-	1,55		11	54	14	35	3	☺
DB133-05-01.588A0-	1,588	1/16"	11	54	14	35	3	☺
DB133-05-01.600A0-	1,6		11	54	14	35	3	☺
DB133-05-01.650A0-	1,65		11	54	14	35	3	☺
DB133-05-01.700A0-	1,7		11	54	14	35	3	☺
DB133-05-01.750A0-	1,75		12	54	15	34	3	☺
DB133-05-01.800A0-	1,8		12	54	15	34	3	☺
DB133-05-01.820A0-	1,82		13	57	16	36	3	☺
DB133-05-01.850A0-	1,85		13	57	16	36	3	☺
DB133-05-01.900A0-	1,9		13	57	16	36	3	☺

刀具材质订购示例 WJ30EL: DB133-05-00.500A0-WJ30EL

WALTER
SELECT

●● 主要应用 ● 其他应用
最佳刀具, 用于... → 良好的 = ☺ → 一般的 = ☹ → 不利的 = ☹ 加工条件

刀具



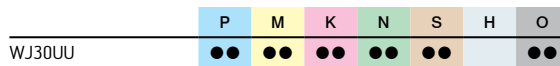
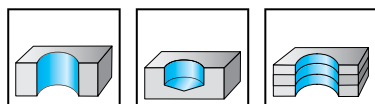
DIN 6535 HA

牌号	m7	Dc Inch/Nr	Lc mm	l1 mm	l2 mm	l5 mm	h6	WJ30EL
DB133-05-01.950A0-	1,95		14	57	17	35	3	☺
DB133-05-01.984A0-	1,984	5/64"	14	57	17	35	3	☺
DB133-05-02.000A0-	2		14	57	17	35	3	☺
DB133-05-02.050A0-	2,05		14	57	18	35	3	☺
DB133-05-02.100A0-	2,1		14	57	18	35	3	☺
DB133-05-02.150A0-	2,15		15	57	19	34	3	☺
DB133-05-02.200A0-	2,2		15	57	19	34	3	☺
DB133-05-02.250A0-	2,25		16	59	20	35	3	☺
DB133-05-02.300A0-	2,3		16	59	20	35	3	☺
DB133-05-02.350A0-	2,35		16	59	20	35	3	☺
DB133-05-02.381A0-	2,381	3/32"	16	59	20	35	3	☺
DB133-05-02.400A0-	2,4		16	59	20	35	3	☺
DB133-05-02.450A0-	2,45		17	59	21	34	3	☺
DB133-05-02.500A0-	2,5		17	59	21	34	3	☺
DB133-05-02.550A0-	2,55		18	62	22	36	3	☺
DB133-05-02.600A0-	2,6		18	62	22	36	3	☺
DB133-05-02.650A0-	2,65		18	62	23	36	3	☺
DB133-05-02.700A0-	2,7		18	62	23	36	3	☺
DB133-05-02.750A0-	2,75		19	62	24	35	3	☺
DB133-05-02.778A0-	2,778	7/64"	19	62	24	35	3	☺
DB133-05-02.800A0-	2,8		19	62	24	35	3	☺
DB133-05-02.850A0-	2,85		20	62	25	34	3	☺
DB133-05-02.900A0-	2,9		20	62	25	34	3	☺
DB133-05-02.950A0-	2,95		20	62	25	34	3	☺

刀具材质订购示例 WJ30EL: DB133-05-00.500A0-WJ30EL

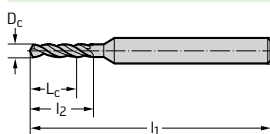
整体硬质合金微型麻花钻

DB130 Supreme



B1

刀具



Cylindrical shank

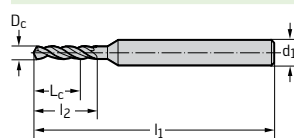
牌号	0-0,004	L _c mm	l ₁ mm	l ₂ mm	h8	WJ30UU
DB130-05-00.100U0-	0,1	0,3	25	0,5	1	☺
DB130-05-00.110U0-	0,11	0,3	25	0,5	1	☺
DB130-05-00.120U0-	0,12	0,3	25	0,5	1	☺
DB130-05-00.130U0-	0,13	0,5	25	0,8	1	☺
DB130-05-00.140U0-	0,14	0,5	25	0,8	1	☺
DB130-05-00.150U0-	0,15	0,5	25	0,8	1	☺
DB130-05-00.160U0-	0,16	0,8	25	1,1	1	☺
DB130-05-00.170U0-	0,17	0,8	25	1,1	1	☺
DB130-05-00.180U0-	0,18	0,8	25	1,1	1	☺
DB130-05-00.190U0-	0,19	0,8	25	1,1	1	☺
DB130-05-00.200U0-	0,2	1,1	25	1,5	1	☺
DB130-05-00.210U0-	0,21	1,1	25	1,5	1	☺
DB130-05-00.220U0-	0,22	1,1	25	1,5	1	☺
DB130-05-00.230U0-	0,23	1,1	25	1,5	1	☺
DB130-05-00.240U0-	0,24	1,1	25	1,5	1	☺
DB130-05-00.250U0-	0,25	1,4	25	1,9	1	☺
DB130-05-00.260U0-	0,26	1,4	25	1,9	1	☺
DB130-05-00.270U0-	0,27	1,4	25	1,9	1	☺
DB130-05-00.280U0-	0,28	1,4	25	1,9	1	☺
DB130-05-00.290U0-	0,29	1,4	25	1,9	1	☺
DB130-05-00.300U0-	0,3	1,4	25	1,9	1	☺
DB130-05-00.310U0-	0,31	1,8	25	2,4	1	☺
DB130-05-00.320U0-	0,32	1,8	25	2,4	1	☺
DB130-05-00.330U0-	0,33	1,8	25	2,4	1	☺
DB130-05-00.340U0-	0,34	1,8	25	2,4	1	☺
DB130-05-00.350U0-	0,35	1,8	25	2,4	1	☺
DB130-05-00.360U0-	0,36	1,8	25	2,4	1	☺
DB130-05-00.370U0-	0,37	1,8	25	2,4	1	☺
DB130-05-00.380U0-	0,38	1,8	25	2,4	1	☺
DB130-05-00.390U0-	0,39	2,2	25	3	1	☺
DB130-05-00.400U0-	0,4	2,2	25	3	1	☺
DB130-05-00.410U0-	0,41	2,2	25	3	1	☺
DB130-05-00.420U0-	0,42	2,2	25	3	1	☺
DB130-05-00.430U0-	0,43	2,2	25	3	1	☺
DB130-05-00.440U0-	0,44	2,2	25	3	1	☺

刀具材质订购示例 WJ30UU: DB130-05-00.100U0-WJ30UU

WALTER
SELECT

☺☺ 主要应用 ● 其他应用
最佳刀具, 用于... → 良好的 = ☺ → 一般的 = ☹ → 不利的 = ☹ 加工条件

刀具

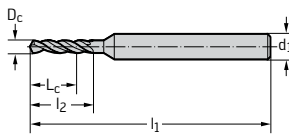


Cylindrical shank

牌号	0-0,004	L _c mm	l ₁ mm	l ₂ mm	h8	WJ30UU
DB130-05-00.450U0-	0,45	2,2	25	3	1	☺
DB130-05-00.460U0-	0,46	2,2	25	3	1	☺
DB130-05-00.470U0-	0,47	2,2	25	3	1	☺
DB130-05-00.480U0-	0,48	2,2	25	3	1	☺
DB130-05-00.490U0-	0,49	2,6	25	3,4	1	☺
DB130-05-00.500U0-	0,5	2,6	25	3,4	1	☺
DB130-05-00.510U0-	0,51	2,6	25	3,4	1	☺
DB130-05-00.520U0-	0,52	2,6	25	3,4	1	☺
DB130-05-00.530U0-	0,53	2,6	25	3,4	1	☺
DB130-05-00.540U0-	0,54	3	25	3,9	1	☺
DB130-05-00.550U0-	0,55	3	25	3,9	1	☺
DB130-05-00.560U0-	0,56	3	25	3,9	1	☺
DB130-05-00.570U0-	0,57	3	25	3,9	1	☺
DB130-05-00.580U0-	0,58	3	25	3,9	1	☺
DB130-05-00.590U0-	0,59	3	25	3,9	1	☺
DB130-05-00.600U0-	0,6	3	25	3,9	1	☺
DB130-05-00.610U0-	0,61	3,1	25	4,2	1	☺
DB130-05-00.620U0-	0,62	3,1	25	4,2	1	☺
DB130-05-00.630U0-	0,63	3,1	25	4,2	1	☺
DB130-05-00.640U0-	0,64	3,1	25	4,2	1	☺
DB130-05-00.650U0-	0,65	3,1	25	4,2	1	☺
DB130-05-00.660U0-	0,66	3,1	25	4,2	1	☺
DB130-05-00.670U0-	0,67	3,1	25	4,2	1	☺
DB130-05-00.680U0-	0,68	3,6	25	4,8	1	☺
DB130-05-00.690U0-	0,69	3,6	25	4,8	1	☺
DB130-05-00.700U0-	0,7	3,6	25	4,8	1	☺
DB130-05-00.710U0-	0,71	3,6	25	4,8	1	☺
DB130-05-00.720U0-	0,72	3,6	25	4,8	1	☺
DB130-05-00.730U0-	0,73	3,6	25	4,8	1	☺
DB130-05-00.740U0-	0,74	3,6	25	4,8	1	☺
DB130-05-00.750U0-	0,75	3,6	25	4,8	1	☺
DB130-05-00.760U0-	0,76	4,1	25	5,3	1	☺
DB130-05-00.770U0-	0,77	4,1	25	5,3	1	☺
DB130-05-00.780U0-	0,78	4,1	25	5,3	1	☺
DB130-05-00.790U0-	0,79	4,1	25	5,3	1	☺
DB130-05-00.800U0-	0,8	4	25	5,3	1,5	☺
DB130-05-00.810U0-	0,81	4	25	5,3	1,5	☺
DB130-05-00.820U0-	0,82	4	25	5,3	1,5	☺
DB130-05-00.830U0-	0,83	4	25	5,3	1,5	☺
DB130-05-00.840U0-	0,84	4	25	5,3	1,5	☺
DB130-05-00.850U0-	0,85	4	25	5,3	1,5	☺
DB130-05-00.860U0-	0,86	4,5	25	6	1,5	☺
DB130-05-00.870U0-	0,87	4,5	25	6	1,5	☺
DB130-05-00.880U0-	0,88	4,5	25	6	1,5	☺
DB130-05-00.890U0-	0,89	4,5	25	6	1,5	☺
DB130-05-00.900U0-	0,9	4,5	25	6	1,5	☺
DB130-05-00.910U0-	0,91	4,5	25	6	1,5	☺
DB130-05-00.920U0-	0,92	4,5	25	6	1,5	☺

刀具材质订购示例 WJ30UU: DB130-05-00.100U0-WJ30UU

刀具



Cylindrical shank

牌号	0-0,004	L _c mm	l ₁ mm	l ₂ mm	h8	WJ30UU
DB130-05-00.930U0-	0,93	4,5	25	6	1,5	⊕
DB130-05-00.940U0-	0,94	4,5	25	6	1,5	⊕
DB130-05-00.950U0-	0,95	4,5	25	6	1,5	⊕
DB130-05-00.960U0-	0,96	5	25	6,8	1,5	⊕
DB130-05-00.970U0-	0,97	5	25	6,8	1,5	⊕
DB130-05-00.980U0-	0,98	5	25	6,8	1,5	⊕
DB130-05-00.990U0-	0,99	5	25	6,8	1,5	⊕
DB130-05-01.000U0-	1	5	25	6,8	1,5	⊕
DB130-05-01.050U0-	1,05	5	25	6,8	1,5	⊕
DB130-05-01.100U0-	1,1	5	25	7,6	1,5	⊕
DB130-05-01.150U0-	1,15	5	25	7,6	1,5	⊕
DB130-05-01.200U0-	1,2	6	25	8,5	1,5	⊕
DB130-05-01.250U0-	1,25	6	25	8,5	1,5	⊕
DB130-05-01.300U0-	1,3	6	25	8,5	1,5	⊕
DB130-05-01.350U0-	1,35	7	25	9,5	1,5	⊕
DB130-05-01.400U0-	1,4	7	25	9,5	1,5	⊕
DB130-05-01.450U0-	1,45	7	25	9,5	1,5	⊕

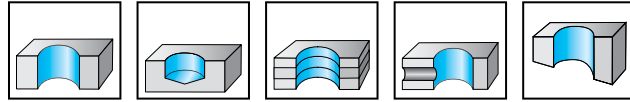
刀具材质订购示例 WJ30UU: DB130-05-00.100U0-WJ30UU

B1

整体硬质合金钻头

DC160 Advance

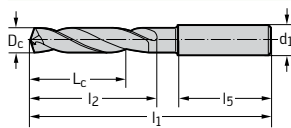
X-treme Evo



	P	M	K	N	S	H	O
WJ30ET	●●		●●	●	●	●	●

B1

刀具



DIN 6535 HA

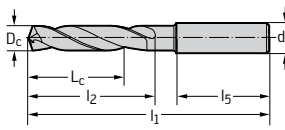
牌号	m7	Dc Inch/Nr	Lc mm	l1 mm	l2 mm	l5 mm	h6	WJ30ET
DC160-05-03.000A0-	3		23	66	28	36	6	☺
DC160-05-03.100A0-	3,1		23	66	28	36	6	☺
DC160-05-03.175A0-	3,175	1/8"	23	66	28	36	6	☺
DC160-05-03.200A0-	3,2		23	66	28	36	6	☺
DC160-05-03.250A0-	3,25		23	66	28	36	6	☺
DC160-05-03.300A0-	3,3		23	66	28	36	6	☺
DC160-05-03.400A0-	3,4		23	66	28	36	6	☺
DC160-05-03.500A0-	3,5		23	66	28	36	6	☺
DC160-05-03.572A0-	3,572	9/64"	23	66	28	36	6	☺
DC160-05-03.600A0-	3,6		23	66	28	36	6	☺
DC160-05-03.650A0-	3,65		23	66	28	36	6	☺
DC160-05-03.700A0-	3,7		23	66	28	36	6	☺
DC160-05-03.800A0-	3,8		29	74	36	36	6	☺
DC160-05-03.900A0-	3,9		29	74	36	36	6	☺
DC160-05-03.969A0-	3,969	5/32"	29	74	36	36	6	☺
DC160-05-04.000A0-	4		29	74	36	36	6	☺
DC160-05-04.100A0-	4,1		29	74	36	36	6	☺
DC160-05-04.200A0-	4,2		29	74	36	36	6	☺
DC160-05-04.300A0-	4,3		29	74	36	36	6	☺
DC160-05-04.366A0-	4,366	11/64"	29	74	36	36	6	☺
DC160-05-04.400A0-	4,4		29	74	36	36	6	☺
DC160-05-04.500A0-	4,5		29	74	36	36	6	☺
DC160-05-04.600A0-	4,6		29	74	36	36	6	☺
DC160-05-04.650A0-	4,65		29	74	36	36	6	☺
DC160-05-04.700A0-	4,7		29	74	36	36	6	☺
DC160-05-04.763A0-	4,763	3/16"	35	82	44	36	6	☺
DC160-05-04.800A0-	4,8		35	82	44	36	6	☺
DC160-05-04.900A0-	4,9		35	82	44	36	6	☺
DC160-05-05.000A0-	5		35	82	44	36	6	☺
DC160-05-05.100A0-	5,1		35	82	44	36	6	☺
DC160-05-05.159A0-	5,159	13/64"	35	82	44	36	6	☺
DC160-05-05.200A0-	5,2		35	82	44	36	6	☺
DC160-05-05.300A0-	5,3		35	82	44	36	6	☺
DC160-05-05.400A0-	5,4		35	82	44	36	6	☺
DC160-05-05.500A0-	5,5		35	82	44	36	6	☺

刀具材质订购示例 WJ30ET: DC160-05-03.000A0-WJ30ET

**WALTER
SELECT**

●● 主要应用 ● 其他应用
 最佳刀具, 用于... → 良好的 = ☺ → 一般的 = ☹ → 不利的 = ☹ 加工条件

刀具



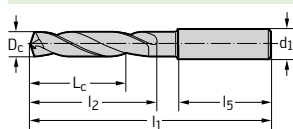
DIN 6535 HA

牌号	m7	Dc Inch/Nr	Lc mm	l1 mm	l2 mm	l5 mm	h6	WJ30ET
DC160-05-05.550A0-	5,55		35	82	44	36	6	☺
DC160-05-05.556A0-	5,556	7/32"	35	82	44	36	6	☺
DC160-05-05.600A0-	5,6		35	82	44	36	6	☺
DC160-05-05.700A0-	5,7		35	82	44	36	6	☺
DC160-05-05.800A0-	5,8		35	82	44	36	6	☺
DC160-05-05.900A0-	5,9		35	82	44	36	6	☺
DC160-05-05.953A0-	5,953	15/64"	35	82	44	36	6	☺
DC160-05-06.000A0-	6		35	82	44	36	6	☺
DC160-05-06.100A0-	6,1		43	91	53	36	8	☺
DC160-05-06.200A0-	6,2		43	91	53	36	8	☺
DC160-05-06.300A0-	6,3		43	91	53	36	8	☺
DC160-05-06.350A0-	6,35	1/4"	43	91	53	36	8	☺
DC160-05-06.400A0-	6,4		43	91	53	36	8	☺
DC160-05-06.500A0-	6,5		43	91	53	36	8	☺
DC160-05-06.600A0-	6,6		43	91	53	36	8	☺
DC160-05-06.700A0-	6,7		43	91	53	36	8	☺
DC160-05-06.747A0-	6,747	17/64"	43	91	53	36	8	☺
DC160-05-06.800A0-	6,8		43	91	53	36	8	☺
DC160-05-06.900A0-	6,9		43	91	53	36	8	☺
DC160-05-07.000A0-	7		43	91	53	36	8	☺
DC160-05-07.100A0-	7,1		43	91	53	36	8	☺
DC160-05-07.144A0-	7,144	9/32"	43	91	53	36	8	☺
DC160-05-07.200A0-	7,2		43	91	53	36	8	☺
DC160-05-07.300A0-	7,3		43	91	53	36	8	☺
DC160-05-07.400A0-	7,4		43	91	53	36	8	☺
DC160-05-07.500A0-	7,5		43	91	53	36	8	☺
DC160-05-07.541A0-	7,541	19/64"	43	91	53	36	8	☺
DC160-05-07.550A0-	7,55		43	91	53	36	8	☺
DC160-05-07.600A0-	7,6		43	91	53	36	8	☺
DC160-05-07.700A0-	7,7		43	91	53	36	8	☺
DC160-05-07.800A0-	7,8		43	91	53	36	8	☺
DC160-05-07.900A0-	7,9		43	91	53	36	8	☺
DC160-05-07.938A0-	7,938	5/16"	43	91	53	36	8	☺
DC160-05-08.000A0-	8		43	91	53	36	8	☺
DC160-05-08.100A0-	8,1		49	103	61	40	10	☺
DC160-05-08.200A0-	8,2		49	103	61	40	10	☺
DC160-05-08.300A0-	8,3		49	103	61	40	10	☺
DC160-05-08.334A0-	8,334	21/64"	49	103	61	40	10	☺
DC160-05-08.400A0-	8,4		49	103	61	40	10	☺
DC160-05-08.500A0-	8,5		49	103	61	40	10	☺
DC160-05-08.600A0-	8,6		49	103	61	40	10	☺
DC160-05-08.700A0-	8,7		49	103	61	40	10	☺
DC160-05-08.731A0-	8,731	11/32"	49	103	61	40	10	☺
DC160-05-08.800A0-	8,8		49	103	61	40	10	☺
DC160-05-08.900A0-	8,9		49	103	61	40	10	☺
DC160-05-09.000A0-	9		49	103	61	40	10	☺
DC160-05-09.100A0-	9,1		49	103	61	40	10	☺
DC160-05-09.128A0-	9,128	23/64"	49	103	61	40	10	☺

刀具材质订购示例 WJ30ET: DC160-05-03.000A0-WJ30ET

B1

刀具

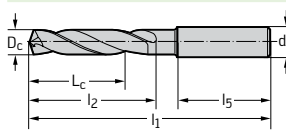


DIN 6535 HA

牌号	m7	Dc Inch/Nr	Lc mm	l1 mm	l2 mm	l5 mm	h6	WJ30ET
DC160-05-09.300A0-	9,3		49	103	61	40	10	☹
DC160-05-09.400A0-	9,4		49	103	61	40	10	☹
DC160-05-09.500A0-	9,5		49	103	61	40	10	☹
DC160-05-09.525A0-	9,525	3/8"	49	103	61	40	10	☹
DC160-05-09.550A0-	9,55		49	103	61	40	10	☹
DC160-05-09.600A0-	9,6		49	103	61	40	10	☹
DC160-05-09.700A0-	9,7		49	103	61	40	10	☹
DC160-05-09.800A0-	9,8		49	103	61	40	10	☹
DC160-05-09.900A0-	9,9		49	103	61	40	10	☹
DC160-05-09.922A0-	9,922	25/64"	49	103	61	40	10	☹
DC160-05-10.000A0-	10		49	103	61	40	10	☹
DC160-05-10.100A0-	10,1		56	118	71	45	12	☹
DC160-05-10.200A0-	10,2		56	118	71	45	12	☹
DC160-05-10.300A0-	10,3		56	118	71	45	12	☹
DC160-05-10.319A0-	10,319	13/32"	56	118	71	45	12	☹
DC160-05-10.400A0-	10,4		56	118	71	45	12	☹
DC160-05-10.500A0-	10,5		56	118	71	45	12	☹
DC160-05-10.600A0-	10,6		56	118	71	45	12	☹
DC160-05-10.700A0-	10,7		56	118	71	45	12	☹
DC160-05-10.716A0-	10,716	27/64"	56	118	71	45	12	☹
DC160-05-10.800A0-	10,8		56	118	71	45	12	☹
DC160-05-10.900A0-	10,9		56	118	71	45	12	☹
DC160-05-11.000A0-	11		56	118	71	45	12	☹
DC160-05-11.100A0-	11,1		56	118	71	45	12	☹
DC160-05-11.113A0-	11,113	7/16"	56	118	71	45	12	☹
DC160-05-11.200A0-	11,2		56	118	71	45	12	☹
DC160-05-11.400A0-	11,4		56	118	71	45	12	☹
DC160-05-11.500A0-	11,5		56	118	71	45	12	☹
DC160-05-11.509A0-	11,509	29/64"	56	118	71	45	12	☹
DC160-05-11.550A0-	11,55		56	118	71	45	12	☹
DC160-05-11.600A0-	11,6		56	118	71	45	12	☹
DC160-05-11.700A0-	11,7		56	118	71	45	12	☹
DC160-05-11.800A0-	11,8		56	118	71	45	12	☹
DC160-05-11.906A0-	11,906	15/32"	56	118	71	45	12	☹
DC160-05-12.000A0-	12		56	118	71	45	12	☹
DC160-05-12.100A0-	12,1		60	124	77	45	14	☹
DC160-05-12.200A0-	12,2		60	124	77	45	14	☹
DC160-05-12.250A0-	12,25		60	124	77	45	14	☹
DC160-05-12.300A0-	12,3		60	124	77	45	14	☹
DC160-05-12.400A0-	12,4		60	124	77	45	14	☹
DC160-05-12.500A0-	12,5		60	124	77	45	14	☹
DC160-05-12.600A0-	12,6		60	124	77	45	14	☹
DC160-05-12.700A0-	12,7	1/2"	60	124	77	45	14	☹
DC160-05-12.750A0-	12,75		60	124	77	45	14	☹
DC160-05-12.800A0-	12,8		60	124	77	45	14	☹
DC160-05-12.900A0-	12,9		60	124	77	45	14	☹
DC160-05-13.000A0-	13		60	124	77	45	14	☹
DC160-05-13.100A0-	13,1		60	124	77	45	14	☹

刀具材质订购示例 WJ30ET: DC160-05-03.000A0-WJ30ET

刀具

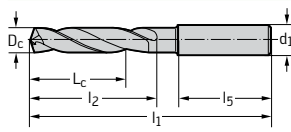


DIN 6535 HA

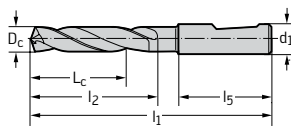
牌号	m7	Dc Inch/Nr	Lc mm	l1 mm	l2 mm	l5 mm	h6	WJ30ET
DC160-05-13.200A0-	13,2		60	124	77	45	14	☺
DC160-05-13.300A0-	13,3		60	124	77	45	14	☺
DC160-05-13.400A0-	13,4		60	124	77	45	14	☺
DC160-05-13.494A0-	13,494	17/32"	60	124	77	45	14	☺
DC160-05-13.500A0-	13,5		60	124	77	45	14	☺
DC160-05-13.600A0-	13,6		60	124	77	45	14	☺
DC160-05-13.700A0-	13,7		60	124	77	45	14	☺
DC160-05-13.800A0-	13,8		60	124	77	45	14	☺
DC160-05-13.900A0-	13,9		60	124	77	45	14	☺
DC160-05-14.000A0-	14		60	124	77	45	14	☺
DC160-05-14.100A0-	14,1		63	133	83	48	16	☺
DC160-05-14.200A0-	14,2		63	133	83	48	16	☺
DC160-05-14.288A0-	14,288	9/16"	63	133	83	48	16	☺
DC160-05-14.500A0-	14,5		63	133	83	48	16	☺
DC160-05-14.600A0-	14,6		63	133	83	48	16	☺
DC160-05-14.700A0-	14,7		63	133	83	48	16	☺
DC160-05-14.750A0-	14,75		63	133	83	48	16	☺
DC160-05-14.800A0-	14,8		63	133	83	48	16	☺
DC160-05-15.000A0-	15		63	133	83	48	16	☺
DC160-05-15.100A0-	15,1		63	133	83	48	16	☺
DC160-05-15.200A0-	15,2		63	133	83	48	16	☺
DC160-05-15.300A0-	15,3		63	133	83	48	16	☺
DC160-05-15.500A0-	15,5		63	133	83	48	16	☺
DC160-05-15.700A0-	15,7		63	133	83	48	16	☺
DC160-05-15.800A0-	15,8		63	133	83	48	16	☺
DC160-05-15.875A0-	15,875	5/8"	63	133	83	48	16	☺
DC160-05-15.900A0-	15,9		63	133	83	48	16	☺
DC160-05-16.000A0-	16		63	133	83	48	16	☺
DC160-05-16.100A0-	16,1		71	143	93	48	18	☺
DC160-05-16.300A0-	16,3		71	143	93	48	18	☺
DC160-05-16.500A0-	16,5		71	143	93	48	18	☺
DC160-05-16.600A0-	16,6		71	143	93	48	18	☺
DC160-05-16.700A0-	16,7		71	143	93	48	18	☺
DC160-05-16.750A0-	16,75		71	143	93	48	18	☺
DC160-05-16.800A0-	16,8		71	143	93	48	18	☺
DC160-05-17.000A0-	17		71	143	93	48	18	☺
DC160-05-17.500A0-	17,5		71	143	93	48	18	☺
DC160-05-17.700A0-	17,7		71	143	93	48	18	☺
DC160-05-17.800A0-	17,8		71	143	93	48	18	☺
DC160-05-18.000A0-	18		71	143	93	48	18	☺
DC160-05-18.200A0-	18,2		77	153	101	50	20	☺
DC160-05-18.700A0-	18,7		77	153	101	50	20	☺
DC160-05-18.800A0-	18,8		77	153	101	50	20	☺
DC160-05-19.000A0-	19		77	153	101	50	20	☺
DC160-05-19.050A0-	19,05	3/4"	77	153	101	50	20	☺
DC160-05-20.000A0-	20		77	153	101	50	20	☺
DC160-05-20.500A0-	20,5		86	166	108	56	25	☺
DC160-05-21.000A0-	21		86	166	108	56	25	☺

刀具材质订购示例 WJ30ET: DC160-05-03.000A0-WJ30ET

刀具



DIN 6535 HA



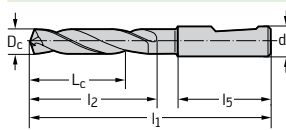
DIN 6535 HE

牌号	m7	Dc Inch/Nr	Lc mm	l1 mm	l2 mm	l5 mm	h6	WJ30ET
DC160-05-21.500A0-	21,5		86	166	108	56	25	☺
DC160-05-22.000A0-	22		86	166	108	56	25	☺
DC160-05-22.500A0-	22,5		91	173	115	56	25	☺
DC160-05-23.000A0-	23		91	173	115	56	25	☺
DC160-05-23.500A0-	23,5		91	173	115	56	25	☺
DC160-05-24.000A0-	24		91	173	115	56	25	☺
DC160-05-24.500A0-	24,5		97	180	122	56	25	☺
DC160-05-25.000A0-	25		97	180	122	56	25	☺
DC160-05-03.000F0-	3		23	66	28	36	6	☺
DC160-05-03.100F0-	3,1		23	66	28	36	6	☺
DC160-05-03.200F0-	3,2		23	66	28	36	6	☺
DC160-05-03.250F0-	3,25		23	66	28	36	6	☺
DC160-05-03.300F0-	3,3		23	66	28	36	6	☺
DC160-05-03.400F0-	3,4		23	66	28	36	6	☺
DC160-05-03.500F0-	3,5		23	66	28	36	6	☺
DC160-05-03.600F0-	3,6		23	66	28	36	6	☺
DC160-05-03.650F0-	3,65		23	66	28	36	6	☺
DC160-05-03.700F0-	3,7		23	66	28	36	6	☺
DC160-05-03.800F0-	3,8		29	74	36	36	6	☺
DC160-05-03.900F0-	3,9		29	74	36	36	6	☺
DC160-05-04.000F0-	4		29	74	36	36	6	☺
DC160-05-04.100F0-	4,1		29	74	36	36	6	☺
DC160-05-04.200F0-	4,2		29	74	36	36	6	☺
DC160-05-04.300F0-	4,3		29	74	36	36	6	☺
DC160-05-04.400F0-	4,4		29	74	36	36	6	☺
DC160-05-04.500F0-	4,5		29	74	36	36	6	☺
DC160-05-04.600F0-	4,6		29	74	36	36	6	☺
DC160-05-04.650F0-	4,65		29	74	36	36	6	☺
DC160-05-04.700F0-	4,7		29	74	36	36	6	☺
DC160-05-04.800F0-	4,8		35	82	44	36	6	☺
DC160-05-04.900F0-	4,9		35	82	44	36	6	☺
DC160-05-05.000F0-	5		35	82	44	36	6	☺
DC160-05-05.100F0-	5,1		35	82	44	36	6	☺
DC160-05-05.200F0-	5,2		35	82	44	36	6	☺
DC160-05-05.300F0-	5,3		35	82	44	36	6	☺
DC160-05-05.400F0-	5,4		35	82	44	36	6	☺
DC160-05-05.500F0-	5,5		35	82	44	36	6	☺
DC160-05-05.550F0-	5,55		35	82	44	36	6	☺
DC160-05-05.600F0-	5,6		35	82	44	36	6	☺
DC160-05-05.700F0-	5,7		35	82	44	36	6	☺
DC160-05-05.800F0-	5,8		35	82	44	36	6	☺
DC160-05-05.900F0-	5,9		35	82	44	36	6	☺
DC160-05-06.000F0-	6		35	82	44	36	6	☺
DC160-05-06.100F0-	6,1		43	91	53	36	8	☺
DC160-05-06.200F0-	6,2		43	91	53	36	8	☺
DC160-05-06.300F0-	6,3		43	91	53	36	8	☺
DC160-05-06.400F0-	6,4		43	91	53	36	8	☺
DC160-05-06.500F0-	6,5		43	91	53	36	8	☺

刀具材质订购示例 WJ30ET: DC160-05-03.000A0-WJ30ET

B1

刀具



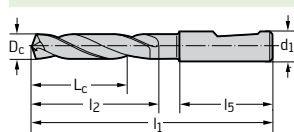
DIN 6535 HE

牌号	m7	Dc Inch/Nr	Lc mm	l1 mm	l2 mm	l5 mm	h6	WJ30ET
DC160-05-06.600F0-	6,6		43	91	53	36	8	☺
DC160-05-06.700F0-	6,7		43	91	53	36	8	☺
DC160-05-06.800F0-	6,8		43	91	53	36	8	☺
DC160-05-06.900F0-	6,9		43	91	53	36	8	☺
DC160-05-07.000F0-	7		43	91	53	36	8	☺
DC160-05-07.100F0-	7,1		43	91	53	36	8	☺
DC160-05-07.200F0-	7,2		43	91	53	36	8	☺
DC160-05-07.300F0-	7,3		43	91	53	36	8	☺
DC160-05-07.400F0-	7,4		43	91	53	36	8	☺
DC160-05-07.500F0-	7,5		43	91	53	36	8	☺
DC160-05-07.550F0-	7,55		43	91	53	36	8	☺
DC160-05-07.600F0-	7,6		43	91	53	36	8	☺
DC160-05-07.700F0-	7,7		43	91	53	36	8	☺
DC160-05-07.800F0-	7,8		43	91	53	36	8	☺
DC160-05-07.900F0-	7,9		43	91	53	36	8	☺
DC160-05-08.000F0-	8		43	91	53	36	8	☺
DC160-05-08.100F0-	8,1		49	103	61	40	10	☺
DC160-05-08.200F0-	8,2		49	103	61	40	10	☺
DC160-05-08.300F0-	8,3		49	103	61	40	10	☺
DC160-05-08.400F0-	8,4		49	103	61	40	10	☺
DC160-05-08.500F0-	8,5		49	103	61	40	10	☺
DC160-05-08.600F0-	8,6		49	103	61	40	10	☺
DC160-05-08.700F0-	8,7		49	103	61	40	10	☺
DC160-05-08.800F0-	8,8		49	103	61	40	10	☺
DC160-05-08.900F0-	8,9		49	103	61	40	10	☺
DC160-05-09.000F0-	9		49	103	61	40	10	☺
DC160-05-09.100F0-	9,1		49	103	61	40	10	☺
DC160-05-09.200F0-	9,2		49	103	61	40	10	☺
DC160-05-09.300F0-	9,3		49	103	61	40	10	☺
DC160-05-09.400F0-	9,4		49	103	61	40	10	☺
DC160-05-09.500F0-	9,5		49	103	61	40	10	☺
DC160-05-09.550F0-	9,55		49	103	61	40	10	☺
DC160-05-09.600F0-	9,6		49	103	61	40	10	☺
DC160-05-09.700F0-	9,7		49	103	61	40	10	☺
DC160-05-09.800F0-	9,8		49	103	61	40	10	☺
DC160-05-09.900F0-	9,9		49	103	61	40	10	☺
DC160-05-10.000F0-	10		49	103	61	40	10	☺
DC160-05-10.100F0-	10,1		56	118	71	45	12	☺
DC160-05-10.200F0-	10,2		56	118	71	45	12	☺
DC160-05-10.300F0-	10,3		56	118	71	45	12	☺
DC160-05-10.400F0-	10,4		56	118	71	45	12	☺
DC160-05-10.500F0-	10,5		56	118	71	45	12	☺
DC160-05-10.600F0-	10,6		56	118	71	45	12	☺
DC160-05-10.700F0-	10,7		56	118	71	45	12	☺
DC160-05-10.800F0-	10,8		56	118	71	45	12	☺
DC160-05-10.900F0-	10,9		56	118	71	45	12	☺
DC160-05-11.000F0-	11		56	118	71	45	12	☺
DC160-05-11.100F0-	11,1		56	118	71	45	12	☺

刀具材质订购示例 WJ30ET: DC160-05-03.000A0-WJ30ET

B1

刀具

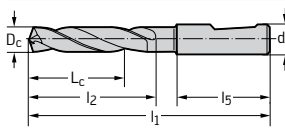


DIN 6535 HE

牌号	m7	Dc Inch/Nr	Lc mm	l1 mm	l2 mm	l5 mm	h6	WJ30ET
DC160-05-11.200F0-	11,2		56	118	71	45	12	☺
DC160-05-11.300F0-	11,3		56	118	71	45	12	☺
DC160-05-11.400F0-	11,4		56	118	71	45	12	☺
DC160-05-11.500F0-	11,5		56	118	71	45	12	☺
DC160-05-11.550F0-	11,55		56	118	71	45	12	☺
DC160-05-11.600F0-	11,6		56	118	71	45	12	☺
DC160-05-11.700F0-	11,7		56	118	71	45	12	☺
DC160-05-11.800F0-	11,8		56	118	71	45	12	☺
DC160-05-11.900F0-	11,9		56	118	71	45	12	☺
DC160-05-12.000F0-	12		56	118	71	45	12	☺
DC160-05-12.100F0-	12,1		60	124	77	45	14	☺
DC160-05-12.200F0-	12,2		60	124	77	45	14	☺
DC160-05-12.250F0-	12,25		60	124	77	45	14	☺
DC160-05-12.300F0-	12,3		60	124	77	45	14	☺
DC160-05-12.400F0-	12,4		60	124	77	45	14	☺
DC160-05-12.500F0-	12,5		60	124	77	45	14	☺
DC160-05-12.600F0-	12,6		60	124	77	45	14	☺
DC160-05-12.700F0-	12,7	1/2"	60	124	77	45	14	☺
DC160-05-12.750F0-	12,75		60	124	77	45	14	☺
DC160-05-12.800F0-	12,8		60	124	77	45	14	☺
DC160-05-12.900F0-	12,9		60	124	77	45	14	☺
DC160-05-13.000F0-	13		60	124	77	45	14	☺
DC160-05-13.100F0-	13,1		60	124	77	45	14	☺
DC160-05-13.200F0-	13,2		60	124	77	45	14	☺
DC160-05-13.300F0-	13,3		60	124	77	45	14	☺
DC160-05-13.400F0-	13,4		60	124	77	45	14	☺
DC160-05-13.500F0-	13,5		60	124	77	45	14	☺
DC160-05-13.600F0-	13,6		60	124	77	45	14	☺
DC160-05-13.700F0-	13,7		60	124	77	45	14	☺
DC160-05-13.800F0-	13,8		60	124	77	45	14	☺
DC160-05-13.900F0-	13,9		60	124	77	45	14	☺
DC160-05-14.000F0-	14		60	124	77	45	14	☺
DC160-05-14.100F0-	14,1		63	133	83	48	16	☺
DC160-05-14.200F0-	14,2		63	133	83	48	16	☺
DC160-05-14.300F0-	14,3		63	133	83	48	16	☺
DC160-05-14.400F0-	14,4		63	133	83	48	16	☺
DC160-05-14.500F0-	14,5		63	133	83	48	16	☺
DC160-05-14.600F0-	14,6		63	133	83	48	16	☺
DC160-05-14.700F0-	14,7		63	133	83	48	16	☺
DC160-05-14.750F0-	14,75		63	133	83	48	16	☺
DC160-05-14.800F0-	14,8		63	133	83	48	16	☺
DC160-05-15.000F0-	15		63	133	83	48	16	☺
DC160-05-15.100F0-	15,1		63	133	83	48	16	☺
DC160-05-15.200F0-	15,2		63	133	83	48	16	☺
DC160-05-15.300F0-	15,3		63	133	83	48	16	☺
DC160-05-15.500F0-	15,5		63	133	83	48	16	☺
DC160-05-15.600F0-	15,6		63	133	83	48	16	☺
DC160-05-15.700F0-	15,7		63	133	83	48	16	☺

刀具材质订购示例 WJ30ET: DC160-05-03.000A0-WJ30ET

刀具



DIN 6535 HE

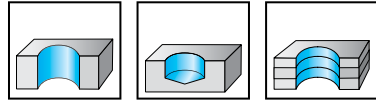
牌号	m7	Dc Inch/Nr	Lc mm	l1 mm	l2 mm	l5 mm	h6	WJ30ET
DC160-05-15.800F0-	15,8		63	133	83	48	16	☺
DC160-05-15.900F0-	15,9		63	133	83	48	16	☺
DC160-05-16.000F0-	16		63	133	83	48	16	☺
DC160-05-16.100F0-	16,1		71	143	93	48	18	☺
DC160-05-16.200F0-	16,2		71	143	93	48	18	☺
DC160-05-16.300F0-	16,3		71	143	93	48	18	☺
DC160-05-16.400F0-	16,4		71	143	93	48	18	☺
DC160-05-16.500F0-	16,5		71	143	93	48	18	☺
DC160-05-16.600F0-	16,6		71	143	93	48	18	☺
DC160-05-16.700F0-	16,7		71	143	93	48	18	☺
DC160-05-16.750F0-	16,75		71	143	93	48	18	☺
DC160-05-16.800F0-	16,8		71	143	93	48	18	☺
DC160-05-17.000F0-	17		71	143	93	48	18	☺
DC160-05-17.200F0-	17,2		71	143	93	48	18	☺
DC160-05-17.300F0-	17,3		71	143	93	48	18	☺
DC160-05-17.500F0-	17,5		71	143	93	48	18	☺
DC160-05-17.600F0-	17,6		71	143	93	48	18	☺
DC160-05-17.700F0-	17,7		71	143	93	48	18	☺
DC160-05-17.800F0-	17,8		71	143	93	48	18	☺
DC160-05-18.000F0-	18		71	143	93	48	18	☺
DC160-05-18.200F0-	18,2		77	153	101	50	20	☺
DC160-05-18.500F0-	18,5		77	153	101	50	20	☺
DC160-05-18.700F0-	18,7		77	153	101	50	20	☺
DC160-05-18.800F0-	18,8		77	153	101	50	20	☺
DC160-05-19.000F0-	19		77	153	101	50	20	☺
DC160-05-19.500F0-	19,5		77	153	101	50	20	☺
DC160-05-19.700F0-	19,7		77	153	101	50	20	☺
DC160-05-19.800F0-	19,8		77	153	101	50	20	☺
DC160-05-20.000F0-	20		77	153	101	50	20	☺
DC160-05-20.500F0-	20,5		86	166	108	56	25	☺
DC160-05-21.000F0-	21		86	166	108	56	25	☺
DC160-05-21.500F0-	21,5		86	166	108	56	25	☺
DC160-05-22.000F0-	22		86	166	108	56	25	☺
DC160-05-22.500F0-	22,5		91	173	115	56	25	☺
DC160-05-23.000F0-	23		91	173	115	56	25	☺
DC160-05-23.500F0-	23,5		91	173	115	56	25	☺
DC160-05-24.000F0-	24		91	173	115	56	25	☺
DC160-05-24.500F0-	24,5		97	180	122	56	25	☺
DC160-05-25.000F0-	25		97	180	122	56	25	☺

刀具材质订购示例 WJ30ET: DC160-05-03.000A0-WJ30ET

B1

整体硬质合金钻头

DC150 Perform

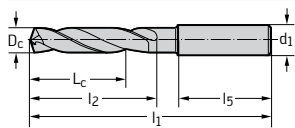


P	M	K	N	S	H	O
●●	●	●●	●	●	●	●

WJ30TA

B1

刀具



DIN 6535 HA

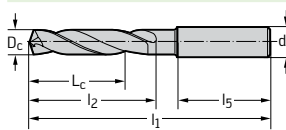
牌号	m7	Dc Inch/Nr	Lc mm	l1 mm	l2 mm	l5 mm	h6	WJ30TA
DC150-05-03.000A0-	3		23	66	28	36	6	☺
DC150-05-03.100A0-	3,1		23	66	28	36	6	☺
DC150-05-03.175A0-	3,175	1/8"	23	66	28	36	6	☺
DC150-05-03.200A0-	3,2		23	66	28	36	6	☺
DC150-05-03.250A0-	3,25		23	66	28	36	6	☺
DC150-05-03.300A0-	3,3		23	66	28	36	6	☺
DC150-05-03.400A0-	3,4		23	66	28	36	6	☺
DC150-05-03.500A0-	3,5		23	66	28	36	6	☺
DC150-05-03.600A0-	3,6		23	66	28	36	6	☺
DC150-05-03.650A0-	3,65		23	66	28	36	6	☺
DC150-05-03.700A0-	3,7		23	66	28	36	6	☺
DC150-05-03.800A0-	3,8		29	74	36	36	6	☺
DC150-05-03.900A0-	3,9		29	74	36	36	6	☺
DC150-05-03.969A0-	3,969	5/32"	29	74	36	36	6	☺
DC150-05-04.000A0-	4		29	74	36	36	6	☺
DC150-05-04.100A0-	4,1		29	74	36	36	6	☺
DC150-05-04.200A0-	4,2		29	74	36	36	6	☺
DC150-05-04.300A0-	4,3		29	74	36	36	6	☺
DC150-05-04.366A0-	4,366	11/64"	29	74	36	36	6	☺
DC150-05-04.400A0-	4,4		29	74	36	36	6	☺
DC150-05-04.500A0-	4,5		29	74	36	36	6	☺
DC150-05-04.600A0-	4,6		29	74	36	36	6	☺
DC150-05-04.650A0-	4,65		29	74	36	36	6	☺
DC150-05-04.700A0-	4,7		29	74	36	36	6	☺
DC150-05-04.763A0-	4,763	3/16"	35	82	44	36	6	☺
DC150-05-04.800A0-	4,8		35	82	44	36	6	☺
DC150-05-04.900A0-	4,9		35	82	44	36	6	☺
DC150-05-05.000A0-	5		35	82	44	36	6	☺
DC150-05-05.100A0-	5,1		35	82	44	36	6	☺
DC150-05-05.159A0-	5,159	13/64"	35	82	44	36	6	☺
DC150-05-05.200A0-	5,2		35	82	44	36	6	☺
DC150-05-05.300A0-	5,3		35	82	44	36	6	☺
DC150-05-05.400A0-	5,4		35	82	44	36	6	☺
DC150-05-05.500A0-	5,5		35	82	44	36	6	☺
DC150-05-05.550A0-	5,55		35	82	44	36	6	☺

刀具材质订购示例 WJ30TA: DC150-05-03.000A0-WJ30TA

WALTER
SELECT

●● 主要应用 ● 其他应用
最佳刀具, 用于... → 良好的 = ☺ → 一般的 = ☹ → 不利的 = ☹ 加工条件

刀具

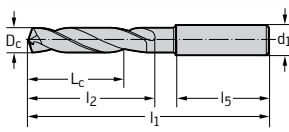


DIN 6535 HA

牌号	m7	Dc Inch/Nr	Lc mm	l1 mm	l2 mm	l5 mm	h6	WJ30TA
DC150-05-05.556A0-	5,556	7/32"	35	82	44	36	6	☺
DC150-05-05.600A0-	5,6		35	82	44	36	6	☺
DC150-05-05.700A0-	5,7		35	82	44	36	6	☺
DC150-05-05.800A0-	5,8		35	82	44	36	6	☺
DC150-05-05.900A0-	5,9		35	82	44	36	6	☺
DC150-05-05.953A0-	5,953	15/64"	35	82	44	36	6	☺
DC150-05-06.000A0-	6		35	82	44	36	6	☺
DC150-05-06.100A0-	6,1		43	91	53	36	8	☺
DC150-05-06.200A0-	6,2		43	91	53	36	8	☺
DC150-05-06.300A0-	6,3		43	91	53	36	8	☺
DC150-05-06.350A0-	6,35	1/4"	43	91	53	36	8	☺
DC150-05-06.400A0-	6,4		43	91	53	36	8	☺
DC150-05-06.500A0-	6,5		43	91	53	36	8	☺
DC150-05-06.600A0-	6,6		43	91	53	36	8	☺
DC150-05-06.700A0-	6,7		43	91	53	36	8	☺
DC150-05-06.747A0-	6,747	17/64"	43	91	53	36	8	☺
DC150-05-06.800A0-	6,8		43	91	53	36	8	☺
DC150-05-06.900A0-	6,9		43	91	53	36	8	☺
DC150-05-07.000A0-	7		43	91	53	36	8	☺
DC150-05-07.100A0-	7,1		43	91	53	36	8	☺
DC150-05-07.144A0-	7,144	9/32"	43	91	53	36	8	☺
DC150-05-07.200A0-	7,2		43	91	53	36	8	☺
DC150-05-07.300A0-	7,3		43	91	53	36	8	☺
DC150-05-07.400A0-	7,4		43	91	53	36	8	☺
DC150-05-07.500A0-	7,5		43	91	53	36	8	☺
DC150-05-07.700A0-	7,7		43	91	53	36	8	☺
DC150-05-07.800A0-	7,8		43	91	53	36	8	☺
DC150-05-07.900A0-	7,9		43	91	53	36	8	☺
DC150-05-07.938A0-	7,938	5/16"	43	91	53	36	8	☺
DC150-05-08.000A0-	8		43	91	53	36	8	☺
DC150-05-08.100A0-	8,1		49	103	61	40	10	☺
DC150-05-08.200A0-	8,2		49	103	61	40	10	☺
DC150-05-08.300A0-	8,3		49	103	61	40	10	☺
DC150-05-08.334A0-	8,334	21/64"	49	103	61	40	10	☺
DC150-05-08.400A0-	8,4		49	103	61	40	10	☺
DC150-05-08.500A0-	8,5		49	103	61	40	10	☺
DC150-05-08.600A0-	8,6		49	103	61	40	10	☺
DC150-05-08.700A0-	8,7		49	103	61	40	10	☺
DC150-05-08.731A0-	8,731	11/32"	49	103	61	40	10	☺
DC150-05-08.800A0-	8,8		49	103	61	40	10	☺
DC150-05-08.900A0-	8,9		49	103	61	40	10	☺
DC150-05-09.000A0-	9		49	103	61	40	10	☺
DC150-05-09.100A0-	9,1		49	103	61	40	10	☺
DC150-05-09.128A0-	9,128	23/64"	49	103	61	40	10	☺
DC150-05-09.200A0-	9,2		49	103	61	40	10	☺
DC150-05-09.300A0-	9,3		49	103	61	40	10	☺
DC150-05-09.400A0-	9,4		49	103	61	40	10	☺
DC150-05-09.500A0-	9,5		49	103	61	40	10	☺

刀具材质订购示例 WJ30TA: DC150-05-03.000A0-WJ30TA

刀具

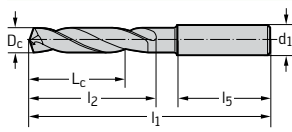


DIN 6535 HA

牌号	m7	Dc Inch/Nr	Lc mm	l1 mm	l2 mm	l5 mm	h6	WJ30TA
DC150-05-09.525A0-	9,525	3/8"	49	103	61	40	10	☺
DC150-05-09.600A0-	9,6		49	103	61	40	10	☺
DC150-05-09.700A0-	9,7		49	103	61	40	10	☺
DC150-05-09.800A0-	9,8		49	103	61	40	10	☺
DC150-05-09.900A0-	9,9		49	103	61	40	10	☺
DC150-05-09.922A0-	9,922	25/64"	49	103	61	40	10	☺
DC150-05-10.000A0-	10		49	103	61	40	10	☺
DC150-05-10.100A0-	10,1		56	118	71	45	12	☺
DC150-05-10.200A0-	10,2		56	118	71	45	12	☺
DC150-05-10.300A0-	10,3		56	118	71	45	12	☺
DC150-05-10.319A0-	10,319	13/32"	56	118	71	45	12	☺
DC150-05-10.400A0-	10,4		56	118	71	45	12	☺
DC150-05-10.500A0-	10,5		56	118	71	45	12	☺
DC150-05-10.600A0-	10,6		56	118	71	45	12	☺
DC150-05-10.700A0-	10,7		56	118	71	45	12	☺
DC150-05-10.716A0-	10,716	27/64"	56	118	71	45	12	☺
DC150-05-10.800A0-	10,8		56	118	71	45	12	☺
DC150-05-11.000A0-	11		56	118	71	45	12	☺
DC150-05-11.113A0-	11,113	7/16"	56	118	71	45	12	☺
DC150-05-11.200A0-	11,2		56	118	71	45	12	☺
DC150-05-11.500A0-	11,5		56	118	71	45	12	☺
DC150-05-11.800A0-	11,8		56	118	71	45	12	☺
DC150-05-11.906A0-	11,906	15/32"	56	118	71	45	12	☺
DC150-05-12.000A0-	12		56	118	71	45	12	☺
DC150-05-12.200A0-	12,2		60	124	77	45	14	☺
DC150-05-12.300A0-	12,3		60	124	77	45	14	☺
DC150-05-12.400A0-	12,4		60	124	77	45	14	☺
DC150-05-12.500A0-	12,5		60	124	77	45	14	☺
DC150-05-12.600A0-	12,6		60	124	77	45	14	☺
DC150-05-12.700A0-	12,7	1/2"	60	124	77	45	14	☺
DC150-05-13.000A0-	13		60	124	77	45	14	☺
DC150-05-13.200A0-	13,2		60	124	77	45	14	☺
DC150-05-13.494A0-	13,494	17/32"	60	124	77	45	14	☺
DC150-05-13.500A0-	13,5		60	124	77	45	14	☺
DC150-05-13.800A0-	13,8		60	124	77	45	14	☺
DC150-05-14.000A0-	14		60	124	77	45	14	☺
DC150-05-14.200A0-	14,2		63	133	83	48	16	☺
DC150-05-14.288A0-	14,288	9/16"	63	133	83	48	16	☺
DC150-05-14.500A0-	14,5		63	133	83	48	16	☺
DC150-05-15.000A0-	15		63	133	83	48	16	☺
DC150-05-15.500A0-	15,5		63	133	83	48	16	☺
DC150-05-15.800A0-	15,8		63	133	83	48	16	☺
DC150-05-16.000A0-	16		63	133	83	48	16	☺
DC150-05-16.500A0-	16,5		71	143	93	48	18	☺
DC150-05-17.000A0-	17		71	143	93	48	18	☺
DC150-05-17.500A0-	17,5		71	143	93	48	18	☺
DC150-05-18.000A0-	18		71	143	93	48	18	☺
DC150-05-19.000A0-	19		77	153	101	50	20	☺

刀具材质订购示例 WJ30TA: DC150-05-03.000A0-WJ30TA

刀具



牌号	m7	Dc Inch/Nr	Lc mm	l1 mm	l2 mm	l5 mm	h6	WJ30TA
DC150-05-19.500A0-	19,5		77	153	101	50	20	⊕
DC150-05-20.000A0-	20		77	153	101	50	20	⊕

DIN 6535 HA

刀具材质订购示例 WJ30TA: DC150-05-03.000A0-WJ30TA

B1

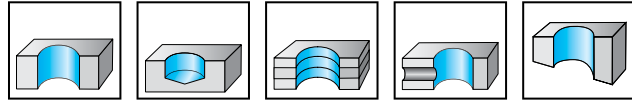
整体硬质合金 Maximiza 三刃钻

A3367

BSX



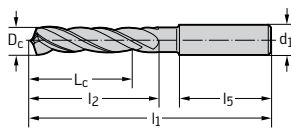
- SX 钻尖



	P	M	K	N	S	H	O
uncoated			●●	●●●	●		●

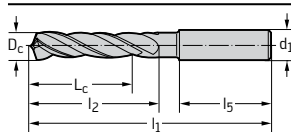
B1

刀具



DIN 6535 HA

牌号	m7	Dc Inch/Nr	Lc mm	l1 mm	l2 mm	l5 mm	h6
A3367-3	3		23	66	28	36	6
A3367-3.15	3,15		23	66	28	36	6
A3367-1/8IN	3,175	1/8"	23	66	28	36	6
A3367-3.3	3,3		23	66	28	36	6
A3367-3.5	3,5		23	66	28	36	6
A3367-3.7	3,7		23	66	28	36	6
A3367-3.8	3,8		29	74	36	36	6
A3367-5/32IN	3,969	5/32"	29	74	36	36	6
A3367-4	4		29	74	36	36	6
A3367-4.2	4,2		29	74	36	36	6
A3367-4.3	4,3		29	74	36	36	6
A3367-4.45	4,45		29	74	36	36	6
A3367-4.5	4,5		29	74	36	36	6
A3367-4.65	4,65		29	74	36	36	6
A3367-3/16IN	4,763	3/16"	35	82	44	36	6
A3367-5	5		35	82	44	36	6
A3367-13/64IN	5,159	13/64"	35	82	44	36	6
A3367-5.5	5,5		35	82	44	36	6
A3367-5.55	5,55		35	82	44	36	6
A3367-5.75	5,75		35	82	44	36	6
A3367-5.9	5,9		35	82	44	36	6
A3367-6	6		35	82	44	36	6
A3367-6.55	6,55		43	91	53	36	8
A3367-17/64IN	6,747	17/64"	43	91	53	36	8
A3367-6.8	6,8		43	91	53	36	8
A3367-7	7		43	91	53	36	8
A3367-7.25	7,25		43	91	53	36	8
A3367-8	8		43	91	53	36	8
A3367-8.5	8,5		49	103	61	40	10
A3367-9	9		49	103	61	40	10
A3367-25/64IN	9,922	25/64"	49	103	61	40	10
A3367-10	10		49	103	61	40	10
A3367-10.2	10,2		56	118	71	45	12
A3367-11	11		56	118	71	45	12
A3367-12	12		56	118	71	45	12
A3367-13	13		60	124	77	45	14
A3367-13.5	13,5		60	124	77	45	14
A3367-15	15		63	133	83	48	16
A3367-16	16		63	133	83	48	16



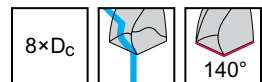
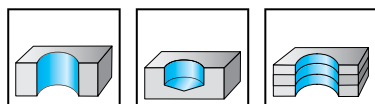
DIN 6535 HA

**WALTER
SELECT**

●● 主要应用 ● 其他应用
 最佳刀具, 用于... → 良好的 = ☺ → 一般的 = ☹ → 不利的 = ☹ 加工条件

整体硬质合金微型麻花钻

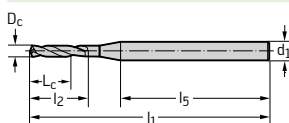
DB133 Supreme



	P	M	K	N	S	H	O
WJ30ER	●●		●●	●●	●	●	●

B1

刀具



DIN 6535 HA

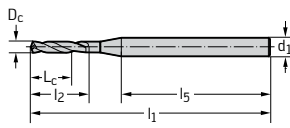
牌号	m7	Dc Inch/Nr	Lc mm	l1 mm	l2 mm	l5 mm	h6	WJ30ER
DB133-08-00.500A0-	0,5		5,2	48	6	35	3	☺
DB133-08-00.600A0-	0,6		6,1	48	7	34	3	☺
DB133-08-00.700A0-	0,7		6,9	50	8	35	3	☺
DB133-08-00.750A0-	0,75		7,8	50	9	34	3	☺
DB133-08-00.794A0-	0,794	1/32"	7,8	50	9	34	3	☺
DB133-08-00.800A0-	0,8		7,8	50	9	34	3	☺
DB133-08-00.880A0-	0,88		8,6	53	10	36	3	☺
DB133-08-00.900A0-	0,9		8,6	53	10	36	3	☺
DB133-08-00.950A0-	0,95		10,5	53	12	34	3	☺
DB133-08-01.000A0-	1		10,5	53	12	34	3	☺
DB133-08-01.050A0-	1,05		11	54	13	35	3	☺
DB133-08-01.100A0-	1,1		11	54	13	35	3	☺
DB133-08-01.191A0-	1,191	3/64"	12	54	14	34	3	☺
DB133-08-01.200A0-	1,2		12	54	14	34	3	☺
DB133-08-01.250A0-	1,25		12	54	14	34	3	☺
DB133-08-01.300A0-	1,3		13	57	15	36	3	☺
DB133-08-01.350A0-	1,35		13	57	16	35	3	☺
DB133-08-01.400A0-	1,4		13	57	16	35	3	☺
DB133-08-01.450A0-	1,45		14	57	17	34	3	☺
DB133-08-01.500A0-	1,5		14	57	17	34	3	☺
DB133-08-01.550A0-	1,55		15	60	18	37	3	☺
DB133-08-01.588A0-	1,588	1/16"	15	60	18	37	3	☺
DB133-08-01.600A0-	1,6		15	60	18	37	3	☺
DB133-08-01.650A0-	1,65		17	60	20	35	3	☺
DB133-08-01.700A0-	1,7		17	60	20	35	3	☺
DB133-08-01.750A0-	1,75		18	60	21	34	3	☺
DB133-08-01.800A0-	1,8		18	60	21	34	3	☺
DB133-08-01.820A0-	1,82		19	63	22	36	3	☺
DB133-08-01.850A0-	1,85		19	63	22	36	3	☺
DB133-08-01.900A0-	1,9		19	63	22	36	3	☺
DB133-08-01.950A0-	1,95		20	63	23	35	3	☺
DB133-08-01.984A0-	1,984	5/64"	20	63	23	35	3	☺
DB133-08-02.000A0-	2		20	63	23	35	3	☺
DB133-08-02.050A0-	2,05		20	63	24	35	3	☺
DB133-08-02.100A0-	2,1		20	63	24	35	3	☺

刀具材质订购示例 WJ30ER: DB133-08-00.500A0-WJ30ER

WALTER
SELECT

●● 主要应用 ● 其他应用
最佳刀具, 用于... → 良好的 = ☺ → 一般的 = ☹ → 不利的 = ☹ 加工条件

刀具



DIN 6535 HA

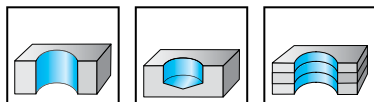
牌号	m7	Dc Inch/Nr	Lc mm	l1 mm	l2 mm	l5 mm	h6	WJ30ER
DB133-08-02.150A0-	2,15		21	63	25	34	3	☺
DB133-08-02.200A0-	2,2		21	63	25	34	3	☺
DB133-08-02.250A0-	2,25		22	67	26	37	3	☺
DB133-08-02.300A0-	2,3		22	67	26	37	3	☺
DB133-08-02.350A0-	2,35		24	67	28	35	3	☺
DB133-08-02.381A0-	2,381	3/32"	24	67	28	35	3	☺
DB133-08-02.400A0-	2,4		24	67	28	35	3	☺
DB133-08-02.450A0-	2,45		25	67	29	34	3	☺
DB133-08-02.500A0-	2,5		25	67	29	34	3	☺
DB133-08-02.550A0-	2,55		26	71	30	37	3	☺
DB133-08-02.600A0-	2,6		26	71	30	37	3	☺
DB133-08-02.650A0-	2,65		26	71	31	37	3	☺
DB133-08-02.700A0-	2,7		26	71	31	37	3	☺
DB133-08-02.750A0-	2,75		27	71	32	36	3	☺
DB133-08-02.778A0-	2,778	7/64"	27	71	32	36	3	☺
DB133-08-02.800A0-	2,8		27	71	32	36	3	☺
DB133-08-02.850A0-	2,85		28	71	33	35	3	☺
DB133-08-02.900A0-	2,9		28	71	33	35	3	☺
DB133-08-02.950A0-	2,95		29	71	34	34	3	☺

刀具材质订购示例 WJ30ER: DB133-08-00.500A0-WJ30ER

整体硬质合金钻头

A1276TFL

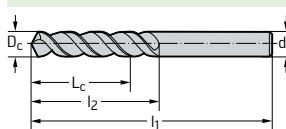
Alpha® 22



	P	M	K	N	S	H	O
TFL	●●		●●	●●	●		

B1

刀具



Cylindrical shank

牌号	h7	Lc mm	l1 mm	l2 mm	h6
A1276TFL-3	3	28	61	33	3
A1276TFL-3.1	3.1	30	65	36	3.1
A1276TFL-3.2	3.2	30	65	36	3.2
A1276TFL-3.3	3.3	30	65	36	3.3
A1276TFL-3.4	3.4	33	70	39	3.4
A1276TFL-3.5	3.5	33	70	39	3.5
A1276TFL-3.7	3.7	33	70	39	3.7
A1276TFL-3.8	3.8	36	75	43	3.8
A1276TFL-4	4	36	75	43	4
A1276TFL-4.2	4.2	36	75	43	4.2
A1276TFL-4.3	4.3	39	80	47	4.3
A1276TFL-4.5	4.5	39	80	47	4.5
A1276TFL-4.7	4.7	39	80	47	4.7
A1276TFL-4.8	4.8	44	86	52	4.8
A1276TFL-5	5	44	86	52	5
A1276TFL-5.1	5.1	44	86	52	5.1
A1276TFL-5.2	5.2	44	86	52	5.2
A1276TFL-5.5	5.5	48	93	57	5.5
A1276TFL-5.8	5.8	48	93	57	5.8
A1276TFL-6	6	48	93	57	6
A1276TFL-6.1	6.1	52	101	63	6.1
A1276TFL-6.5	6.5	52	101	63	6.5
A1276TFL-6.6	6.6	52	101	63	6.6
A1276TFL-6.8	6.8	57	109	69	6.8
A1276TFL-7	7	57	109	69	7
A1276TFL-8	8	62	117	75	8
A1276TFL-8.5	8.5	62	117	75	8.5
A1276TFL-9	9	66	125	81	9
A1276TFL-10	10	71	133	87	10
A1276TFL-10.2	10.2	71	133	87	10.2

WALTER
SELECT

最佳刀具, 用于... → 良好的 = ☺ → 一般的 = ☹ → 不利的 = ☹ 加工条件

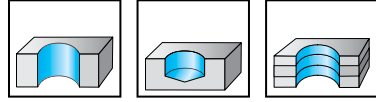
●● 主要应用 ● 其他应用

整体硬质合金钻头

A1263



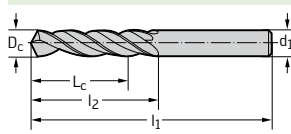
- N 型



	P	M	K	N	S	H	O
uncoated			●	●●	●		●●

B1

刀具



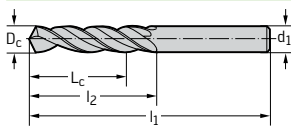
Cylindrical shank

牌号	h7	L _c mm	l ₁ mm	l ₂ mm	h6
A1263-0.6	0.6	6,1	24	7	0,6
A1263-0.7	0.7	7,8	28	9	0,7
A1263-0.8	0.8	8,7	30	10	0,8
A1263-0.9	0.9	9,5	32	11	0,9
A1263-1	1	10	34	12	1
A1263-1.1	1.1	12	36	14	1,1
A1263-1.2	1.2	14	38	16	1,2
A1263-1.3	1.3	14	38	16	1,3
A1263-1.4	1.4	15	40	18	1,4
A1263-1.5	1.5	15	40	18	1,5
A1263-1.6	1.6	17	43	20	1,6
A1263-1.7	1.7	17	43	20	1,7
A1263-1.8	1.8	19	46	22	1,8
A1263-1.9	1.9	19	46	22	1,9
A1263-2	2	20	49	24	2
A1263-2.1	2.1	20	49	24	2,1
A1263-2.2	2.2	23	53	27	2,2
A1263-2.3	2.3	23	53	27	2,3
A1263-2.4	2.4	26	57	30	2,4
A1263-2.5	2.5	26	57	30	2,5
A1263-2.6	2.6	26	57	30	2,6
A1263-2.7	2.7	28	61	33	2,7
A1263-2.8	2.8	28	61	33	2,8
A1263-2.9	2.9	28	61	33	2,9
A1263-3	3	28	61	33	3
A1263-3.1	3.1	30	65	36	3,1
A1263-3.2	3.2	30	65	36	3,2
A1263-3.3	3.3	30	65	36	3,3
A1263-3.4	3.4	33	70	39	3,4
A1263-3.5	3.5	33	70	39	3,5
A1263-3.6	3.6	33	70	39	3,6
A1263-3.7	3.7	33	70	39	3,7
A1263-3.8	3.8	36	75	43	3,8
A1263-3.9	3.9	36	75	43	3,9
A1263-4	4	36	75	43	4

WALTER
SELECT

●● 主要应用 ● 其他应用
最佳刀具, 用于... → 良好的 = 😊 → 一般的 = 😐 → 不利的 = ☹️ 加工条件

刀具

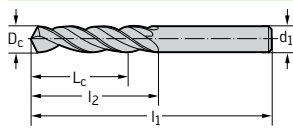


Cylindrical shank

牌号	h7	Lc mm	l1 mm	l2 mm	h6
A1263-4.1	4.1	36	75	43	4.1
A1263-4.2	4.2	36	75	43	4.2
A1263-4.3	4.3	39	80	47	4.3
A1263-4.4	4.4	39	80	47	4.4
A1263-4.5	4.5	39	80	47	4.5
A1263-4.6	4.6	39	80	47	4.6
A1263-4.7	4.7	39	80	47	4.7
A1263-4.8	4.8	44	86	52	4.8
A1263-4.9	4.9	44	86	52	4.9
A1263-5	5	44	86	52	5
A1263-5.1	5.1	44	86	52	5.1
A1263-5.2	5.2	44	86	52	5.2
A1263-5.3	5.3	44	86	52	5.3
A1263-5.4	5.4	48	93	57	5.4
A1263-5.5	5.5	48	93	57	5.5
A1263-5.6	5.6	48	93	57	5.6
A1263-5.7	5.7	48	93	57	5.7
A1263-5.8	5.8	48	93	57	5.8
A1263-5.9	5.9	48	93	57	5.9
A1263-6	6	48	93	57	6
A1263-6.1	6.1	52	101	63	6.1
A1263-6.2	6.2	52	101	63	6.2
A1263-6.3	6.3	52	101	63	6.3
A1263-6.4	6.4	52	101	63	6.4
A1263-6.5	6.5	52	101	63	6.5
A1263-6.6	6.6	52	101	63	6.6
A1263-6.7	6.7	52	101	63	6.7
A1263-6.8	6.8	57	109	69	6.8
A1263-6.9	6.9	57	109	69	6.9
A1263-7	7	57	109	69	7
A1263-7.1	7.1	57	109	69	7.1
A1263-7.2	7.2	57	109	69	7.2
A1263-7.3	7.3	57	109	69	7.3
A1263-7.4	7.4	57	109	69	7.4
A1263-7.5	7.5	57	109	69	7.5
A1263-7.6	7.6	62	117	75	7.6
A1263-7.7	7.7	62	117	75	7.7
A1263-7.8	7.8	62	117	75	7.8
A1263-7.9	7.9	62	117	75	7.9
A1263-8	8	62	117	75	8
A1263-8.1	8.1	62	117	75	8.1
A1263-8.2	8.2	62	117	75	8.2
A1263-8.3	8.3	62	117	75	8.3
A1263-8.4	8.4	62	117	75	8.4
A1263-8.5	8.5	62	117	75	8.5
A1263-8.6	8.6	66	125	81	8.6
A1263-8.7	8.7	66	125	81	8.7
A1263-8.8	8.8	66	125	81	8.8

B1

刀具

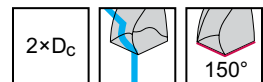
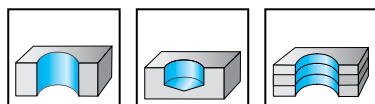


Cylindrical shank

牌号	h7	Lc mm	l1 mm	l2 mm	h6
A1263-8.9	8,9	66	125	81	8,9
A1263-9	9	66	125	81	9
A1263-9.1	9,1	66	125	81	9,1
A1263-9.2	9,2	66	125	81	9,2
A1263-9.3	9,3	66	125	81	9,3
A1263-9.4	9,4	66	125	81	9,4
A1263-9.5	9,5	66	125	81	9,5
A1263-9.6	9,6	71	133	87	9,6
A1263-9.7	9,7	71	133	87	9,7
A1263-9.8	9,8	71	133	87	9,8
A1263-9.9	9,9	71	133	87	9,9
A1263-10	10	71	133	87	10
A1263-10.2	10,2	71	133	87	10,2
A1263-10.5	10,5	71	133	87	10,5
A1263-10.8	10,8	76	142	94	10,8
A1263-11	11	76	142	94	11
A1263-11.2	11,2	76	142	94	11,2
A1263-11.5	11,5	76	142	94	11,5
A1263-11.8	11,8	76	142	94	11,8
A1263-12	12	87	151	101	12

B1

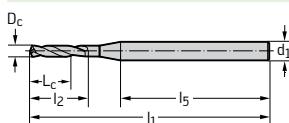
整体硬质合金微型引导钻 DB131 Supreme



	P	M	K	N	S	H	O
WJ30EL	●●	●●	●●	●●	●	●	●

B1

刀具



DIN 6535 HA

牌号	p7	Dc Inch/Nr	Lc mm	l1 mm	l2 mm	l5 mm	h6	WJ30EL
DB131-02-00.500A0-	0,5		2,2	47	3	37	3	☺
DB131-02-00.600A0-	0,6		2,1	47	3	37	3	☺
DB131-02-00.700A0-	0,7		2,9	48	4	39	3	☺
DB131-02-00.750A0-	0,75		2,8	48	4	37	3	☺
DB131-02-00.794A0-	0,794	1/32"	2,8	48	4	37	3	☺
DB131-02-00.800A0-	0,8		2,8	48	4	37	3	☺
DB131-02-00.850A0-	0,85		3,6	50	5	38	3	☺
DB131-02-00.900A0-	0,9		3,6	50	5	38	3	☺
DB131-02-00.950A0-	0,95		3,5	50	5	38	3	☺
DB131-02-01.000A0-	1		3,5	50	5	38	3	☺
DB131-02-01.050A0-	1,05		4	51	6	39	3	☺
DB131-02-01.100A0-	1,1		4	51	6	39	3	☺
DB131-02-01.150A0-	1,15		4	51	6	39	3	☺
DB131-02-01.191A0-	1,191	3/64"	4	51	6	39	3	☺
DB131-02-01.200A0-	1,2		4	51	6	39	3	☺
DB131-02-01.250A0-	1,25		4	51	6	39	3	☺
DB131-02-01.300A0-	1,3		5	53	7	40	3	☺
DB131-02-01.350A0-	1,35		4	53	7	40	3	☺
DB131-02-01.400A0-	1,4		4	53	7	40	3	☺
DB131-02-01.450A0-	1,45		5	53	8	39	3	☺
DB131-02-01.500A0-	1,5		5	53	8	39	3	☺
DB131-02-01.550A0-	1,55		5	54	8	41	3	☺
DB131-02-01.588A0-	1,588	1/16"	5	54	8	41	3	☺
DB131-02-01.600A0-	1,6		5	54	8	41	3	☺
DB131-02-01.650A0-	1,65		6	54	9	40	3	☺
DB131-02-01.700A0-	1,7		6	54	9	40	3	☺
DB131-02-01.750A0-	1,75		6	54	9	40	3	☺
DB131-02-01.800A0-	1,8		6	54	9	40	3	☺
DB131-02-01.850A0-	1,85		7	57	10	42	3	☺
DB131-02-01.900A0-	1,9		7	57	10	42	3	☺
DB131-02-01.950A0-	1,95		7	57	10	42	3	☺
DB131-02-01.984A0-	1,984	5/64"	7	57	10	42	3	☺

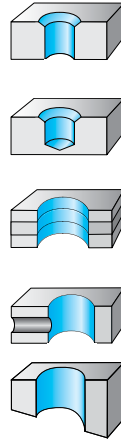
刀具材质订购示例 WJ30EL: DB131-02-00.500A0-WJ30EL

WALTER
SELECT


●● 主要应用 ● 其他应用
最佳刀具, 用于... → 良好的 = ☺ → 一般的 = ☹ → 不利的 = ☹ 加工条件

钻铣复合刀具

B1



钻深



订货号

P6200
Tiger-tec®

D4580
Xtra-tec®

更多服务

标准

涂层 / 刀具材质

WSP45G

刀柄

带凸肩圆柱柄

直径范围 [mm]

-

-

P 钢

●●

M 不锈钢

●●

K 铸铁

●●

N 有色金属

●●

S 难切削材料

●●

H 硬材料

O 其他

目录中的页面

B 187

B 185

二维码



www.walter-tools.com/woc/

VCGX

D4580

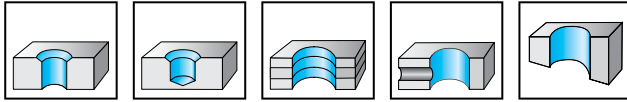
倒角刀具

D4580 inch

Xtra-tec®



Z=2



D4580	P	M	K	N	S	H	O
	●●	●●	●●	●●	●●		

B1

刀具

牌号	D _{emin} inch	D _{c max} inch	d ₁₁ inch	d ₁ inch	d ₄ inch	l ₄ inch	l ₅ inch	lbs	可转位刀片 数量	型号
D4580.45-06.00A13-VC09	0,157	0,236	0,236	0,500	0,827	1,000	1,614	0,001	2	VC .. 09 ..
D4580.45-08.00A15-VC09	0,24	0,315	0,315	0,625	0,984	1,000	1,752	0,002	2	
D4580.45-10.00A15-VC09	0,319	0,394	0,394	0,625	0,984	1,000	1,752	0,002	2	
D4580.45-12.00A19-VC09	0,398	0,472	0,472	0,750	1,102	1,000	1,831	0,002	2	
D4580.45-14.00A19-VC09	0,476	0,551	0,551	0,750	1,181	1,000	1,831	0,003	2	
D4580.45-16.00A26-VC09	0,555	0,630	0,630	1,000	1,260	1,339	2,087	0,003	2	

Zylinderschaft mit Bund

刀体和备件包括在供货范围内

备件

	D _{emin}	0,16-0,56
	刀夹	FK390
	可转位刀片锁紧螺钉 紧固力矩	FS2111 (T7IP) 0,9 Nm
	调整螺钉	FS2029 (SW 1,5)

附件

	D _{emin}	0,16-0,56
	旗形扳手	FS1490 (T7IP)
	扳手	ISO2936-1,5 (SW 1,5)

WALTER
SELECT

最佳刀具, 用于... → 良好的 = ☺ → 一般的 = ☹ → 不利的 = ☹ 加工条件

●● 主要应用 ● 其他应用

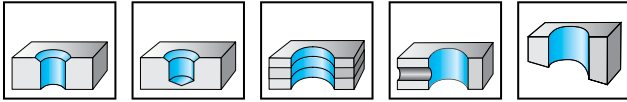
倒角刀具

 D4580

Xtra-tec®



Z=2

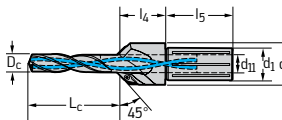


	P	M	K	N	S	H	O
D4580	●●	●●	●●	●●	●●		

B1

刀具

牌号	D _{c min} mm	D _{c max} mm	d ₁₁ mm	d ₁ mm	d ₄ mm	l ₄ mm	l ₅ mm	kg	可转位刀片 数量	型号
D4580-45-06.00A12-VC09	4	6	6	12	21	25	41	0,03	2	VC .. 09 ..
D4580-45-08.00A16-VC09	6,1	8	8	16	25	25	44,5	0,04	2	
D4580-45-10.00A16-VC09	8,1	10	10	16	25	25	44,5	0,05	2	
D4580-45-12.00A20-VC09	10,1	12	12	20	28	25	46,5	0,06	2	
D4580-45-14.00A20-VC09	12,1	14	14	20	30	25	46,5	0,07	2	
D4580-45-16.00A25-VC09	14,1	16	16	25	32	34	53	0,08	2	



Zylinderschaft mit Bund

刀体和备件包括在供货范围内

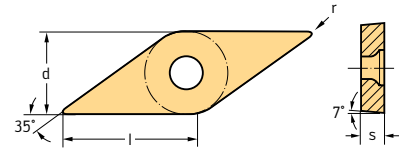
备件

D _{c min}	4-14,1
	刀夹 FK390
	可转位刀片锁紧螺钉 紧固力矩 FS2111 (T7IP) 0,9 Nm
	调整螺钉 FS2029 (SW 1,5)

附件

D _{c min}	4-14,1
	旗形扳手 FS1490 (T7IP)
	扳手 ISO2936-1,5 (SW 1,5)

菱形, 正型 35°
VCGX



可转位刀片

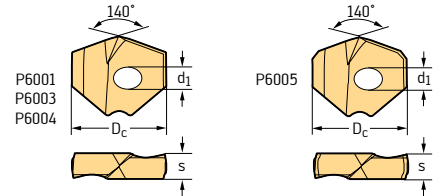
牌号	切削刃数量	l mm	r mm	s mm	d mm	P		M		S
						HC	WSP45G	HC	WSP45G	HC
VCGX0902ACFR	2	9	0,2	2,5	5,556	WSP45G ☺	WXP40 ☹	WSP45G ☺	WXP40 ☹	WSP45G ☺

HC = beschichtetes Hartmetall

B1

可换刀片

P6001 / P6003 / P6004 / P6005 / P6006



Interchangeable inserts

B1

牌号	切削刃数量	D _c mm	钻尖尺寸	d ₁ mm	s mm	P			M	K	N	S
						WMP35	WPP25	WPP45C	HC	HC	HC	HC
P6001-D12,00R	1	12	A	3	3,6							
P6001-D12,10R	1	12,1	A	3	3,6							
P6001-D12,20R	1	12,2	A	3	3,6							
P6001-D12,30R	1	12,3	A	3	3,6							
P6001-D12,40R	1	12,4	A	3	3,6							
P6001-D12,50R	1	12,5	A	3	3,6							
P6001-D12,60R	1	12,6	A	3	3,6							
P6001-D12,70R	1	12,7	A	3	3,6							
P6001-D12,80R	1	12,8	A	3	3,6							
P6001-D12,90R	1	12,9	A	3	3,6							
P6001-D12,95R	1	12,95	A	3	3,6							
P6001-D13,00R	1	13	A	3	3,6							
P6001-D13,11R	1	13,11	A	3	3,6							
P6001-D13,20R	1	13,2	A	3	3,6							
P6001-D13,25R	1	13,25	A	3	3,6							
P6001-D13,30R	1	13,3	A	3	3,6							
P6001-D13,40R	1	13,4	A	3	3,6							
P6001-D13,50R	1	13,5	A	3	3,6							
P6001-D13,60R	1	13,6	A	3	3,6							
P6001-D13,70R	1	13,7	A	3	3,6							
P6001-D13,80R	1	13,8	A	3	3,6							
P6001-D13,89R	1	13,89	A	3	3,6							
P6001-D14,00R	1	14	B	3	4							
P6001-D14,10R	1	14,1	B	3	4							
P6001-D14,20R	1	14,2	B	3	4							
P6001-D14,30R	1	14,3	B	3	4							
P6001-D14,40R	1	14,4	B	3	4							
P6001-D14,50R	1	14,5	B	3	4							
P6001-D14,60R	1	14,6	B	3	4							
P6001-D14,68R	1	14,68	B	3	4							
P6001-D14,80R	1	14,8	B	3	4							
P6001-D14,90R	1	14,9	B	3	4							
P6001-D15,00R	1	15	B	3	4							
P6001-D15,09R	1	15,09	B	3	4							
P6001-D15,20R	1	15,2	B	3	4							
P6001-D15,30R	1	15,3	B	3	4							
P6001-D15,40R	1	15,4	B	3	4							
P6001-D15,47R	1	15,47	B	3	4							
P6001-D15,50R	1	15,5	B	3	4							
P6001-D15,60R	1	15,6	B	3	4							
P6001-D15,70R	1	15,7	B	3	4							
P6001-D15,80R	1	15,8	B	3	4							
P6001-D15,87R	1	15,87	B	3	4							

订购示例: P60.. -D13,00R 的规格,
 P6006 采用材质 WPP25 (ISO P、非合金钢); P6006-D13,00R WPP25
 P6003, 采用材质 WMP35 (ISO P、ISO M 和 ISO S); P6003-D13,00R WMP35 或作为
 P6001, 采用材质 WPP45C (ISO P); P6001-D13,00R WPP45C
 刀具材质订购示例 WPP45C: P6001-D12,00R WPP45C

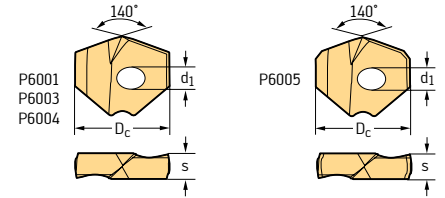
HC = 涂层硬质合金

WALTER SELECT

最佳刀具, 用于... → 良好的 = ☺ → 一般的 = ☹ → 不利的 = ☹ 加工条件

可换刀片

P6001 / P6003 / P6004 / P6005 / P6006



Interchangeable inserts

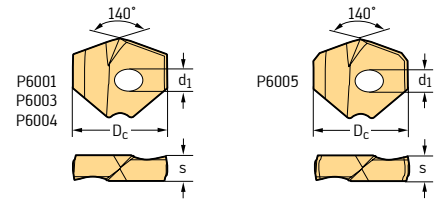
牌号	切削刃数量	Dc mm	钻尖尺寸	d1 mm	s mm	P		M	K	N	S	
						HC	HC	HC	HC	HC	HC	
						WMP35	WPP25	WPP45C	WMP35	WKK45C	WNIN25	WMP35
P6001-D16,00R	1	16	C	4	4,5			●				
P6001-D16,13R	1	16,13	C	4	4,5			●				
P6001-D16,26R	1	16,26	C	4	4,5			●				
P6001-D16,43R	1	16,43	C	4	4,5			●				
P6001-D16,50R	1	16,5	C	4	4,5			●				
P6001-D16,66R	1	16,66	C	4	4,5			●				
P6001-D16,70R	1	16,7	C	4	4,5			●				
P6001-D17,00R	1	17	C	4	4,5			●				
P6001-D17,07R	1	17,07	C	4	4,5			●				
P6001-D17,20R	1	17,2	C	4	4,5			●				
P6001-D17,45R	1	17,45	C	4	4,5			●				
P6001-D17,50R	1	17,5	C	4	4,5			●				
P6001-D17,70R	1	17,7	C	4	4,5			●				
P6001-D17,86R	1	17,86	C	4	4,5			●				
P6001-D18,00R	1	18	D	4	5			●				
P6001-D18,24R	1	18,24	D	4	5			●				
P6001-D18,50R	1	18,5	D	4	5			●				
P6001-D18,65R	1	18,65	D	4	5			●				
P6001-D18,70R	1	18,7	D	4	5			●				
P6001-D18,80R	1	18,8	D	4	5			●				
P6001-D19,00R	1	19	D	4	5			●				
P6001-D19,05R	1	19,05	D	4	5			●				
P6001-D19,20R	1	19,2	D	4	5			●				
P6001-D19,25R	1	19,25	D	4	5			●				
P6001-D19,30R	1	19,3	D	4	5			●				
P6001-D19,43R	1	19,43	D	4	5			●				
P6001-D19,50R	1	19,5	D	4	5			●				
P6001-D19,60R	1	19,6	D	4	5			●				
P6001-D19,70R	1	19,7	D	4	5			●				
P6001-D19,84R	1	19,84	D	4	5			●				
P6001-D20,00R	1	20	E	5	5,5			●				
P6001-D20,20R	1	20,2	E	5	5,5			●				
P6001-D20,24R	1	20,24	E	5	5,5			●				
P6001-D20,50R	1	20,5	E	5	5,5			●				
P6001-D20,62R	1	20,62	E	5	5,5			●				
P6001-D20,70R	1	20,7	E	5	5,5			●				
P6001-D21,00R	1	21	E	5	5,5			●				
P6001-D21,41R	1	21,41	E	5	5,5			●				
P6001-D21,50R	1	21,5	E	5	5,5			●				
P6001-D21,70R	1	21,7	E	5	5,5			●				
P6001-D21,83R	1	21,83	E	5	5,5			●				
P6001-D22,00R	1	22	F	5	6			●				
P6001-D22,22R	1	22,22	F	5	6			●				

订购示例：P60..-D13.00R 的规格，HC = 涂层硬质合金
 P6006 采用材质 WPP25 (ISO P、非合金钢)；P6006-D13.00R WPP25
 P6003, 采用材质 WMP35 (ISO P、ISO M 和 ISO S)；P6003-D13.00R WMP35 或作为
 P6001, 采用材质 WPP45C (ISO P)；P6001-D13.00R WPP45C
 刀具材质订购示例 WPP45C: P6001-D12,00R WPP45C

B1

可换刀片

P6001 / P6003 / P6004 / P6005 / P6006



Interchangeable inserts

B1

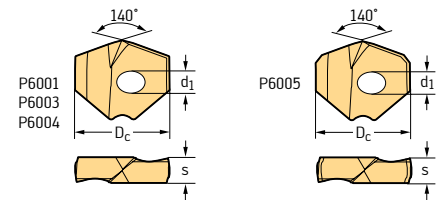
牌号	切削刃数量	D _c mm	钻尖尺寸	d ₁ mm	s mm	P		M	K	N	S
						WMP35	WPP25	HC	HC	HC	HC
P6001-D22,42R	1	22,42	F	5	6						
P6001-D22,47R	1	22,47	F	5	6						
P6001-D22,50R	1	22,5	F	5	6						
P6001-D22,62R	1	22,62	F	5	6						
P6001-D22,70R	1	22,7	F	5	6						
P6001-D22,77R	1	22,77	F	5	6						
P6001-D23,00R	1	23	F	5	6						
P6001-D23,39R	1	23,39	F	5	6						
P6001-D23,50R	1	23,5	F	5	6						
P6001-D23,70R	1	23,7	F	5	6						
P6001-D23,80R	1	23,8	F	5	6						
P6001-D24,00R	1	24	G	5	6,5						
P6001-D24,21R	1	24,21	G	5	6,5						
P6001-D24,50R	1	24,5	G	5	6,5						
P6001-D24,59R	1	24,59	G	5	6,5						
P6001-D24,70R	1	24,7	G	5	6,5						
P6001-D25,00R	1	25	G	5	6,5						
P6001-D25,25R	1	25,25	G	5	6,5						
P6001-D25,40R	1	25,4	G	5	6,5						
P6001-D25,50R	1	25,5	G	5	6,5						
P6001-D25,65R	1	25,65	G	5	6,5						
P6001-D25,70R	1	25,7	G	5	6,5						
P6001-D25,80R	1	25,8	G	5	6,5						
P6001-D26,00R	1	26	H	6	7,1						
P6001-D26,25R	1	26,25	H	6	7,1						
P6001-D26,50R	1	26,5	H	6	7,1						
P6001-D26,59R	1	26,59	H	6	7,1						
P6001-D27,00R	1	27	H	6	7,1						
P6001-D27,38R	1	27,38	H	6	7,1						
P6001-D27,50R	1	27,5	H	6	7,1						
P6001-D27,78R	1	27,78	H	6	7,1						
P6001-D28,00R	1	28	J	6	7,7						
P6001-D28,17R	1	28,17	J	6	7,7						
P6001-D28,50R	1	28,5	J	6	7,7						
P6001-D28,57R	1	28,57	J	6	7,7						
P6001-D29,00R	1	29	J	6	7,7						
P6001-D29,37R	1	29,37	J	6	7,7						
P6001-D29,50R	1	29,5	J	6	7,7						
P6001-D29,77R	1	29,77	J	6	7,7						
P6001-D30,00R	1	30	K	6	8						
P6001-D30,15R	1	30,15	K	6	8						
P6001-D30,50R	1	30,5	K	6	8						
P6001-D31,00R	1	31	K	6	8						

订购示例：P60..-D13.00R 的规格，
 P6006 采用材质 WPP25 (ISO P、非合金钢)；P6006-D13.00R WPP25
 P6003，采用材质 WMP35 (ISO P、ISO M 和 ISO S)；P6003-D13.00R WMP35 或作为
 P6001，采用材质 WPP45C (ISO P)；P6001-D13.00R WPP45C
 刀具材质订购示例 WPP45C：P6001-D12,00R WPP45C

HC = 涂层硬质合金

可换刀片

P6001 / P6003 / P6004 / P6005 / P6006



Interchangeable inserts

牌号	切削刃数量	D _c mm	钻尖尺寸	d ₁ mm	s mm	P		M	K	N	S	
						HC	HC	HC	HC	HC	HC	
						WMP35	WPP25	WPP45C	WMP35	WKK45C	WNN25	WMP35
	P6001-D31,50R	1	31,5	K	6	8						
	P6001-D31,75R	1	31,75	K	6	8						
	P6001-D31,99R	1	31,99	K	6	8						
	P6001-D32,00R	1	32	M	6	8,3						
	P6001-D32,10R	1	32,1	M	6	8,3						
	P6001-D33,00R	1	33	M	6	8,3						
	P6001-D34,00R	1	34	N	6	8,6						
	P6001-D35,00R	1	35	N	6	8,6						
	P6001-D36,00R	1	36	P	6	8,9						
	P6001-D37,00R	1	37	P	6	8,9						
P6001-D37,99R	1	37,99	P	6	8,9							
	P6003-D12,00R	1	12	A	3	3,6						
	P6003-D12,10R	1	12,1	A	3	3,6						
	P6003-D12,20R	1	12,2	A	3	3,6						
	P6003-D12,30R	1	12,3	A	3	3,6						
	P6003-D12,40R	1	12,4	A	3	3,6						
	P6003-D12,50R	1	12,5	A	3	3,6						
	P6003-D12,60R	1	12,6	A	3	3,6						
	P6003-D12,70R	1	12,7	A	3	3,6						
	P6003-D12,80R	1	12,8	A	3	3,6						
	P6003-D12,90R	1	12,9	A	3	3,6						
	P6003-D12,95R	1	12,95	A	3	3,6						
	P6003-D13,00R	1	13	A	3	3,6						
	P6003-D13,11R	1	13,11	A	3	3,6						
	P6003-D13,20R	1	13,2	A	3	3,6						
	P6003-D13,25R	1	13,25	A	3	3,6						
	P6003-D13,30R	1	13,3	A	3	3,6						
	P6003-D13,40R	1	13,4	A	3	3,6						
	P6003-D13,50R	1	13,5	A	3	3,6						
	P6003-D13,60R	1	13,6	A	3	3,6						
	P6003-D13,70R	1	13,7	A	3	3,6						
	P6003-D13,80R	1	13,8	A	3	3,6						
	P6003-D13,89R	1	13,89	A	3	3,6						
	P6003-D14,00R	1	14	B	3	4						
	P6003-D14,10R	1	14,1	B	3	4						
	P6003-D14,20R	1	14,2	B	3	4						
	P6003-D14,30R	1	14,3	B	3	4						
	P6003-D14,40R	1	14,4	B	3	4						
	P6003-D14,50R	1	14,5	B	3	4						
	P6003-D14,60R	1	14,6	B	3	4						
	P6003-D14,68R	1	14,68	B	3	4						
P6003-D14,80R	1	14,8	B	3	4							
P6003-D14,90R	1	14,9	B	3	4							

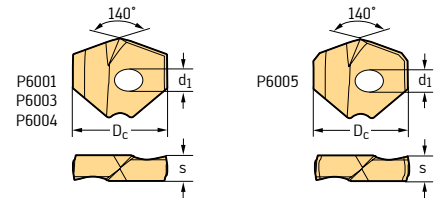
订购示例：P60..-D13.00R 的规格，
 P6006 采用材质 WPP25 (ISO P、非合金钢)；P6006-D13.00R WPP25
 P6003，采用材质 WMP35 (ISO P、ISO M 和 ISO S)；P6003-D13.00R WMP35 或作为
 P6001，采用材质 WPP45C (ISO P)；P6001-D13.00R WPP45C
 刀具材质订购示例 WPP45C：P6001-D12,00R WPP45C

HC = 涂层硬质合金

B1

可换刀片

P6001 / P6003 / P6004 / P6005 / P6006



Interchangeable inserts

B1

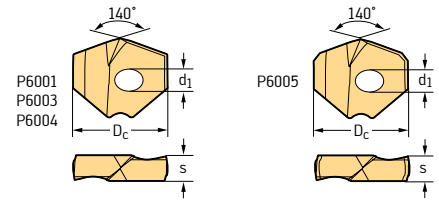
牌号	切削刃数量	D _c mm	钻尖尺寸	d ₁ mm	s mm	P		M	K	N	S	
						HC	HC	HC	HC	HC	HC	
						WMP35	WPP25	WPP45C	WMP35	WKK45C	WNIN25	WMP35
P6003-D15,00R	1	15	B	3	4	☒			☒			☒
P6003-D15,09R	1	15,09	B	3	4	☒			☒			☒
P6003-D15,20R	1	15,2	B	3	4	☒			☒			☒
P6003-D15,30R	1	15,3	B	3	4	☒			☒			☒
P6003-D15,40R	1	15,4	B	3	4	☒			☒			☒
P6003-D15,47R	1	15,47	B	3	4	☒			☒			☒
P6003-D15,50R	1	15,5	B	3	4	☒			☒			☒
P6003-D15,60R	1	15,6	B	3	4	☒			☒			☒
P6003-D15,70R	1	15,7	B	3	4	☒			☒			☒
P6003-D15,80R	1	15,8	B	3	4	☒			☒			☒
P6003-D15,87R	1	15,87	B	3	4	☒			☒			☒
P6003-D16,00R	1	16	C	4	4,5	☒			☒			☒
P6003-D16,13R	1	16,13	C	4	4,5	☒			☒			☒
P6003-D16,26R	1	16,26	C	4	4,5	☒			☒			☒
P6003-D16,43R	1	16,43	C	4	4,5	☒			☒			☒
P6003-D16,50R	1	16,5	C	4	4,5	☒			☒			☒
P6003-D16,66R	1	16,66	C	4	4,5	☒			☒			☒
P6003-D16,70R	1	16,7	C	4	4,5	☒			☒			☒
P6003-D17,00R	1	17	C	4	4,5	☒			☒			☒
P6003-D17,07R	1	17,07	C	4	4,5	☒			☒			☒
P6003-D17,20R	1	17,2	C	4	4,5	☒			☒			☒
P6003-D17,45R	1	17,45	C	4	4,5	☒			☒			☒
P6003-D17,50R	1	17,5	C	4	4,5	☒			☒			☒
P6003-D17,70R	1	17,7	C	4	4,5	☒			☒			☒
P6003-D17,86R	1	17,86	C	4	4,5	☒			☒			☒
P6003-D18,00R	1	18	D	4	5	☒			☒			☒
P6003-D18,24R	1	18,24	D	4	5	☒			☒			☒
P6003-D18,50R	1	18,5	D	4	5	☒			☒			☒
P6003-D18,65R	1	18,65	D	4	5	☒			☒			☒
P6003-D18,70R	1	18,7	D	4	5	☒			☒			☒
P6003-D18,80R	1	18,8	D	4	5	☒			☒			☒
P6003-D19,00R	1	19	D	4	5	☒			☒			☒
P6003-D19,05R	1	19,05	D	4	5	☒			☒			☒
P6003-D19,20R	1	19,2	D	4	5	☒			☒			☒
P6003-D19,25R	1	19,25	D	4	5	☒			☒			☒
P6003-D19,30R	1	19,3	D	4	5	☒			☒			☒
P6003-D19,43R	1	19,43	D	4	5	☒			☒			☒
P6003-D19,50R	1	19,5	D	4	5	☒			☒			☒
P6003-D19,60R	1	19,6	D	4	5	☒			☒			☒
P6003-D19,70R	1	19,7	D	4	5	☒			☒			☒
P6003-D19,84R	1	19,84	D	4	5	☒			☒			☒
P6003-D20,00R	1	20	E	5	5,5	☒			☒			☒
P6003-D20,20R	1	20,2	E	5	5,5	☒			☒			☒

订购示例：P60..-D13.00R 的规格，
 P6006 采用材质 WPP25 (ISO P、非合金钢)；P6006-D13.00R WPP25
 P6003，采用材质 WMP35 (ISO P、ISO M 和 ISO S)；P6003-D13.00R WMP35 或作为
 P6001，采用材质 WPP45C (ISO P)；P6001-D13.00R WPP45C
 刀具材质订购示例 WPP45C：P6001-D12,00R WPP45C

HC = 涂层硬质合金

可换刀片

P6001 / P6003 / P6004 / P6005 / P6006



Interchangeable inserts

牌号	切削刃数量	D _c mm	钻尖尺寸	d ₁ mm	s mm	P		M	K	N	S
						HC		HC	HC	HC	HC
						WMP35	WPP25	WPP45C	WMP35	WKK45C	WNIN25
P6003-D20,24R	1	20,24	E	5	5,5	✘	✘	✘	✘	✘	✘
P6003-D20,50R	1	20,5	E	5	5,5	✘	✘	✘	✘	✘	✘
P6003-D20,62R	1	20,62	E	5	5,5	✘	✘	✘	✘	✘	✘
P6003-D20,70R	1	20,7	E	5	5,5	✘	✘	✘	✘	✘	✘
P6003-D21,00R	1	21	E	5	5,5	✘	✘	✘	✘	✘	✘
P6003-D21,41R	1	21,41	E	5	5,5	✘	✘	✘	✘	✘	✘
P6003-D21,50R	1	21,5	E	5	5,5	✘	✘	✘	✘	✘	✘
P6003-D21,70R	1	21,7	E	5	5,5	✘	✘	✘	✘	✘	✘
P6003-D21,83R	1	21,83	E	5	5,5	✘	✘	✘	✘	✘	✘
P6003-D22,00R	1	22	F	5	6	✘	✘	✘	✘	✘	✘
P6003-D22,22R	1	22,22	F	5	6	✘	✘	✘	✘	✘	✘
P6003-D22,42R	1	22,42	F	5	6	✘	✘	✘	✘	✘	✘
P6003-D22,47R	1	22,47	F	5	6	✘	✘	✘	✘	✘	✘
P6003-D22,50R	1	22,5	F	5	6	✘	✘	✘	✘	✘	✘
P6003-D22,62R	1	22,62	F	5	6	✘	✘	✘	✘	✘	✘
P6003-D22,70R	1	22,7	F	5	6	✘	✘	✘	✘	✘	✘
P6003-D22,77R	1	22,77	F	5	6	✘	✘	✘	✘	✘	✘
P6003-D23,00R	1	23	F	5	6	✘	✘	✘	✘	✘	✘
P6003-D23,39R	1	23,39	F	5	6	✘	✘	✘	✘	✘	✘
P6003-D23,50R	1	23,5	F	5	6	✘	✘	✘	✘	✘	✘
P6003-D23,70R	1	23,7	F	5	6	✘	✘	✘	✘	✘	✘
P6003-D23,80R	1	23,8	F	5	6	✘	✘	✘	✘	✘	✘
P6003-D24,00R	1	24	G	5	6,5	✘	✘	✘	✘	✘	✘
P6003-D24,21R	1	24,21	G	5	6,5	✘	✘	✘	✘	✘	✘
P6003-D24,50R	1	24,5	G	5	6,5	✘	✘	✘	✘	✘	✘
P6003-D24,59R	1	24,59	G	5	6,5	✘	✘	✘	✘	✘	✘
P6003-D24,70R	1	24,7	G	5	6,5	✘	✘	✘	✘	✘	✘
P6003-D25,00R	1	25	G	5	6,5	✘	✘	✘	✘	✘	✘
P6003-D25,25R	1	25,25	G	5	6,5	✘	✘	✘	✘	✘	✘
P6003-D25,40R	1	25,4	G	5	6,5	✘	✘	✘	✘	✘	✘
P6003-D25,50R	1	25,5	G	5	6,5	✘	✘	✘	✘	✘	✘
P6003-D25,65R	1	25,65	G	5	6,5	✘	✘	✘	✘	✘	✘
P6003-D25,70R	1	25,7	G	5	6,5	✘	✘	✘	✘	✘	✘
P6003-D25,80R	1	25,8	G	5	6,5	✘	✘	✘	✘	✘	✘
P6003-D26,00R	1	26	H	6	7,1	✘	✘	✘	✘	✘	✘
P6003-D26,25R	1	26,25	H	6	7,1	✘	✘	✘	✘	✘	✘
P6003-D26,50R	1	26,5	H	6	7,1	✘	✘	✘	✘	✘	✘
P6003-D26,59R	1	26,59	H	6	7,1	✘	✘	✘	✘	✘	✘
P6003-D27,00R	1	27	H	6	7,1	✘	✘	✘	✘	✘	✘
P6003-D27,38R	1	27,38	H	6	7,1	✘	✘	✘	✘	✘	✘
P6003-D27,50R	1	27,5	H	6	7,1	✘	✘	✘	✘	✘	✘
P6003-D27,78R	1	27,78	H	6	7,1	✘	✘	✘	✘	✘	✘
P6003-D28,00R	1	28	J	6	7,7	✘	✘	✘	✘	✘	✘

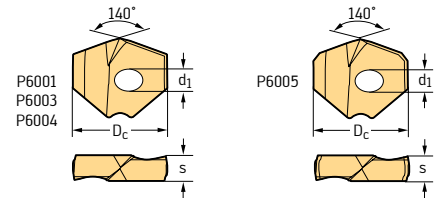
订购示例：P60.. -D13.00R 的规格，
 P6006 采用材质 WPP25 (ISO P、非合金钢)：P6006-D13.00R WPP25
 P6003, 采用材质 WMP35 (ISO P、ISO M 和 ISO S)：P6003-D13.00R WMP35 或作为
 P6001, 采用材质 WPP45C (ISO P)：P6001-D13.00R WPP45C
 刀具材质订购示例 WPP45C: P6001-D12,00R WPP45C

HC = 涂层硬质合金

B1

可换刀片

P6001 / P6003 / P6004 / P6005 / P6006



Interchangeable inserts

B1

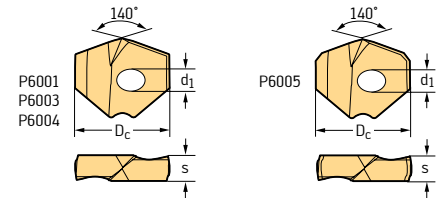
牌号	切削刃数量	D _c mm	钻尖尺寸	d ₁ mm	s mm	P		M	K	N	S	
						HC	HC	HC	HC	HC	HC	
						WMP35	WPP25	WPP45C	WMP35	WKK45C	WNN25	WMP35
	P6003-D28,17R	1	28,17	J	6	7.7	☒		☒			☒
	P6003-D28,50R	1	28,5	J	6	7.7	☒		☒			☒
	P6003-D28,57R	1	28,57	J	6	7.7	☒		☒			☒
	P6003-D29,00R	1	29	J	6	7.7	☒		☒			☒
	P6003-D29,37R	1	29,37	J	6	7.7	☒		☒			☒
	P6003-D29,50R	1	29,5	J	6	7.7	☒		☒			☒
	P6003-D29,77R	1	29,77	J	6	7.7	☒		☒			☒
	P6003-D30,00R	1	30	K	6	8	☒		☒			☒
	P6003-D30,15R	1	30,15	K	6	8	☒		☒			☒
	P6003-D30,50R	1	30,5	K	6	8	☒		☒			☒
	P6003-D31,00R	1	31	K	6	8	☒		☒			☒
	P6003-D31,50R	1	31,5	K	6	8	☒		☒			☒
	P6003-D31,75R	1	31,75	K	6	8	☒		☒			☒
	P6003-D31,99R	1	31,99	K	6	8	☒		☒			☒
	P6003-D32,00R	1	32	M	6	8,3	☒		☒			☒
	P6003-D32,10R	1	32,1	M	6	8,3	☒		☒			☒
	P6003-D33,00R	1	33	M	6	8,3	☒		☒			☒
P6003-D34,00R	1	34	N	6	8,6	☒		☒			☒	
P6003-D35,00R	1	35	N	6	8,6	☒		☒			☒	
P6003-D36,00R	1	36	P	6	8,9	☒		☒			☒	
P6003-D37,00R	1	37	P	6	8,9	☒		☒			☒	
P6003-D37,99R	1	37,99	P	6	8,9	☒		☒			☒	
	P6004-D12,00R	1	12	A	3	3,6						☒
	P6004-D12,50R	1	12,5	A	3	3,6						☒
	P6004-D13,00R	1	13	A	3	3,6						☒
	P6004-D13,50R	1	13,5	A	3	3,6						☒
	P6004-D14,00R	1	14	B	3	4						☒
	P6004-D14,50R	1	14,5	B	3	4						☒
	P6004-D14,80R	1	14,8	B	3	4						☒
	P6004-D15,00R	1	15	B	3	4						☒
	P6004-D15,50R	1	15,5	B	3	4						☒
	P6004-D16,00R	1	16	C	4	4,5						☒
	P6004-D16,50R	1	16,5	C	4	4,5						☒
	P6004-D16,66R	1	16,66	C	4	4,5						☒
	P6004-D17,00R	1	17	C	4	4,5						☒
	P6004-D17,50R	1	17,5	C	4	4,5						☒
	P6004-D17,70R	1	17,7	C	4	4,5						☒
	P6004-D18,00R	1	18	D	4	5						☒
	P6004-D18,50R	1	18,5	D	4	5						☒
	P6004-D18,65R	1	18,65	D	4	5						☒
	P6004-D19,00R	1	19	D	4	5						☒
P6004-D19,50R	1	19,5	D	4	5						☒	
P6004-D19,70R	1	19,7	D	4	5						☒	

订购示例：P60..-D13.00R 的规格，
 P6006 采用材质 WPP25 (ISO P、非合金钢)；P6006-D13.00R WPP25
 P6003，采用材质 WMP35 (ISO P、ISO M 和 ISO S)；P6003-D13.00R WMP35 或作为
 P6001，采用材质 WPP45C (ISO P)；P6001-D13.00R WPP45C
 刀具材质订购示例 WPP45C: P6001-D12,00R WPP45C

HC = 涂层硬质合金

可换刀片

P6001 / P6003 / P6004 / P6005 / P6006



Interchangeable inserts

牌号	切削刃数量	Dc mm	钻尖尺寸	d1 mm	s mm	P			M	K	N	S
						WMP35	WPP25	WPP45C	HC	HC	HC	HC
	P6004-D19,84R	1	19,84	D	4	5						
	P6004-D20,00R	1	20	E	5	5,5						
	P6004-D20,50R	1	20,5	E	5	5,5						
	P6004-D21,00R	1	21	E	5	5,5						
	P6004-D21,50R	1	21,5	E	5	5,5						
	P6004-D21,70R	1	21,7	E	5	5,5						
	P6004-D22,00R	1	22	F	5	6						
	P6004-D22,50R	1	22,5	F	5	6						
	P6004-D23,00R	1	23	F	5	6						
	P6004-D23,50R	1	23,5	F	5	6						
	P6004-D24,00R	1	24	G	5	6,5						
	P6004-D24,50R	1	24,5	G	5	6,5						
	P6004-D25,00R	1	25	G	5	6,5						
	P6004-D25,50R	1	25,5	G	5	6,5						
	P6004-D26,00R	1	26	H	6	7,1						
	P6004-D26,50R	1	26,5	H	6	7,1						
	P6004-D27,00R	1	27	H	6	7,1						
	P6004-D27,50R	1	27,5	H	6	7,1						
	P6004-D28,00R	1	28	J	6	7,7						
	P6004-D28,50R	1	28,5	J	6	7,7						
P6004-D29,00R	1	29	J	6	7,7							
P6004-D29,50R	1	29,5	J	6	7,7							
P6004-D30,00R	1	30	K	6	8							
P6004-D30,50R	1	30,5	K	6	8							
P6004-D31,00R	1	31	K	6	8							
P6004-D31,50R	1	31,5	K	6	8							
	P6005-D12,00R	1	12	A	3	3,6						
	P6005-D12,10R	1	12,1	A	3	3,6						
	P6005-D12,20R	1	12,2	A	3	3,6						
	P6005-D12,30R	1	12,3	A	3	3,6						
	P6005-D12,40R	1	12,4	A	3	3,6						
	P6005-D12,50R	1	12,5	A	3	3,6						
	P6005-D12,60R	1	12,6	A	3	3,6						
	P6005-D12,70R	1	12,7	A	3	3,6						
	P6005-D12,80R	1	12,8	A	3	3,6						
	P6005-D12,90R	1	12,9	A	3	3,6						
	P6005-D12,95R	1	12,95	A	3	3,6						
	P6005-D13,00R	1	13	A	3	3,6						
	P6005-D13,10R	1	13,1	A	3	3,6						
	P6005-D13,20R	1	13,2	A	3	3,6						
	P6005-D13,25R	1	13,25	A	3	3,6						
	P6005-D13,30R	1	13,3	A	3	3,6						
	P6005-D13,40R	1	13,4	A	3	3,6						

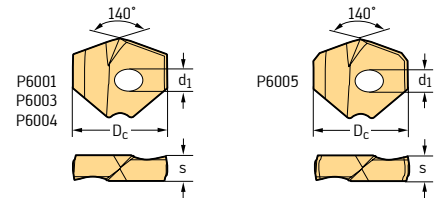
订购示例：P60..-D13.00R 的规格，
 P6006 采用材质 WPP25 (ISO P、非合金钢)：P6006-D13.00R WPP25
 P6003，采用材质 WMP35 (ISO P、ISO M 和 ISO S)：P6003-D13.00R WMP35 或作为
 P6001，采用材质 WPP45C (ISO P)：P6001-D13.00R WPP45C
 刀具材质订购示例 WPP45C：P6001-D12,00R WPP45C

HC = 涂层硬质合金

B1

可换刀片

P6001 / P6003 / P6004 / P6005 / P6006



Interchangeable inserts

B1

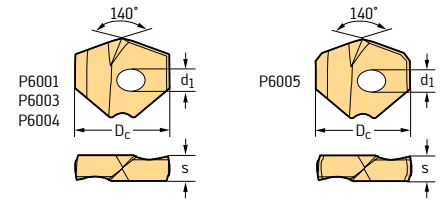
牌号	切削刃数量	D _c mm	钻尖尺寸	d ₁ mm	s mm	P		M	K	N	S
						WMP35	WPP25	HC	HC	HC	HC
P6005-D13,49R	1	13,49	A	3	3,6						
P6005-D13,50R	1	13,5	A	3	3,6						
P6005-D13,60R	1	13,6	A	3	3,6						
P6005-D13,70R	1	13,7	A	3	3,6						
P6005-D13,80R	1	13,8	A	3	3,6						
P6005-D13,90R	1	13,9	A	3	3,6						
P6005-D14,00R	1	14	B	3	4						
P6005-D14,10R	1	14,1	B	3	4						
P6005-D14,20R	1	14,2	B	3	4						
P6005-D14,29R	1	14,29	B	3	4						
P6005-D14,30R	1	14,3	B	3	4						
P6005-D14,40R	1	14,4	B	3	4						
P6005-D14,50R	1	14,5	B	3	4						
P6005-D14,60R	1	14,6	B	3	4						
P6005-D14,68R	1	14,68	B	3	4						
P6005-D14,70R	1	14,7	B	3	4						
P6005-D14,80R	1	14,8	B	3	4						
P6005-D14,90R	1	14,9	B	3	4						
P6005-D15,00R	1	15	B	3	4						
P6005-D15,08R	1	15,08	B	3	4						
P6005-D15,09R	1	15,09	B	3	4						
P6005-D15,10R	1	15,1	B	3	4						
P6005-D15,20R	1	15,2	B	3	4						
P6005-D15,30R	1	15,3	B	3	4						
P6005-D15,40R	1	15,4	B	3	4						
P6005-D15,50R	1	15,5	B	3	4						
P6005-D15,60R	1	15,6	B	3	4						
P6005-D15,70R	1	15,7	B	3	4						
P6005-D15,80R	1	15,8	B	3	4						
P6005-D15,88R	1	15,88	B	3	4						
P6005-D15,90R	1	15,9	B	3	4						
P6005-D16,00R	1	16	C	4	4,5						
P6005-D16,13R	1	16,13	C	4	4,5						
P6005-D16,26R	1	16,26	C	4	4,5						
P6005-D16,27R	1	16,27	C	4	4,5						
P6005-D16,43R	1	16,43	C	4	4,5						
P6005-D16,50R	1	16,5	C	4	4,5						
P6005-D16,66R	1	16,66	C	4	4,5						
P6005-D16,67R	1	16,67	C	4	4,5						
P6005-D16,70R	1	16,7	C	4	4,5						
P6005-D16,80R	1	16,8	C	4	4,5						
P6005-D17,00R	1	17	C	4	4,5						
P6005-D17,07R	1	17,07	C	4	4,5						

订购示例：P60..-D13.00R 的规格，
 P6006 采用材质 WPP25 (ISO P、非合金钢)；P6006-D13.00R WPP25
 P6003，采用材质 WMP35 (ISO P、ISO M 和 ISO S)；P6003-D13.00R WMP35 或作为
 P6001，采用材质 WPP45C (ISO P)；P6001-D13.00R WPP45C
 刀具材质订购示例 WPP45C：P6001-D12,00R WPP45C

HC = 涂层硬质合金

可换刀片

P6001 / P6003 / P6004 / P6005 / P6006



Interchangeable inserts

牌号	切削刃数量	Dc mm	钻尖尺寸	d1 mm	s mm	P			M	K	N	S
						WMP35	WPP25	WPP45C	HC	HC	HC	HC
P6005-D17,20R	1	17.2	C	4	4,5							
P6005-D17,45R	1	17.45	C	4	4,5							
P6005-D17,50R	1	17.5	C	4	4,5							
P6005-D17,70R	1	17.7	C	4	4,5							
P6005-D17,80R	1	17.8	C	4	4,5							
P6005-D17,86R	1	17.86	C	4	4,5							
P6005-D18,00R	1	18	D	4	5							
P6005-D18,24R	1	18.24	D	4	5							
P6005-D18,26R	1	18.26	D	4	5							
P6005-D18,50R	1	18.5	D	4	5							
P6005-D18,65R	1	18.65	D	4	5							
P6005-D18,70R	1	18.7	D	4	5							
P6005-D18,80R	1	18.8	D	4	5							
P6005-D19,00R	1	19	D	4	5							
P6005-D19,05R	1	19.05	D	4	5							
P6005-D19,20R	1	19.2	D	4	5							
P6005-D19,25R	1	19.25	D	4	5							
P6005-D19,30R	1	19.3	D	4	5							
P6005-D19,35R	1	19.35	D	4	5							
P6005-D19,43R	1	19.43	D	4	5							
P6005-D19,50R	1	19.5	D	4	5							
P6005-D19,60R	1	19.6	D	4	5							
P6005-D19,70R	1	19.7	D	4	5							
P6005-D19,80R	1	19.8	D	4	5							
P6005-D19,84R	1	19.84	D	4	5							
P6005-D20,00R	1	20	E	5	5,5							
P6005-D20,20R	1	20.2	E	5	5,5							
P6005-D20,24R	1	20.24	E	5	5,5							
P6005-D20,50R	1	20.5	E	5	5,5							
P6005-D20,62R	1	20.62	E	5	5,5							
P6005-D20,70R	1	20.7	E	5	5,5							
P6005-D21,00R	1	21	E	5	5,5							
P6005-D21,12R	1	21.12	E	5								
P6005-D21,41R	1	21.41	E	5	5,5							
P6005-D21,43R	1	21.43	E	5	5,5							
P6005-D21,50R	1	21.5	E	5	5,5							
P6005-D21,70R	1	21.7	E	5	5,5							
P6005-D21,83R	1	21.83	E	5	5,5							
P6005-D22,00R	1	22	F	5	6							
P6005-D22,22R	1	22.22	F	5	6							
P6005-D22,23R	1	22.23	F	5	6							
P6005-D22,42R	1	22.42	F	5	6							
P6005-D22,50R	1	22.5	F	5	6							

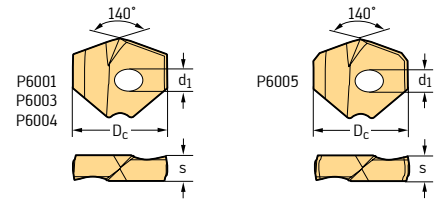
订购示例：P60..-D13.00R 的规格，
 P6006 采用材质 WPP25 (ISO P、非合金钢)；P6006-D13.00R WPP25
 P6003，采用材质 WMP35 (ISO P、ISO M 和 ISO S)；P6003-D13.00R WMP35 或作为
 P6001，采用材质 WPP45C (ISO P)；P6001-D13.00R WPP45C
 刀具材质订购示例 WPP45C：P6001-D12,00R WPP45C

HC = 涂层硬质合金

B1

可换刀片

P6001 / P6003 / P6004 / P6005 / P6006



Interchangeable inserts

B1

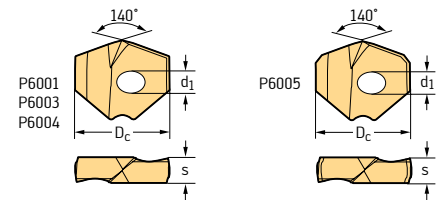
牌号	切削刃数量	D _c mm	钻尖尺寸	d ₁ mm	s mm	P			M	K	N	S
						WMP35	WPP25	WPP45C	HC	HC	HC	HC
P6005-D22,70R	1	22,7	F	5	6							
P6005-D22,77R	1	22,77	F	5	6							
P6005-D23,00R	1	23	F	5	6							
P6005-D23,02R	1	23,02	F	5	6							
P6005-D23,39R	1	23,39	F	5	6							
P6005-D23,50R	1	23,5	F	5	6							
P6005-D23,70R	1	23,7	F	5	6							
P6005-D23,80R	1	23,8	F	5	6							
P6005-D23,81R	1	23,81	F	5	6							
P6005-D24,00R	1	24	G	5	6,5							
P6005-D24,21R	1	24,21	G	5	6,5							
P6005-D24,50R	1	24,5	G	5	6,5							
P6005-D24,59R	1	24,59	G	5	6,5							
P6005-D24,61R	1	24,61	G	5	6,5							
P6005-D24,70R	1	24,7	G	5	6,5							
P6005-D25,00R	1	25	G	5	6,5							
P6005-D25,25R	1	25,25	G	5	6,5							
P6005-D25,40R	1	25,4	G	5	6,5							
P6005-D25,50R	1	25,5	G	5	6,5							
P6005-D25,70R	1	25,7	G	5	6,5							
P6005-D25,80R	1	25,8	G	5	6,5							
P6005-D26,00R	1	26	H	6	7,1							
P6005-D26,25R	1	26,25	H	6	7,1							
P6005-D26,50R	1	26,5	H	6	7,1							
P6005-D26,59R	1	26,59	H	6	7,1							
P6005-D27,00R	1	27	H	6	7,1							
P6005-D27,50R	1	27,5	H	6	7,1							
P6005-D27,78R	1	27,78	H	6	7,1							
P6005-D28,00R	1	28	J	6	7,7							
P6005-D28,17R	1	28,17	J	6	7,7							
P6005-D28,50R	1	28,5	J	6	7,7							
P6005-D28,57R	1	28,57	J	6	7,7							
P6005-D29,00R	1	29	J	6	7,7							
P6005-D29,50R	1	29,5	J	6	7,7							
P6005-D29,77R	1	29,77	J	6	7,7							
P6005-D30,00R	1	30	K	6	8							
P6005-D30,15R	1	30,15	K	6	8							
P6005-D30,50R	1	30,5	K	6	8							
P6005-D31,00R	1	31	K	6	8							
P6005-D31,50R	1	31,5	K	6	8							
P6005-D31,75R	1	31,75	K	6	8							
P6005-D31,99R	1	31,99	K	6	8							
P6005-D32,00R	1	32	M	6	8,3							

订购示例：P60..-D13.00R 的规格，
 P6006 采用材质 WPP25 (ISO P、非合金钢)；P6006-D13.00R WPP25
 P6003，采用材质 WMP35 (ISO P、ISO M 和 ISO S)；P6003-D13.00R WMP35 或作为
 P6001，采用材质 WPP45C (ISO P)；P6001-D13.00R WPP45C
 刀具材质订购示例 WPP45C：P6001-D12,00R WPP45C

HC = 涂层硬质合金

可换刀片

P6001 / P6003 / P6004 / P6005 / P6006



Interchangeable inserts

牌号	切削刃数量	D _c mm	钻尖尺寸	d ₁ mm	s mm	P		M	K	N	S	
						HC	HC	HC	HC	HC	HC	
						WMP35	WPP25	WPP45C	WMP35	WKK45C	WNN25	WMP35
P6005-D32,10R	1	32.1	M	6	8.3							
P6005-D33,00R	1	33	M	6	8.3							
P6005-D34,00R	1	34	N	6	8.6							
P6005-D35,00R	1	35	N	6	8.6							
P6005-D36,00R	1	36	P	6	8.9							
P6005-D37,00R	1	37	P	6	8.9							
P6005-D37,99R	1	37.99	P	6	8.9							
P6006-D12,00R	1	12	A	3	3.6							
P6006-D12,10R	1	12.1	A	3.4	3.6							
P6006-D12,20R	1	12.2	A	3.4	3.6							
P6006-D12,30R	1	12.3	A	3.4	3.6							
P6006-D12,40R	1	12.4	A	3.4	3.6							
P6006-D12,50R	1	12.5	A	3	3.6							
P6006-D12,60R	1	12.6	A	3.4	3.6							
P6006-D12,70R	1	12.7	A	3	3.6							
P6006-D12,80R	1	12.8	A	3.4	3.6							
P6006-D12,90R	1	12.9	A	3.4	3.6							
P6006-D12,95R	1	12.95	A	3.4	3.6							
P6006-D13,00R	1	13	A	3	3.6							
P6006-D13,11R	1	13.11	A	3.4	3.6							
P6006-D13,20R	1	13.2	A	3.4	3.6							
P6006-D13,25R	1	13.25	A	3.4	3.6							
P6006-D13,30R	1	13.3	A	3.4	3.6							
P6006-D13,35R	1	13.35	A	3.4	3.6							
P6006-D13,40R	1	13.4	A	3.4	3.6							
P6006-D13,45R	1	13.45	A	3.4	3.6							
P6006-D13,50R	1	13.5	A	3	3.6							
P6006-D13,60R	1	13.6	A	3.4	3.6							
P6006-D13,70R	1	13.7	A	3	3.6							
P6006-D13,80R	1	13.8	A	3.4	3.6							
P6006-D13,89R	1	13.89	A	3.4	3.6							
P6006-D14,00R	1	14	B	3	4							
P6006-D14,10R	1	14.1	B	3	4							
P6006-D14,20R	1	14.2	B	3	4							
P6006-D14,30R	1	14.3	B	3	4							
P6006-D14,40R	1	14.4	B	3.4	4							
P6006-D14,50R	1	14.5	B	3	4							
P6006-D14,60R	1	14.6	B	3.4	4							
P6006-D14,68R	1	14.68	B	3	4							
P6006-D14,80R	1	14.8	B	3.4	4							
P6006-D14,90R	1	14.9	B	3.4	4							
P6006-D15,00R	1	15	B	3	4							
P6006-D15,09R	1	15.09	B	3	4							

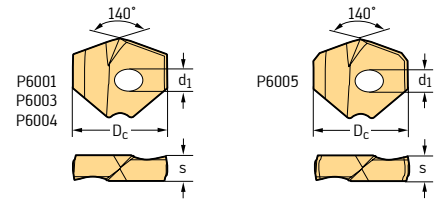
订购示例：P60..-D13.00R 的规格，
 P6006 采用材质 WPP25 (ISO P、非合金钢)：P6006-D13.00R WPP25
 P6003，采用材质 WMP35 (ISO P、ISO M 和 ISO S)：P6003-D13.00R WMP35 或作为
 P6001，采用材质 WPP45C (ISO P)：P6001-D13.00R WPP45C
 刀具材质订购示例 WPP45C：P6001-D12,00R WPP45C

HC = 涂层硬质合金

B1

可换刀片

P6001 / P6003 / P6004 / P6005 / P6006



Interchangeable inserts

B1

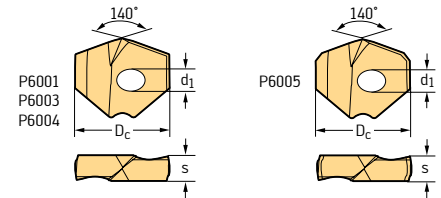
牌号	切削刃数量	D _c mm	钻尖尺寸	d ₁ mm	s mm	P		M	K	N	S	
						HC	HC	HC	HC	HC		
						WMP35	WPP25	WPP45C	WMP35	WKK45C	WNN25	WMP35
P6006-D15,20R	1	15,2	B	3	4	☺						
P6006-D15,30R	1	15,3	B	3	4	☺						
P6006-D15,35R	1	15,35	B	3,4	4	☺						
P6006-D15,40R	1	15,4	B	3,4	4	☺						
P6006-D15,47R	1	15,47	B	3,4	4	☺						
P6006-D15,50R	1	15,5	B	3	4	☺						
P6006-D15,60R	1	15,6	B	3,4	4	☺						
P6006-D15,70R	1	15,7	B	3	4	☺						
P6006-D15,80R	1	15,8	B	3,4	4	☺						
P6006-D15,87R	1	15,87	B	3	4	☺						
P6006-D16,00R	1	16	C	4	4,5	☺						
P6006-D16,13R	1	16,13	C	4,4	4,5	☺						
P6006-D16,26R	1	16,26	C	4	4,5	☺						
P6006-D16,43R	1	16,43	C	4,4	4,5	☺						
P6006-D16,50R	1	16,5	C	4	4,5	☺						
P6006-D16,66R	1	16,66	C	4	4,5	☺						
P6006-D16,70R	1	16,7	C	4	4,5	☺						
P6006-D16,85R	1	16,85	C	4,4	4,5	☺						
P6006-D17,00R	1	17	C	4	4,5	☺						
P6006-D17,07R	1	17,07	C	4	4,5	☺						
P6006-D17,20R	1	17,2	C	4,4	4,5	☺						
P6006-D17,35R	1	17,35	C	4,4	4,5	☺						
P6006-D17,45R	1	17,45	C	4	4,5	☺						
P6006-D17,50R	1	17,5	C	4	4,5	☺						
P6006-D17,60R	1	17,6	C	4,4	4,5	☺						
P6006-D17,70R	1	17,7	C	4	4,5	☺						
P6006-D17,86R	1	17,86	C	4	4,5	☺						
P6006-D18,00R	1	18	D	4	5	☺						
P6006-D18,24R	1	18,24	D	4	5	☺						
P6006-D18,50R	1	18,5	D	4	5	☺						
P6006-D18,65R	1	18,65	D	4	5	☺						
P6006-D18,70R	1	18,7	D	4	5	☺						
P6006-D18,80R	1	18,8	D	4,4	5	☺						
P6006-D19,00R	1	19	D	4	5	☺						
P6006-D19,05R	1	19,05	D	4	5	☺						
P6006-D19,10R	1	19,1	D	4,4	5	☺						
P6006-D19,20R	1	19,2	D	4,4	5	☺						
P6006-D19,25R	1	19,25	D	4	5	☺						
P6006-D19,30R	1	19,3	D	4,4	5	☺						
P6006-D19,35R	1	19,35	D	4,4	5	☺						
P6006-D19,43R	1	19,43	D	4,4	5	☺						
P6006-D19,50R	1	19,5	D	4	5	☺						
P6006-D19,60R	1	19,6	D	4,4	5	☺						

订购示例：P60..-D13.00R 的规格，
 P6006 采用材质 WPP25 (ISO P、非合金钢)；P6006-D13.00R WPP25
 P6003，采用材质 WMP35 (ISO P、ISO M 和 ISO S)；P6003-D13.00R WMP35 或作为
 P6001，采用材质 WPP45C (ISO P)；P6001-D13.00R WPP45C
 刀具材质订购示例 WPP45C：P6001-D12,00R WPP45C

HC = 涂层硬质合金

可换刀片

P6001 / P6003 / P6004 / P6005 / P6006



Interchangeable inserts

牌号	切削刃数量	D _c mm	钻尖尺寸	d ₁ mm	s mm	P		M	K	N	S
						HC	WMP35	HC	HC	HC	HC
P6006-D19,70R	1	19.7	D	4	5	☺					
P6006-D19,84R	1	19.84	D	4	5	☺					
P6006-D20,00R	1	20	E	5	5,5	☺					
P6006-D20,20R	1	20.2	E	5,4	5,5	☺					
P6006-D20,24R	1	20.24	E	5	5,5	☺					
P6006-D20,50R	1	20.5	E	5	5,5	☺					
P6006-D20,62R	1	20.62	E	5	5,5	☺					
P6006-D20,70R	1	20.7	E	5	5,5	☺					
P6006-D20,85R	1	20.85	E	5,4	5,5	☺					
P6006-D21,00R	1	21	E	5	5,5	☺					
P6006-D21,41R	1	21.41	E	5,4	5,5	☺					
P6006-D21,50R	1	21.5	E	5	5,5	☺					
P6006-D21,70R	1	21.7	E	5	5,5	☺					
P6006-D21,83R	1	21.83	E	5,4	5,5	☺					
P6006-D22,00R	1	22	F	5	6	☺					
P6006-D22,22R	1	22.22	F	5	6	☺					
P6006-D22,42R	1	22.42	F	5,4	6	☺					
P6006-D22,47R	1	22.47	F	5,4	6	☺					
P6006-D22,50R	1	22.5	F	5	6	☺					
P6006-D22,60R	1	22.6	F	5,4	6	☺					
P6006-D22,62R	1	22.62	F	5,4	6	☺					
P6006-D22,70R	1	22.7	F	5	6	☺					
P6006-D22,77R	1	22.77	F	5,4	6	☺					
P6006-D23,00R	1	23	F	5	6	☺					
P6006-D23,10R	1	23.1	F	5,4	6	☺					
P6006-D23,39R	1	23.39	F	5,4	6	☺					
P6006-D23,50R	1	23.5	F	5	6	☺					
P6006-D23,70R	1	23.7	F	5,4	6	☺					
P6006-D23,80R	1	23.8	F	5	6	☺					
P6006-D24,00R	1	24	G	5	6,5	☺					
P6006-D24,21R	1	24.21	G	5,4	6,5	☺					
P6006-D24,50R	1	24.5	G	5	6,5	☺					
P6006-D24,59R	1	24.59	G	5,4	6,5	☺					
P6006-D24,70R	1	24.7	G	5	6,5	☺					
P6006-D25,00R	1	25	G	5	6,5	☺					
P6006-D25,25R	1	25.25	G	5	6,5	☺					
P6006-D25,40R	1	25.4	G	5	6,5	☺					
P6006-D25,50R	1	25.5	G	5	6,5	☺					
P6006-D25,60R	1	25.6	G	5,4	6,5	☺					
P6006-D25,65R	1	25.65	G	5	6,5	☺					
P6006-D25,70R	1	25.7	G	5	6,5	☺					
P6006-D25,80R	1	25.8	G	5	6,5	☺					
P6006-D26,00R	1	26	H	6	7.1	☺					

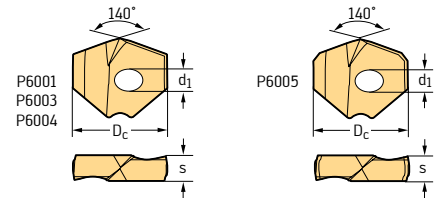
订购示例：P60..-D13.00R 的规格，
 P6006 采用材质 WPP25 (ISO P、非合金钢)：P6006-D13.00R WPP25
 P6003，采用材质 WMP35 (ISO P、ISO M 和 ISO S)：P6003-D13.00R WMP35 或作为
 P6001，采用材质 WPP45C (ISO P)：P6001-D13.00R WPP45C
 刀具材质订购示例 WPP45C：P6001-D12,00R WPP45C

HC = 涂层硬质合金

B1

可换刀片

P6001 / P6003 / P6004 / P6005 / P6006



Interchangeable inserts

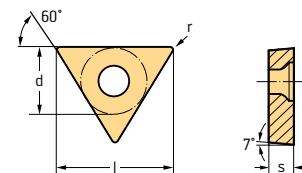
B1

牌号	切削刃数量	D _c mm	钻尖尺寸	d ₁ mm	s mm	P		M	K	N	S	
						HC	HC	HC	HC	HC		
						WMP35	WPP25	WPP45C	WMP35	WKK45C	WNIN25	WMP35
P6006-D26,25R	1	26,25	H	6	7,1	☺						
P6006-D26,50R	1	26,5	H	6	7,1	☺						
P6006-D26,59R	1	26,59	H	6,4	7,1	☺						
P6006-D27,00R	1	27	H	6	7,1	☺						
P6006-D27,38R	1	27,38	H	6,4	7,1	☺						
P6006-D27,50R	1	27,5	H	6	7,1	☺						
P6006-D27,78R	1	27,78	H	6,4	7,1	☺						
P6006-D28,00R	1	28	J	6	7,7	☺						
P6006-D28,17R	1	28,17	J	6,4	7,7	☺						
P6006-D28,35R	1	28,35	J	6,4	7,7	☺						
P6006-D28,50R	1	28,5	J	6	7,7	☺						
P6006-D28,57R	1	28,57	J	6	7,7	☺						
P6006-D29,00R	1	29	J	6	7,7	☺						
P6006-D29,10R	1	29,1	J	6,4	7,7	☺						
P6006-D29,37R	1	29,37	J	6,4	7,7	☺						
P6006-D29,50R	1	29,5	J	6	7,7	☺						
P6006-D29,77R	1	29,77	J	6,4	7,7	☺						
P6006-D30,00R	1	30	K	6	8	☺						
P6006-D30,15R	1	30,15	K	6,4	8	☺						
P6006-D30,50R	1	30,5	K	6	8	☺						
P6006-D31,00R	1	31	K	6	8	☺						
P6006-D31,35R	1	31,35	K	6,4	8	☺						
P6006-D31,50R	1	31,5	K	6	8	☺						
P6006-D31,75R	1	31,75	K	6	8	☺						
P6006-D31,99R	1	31,99	K	6	8	☺						
P6006-D32,00R	1	32	M	6	8,3	☺						
P6006-D32,10R	1	32,1	M	6,4	8,3	☺						
P6006-D33,00R	1	33	M	6	8,3	☺						
P6006-D34,00R	1	34	N	6	8,6	☺						
P6006-D34,10R	1	34,1	N	6,4	8,6	☺						
P6006-D34,60R	1	34,6	N	6,4	8,6	☺						
P6006-D35,00R	1	35	N	6	8,6	☺						
P6006-D36,00R	1	36	P	6	8,9	☺						
P6006-D37,00R	1	37	P	6	8,9	☺						
P6006-D37,99R	1	37,99	P	6	8,9	☺						

订购示例：P60..-D13.00R 的规格，
 P6006 采用材质 WPP25 (ISO P、非合金钢)；P6006-D13.00R WPP25
 P6003，采用材质 WMP35 (ISO P、ISO M 和 ISO S)；P6003-D13.00R WMP35 或作为
 P6001，采用材质 WPP45C (ISO P)；P6001-D13.00R WPP45C
 刀具材质订购示例 WPP45C: P6001-D12,00R WPP45C

HC = 涂层硬质合金

三角形, 正型 60°
TCMT / TCMW
Tiger-tec® Gold



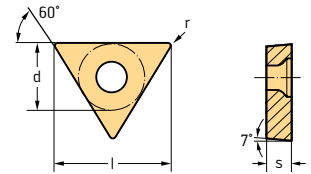
可转位刀片

牌号	l mm	r mm	P					M				K		S				
			WMP20S	WPP10G	WPP20G	WPP30G	WEP10C	WMP20S	WSM10S	WSM20S	WSM21	WSM30S	WKK10S	WKK20S	WSM10S	WSM20S	WSM21	WSM30S
	TCMT110204-FK6	11	0.4															
	TCMT110208-FK6	11	0.8															
	TCMT16T304-FK6	16.5	0.4															
	TCMT16T308-FK6	16.5	0.8															
	TCMT06T102-FM4	6.87	0.2															
	TCMT06T104-FM4	6.87	0.4															
	TCMT090202-FM4	9.62	0.2															
	TCMT090204-FM4	9.62	0.4															
	TCMT090208-FM4	9.62	0.8															
	TCMT110202-FM4	11	0.2															
	TCMT110204-FM4	11	0.4															
	TCMT110208-FM4	11	0.8															
	TCMT16T302-FM4	16.5	0.2															
	TCMT16T304-FM4	16.5	0.4															
TCMT16T308-FM4	16.5	0.8																
	TCMT06T102-FP4	6.87	0.2															
	TCMT06T104-FP4	6.87	0.4															
	TCMT090202-FP4	9.62	0.2															
	TCMT090204-FP4	9.62	0.4															
	TCMT090208-FP4	9.62	0.8															
	TCMT110202-FP4	11	0.2															
	TCMT110204-FP4	11	0.4															
	TCMT110208-FP4	11	0.8															
	TCMT16T302-FP4	16.5	0.2															
	TCMT16T304-FP4	16.5	0.4															
TCMT16T308-FP4	16.5	0.8																
	TCMT110204-FP6	11	0.4															
	TCMT110208-FP6	11	0.8															
	TCMT16T304-FP6	16.5	0.4															
	TCMT16T308-FP6	16.5	0.8															
	TCMT090204-MK4	9.62	0.4															
	TCMT090208-MK4	9.62	0.8															
	TCMT110204-MK4	11	0.4															
	TCMT110208-MK4	11	0.8															
	TCMT16T304-MK4	16.5	0.4															
TCMT16T308-MK4	16.5	0.8																
	TCMT090204-MM4	9.62	0.4															
	TCMT090208-MM4	9.62	0.8															
	TCMT110204-MM4	11	0.4															
	TCMT110208-MM4	11	0.8															
	TCMT16T304-MM4	16.5	0.4															
TCMT16T308-MM4	16.5	0.8																

尺寸 - 参见按照 ISO 1832 标准的符号说明
刀具材质订购示例 WKK10S: TCMT110204-FK6 WKK10S

HC = 涂层硬质合金
HE = 涂层金属陶瓷

三角形, 正型 60°
 TCMT / TCMW
 Tiger-tec® Gold



可转位刀片

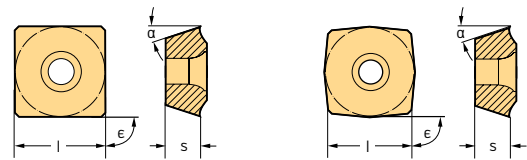
B1

牌号	l mm	r mm	P					M				K		S			
			HC					HE				HC		HC			
			WMP20S	WPP10G	WPP20G	WPP30G	WEP10C	WMP20S	WSM10S	WSM20S	WSM21	WSM30S	WKK10S	WKK20S	WSM10S	WSM20S	WSM21
TCMT090204-MP4	9,62	0,4															
TCMT090208-MP4	9,62	0,8															
TCMT110204-MP4	11	0,4															
TCMT110208-MP4	11	0,8															
TCMT16T304-MP4	16,5	0,4															
TCMT16T308-MP4	16,5	0,8															
TCMT220408-MP4	22	0,8															
TCMT090204-RK4	9,62	0,4															
TCMT090208-RK4	9,62	0,8															
TCMT110204-RK4	11	0,4															
TCMT110208-RK4	11	0,8															
TCMT16T304-RK4	16,5	0,4															
TCMT16T308-RK4	16,5	0,8															
TCMT16T312-RK4	16,5	1,2															
TCMT090204-RM4	9,62	0,4															
TCMT090208-RM4	9,62	0,8															
TCMT110204-RM4	11	0,4															
TCMT110208-RM4	11	0,8															
TCMT16T304-RM4	16,5	0,4															
TCMT16T308-RM4	16,5	0,8															
TCMT16T312-RM4	16,5	1,2															
TCMT090204-RP4	9,62	0,4															
TCMT090208-RP4	9,62	0,8															
TCMT110204-RP4	11	0,4															
TCMT110208-RP4	11	0,8															
TCMT16T304-RP4	16,5	0,4															
TCMT16T308-RP4	16,5	0,8															
TCMT16T312-RP4	16,5	1,2															
TCMW110204-RK6	11	0,4															
TCMW110208-RK6	11	0,8															
TCMW16T304-RK6	16,5	0,4															
TCMW16T308-RK6	16,5	0,8															

尺寸 - 参见按照 ISO 1832 标准的符号说明
 刀具材质订购示例 WKK10S: TCMT110204-FK6 WKK10S

HC = 涂层硬质合金
 HE = 涂层金属陶瓷

正方形
P284..
Tiger-tec® Gold



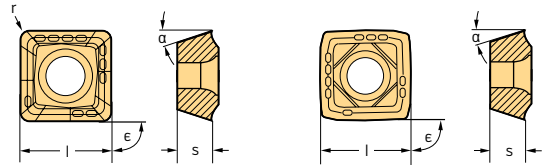
可转位刀片

牌号	切削刃数量	l mm	s mm	α	ε	规格	P		M		K		N		S
							HC		HC		HC		HC	HW	HC
							WKP25S	WKP35S	WSP45G	WXP40	WSP45G	WXP40	WKP25S	WKP35S	WN15
P2840S-1N-A57	4	6.35	2.4	14°	90°	1	☑	☑	☑	☑	☑	☑	☑	☑	☑
P2840S-2N-A57	4	7.8	3.2	14°	90°	2	☑	☑	☑	☑	☑	☑	☑	☑	☑
P2840S-3N-A57	4	9.52	4	11°	96°	3	☑	☑	☑	☑	☑	☑	☑	☑	☑
P2840S-4N-A57	4	11	4	11°	96°	4	☑	☑	☑	☑	☑	☑	☑	☑	☑
P2840S-5N-A57	4	12.7	4.8	11°	96°	5	☑	☑	☑	☑	☑	☑	☑	☑	☑
P2840S-6N-A57	4	15	4.8	11°	96°	6	☑	☑	☑	☑	☑	☑	☑	☑	☑
P2840S-7N-A57	4	17.6	5.6	11°	96°	7	☑	☑	☑	☑	☑	☑	☑	☑	☑
P2840S-1N-E67	4	6.35	2.4	14°	90°	1	☑	☑	☑	☑	☑	☑	☑	☑	☑
P2840S-2N-E67	4	7.8	3.2	14°	90°	2	☑	☑	☑	☑	☑	☑	☑	☑	☑
P2840S-3N-E67	4	9.52	4	11°	96°	3	☑	☑	☑	☑	☑	☑	☑	☑	☑
P2840S-4N-E67	4	11	4	11°	96°	4	☑	☑	☑	☑	☑	☑	☑	☑	☑
P2840S-5N-E67	4	12.7	4.8	11°	96°	5	☑	☑	☑	☑	☑	☑	☑	☑	☑
P2840S-6N-E67	4	15	4.8	11°	96°	6	☑	☑	☑	☑	☑	☑	☑	☑	☑
P2840S-7N-E67	4	17.6	5.6	11°	96°	7	☑	☑	☑	☑	☑	☑	☑	☑	☑
P2840S-1N-E77	4	6.35	2.4	14°	90°	1	☑	☑	☑	☑	☑	☑	☑	☑	☑
P2840S-2N-E77	4	7.8	3.2	14°	90°	2	☑	☑	☑	☑	☑	☑	☑	☑	☑
P2840S-3N-E77	4	9.52	4	11°	96°	3	☑	☑	☑	☑	☑	☑	☑	☑	☑
P2840S-4N-E77	4	11	4	11°	96°	4	☑	☑	☑	☑	☑	☑	☑	☑	☑
P2840S-5N-E77	4	12.7	4.8	11°	96°	5	☑	☑	☑	☑	☑	☑	☑	☑	☑
P2840S-6N-E77	4	15	4.8	11°	96°	6	☑	☑	☑	☑	☑	☑	☑	☑	☑
P2840S-7N-E77	4	17.6	5.6	11°	96°	7	☑	☑	☑	☑	☑	☑	☑	☑	☑
P2841S-1N-A57	4	6.35	2.4	14°	90°	1	☑	☑	☑	☑	☑	☑	☑	☑	☑
P2841S-2N-A57	4	7.8	3.2	14°	90°	2	☑	☑	☑	☑	☑	☑	☑	☑	☑
P2841S-3N-A57	4	9.52	4	11°	96°	3	☑	☑	☑	☑	☑	☑	☑	☑	☑
P2841S-4N-A57	4	11	4	11°	96°	4	☑	☑	☑	☑	☑	☑	☑	☑	☑
P2841S-5N-A57	4	12.7	4.8	11°	96°	5	☑	☑	☑	☑	☑	☑	☑	☑	☑
P2841S-6N-A57	4	15	4.8	11°	96°	6	☑	☑	☑	☑	☑	☑	☑	☑	☑
P2841S-7N-A57	4	17.6	5.6	11°	96°	7	☑	☑	☑	☑	☑	☑	☑	☑	☑
P2841S-1N-E57	4	6.35	2.4	14°	90°	1	☑	☑	☑	☑	☑	☑	☑	☑	☑
P2841S-2N-E57	4	7.8	3.2	14°	90°	2	☑	☑	☑	☑	☑	☑	☑	☑	☑
P2841S-3N-E57	4	9.52	4	11°	96°	3	☑	☑	☑	☑	☑	☑	☑	☑	☑
P2841S-4N-E57	4	11	4	11°	96°	4	☑	☑	☑	☑	☑	☑	☑	☑	☑
P2841S-5N-E57	4	12.7	4.8	11°	96°	5	☑	☑	☑	☑	☑	☑	☑	☑	☑
P2841S-6N-E57	4	15	4.8	11°	96°	6	☑	☑	☑	☑	☑	☑	☑	☑	☑
P2841S-7N-E57	4	17.6	5.6	11°	96°	7	☑	☑	☑	☑	☑	☑	☑	☑	☑
P2841S-1N-E67	4	6.35	2.4	14°	90°	1	☑	☑	☑	☑	☑	☑	☑	☑	☑
P2841S-2N-E67	4	7.8	3.2	14°	90°	2	☑	☑	☑	☑	☑	☑	☑	☑	☑
P2841S-3N-E67	4	9.52	4	11°	96°	3	☑	☑	☑	☑	☑	☑	☑	☑	☑
P2841S-4N-E67	4	11	4	11°	96°	4	☑	☑	☑	☑	☑	☑	☑	☑	☑
P2841S-5N-E67	4	12.7	4.8	11°	96°	5	☑	☑	☑	☑	☑	☑	☑	☑	☑
P2841S-6N-E67	4	15	4.8	11°	96°	6	☑	☑	☑	☑	☑	☑	☑	☑	☑
P2841S-7N-E67	4	17.6	5.6	11°	96°	7	☑	☑	☑	☑	☑	☑	☑	☑	☑

刀具材质订购示例 WKP25S: P2840S-1N-A57 WKP25S

HC = 涂层硬质合金
HW = 无涂层硬质合金

正方形
P484 .
Tiger-tec® Gold



可转位刀片

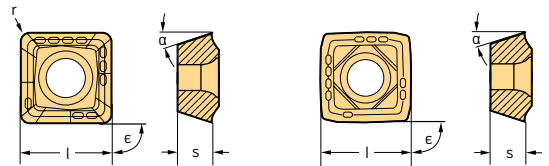
B1

牌号	切削刃数量	l mm	s mm	r mm	α	ε	规格	P		M		K		N		S	
								HC		HC		HC		HC	HW	HC	
								WKP35S	WSP45G	WXP40	WSP45G	WXP40	WKP35S	WNN15	WN15	WSP45G	
	P4840C-1R-E67	4	4,9	2	0,29	11°	90°	1	☞	☞	☞	☞	☞	☞	☞	☞	☞
	P4840C-2R-E67	4	5,95	2,4	0,34	11°	90°	2	☞	☞	☞	☞	☞	☞	☞	☞	☞
	P4840C-3R-E67	4	7	2,8	0,4	11°	90°	3	☞	☞	☞	☞	☞	☞	☞	☞	☞
	P4840C-4R-E67	4	8,4	3,4	0,48	11°	90°	4	☞	☞	☞	☞	☞	☞	☞	☞	☞
	P4840C-5R-E67	4	10,29	4,1	0,59	11°	90°	5	☞	☞	☞	☞	☞	☞	☞	☞	☞
	P4840C-6R-E67	4	12,24	4,9	0,7	11°	90°	6	☞	☞	☞	☞	☞	☞	☞	☞	☞
	P4840C-7R-E67	4	14,69	5,5	0,8	11°	90°	7	☞	☞	☞	☞	☞	☞	☞	☞	☞
	P4840C-8R-E67	4	17,49	5,6	1	11°	90°	8	☞	☞	☞	☞	☞	☞	☞	☞	☞
	P4840C-1R-E77	4	4,9	2	0,29	11°	90°	1						☞	☞		
	P4840C-2R-E77	4	5,95	2,4	0,34	11°	90°	2						☞	☞		
	P4840C-3R-E77	4	7	2,8	0,4	11°	90°	3						☞	☞		
	P4840C-4R-E77	4	8,4	3,4	0,48	11°	90°	4						☞	☞		
	P4840C-5R-E77	4	10,29	4,1	0,59	11°	90°	5						☞	☞		
	P4840C-6R-E77	4	12,24	4,9	0,7	11°	90°	6						☞	☞		
	P4840C-7R-E77	4	14,69	5,5	0,8	11°	90°	7						☞	☞		
	P4840C-8R-E77	4	17,49	5,6	1	11°	90°	8						☞	☞		
	P4841C-1R-A57	4	4,9	2	0,29	11°	90°	1	☞	☞	☞	☞	☞	☞	☞	☞	☞
	P4841C-2R-A57	4	5,95	2,4	0,34	11°	90°	2	☞	☞	☞	☞	☞	☞	☞	☞	☞
	P4841C-3R-A57	4	7	2,8	0,4	11°	90°	3	☞	☞	☞	☞	☞	☞	☞	☞	☞
	P4841C-4R-A57	4	8,4	3,4	0,48	11°	90°	4	☞	☞	☞	☞	☞	☞	☞	☞	☞
	P4841C-5R-A57	4	10,29	4,1	0,59	11°	90°	5	☞	☞	☞	☞	☞	☞	☞	☞	☞
	P4841C-6R-A57	4	12,24	4,9	0,7	11°	90°	6	☞	☞	☞	☞	☞	☞	☞	☞	☞
	P4841C-7R-A57	4	14,69	5,5	0,8	11°	90°	7	☞	☞	☞	☞	☞	☞	☞	☞	☞
	P4841C-8R-A57	4	17,49	5,6	1	11°	90°	8	☞	☞	☞	☞	☞	☞	☞	☞	☞
	P4841C-1R-E57	4	4,9	2	0,29	11°	90°	1	☞	☞	☞	☞	☞	☞	☞	☞	☞
	P4841C-2R-E57	4	5,95	2,4	0,34	11°	90°	2	☞	☞	☞	☞	☞	☞	☞	☞	☞
	P4841C-3R-E57	4	7	2,8	0,4	11°	90°	3	☞	☞	☞	☞	☞	☞	☞	☞	☞
	P4841C-4R-E57	4	8,4	3,4	0,48	11°	90°	4	☞	☞	☞	☞	☞	☞	☞	☞	☞
	P4841C-5R-E57	4	10,29	4,1	0,59	11°	90°	5	☞	☞	☞	☞	☞	☞	☞	☞	☞
	P4841C-6R-E57	4	12,24	4,9	0,7	11°	90°	6	☞	☞	☞	☞	☞	☞	☞	☞	☞
	P4841C-7R-E57	4	14,69	5,5	0,8	11°	90°	7	☞	☞	☞	☞	☞	☞	☞	☞	☞
	P4841C-8R-E57	4	17,49	5,6	1	11°	90°	8	☞	☞	☞	☞	☞	☞	☞	☞	☞

刀具材质订购示例 WKP35S: P4840C-1R-E67 WKP35S

 HC = 涂层硬质合金
HW = 无涂层硬质合金

正方形
P484 .
Tiger-tec® Gold



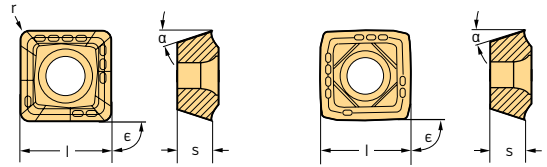
可转位刀片

牌号	切削刃数量	l mm	s mm	r mm	α	ε	规格	P		M	K	N		S		
								HC	WSP456	HC	HC	HC	HW	HC		
								WKP25S	WKP35S	WSP456	WSP456	WKP25S	WKP35S	WNI15	WNI15	WSP456
	P4840P-1R-A57	4	4,55	2	0,29	11°	90°	1	☺	☺	☺	☺	☺			☺
	P4840P-2R-A57	4	5,52	2,3	0,34	11°	90°	2	☺	☺	☺	☺	☺			☺
	P4840P-3R-A57	4	6,5	2,8	0,4	11°	90°	3	☺	☺	☺	☺	☺			☺
	P4840P-4R-A57	4	7,8	3,4	0,48	11°	90°	4	☺	☺	☺	☺	☺			☺
	P4840P-5R-A57	4	9,56	4,1	0,59	11°	90°	5	☺	☺	☺	☺	☺			☺
	P4840P-6R-A57	4	11,75	4,9	0,7	11°	90°	6	☺	☺	☺	☺	☺			☺
	P4840P-7R-A57	4	14,03	5,5	0,8	11°	90°	7	☺	☺	☺	☺	☺			☺
	P4840P-8R-A57	4	16,5	5,5	1	11°	90°	8	☺	☺	☺	☺	☺			☺
	P4840P-1R-E57	4	4,55	2	0,29	11°	90°	1	☺	☺	☺	☺	☺			☺
	P4840P-2R-E57	4	5,52	2,3	0,34	11°	90°	2	☺	☺	☺	☺	☺			☺
	P4840P-3R-E57	4	6,5	2,8	0,4	11°	90°	3	☺	☺	☺	☺	☺			☺
	P4840P-4R-E57	4	7,8	3,4	0,48	11°	90°	4	☺	☺	☺	☺	☺			☺
	P4840P-5R-E57	4	9,56	4,1	0,59	11°	90°	5	☺	☺	☺	☺	☺			☺
	P4840P-6R-E57	4	11,75	4,9	0,7	11°	90°	6	☺	☺	☺	☺	☺			☺
	P4840P-7R-E57	4	14,03	5,5	0,8	11°	90°	7	☺	☺	☺	☺	☺			☺
	P4840P-8R-E57	4	16,5	5,5	1	11°	90°	8	☺	☺	☺	☺	☺			☺
	P4840P-1R-E67	4	4,55	2	0,29	11°	90°	1	☺	☺	☺	☺	☺			☺
	P4840P-2R-E67	4	5,52	2,3	0,34	11°	90°	2	☺	☺	☺	☺	☺			☺
	P4840P-3R-E67	4	6,5	2,8	0,4	11°	90°	3	☺	☺	☺	☺	☺			☺
	P4840P-4R-E67	4	7,8	3,4	0,48	11°	90°	4	☺	☺	☺	☺	☺			☺
	P4840P-5R-E67	4	9,56	4,1	0,59	11°	90°	5	☺	☺	☺	☺	☺			☺
	P4840P-6R-E67	4	11,75	4,9	0,7	11°	90°	6	☺	☺	☺	☺	☺			☺
	P4840P-7R-E67	4	14,03	5,5	0,8	11°	90°	7	☺	☺	☺	☺	☺			☺
	P4840P-8R-E67	4	16,5	5,5	1	11°	90°	8	☺	☺	☺	☺	☺			☺
	P4840P-1R-E77	4	4,55	2	0,29	11°	90°	1						☺	☺	
	P4840P-2R-E77	4	5,52	2,3	0,34	11°	90°	2					☺	☺		
	P4840P-3R-E77	4	6,5	2,8	0,4	11°	90°	3					☺	☺		
	P4840P-4R-E77	4	7,8	3,4	0,48	11°	90°	4					☺	☺		
	P4840P-5R-E77	4	9,56	4,1	0,59	11°	90°	5					☺	☺		
	P4840P-6R-E77	4	11,75	4,9	0,7	11°	90°	6					☺	☺		
	P4840P-7R-E77	4	14,03	5,5	0,8	11°	90°	7					☺	☺		
	P4840P-8R-E77	4	16,5	5,5	1	11°	90°	8					☺	☺		
	P4841P-1R-A57	4	4,55	2	0,29	11°	90°	1	☺	☺	☺	☺	☺			☺
	P4841P-2R-A57	4	5,52	2,3	0,34	11°	90°	2	☺	☺	☺	☺	☺			☺
	P4841P-3R-A57	4	6,5	2,8	0,4	11°	90°	3	☺	☺	☺	☺	☺			☺
	P4841P-4R-A57	4	7,8	3,4	0,48	11°	90°	4	☺	☺	☺	☺	☺			☺
	P4841P-5R-A57	4	9,56	4,1	0,59	11°	90°	5	☺	☺	☺	☺	☺			☺
	P4841P-6R-A57	4	11,75	4,9	0,7	11°	90°	6	☺	☺	☺	☺	☺			☺
	P4841P-7R-A57	4	14,03	5,5	0,8	11°	90°	7	☺	☺	☺	☺	☺			☺
	P4841P-8R-A57	4	16,5	5,5	1	11°	90°	8	☺	☺	☺	☺	☺			☺

刀具材质订购示例 WKP25S: P4840P-1R-A57 WKP25S


HC = 涂层硬质合金
HW = 无涂层硬质合金

正方形 P484 . Tiger-tec® Gold



可转位刀片

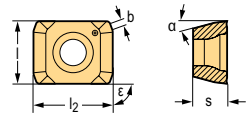
B1

牌号	切削刃数量	l mm	s mm	r mm	α	ε	规格	P		M		K		N		S
								HC	HW	HC	HW	HC	HW	HC	HW	
 P4841P-1R-E57	4	4,55	2	0,29	11°	90°	1	WKP25S	WKP35S	WSP45G	WSP45G	WKP25S	WKP35S	WN15	WN15	WSP45G
P4841P-2R-E57	4	5,52	2,3	0,34	11°	90°	2	☉	☉	☉	☉	☉	☉	☉	☉	☉
P4841P-3R-E57	4	6,5	2,8	0,4	11°	90°	3	☉	☉	☉	☉	☉	☉	☉	☉	☉
P4841P-4R-E57	4	7,8	3,4	0,48	11°	90°	4	☉	☉	☉	☉	☉	☉	☉	☉	☉
P4841P-5R-E57	4	9,56	4,1	0,59	11°	90°	5	☉	☉	☉	☉	☉	☉	☉	☉	☉
P4841P-6R-E57	4	11,75	4,9	0,7	11°	90°	6	☉	☉	☉	☉	☉	☉	☉	☉	☉
P4841P-7R-E57	4	14,03	5,5	0,8	11°	90°	7	☉	☉	☉	☉	☉	☉	☉	☉	☉
P4841P-8R-E57	4	16,5	5,5	1	11°	90°	8	☉	☉	☉	☉	☉	☉	☉	☉	☉


刀具材质订购示例 WKP25S: P4840P-1R-A57 WKP25S

 HC = 涂层硬质合金
HW = 无涂层硬质合金

矩形 LCGX



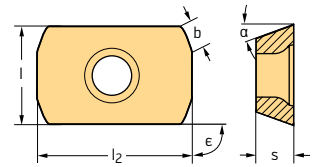
可转位刀片

牌号	切削刃数量	l mm	l ₂ mm	s mm	α	ε	b mm	N	
								HC	HW
 LCGX050203-E77	2	4	5,2	2,4	7°	90°	0,6	☉	☉
LCGX06T204-E77	2	5,2	6,6	2,8	7°	90°	0,8	☉	☉




刀具材质订购示例 WN15: LCGX050203-E77 WN15

 HC = 涂层硬质合金
HW = 无涂层硬质合金

矩形 LCMX Tiger-tec® Gold



可转位刀片

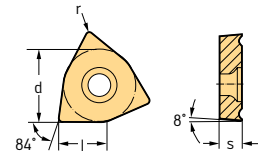
牌号	切削刃数量	l mm	l ₂ mm	s mm	α	ε	b mm	P			M		K		S
								WKP25S	WKP35S	WSP45G	WXP40	WSP45G	WXP40	WKP25S	WKP35S
 LCMX050203-B57	2	4	5.2	2.4	7°	90°	0.6	☉	☉	☉	☉	☉	☉	☉	☉
	LCMX06T204-B57	2	5.2	6.6	2.8	7°	90°	0.8	☉	☉	☉	☉	☉	☉	☉
 LCMX050203-D57	2	4	5.2	2.4	7°	90°	0.6	☉	☉	☉	☉	☉	☉	☉	☉
	LCMX06T204-D57	2	5.2	6.6	2.8	7°	90°	0.8	☉	☉	☉	☉	☉	☉	☉
 LCMX050203-E57	2	4	5.2	2.4	7°	90°	0.6	☉	☉	☉	☉	☉	☉	☉	☉
	LCMX06T204-E57	2	5.2	6.6	2.8	7°	90°	0.8	☉	☉	☉	☉	☉	☉	☉

刀具材质订购示例 WKP25S: LCMX050203-B57 WKP25S


HC = 涂层硬质合金

B1

三角形可转位刀片 WOEX / WOMX Tiger-tec® Gold



可转位刀片

牌号	切削刃数量	l mm	s mm	r mm	α	ε	P			M		K		S
							WKP25S	WKP35S	WSP45G	WXP40	WSP45G	WXP40	WAK15	WKP25S
 WOEX030204-E57	3	3.31	2.3	0.4	8°	84°	☉	☉	☉	☉			☉	☉
	WOEX040304-E57	3	4.2	3.2	0.4	8°	84°	☉	☉	☉	☉		☉	☉
	WOEX05T304-E57	3	5.29	3.8	0.4	8°	84°	☉	☉	☉	☉		☉	☉
	WOEX06T304-E57	3	6.62	3.8	0.4	8°	84°	☉	☉	☉	☉	☉	☉	☉
	WOEX080408-E57	3	7.94	4.8	0.8	8°	84°	☉	☉	☉	☉		☉	☉
	WOEX100508-E57	3	9.92	5.3	0.8	8°	84°	☉	☉	☉	☉		☉	☉
	WOEX120608-E57	3	11.64	6	0.8	8°	84°	☉	☉	☉	☉		☉	☉

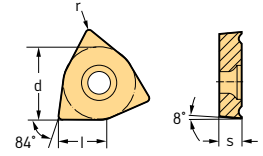
刀具材质订购示例 WKP35S: WOEX030204-E57 WKP35S

HC = 涂层硬质合金

三角形可转位刀片



WOEX / WOMX

Tiger-tec® Gold



可转位刀片

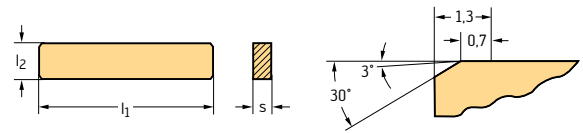
B1

牌号	切削刃数量	l mm	s mm	r mm	α	ε	P			M		K		S
							HC			HC		HC		HC
							WKP25S	WKP35S	WSP45G	WXP40	WSP45G	WXP40	WAK15	WKP25S
 WOMX030204-B57	3	3.31	2.3	0.4	8°	84°	⊕	⊕	⊕	⊕			⊕	⊕
WOMX040304-B57	3	4.2	3.2	0.4	8°	84°	⊕	⊕	⊕	⊕			⊕	⊕
WOMX05T304-B57	3	5.29	3.8	0.4	8°	84°	⊕	⊕	⊕	⊕			⊕	⊕
WOMX06T304-B57	3	6.62	3.8	0.4	8°	84°	⊕	⊕	⊕	⊕			⊕	⊕
WOMX080408-B57	3	7.94	4.8	0.8	8°	84°	⊕	⊕	⊕	⊕			⊕	⊕
WOMX100508-B57	3	9.92	5.3	0.8	8°	84°	⊕	⊕	⊕	⊕			⊕	⊕
WOMX120608-B57	3	11.64	6	0.8	8°	84°	⊕	⊕	⊕	⊕			⊕	⊕
 WOMX030204-D57	3	3.31	2.3	0.4	8°	84°	⊕	⊕	⊕	⊕			⊕	⊕
WOMX040304-D57	3	4.2	3.2	0.4	8°	84°	⊕	⊕	⊕	⊕			⊕	⊕
WOMX05T304-D57	3	5.29	3.8	0.4	8°	84°	⊕	⊕	⊕	⊕			⊕	⊕
WOMX06T304-D57	3	6.62	3.8	0.4	8°	84°	⊕	⊕	⊕	⊕	⊕		⊕	⊕
WOMX080408-D57	3	7.94	4.8	0.8	8°	84°	⊕	⊕	⊕	⊕	⊕	⊕	⊕	⊕
WOMX100508-D57	3	9.92	5.3	0.8	8°	84°	⊕	⊕	⊕	⊕	⊕	⊕	⊕	⊕
WOMX120608-D57	3	11.64	6	0.8	8°	84°	⊕	⊕	⊕	⊕	⊕	⊕	⊕	⊕

刀具材质订购示例 WKP35S: WOEX030204-E57 WKP35S

HC = 涂层硬质合金

正型刀片 P6500




可转位刀片

牌号	切削刃数量	l ₁ mm	l ₂ mm	s mm	倒角	P		K		
						WX P15	HC	WX K05	HC	
	P6500-1R-A88-E1	2	20	3	1,5	E1	☺			
	P6500-2R-A88-E1	2	20	4,5	4,5	E1	☺			
	P6500-4R-A88-E1	2	70	7	2,3	E1	☺			
	P6500-0R-B88-E1	2	20	2,5	1,2	E1	☺			
	P6500-1R-B88-E1	2	20	3	1,5	E1	☺	☺		
	P6500-2R-B88-E1	2	20	4,5	4,5	E1	☺	☺		
	P6500-4R-B88-E1	2	70	7	2,3	E1	☺	☺		
	P6500-1R-B88-E5	2	20	3	1,5	E5			☺	
	P6500-2R-B88-E5	2	20	4,5	4,5	E5			☺	
	P6500-4R-B88-E5	2	70	7	2,3	E5			☺	

HC = beschichtetes Hartmetall

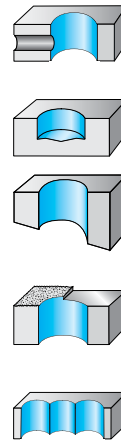
B1

B1



可转位刀片钻头

加工



钻头	3 x D _C	2 x D _C	3 x D _C	4 x D _C	5 x D _C
----	--------------------	--------------------	--------------------	--------------------	--------------------



订货号	D4170	D4120	D4120	D4120	D4120
-----	-------	-------	-------	-------	-------

高效的切削刃	1	1	1	1	1
--------	---	---	---	---	---

直径范围					
[mm]	65-80	13,5-59	13,5-59	17-59	17-59
[inch]		0,531-2,250	0,531-2,250	0,656-2,250	0,656-2,250

P 钢	●●	●●	●●	●●	●●
M 不锈钢	●●	●●	●●	●	●●
K 铸铁	●●	●●	●●	●●	●●
N 有色金属	●●	●●	●●	●●	●●
S 难切削材料	●●	●●	●●	●	●●
H 硬材料					
O 其他					

可转位刀片型号



P484 .C



P484 .P

切削刃数量	4	4	4	4	4
-------	---	---	---	---	---

目录中的页面	B 216	B 220	B 224	B 228	B 232
--------	-------	-------	-------	-------	-------

二维码

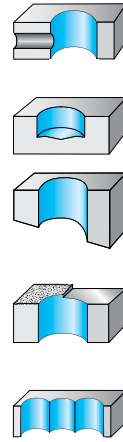


www.walter-tools.com/woc/	D4170	D4120	D4120	D4120	D4120
---------------------------	-------	-------	-------	-------	-------

可转位刀片钻头

加工

B1



钻头	2 x D _C	3 x D _C	4 x D _C	2 x D _C	2 x D _C
----	--------------------	--------------------	--------------------	--------------------	--------------------



订货号	D3120	D3120	D3120	B3212	B3212
-----	-------	-------	-------	-------	-------

高效的切削刃	1	1	1	1	1
--------	---	---	---	---	---

直径范围					
[mm]	16-42	16-58	16-42	10-18	
[inch]		0,750-1,500	0,750-1,500		0,391-0,625

P 钢	●●	●●	●●	●●	●●
M 不锈钢	●●	●●	●	●●	●●
K 铸铁	●●	●●	●●	●●	●●
N 有色金属	●●	●●	●●	●●	●●
S 难切削材料	●●	●●	●	●●	●●
H 硬材料					
O 其他					

可转位刀片型号					
					
		P284 S		LC	

切削刃数量	4	4	4	2	2
-------	---	---	---	---	---

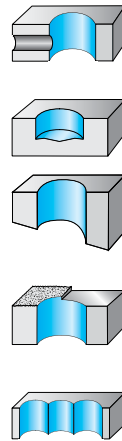
目录中的页面	B 254	B 256	B 262	B 266	B 268
--------	-------	-------	-------	-------	-------

二维码					
-----	---	---	--	---	---

www.walter-tools.com/woc/	D3120	D3120	D3120	B3212	B3212
--	-------	-------	-------	-------	-------

可转位刀片钻头

加工



钻头	3 x D _C	3 x D _C	4 x D _C
----	--------------------	--------------------	--------------------



订货号	B3213	B3213	B3214
-----	-------	-------	-------

高效的切削刃	1	1	1
--------	---	---	---

直径范围			
[mm]	10-18		10-18
[inch]		0,391-0,64	

P 钢	●●	●●	
M 不锈钢	●●	●●	
K 铸铁	●●	●●	●●
N 有色金属	●●	●●	●●
S 难切削材料	●●	●●	
H 硬材料			
O 其他			

可转位刀片型号



LC

切削刃数量	2	2	2
-------	---	---	---

目录中的页面	B 272	B 270	B 274
--------	-------	-------	-------

二维码



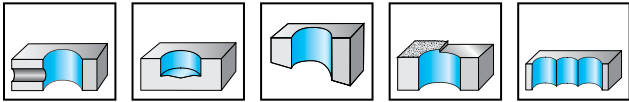
www.walter-tools.com/woc/	B3213	B3213	B3214
--	-------	-------	-------

带刀座的可转位刀片钻头

 D4170


D_c 65-80	$3 \times D_c$	$Z = 1$
----------------	----------------	---------

B1



	P	M	K	N	S	H	O
D4170	●●	●●	●●	●●	●●		

刀具	牌号	D_c mm	L_c mm	l_4 mm	d_1 mm	d_1	kg	可转位刀片 数量	型号
<p>Modular NCT adaptor</p>	D4170-03-65.00N8-P45	65	195	245	80	NCT 80	4,32	3 1	P484 . P-5R-... P484 . C-5R-...
	D4170-03-68.00N8-P46	68	204	254	80	NCT 80	4,68	3 1	P484 . P-6R-... P484 . C-6R-...
	D4170-03-70.00N8-P46	70	210	260	80	NCT 80	4,64	3 1	
	D4170-03-78.00N8-P46	78	234	284	80	NCT 80	6,13	3 1	
	D4170-03-80.00N8-P45	80	240	290	80	NCT 80	6,33	5 1	P484 . P-5R-... P484 . C-5R-...

注意：使用旋转式刀具钻通孔时，会产生一个圆片。圆片可能会飞出。请采取预防和保护措施！
刀体和备件包括在供货范围内

备件		65	68	70	78	80
	可转位刀片锁紧螺钉 紧固力矩	FS1453 (T15IP) 3.5 Nm	FS1453 (T15IP) 3.5 Nm	FS1453 (T15IP) 3.5 Nm	FS1453 (T15IP) 3.5 Nm	FS1453 (T15IP) 3.5 Nm
	径向调整螺钉	FS334 (SW 2)	FS334 (SW 2)	FS334 (SW 2)	FS334 (SW 2)	FS334 (SW 2)
	内刀夹	FR737C-5	FR743C-6	FR743C-6	FR743C-6	FR737C-5
	外刀夹 1	FR738P-5	FR744P-6	FR744P-6	FR744P-6	FR738P-5
	外刀夹 2	FR741P-5	FR745P-6	FR746P-6	FR748P-6	FR739P-5
	外刀夹 2 锁紧螺钉, 用于 紧固力矩	FS1149 (SW 4) 5 Nm	FS1149 (SW 4) 5 Nm	FS1149 (SW 4) 5 Nm	FS1149 (SW 4) 5 Nm	FS1149 (SW 4) 5 Nm
	外刀夹 2 锁紧螺钉, 用于 紧固力矩	FS966 (SW 5) 8 Nm	FS966 (SW 5) 8 Nm	FS966 (SW 5) 8 Nm	FS966 (SW 5) 8 Nm	FS966 (SW 5) 8 Nm

附件		D _c [mm]	65-80
	扭矩螺丝刀, 模拟型		FS2003
	扭矩螺丝刀, 数显型		FS2248
	可换扳手头		FS2014 (T15IP)
	外刀夹 2 ISO 2936 扳手, 用于		ISO2936-4 (SW 4)
	外刀夹 2 ISO 2936 扳手, 用于		ISO2936-5 (SW5)
	螺丝刀		FS1485 (T15IP)

在直径 D_c = 80 mm 的刀具中, 外刀座 1 (FR738P-5) 安装了三次

可转位刀片			P		M		K		N		S	
			HC		HC		HC		HC		HC	
			WKP25S	WKP35S	WSP45G	WXP40	WSP45G	WXP40	WKP25S	WKP35S	WNNI5	WSP45G
牌号	规格											
	P4840C-.R-E67	5-6	☒	☒	☒	☒	☒	☒	☒	☒	☒	☒
	P4840C-.R-E77	5-6	☒	☒	☒	☒	☒	☒	☒	☒	☒	☒
	P4841C-.R-A57	5-6	☒	☒	☒	☒	☒	☒	☒	☒	☒	☒
	P4841C-.R-E57	5-6	☒	☒	☒	☒	☒	☒	☒	☒	☒	☒
	P4840P-.R-A57	5-6	☒	☒	☒	☒	☒	☒	☒	☒	☒	☒
	P4840P-.R-E57	5-6	☒	☒	☒	☒	☒	☒	☒	☒	☒	☒
	P4840P-.R-E67	5-6	☒	☒	☒	☒	☒	☒	☒	☒	☒	☒
	P4840P-.R-E77	5-6	☒	☒	☒	☒	☒	☒	☒	☒	☒	☒
	P4841P-.R-A57	5-6	☒	☒	☒	☒	☒	☒	☒	☒	☒	☒
	P4841P-.R-E57	5-6	☒	☒	☒	☒	☒	☒	☒	☒	☒	☒

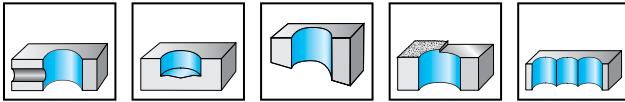
P48...C = 中心刀片
P48...P = 周边刀片

HC = 涂层硬质合金

B1

可转位刀片钻头

 D4120 mm

2×D_c
Z=1


D4120	P	M	K	N	S	H	O
-------	---	---	---	---	---	---	---

B1

刀具

	牌号	D _c mm	L _c mm	l ₄ mm	l ₅ mm	d ₁ mm	d ₄ mm	kg	可转位刀片 数量	型号
 Cylindrical shank with flat	D4120-02-13.50F20-P41	13,5	27	47	50	20	25	0,23	1 / 1	P484 . P-1R- ... P484 . C-1R- ...
	D4120-02-14.00F20-P41	14	28	48	50	20	25	0,19	1 / 1	
	D4120-02-14.50F20-P41	14,5	29	49	50	20	25	0,24	1 / 1	
	D4120-02-15.00F20-P41	15	30	50	50	20	25	0,24	1 / 1	
	D4120-02-15.50F20-P41	15,5	31	51	50	20	25	0,23	1 / 1	
 Cylindrical shank with flat	D4120-02-16.00F25-P41	16	32	57	56	25	35	0,4	1 / 1	P484 . P-2R- ... P484 . C-2R- ...
	D4120-02-16.50F25-P42	16,5	33	58	56	25	35	0,41	1 / 1	
	D4120-02-17.00F25-P42	17	34	59	56	25	35	0,41	1 / 1	
	D4120-02-17.50F25-P42	17,5	35	60	56	25	35	0,4	1 / 1	
	D4120-02-18.00F25-P42	18	36	61	56	25	35	0,42	1 / 1	
	D4120-02-18.50F25-P42	18,5	37	62	56	25	35	0,32	1 / 1	
	D4120-02-19.00F25-P42	19	38	63	56	25	35	0,42	1 / 1	
 Cylindrical shank with flat	D4120-02-19.50F25-P42	19,5	39	64	56	25	35	0,43	1 / 1	P484 . P-3R- ... P484 . C-3R- ...
	D4120-02-20.00F25-P42	20	40	65	56	25	35	0,43	1 / 1	
	D4120-02-20.50F25-P43	20,5	41	66	56	25	35	0,43	1 / 1	
	D4120-02-21.00F25-P43	21	42	67	56	25	35	0,4	1 / 1	
	D4120-02-21.50F25-P43	21,5	43	68	56	25	35	0,44	1 / 1	
	D4120-02-22.00F25-P43	22	44	69	56	25	35	0,44	1 / 1	
	D4120-02-22.50F25-P43	22,5	45	70	56	25	35	0,45	1 / 1	
 Cylindrical shank with flat	D4120-02-23.00F25-P43	23	46	71	56	25	35	0,48	1 / 1	P484 . P-4R- ... P484 . C-4R- ...
	D4120-02-23.50F25-P43	23,5	47	72	56	25	35	0,46	1 / 1	
	D4120-02-24.00F25-P43	24	48	73	56	25	35	0,48	1 / 1	
	D4120-02-24.50F25-P44	24,5	49	74	56	25	35	0,47	1 / 1	
	D4120-02-25.00F25-P44	25	50	75	56	25	35	0,42	1 / 1	
	D4120-02-25.50F32-P44	25,5	51	83	60	32	42	0,76	1 / 1	
	D4120-02-26.00F32-P44	26	52	84	60	32	42	0,72	1 / 1	
	D4120-02-26.50F32-P44	26,5	53	85	60	32	42	0,78	1 / 1	
	D4120-02-27.00F32-P44	27	54	86	60	32	42	0,77	1 / 1	
	D4120-02-27.50F32-P44	27,5	55	87	60	32	42	0,8	1 / 1	
 Cylindrical shank with flat	D4120-02-28.00F32-P44	28	56	88	60	32	42	0,81	1 / 1	P484 . P-5R- ... P484 . C-5R- ...
	D4120-02-28.50F32-P44	28,5	57	89	60	32	42	0,74	1 / 1	
	D4120-02-29.00F32-P44	29	58	90	60	32	42	0,81	1 / 1	
	D4120-02-29.50F32-P45	29,5	59	91	60	32	42	0,83	1 / 1	
	D4120-02-30.00F32-P45	30	60	92	60	32	42	0,77	1 / 1	
	D4120-02-31.00F32-P45	31	62	94	60	32	42	0,87	1 / 1	
	D4120-02-32.00F32-P45	32	64	96	60	32	42	0,82	1 / 1	
	D4120-02-33.00F32-P45	33	66	98	60	32	42	0,91	1 / 1	
D4120-02-34.00F32-P45	34	68	100	60	32	42	0,94	1 / 1		
D4120-02-35.00F32-P45	35	70	102	60	32	42	0,97	1 / 1		

刀体和备件包括在供货范围内

WALTER SELECT

机床、夹具和工件系统的稳定性 → 良好的 = → 一般的 = → 不利的 =

备件

	D _c [mm]	13,5-16	16,5-20	20,5-24	24,5-29	29,5-35	36-42	43-59
	可转位刀片锁紧螺钉 紧固力矩	FS1453 (T15IP) 3,5 Nm	FS1495 (T20IP) 5 Nm	FS2120 (T6IP) 0,4 Nm	FS2111 (T7IP) 0,9 Nm	FS1454 (T8IP) 1,2 Nm	FS1457 (T9IP) 2 Nm	FS2080 (T15IP) 2,5 Nm

附件

	D _c [mm]	13,5-16	16,5-20	20,5-24	24,5-29	29,5-42	43-59
	扭矩螺丝刀, 模拟型	FS2003	FS2001	FS2001	FS2001	FS2003	FS2003
	扭矩螺丝刀, 数显型	FS2248			FS2248	FS2248	FS2248
	可换扳手头	FS2015 (T20IP)	FS2085 (T6IP)	FS2011 (T7IP)	FS2012 (T8IP)	FS2013 (T9IP)	FS2014 (T15IP)
	螺丝刀	FS1486 (T20IP)	FS2086 (T6IP)	FS2088 (T7IP)	FS1483 (T8IP)	FS1484 (T9IP)	FS1485 (T15IP)

可转位刀片

牌号	规格	P		M		K		N	S	
		HC		HC		HC		HC	HC	
		WKP25S	WKP35S	WSP45G	WXP40	WSP45G	WXP40	WKP25S	WKP35S	WNN15
	P4840C-R-E67	☒	☒	☒	☒	☒	☒	☒	☒	☒
	P4840C-R-E77	☒	☒	☒	☒	☒	☒	☒	☒	☒
	P4841C-R-A57	☒	☒	☒	☒	☒	☒	☒	☒	☒
	P4841C-R-E57	☒	☒	☒	☒	☒	☒	☒	☒	☒
	P4840P-R-A57	☒	☒	☒	☒	☒	☒	☒	☒	☒
	P4840P-R-E57	☒	☒	☒	☒	☒	☒	☒	☒	☒
	P4840P-R-E67	☒	☒	☒	☒	☒	☒	☒	☒	☒
	P4840P-R-E77	☒	☒	☒	☒	☒	☒	☒	☒	☒
	P4841P-R-A57	☒	☒	☒	☒	☒	☒	☒	☒	☒
	P4841P-R-E57	☒	☒	☒	☒	☒	☒	☒	☒	☒

HC = 涂层硬质合金

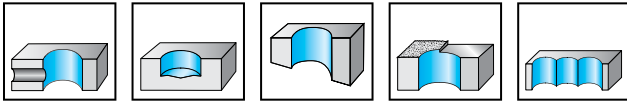
B 1

可转位刀片钻头

 D4120 mm

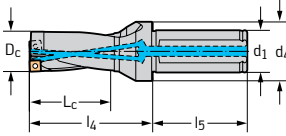
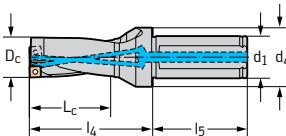
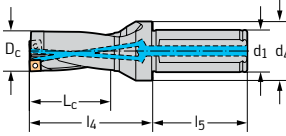
2×D_C
Z = 1

B1



D4120	P	M	K	N	S	H	O
	●●	●●	●●	●●	●●		

刀具

	牌号	D _c mm	L _c mm	l ₄ mm	l ₅ mm	d ₁ mm	d ₄ mm	kg	可转位刀片 数量	型号
 Cylindrical shank with flat	D4120-02-36.00F32-P46	36	72	104	60	32	42	0,96	1 / 1	P484 . P-6R- ... P484 . C-6R- ...
	D4120-02-37.00F40-P46	37	74	114	70	40	50	1,48	1 / 1	
	D4120-02-38.00F40-P46	38	76	116	70	40	50	1,52	1 / 1	
	D4120-02-39.00F40-P46	39	78	118	70	40	50	1,55	1 / 1	
	D4120-02-40.00F40-P46	40	80	120	70	40	50	1,45	1 / 1	
	D4120-02-41.00F40-P46	41	82	122	70	40	50	1,64	1 / 1	
 Cylindrical shank with flat	D4120-02-42.00F40-P46	42	84	124	70	40	50	1,67	1 / 1	P484 . P-7R- ... P484 . C-7R- ...
	D4120-02-43.00F40-P47	43	86	126	70	40	50	1,67	1 / 1	
	D4120-02-44.00F40-P47	44	88	128	70	40	50	1,71	1 / 1	
	D4120-02-45.00F40-P47	45	90	130	70	40	50	1,76	1 / 1	
	D4120-02-46.00F40-P47	46	92	132	70	40	50	1,81	1 / 1	
	D4120-02-47.00F40-P47	47	94	134	70	40	50	1,84	1 / 1	
	D4120-02-48.00F40-P47	48	96	136	70	40	50	1,91	1 / 1	
	D4120-02-49.00F40-P47	49	98	138	70	40	50	1,9	1 / 1	
 Cylindrical shank with flat	D4120-02-50.00F40-P47	50	100	140	70	40	50	2,01	1 / 1	P484 . P-8R- ... P484 . C-8R- ...
	D4120-02-51.00F40-P48	51	102	142	70	40	50	2,09	1 / 1	
	D4120-02-52.00F40-P48	52	104	144	70	40	50	2,04	1 / 1	
	D4120-02-53.00F40-P48	53	106	146	70	40	50	2,21	1 / 1	
	D4120-02-54.00F40-P48	54	108	148	70	40	50	2,28	1 / 1	
	D4120-02-55.00F40-P48	55	110	150	70	40	50	2,35	1 / 1	
	D4120-02-56.00F40-P48	56	112	152	70	40	50	2,42	1 / 1	
	D4120-02-57.00F40-P48	57	114	154	70	40	50	2,5	1 / 1	
	D4120-02-58.00F40-P48	58	116	156	70	40	50	2,57	1 / 1	
	D4120-02-59.00F40-P48	59	118	158	70	40	50	2,65	1 / 1	

刀体和备件包括在供货范围内

备件

	D _c [mm]	13,5-16	16,5-20	20,5-24	24,5-29	29,5-35	36-42	43-59
	可转位刀片锁紧螺钉 紧固力矩	FS1453 (T15IP) 3,5 Nm	FS1495 (T20IP) 5 Nm	FS2120 (T6IP) 0,4 Nm	FS2111 (T7IP) 0,9 Nm	FS1454 (T8IP) 1,2 Nm	FS1457 (T9IP) 2 Nm	FS2080 (T15IP) 2,5 Nm

附件

	D _c [mm]	13,5-16	16,5-20	20,5-24	24,5-29	29,5-42	43-59
	扭矩螺丝刀, 模拟型	FS2003	FS2001	FS2001	FS2001	FS2003	FS2003
	扭矩螺丝刀, 数显型	FS2248			FS2248	FS2248	FS2248
	可换扳手头	FS2015 (T20IP)	FS2085 (T6IP)	FS2011 (T7IP)	FS2012 (T8IP)	FS2013 (T9IP)	FS2014 (T15IP)
	螺丝刀	FS1486 (T20IP)	FS2086 (T6IP)	FS2088 (T7IP)	FS1483 (T8IP)	FS1484 (T9IP)	FS1485 (T15IP)

可转位刀片

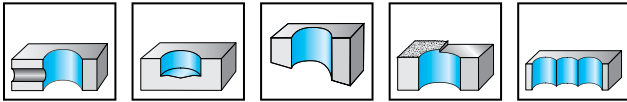
牌号	规格	P		M		K		N	S
		HC		HC		HC		HC	HC
		WKP25S	WKP35S	WSP45G	WXP40	WSP45G	WXP40	WKP25S	WKP35S
	P4840C-R-E67	☒	☒	☒	☒	☒	☒	☒	☒
	P4840C-R-E77	☒	☒	☒	☒	☒	☒	☒	☒
	P4841C-R-A57	☒	☒	☒	☒	☒	☒	☒	☒
	P4841C-R-E57	☒	☒	☒	☒	☒	☒	☒	☒
	P4840P-R-A57	☒	☒	☒	☒	☒	☒	☒	☒
	P4840P-R-E57	☒	☒	☒	☒	☒	☒	☒	☒
	P4840P-R-E67	☒	☒	☒	☒	☒	☒	☒	☒
	P4840P-R-E77	☒	☒	☒	☒	☒	☒	☒	☒
	P4841P-R-A57	☒	☒	☒	☒	☒	☒	☒	☒
	P4841P-R-E57	☒	☒	☒	☒	☒	☒	☒	☒

HC = 涂层硬质合金

B 1

可转位刀片钻头

 D4120 mm

3×D_C
Z=1


D4120	●●	●●	●●	●●	●●	●●	●●
-------	----	----	----	----	----	----	----

B1

刀具

	牌号	D _c mm	L _c mm	l ₄ mm	l ₅ mm	d ₁ mm	d ₄ mm	kg	可转位刀片 数量	型号
 Cylindrical shank with flat	D4120-03-13.50F20-P41	13,5	40,5	60,5	50	20	25	0,16	1 / 1	P484 . P-1R- ... P484 . C-1R- ...
	D4120-03-14.00F20-P41	14	42	62	50	20	25	0,17	1 / 1	
	D4120-03-14.50F20-P41	14,5	43,5	63,5	50	20	25	0,24	1 / 1	
	D4120-03-15.00F20-P41	15	45	65	50	20	25	0,2	1 / 1	
	D4120-03-15.50F20-P41	15,5	46,5	66,5	50	20	25	0,25	1 / 1	
 Cylindrical shank with flat	D4120-03-16.00F25-P41	16	48	73	56	25	35	0,38	1 / 1	P484 . P-2R- ... P484 . C-2R- ...
	D4120-03-16.50F25-P42	16,5	49,5	75	56	25	35	0,42	1 / 1	
	D4120-03-17.00F25-P42	17	51	76	56	25	35	0,35	1 / 1	
	D4120-03-17.50F25-P42	17,5	52,5	77,5	56	25	35	0,43	1 / 1	
	D4120-03-18.00F25-P42	18	54	79	56	25	35	0,44	1 / 1	
 Cylindrical shank with flat	D4120-03-18.50F25-P42	18,5	55,5	80,5	56	25	35	0,39	1 / 1	P484 . P-3R- ... P484 . C-3R- ...
	D4120-03-19.00F25-P42	19	57	82	56	25	35	0,45	1 / 1	
	D4120-03-19.50F25-P42	19,5	58,5	84	56	25	35	0,46	1 / 1	
	D4120-03-20.00F25-P42	20	60	85	56	25	35	0,46	1 / 1	
	D4120-03-20.50F25-P43	20,5	61,5	87	56	25	35	0,45	1 / 1	
 Cylindrical shank with flat	D4120-03-21.00F25-P43	21	63	88	56	25	35	0,39	1 / 1	P484 . P-3R- ... P484 . C-3R- ...
	D4120-03-21.50F25-P43	21,5	64,5	90	56	25	35	0,48	1 / 1	
	D4120-03-22.00F25-P43	22	66	91	56	25	35	0,48	1 / 1	
	D4120-03-22.50F25-P43	22,5	67,5	93	56	25	35	0,49	1 / 1	
	D4120-03-23.00F25-P43	23	69	94	56	25	35	0,47	1 / 1	
 Cylindrical shank with flat	D4120-03-23.50F25-P43	23,5	70,5	96	56	25	35	0,51	1 / 1	P484 . P-4R- ... P484 . C-4R- ...
	D4120-03-24.00F25-P43	24	72	97	56	25	35	0,52	1 / 1	
	D4120-03-24.50F25-P44	24,5	73,5	99	56	25	35	0,52	1 / 1	
	D4120-03-25.00F25-P44	25	75	100	56	25	35	0,43	1 / 1	
	D4120-03-25.50F32-P44	25,5	76,5	109	60	32	42	0,83	1 / 1	
 Cylindrical shank with flat	D4120-03-26.00F32-P44	26	78	110	60	32	42	0,84	1 / 1	P484 . P-5R- ... P484 . C-5R- ...
	D4120-03-26.50F32-P44	26,5	79,5	112	60	32	42	0,84	1 / 1	
	D4120-03-27.00F32-P44	27	81	113	60	32	42	0,85	1 / 1	
	D4120-03-27.50F32-P44	27,5	82,5	115	60	32	42	0,87	1 / 1	
	D4120-03-28.00F32-P44	28	84	116	60	32	42	0,89	1 / 1	
 Cylindrical shank with flat	D4120-03-28.50F32-P44	28,5	85,5	118	60	32	42	0,91	1 / 1	P484 . P-5R- ... P484 . C-5R- ...
	D4120-03-29.00F32-P44	29	87	119	60	32	42	0,92	1 / 1	
	D4120-03-29.50F32-P45	29,5	88,5	121	60	32	42	0,93	1 / 1	
	D4120-03-30.00F32-P45	30	90	122	60	32	42	0,94	1 / 1	
	D4120-03-31.00F32-P45	31	93	125	60	32	42	0,95	1 / 1	
	D4120-03-32.00F32-P45	32	96	128	60	32	42	1	1 / 1	
	D4120-03-33.00F32-P45	33	99	131	60	32	42	1,03	1 / 1	
D4120-03-34.00F32-P45	34	102	134	60	32	42	1,07	1 / 1		
D4120-03-35.00F32-P45	35	105	137	60	32	42	1,12	1 / 1		

刀体和备件包括在供货范围内

WALTER SELECT

机床、夹具和工件系统的稳定性

→ 良好的 =

→ 一般的 =

→ 不利的 =

备件

D _c [mm]	13,5-16	16,5-20	20,5-24	24,5-29	29,5-35	36-42	43-59
可转位刀片锁紧螺钉 紧固力矩	FS1453 (T15IP) 3,5 Nm	FS1495 (T20IP) 5 Nm	FS2120 (T6IP) 0,4 Nm	FS2111 (T7IP) 0,9 Nm	FS1454 (T8IP) 1,2 Nm	FS1457 (T9IP) 2 Nm	FS2080 (T15IP) 2,5 Nm

附件

D _c [mm]	13,5-16	16,5-20	20,5-24	24,5-29	29,5-42	43-59
扭矩螺丝刀, 模拟型	FS2003	FS2001	FS2001	FS2001	FS2003	FS2003
扭矩螺丝刀, 数显型	FS2248			FS2248	FS2248	FS2248
可换扳手头	FS2015 (T20IP)	FS2085 (T6IP)	FS2011 (T7IP)	FS2012 (T8IP)	FS2013 (T9IP)	FS2014 (T15IP)
螺丝刀	FS1486 (T20IP)	FS2086 (T6IP)	FS2088 (T7IP)	FS1483 (T8IP)	FS1484 (T9IP)	FS1485 (T15IP)

可转位刀片

牌号	规格	P		M		K		N	S
		HC		HC		HC		HC	HC
		WKP25S	WKP35S	WSP45G	WXP40	WSP45G	WXP40	WKP25S	WKP35S
	P4840C-.R-E67	☒	☒	☒	☒	☒	☒		
	P4840C-.R-E77							☒	
	P4841C-.R-A57	☒	☒	☒	☒	☒	☒		☒
	P4841C-.R-E57	☒	☒	☒	☒	☒	☒		☒
	P4840P-.R-A57	☒	☒	☒			☒	☒	☒
	P4840P-.R-E57	☒	☒	☒	☒		☒	☒	☒
	P4840P-.R-E67	☒	☒	☒	☒		☒	☒	☒
	P4840P-.R-E77							☒	
	P4841P-.R-A57	☒	☒	☒	☒		☒	☒	☒
	P4841P-.R-E57	☒	☒	☒	☒		☒	☒	☒

HC = 涂层硬质合金

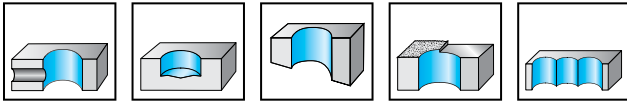
B 1

可转位刀片钻头

 D4120 mm

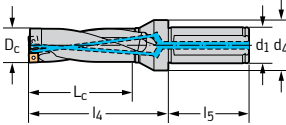
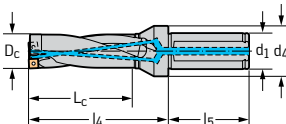
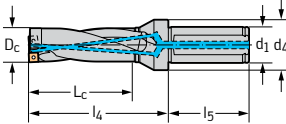
3×D_C
Z = 1

B1



D4120	P	M	K	N	S	H	O
	●●	●●	●●	●●	●●		

刀具

	牌号	D _c mm	L _c mm	l ₄ mm	l ₅ mm	d ₁ mm	d ₄ mm	kg	可转位刀片 数量	型号
 Cylindrical shank with flat	D4120-03-36.00F32-P46	36	108	140	60	32	42	1,02	1 / 1	P484 . P-6R- ... P484 . C-6R- ...
	D4120-03-37.00F40-P46	37	111	151	70	40	50	1,68	1 / 1	
	D4120-03-38.00F40-P46	38	114	154	70	40	50	1,17	1 / 1	
	D4120-03-39.00F40-P46	39	117	157	70	40	50	1,76	1 / 1	
	D4120-03-40.00F40-P46	40	120	160	70	40	50	1,82	1 / 1	
	D4120-03-41.00F40-P46	41	123	163	70	40	50	1,88	1 / 1	
 Cylindrical shank with flat	D4120-03-42.00F40-P46	42	126	166	70	40	50	1,94	1 / 1	P484 . P-7R- ... P484 . C-7R- ...
	D4120-03-43.00F40-P47	43	129	169	70	40	50	1,98	1 / 1	
	D4120-03-44.00F40-P47	44	132	172	70	40	50	2,03	1 / 1	
	D4120-03-45.00F40-P47	45	135	175	70	40	50	2,11	1 / 1	
	D4120-03-46.00F40-P47	46	138	178	70	40	50	2,17	1 / 1	
	D4120-03-47.00F40-P47	47	141	181	70	40	50	2,25	1 / 1	
 Cylindrical shank with flat	D4120-03-48.00F40-P47	48	144	184	70	40	50	2,34	1 / 1	P484 . P-8R- ... P484 . C-8R- ...
	D4120-03-49.00F40-P47	49	147	187	70	40	50	2,41	1 / 1	
	D4120-03-50.00F40-P47	50	150	190	70	40	50	2,5	1 / 1	
	D4120-03-51.00F40-P48	51	153	193	70	40	50	2,53	1 / 1	
	D4120-03-52.00F40-P48	52	156	196	70	40	50	2,6	1 / 1	
	D4120-03-53.00F40-P48	53	159	199	70	40	50	2,7	1 / 1	
	D4120-03-54.00F40-P48	54	162	202	70	40	50	2,8	1 / 1	
	D4120-03-55.00F40-P48	55	165	205	70	40	50	2,9	1 / 1	
	D4120-03-56.00F40-P48	56	168	208	70	40	50	3	1 / 1	
	D4120-03-57.00F40-P48	57	171	211	70	40	50	3,12	1 / 1	
	D4120-03-58.00F40-P48	58	174	214	70	40	50	3,23	1 / 1	
	D4120-03-59.00F40-P48	59	177	217	70	40	50	3,36	1 / 1	

刀体和备件包括在供货范围内

备件

D _c [mm]	13,5-16	16,5-20	20,5-24	24,5-29	29,5-35	36-42	43-59
可转位刀片锁紧螺钉 紧固力矩	FS1453 (T15IP) 3,5 Nm	FS1495 (T20IP) 5 Nm	FS2120 (T6IP) 0,4 Nm	FS2111 (T7IP) 0,9 Nm	FS1454 (T8IP) 1,2 Nm	FS1457 (T9IP) 2 Nm	FS2080 (T15IP) 2,5 Nm

附件

D _c [mm]	13,5-16	16,5-20	20,5-24	24,5-29	29,5-42	43-59
扭矩螺丝刀, 模拟型	FS2003	FS2001	FS2001	FS2001	FS2003	FS2003
扭矩螺丝刀, 数显型	FS2248			FS2248	FS2248	FS2248
可换扳手头	FS2015 (T20IP)	FS2085 (T6IP)	FS2011 (T7IP)	FS2012 (T8IP)	FS2013 (T9IP)	FS2014 (T15IP)
螺丝刀	FS1486 (T20IP)	FS2086 (T6IP)	FS2088 (T7IP)	FS1483 (T8IP)	FS1484 (T9IP)	FS1485 (T15IP)

可转位刀片

牌号	规格	P		M		K		N	S
		HC		HC		HC		HC	HC
		WKP25S	WKP35S	WSP45G	WXP40	WSP45G	WXP40	WKP25S	WKP35S
	P4840C-.R-E67	☒	☒	☒	☒	☒	☒	☒	☒
	P4840C-.R-E77	☒	☒	☒	☒	☒	☒	☒	☒
	P4841C-.R-A57	☒	☒	☒	☒	☒	☒	☒	☒
	P4841C-.R-E57	☒	☒	☒	☒	☒	☒	☒	☒
	P4840P-.R-A57	☒	☒	☒	☒	☒	☒	☒	☒
	P4840P-.R-E57	☒	☒	☒	☒	☒	☒	☒	☒
	P4840P-.R-E67	☒	☒	☒	☒	☒	☒	☒	☒
	P4840P-.R-E77	☒	☒	☒	☒	☒	☒	☒	☒
	P4841P-.R-A57	☒	☒	☒	☒	☒	☒	☒	☒
	P4841P-.R-E57	☒	☒	☒	☒	☒	☒	☒	☒

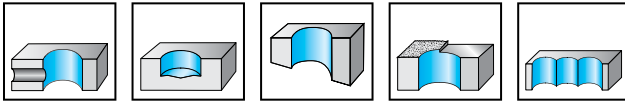
HC = 涂层硬质合金

B 1

可转位刀片钻头

 D4120 mm


4×D _c	Z = 1
------------------	-------



D4120	P	M	K	N	S	H	O
	●●	●	●●	●●	●		

B1

刀具

	牌号	D _c mm	L _c mm	l ₄ mm	l ₅ mm	d ₁ mm	d ₄ mm	kg	可转位刀片 数量	型号
<p>Cylindrical shank with flat</p>	D4120-04-17.00F25-P42	17	68	93	56	25	35	0,45	1 / 1	P484 . P-2R- ... P484 . C-2R- ...
	D4120-04-18.00F25-P42	18	72	97	56	25	35	0,46	1 / 1	
	D4120-04-19.00F25-P42	19	76	101	56	25	35	0,47	1 / 1	
	D4120-04-20.00F25-P42	20	80	105	56	25	35	0,49	1 / 1	
<p>Cylindrical shank with flat</p>	D4120-04-21.00F25-P43	21	84	109	56	25	35	0,49	1 / 1	P484 . P-3R- ... P484 . C-3R- ...
	D4120-04-22.00F25-P43	22	88	113	56	25	35	0,53	1 / 1	
	D4120-04-23.00F25-P43	23	92	117	56	25	35	0,55	1 / 1	
	D4120-04-24.00F25-P43	24	96	121	56	25	35	0,57	1 / 1	
<p>Cylindrical shank with flat</p>	D4120-04-25.00F25-P44	25	100	125	56	25	35	0,58	1 / 1	P484 . P-4R- ... P484 . C-4R- ...
	D4120-04-26.00F32-P44	26	104	136	60	32	42	0,89	1 / 1	
	D4120-04-27.00F32-P44	27	108	140	60	32	42	0,93	1 / 1	
	D4120-04-28.00F32-P44	28	112	144	60	32	42	0,96	1 / 1	
	D4120-04-29.00F32-P44	29	116	148	60	32	42	1	1 / 1	
<p>Cylindrical shank with flat</p>	D4120-04-30.00F32-P45	30	120	152	60	32	42	1,02	1 / 1	P484 . P-5R- ... P484 . C-5R- ...
	D4120-04-31.00F32-P45	31	124	156	60	32	42	1,07	1 / 1	
	D4120-04-32.00F32-P45	32	128	160	60	32	42	1,1	1 / 1	
	D4120-04-33.00F32-P45	33	132	164	60	32	42	1,17	1 / 1	
	D4120-04-34.00F32-P45	34	136	168	60	32	42	1,18	1 / 1	
	D4120-04-35.00F32-P45	35	140	172	60	32	42	1,28	1 / 1	
<p>Cylindrical shank with flat</p>	D4120-04-36.00F32-P46	36	144	176	60	32	42	1,26	1 / 1	P484 . P-6R- ... P484 . C-6R- ...
	D4120-04-37.00F40-P46	37	148	188	70	40	50	1,82	1 / 1	
	D4120-04-38.00F40-P46	38	152	192	70	40	50	1,19	1 / 1	
	D4120-04-39.00F40-P46	39	156	196	70	40	50	1,96	1 / 1	
	D4120-04-40.00F40-P46	40	160	200	70	40	50	2,04	1 / 1	
	D4120-04-41.00F40-P46	41	164	204	70	40	50	2,21	1 / 1	
<p>Cylindrical shank with flat</p>	D4120-04-42.00F40-P46	42	168	208	70	40	50	2,2	1 / 1	P484 . P-7R- ... P484 . C-7R- ...
	D4120-04-43.00F40-P47	43	172	212	70	40	50	2,23	1 / 1	
	D4120-04-44.00F40-P47	44	176	216	70	40	50	2,32	1 / 1	
	D4120-04-45.00F40-P47	45	180	220	70	40	50	2,4	1 / 1	
	D4120-04-46.00F40-P47	46	184	224	70	40	50	2,5	1 / 1	
	D4120-04-47.00F40-P47	47	188	228	70	40	50	2,62	1 / 1	
	D4120-04-48.00F40-P47	48	192	232	70	40	50	2,7	1 / 1	
	D4120-04-49.00F40-P47	49	196	236	70	40	50	2,84	1 / 1	
	D4120-04-50.00F40-P47	50	200	240	70	40	50	2,95	1 / 1	

备件

D _c [mm]	17-20	21-24	25-29	30-35	36-42	43-59
可转位刀片锁紧螺钉 紧固力矩	FS2111 (T7IP) 0,9 Nm	FS1454 (T8IP) 1,2 Nm	FS1457 (T9IP) 2 Nm	FS2080 (T15IP) 2,5 Nm	FS1453 (T15IP) 3,5 Nm	FS1495 (T20IP) 5 Nm

附件

D _c [mm]	17-20	21-24	25-29	30-42	43-59
扭矩螺丝刀, 模拟型	FS2001	FS2001	FS2003	FS2003	FS2003
扭矩螺丝刀, 数显型		FS2248	FS2248	FS2248	FS2248
可换扳手头	FS2011 (T7IP)	FS2012 (T8IP)	FS2013 (T9IP)	FS2014 (T15IP)	FS2015 (T20IP)
螺丝刀	FS2088 (T7IP)	FS1483 (T8IP)	FS1484 (T9IP)	FS1485 (T15IP)	FS1486 (T20IP)

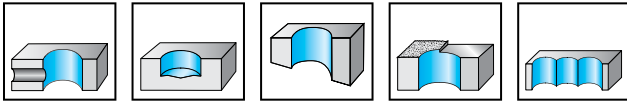
可转位刀片

牌号	规格	P		M		K		N	S
		HC		HC		HC		HC	HC
		WKP25S	WKP35S	WSP45G	WXP40	WSP45G	WXP40	WKP25S	WKP35S
	P4840C-.R-E67	☒	☒	☒	☒	☒	☒	☒	☒
	P4840C-.R-E77	☒	☒	☒	☒	☒	☒	☒	☒
	P4841C-.R-A57	☒	☒	☒	☒	☒	☒	☒	☒
	P4841C-.R-E57	☒	☒	☒	☒	☒	☒	☒	☒
	P4840P-.R-A57	☒	☒	☒	☒	☒	☒	☒	☒
	P4840P-.R-E57	☒	☒	☒	☒	☒	☒	☒	☒
	P4840P-.R-E67	☒	☒	☒	☒	☒	☒	☒	☒
	P4840P-.R-E77	☒	☒	☒	☒	☒	☒	☒	☒
	P4841P-.R-A57	☒	☒	☒	☒	☒	☒	☒	☒
	P4841P-.R-E57	☒	☒	☒	☒	☒	☒	☒	☒
	P4841P-.R-E77	☒	☒	☒	☒	☒	☒	☒	☒

HC = 涂层硬质合金

可转位刀片钻头

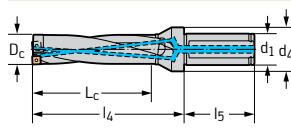
 D4120 mm

4×D_C
Z = 1


	P	M	K	N	S	H	O
D4120	●●	●	●●	●●	●		

B1

刀具



Cylindrical shank with flat

牌号	D _c mm	L _c mm	l ₄ mm	l ₅ mm	d ₁ mm	d ₄ mm	kg	可转位刀片 数量	型号
D4120-04-51.00F40-P48	51	204	244	70	40	50	2,98	1 / 1	P484 . P-8R-...
D4120-04-52.00F40-P48	52	208	248	70	40	50	3,11	1 / 1	P484 . C-8R-...
D4120-04-53.00F40-P48	53	212	252	70	40	50	3,25	1 / 1	
D4120-04-54.00F40-P48	54	216	256	70	40	50	3,32	1 / 1	
D4120-04-55.00F40-P48	55	220	260	70	40	50	3,44	1 / 1	
D4120-04-56.00F40-P48	56	224	264	70	40	50	3,6	1 / 1	
D4120-04-57.00F40-P48	57	228	268	70	40	50	3,8	1 / 1	
D4120-04-58.00F40-P48	58	232	272	70	40	50	3,97	1 / 1	
D4120-04-59.00F40-P48	59	236	276	70	40	50	4,09	1 / 1	

备件

D _c [mm]	17-20	21-24	25-29	30-35	36-42	43-59
可转位刀片锁紧螺钉 紧固力矩	FS2111 (T7IP) 0,9 Nm	FS1454 (T8IP) 1,2 Nm	FS1457 (T9IP) 2 Nm	FS2080 (T15IP) 2,5 Nm	FS1453 (T15IP) 3,5 Nm	FS1495 (T20IP) 5 Nm

附件

D _c [mm]	17-20	21-24	25-29	30-42	43-59
扭矩螺丝刀, 模拟型	FS2001	FS2001	FS2003	FS2003	FS2003
扭矩螺丝刀, 数显型		FS2248	FS2248	FS2248	FS2248
可换扳手头	FS2011 (T7IP)	FS2012 (T8IP)	FS2013 (T9IP)	FS2014 (T15IP)	FS2015 (T20IP)
螺丝刀	FS2088 (T7IP)	FS1483 (T8IP)	FS1484 (T9IP)	FS1485 (T15IP)	FS1486 (T20IP)

可转位刀片

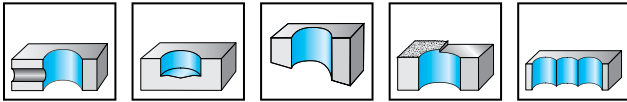
牌号	规格	P		M		K		N	S		
		HC	HC	HC	HC	HC	HC				
		WKP25S	WKP35S	WSP45G	WXP40	WSP45G	WXP40	WKP25S	WKP35S	WNI15	WSP45G
	P4840C-.R-E67	☒	☒	☒	☒	☒	☒	☒	☒		☒
	P4840C-.R-E77									☒	
	P4841C-.R-A57	☒	☒	☒	☒	☒	☒	☒	☒		☒
	P4841C-.R-E57	☒	☒	☒	☒	☒	☒	☒	☒		☒
	P4840P-.R-A57	☒	☒	☒	☒			☒	☒		☒
	P4840P-.R-E57	☒	☒	☒	☒			☒	☒		☒
	P4840P-.R-E67	☒	☒	☒	☒			☒	☒		☒
	P4840P-.R-E77									☒	
	P4841P-.R-A57	☒	☒	☒	☒			☒	☒		☒
	P4841P-.R-E57	☒	☒	☒	☒			☒	☒		☒

HC = 涂层硬质合金

B1

可转位刀片钻头

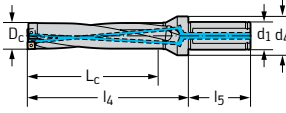
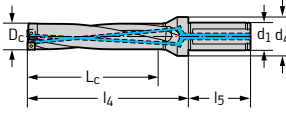
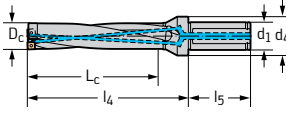
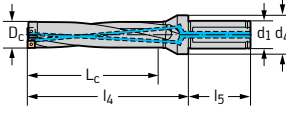
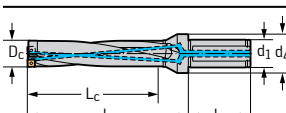
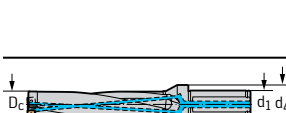
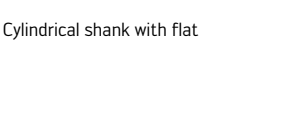

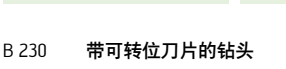
 D4120 mm

5×D_C
Z = 1


D4120	●●	●●	●●	●●	●●	●●	●●
-------	----	----	----	----	----	----	----

B1

刀具

牌号	D _C mm	L _C mm	l ₄ mm	l ₅ mm	d ₁ mm	d ₄ mm	kg	可转位刀片 数量	型号
 Cylindrical shank with flat	D4120-05-17.00F25-P42	17	85	110	56	25	0,39	1 / 1	P484 . P-2R- ... P484 . C-2R- ...
	D4120-05-18.00F25-P42	18	90	115	56	25	0,47	1 / 1	
	D4120-05-19.00F25-P42	19	95	120	56	25	0,49	1 / 1	
	D4120-05-20.00F25-P42	20	100	125	56	25	0,51	1 / 1	
 Cylindrical shank with flat	D4120-05-21.00F25-P43	21	105	130	56	25	0,45	1 / 1	P484 . P-3R- ... P484 . C-3R- ...
	D4120-05-22.00F25-P43	22	110	135	56	25	0,58	1 / 1	
	D4120-05-23.00F25-P43	23	115	140	56	25	0,62	1 / 1	
	D4120-05-24.00F25-P43	24	120	145	56	25	0,63	1 / 1	
 Cylindrical shank with flat	D4120-05-25.00F25-P44	25	125	150	56	25	0,54	1 / 1	P484 . P-4R- ... P484 . C-4R- ...
	D4120-05-26.00F32-P44	26	130	162	60	32	0,95	1 / 1	
	D4120-05-27.00F32-P44	27	135	167	60	32	1	1 / 1	
	D4120-05-28.00F32-P44	28	140	172	60	32	1,03	1 / 1	
 Cylindrical shank with flat	D4120-05-29.00F32-P44	29	145	177	60	32	1,1	1 / 1	P484 . P-5R- ... P484 . C-5R- ...
	D4120-05-30.00F32-P45	30	150	182	60	32	1,01	1 / 1	
	D4120-05-31.00F32-P45	31	155	187	60	32	1,18	1 / 1	
	D4120-05-32.00F32-P45	32	160	192	60	32	1,23	1 / 1	
 Cylindrical shank with flat	D4120-05-33.00F32-P45	33	165	197	60	32	1,3	1 / 1	P484 . P-6R- ... P484 . C-6R- ...
	D4120-05-34.00F32-P45	34	170	202	60	32	1,37	1 / 1	
	D4120-05-35.00F32-P45	35	175	207	60	32	1,45	1 / 1	
	D4120-05-36.00F32-P46	36	180	212	60	32	1,32	1 / 1	
 Cylindrical shank with flat	D4120-05-37.00F40-P46	37	185	225	70	40	1,45	1 / 1	P484 . P-7R- ... P484 . C-7R- ...
	D4120-05-38.00F40-P46	38	190	230	70	40	2,02	1 / 1	
	D4120-05-39.00F40-P46	39	195	235	70	40	2,09	1 / 1	
	D4120-05-40.00F40-P46	40	200	240	70	40	2,17	1 / 1	
 Cylindrical shank with flat	D4120-05-41.00F40-P46	41	205	245	70	40	2,35	1 / 1	P484 . P-7R- ... P484 . C-7R- ...
	D4120-05-42.00F40-P46	42	210	250	70	40	2,45	1 / 1	
	D4120-05-43.00F40-P47	43	215	255	70	40	2,54	1 / 1	
	D4120-05-44.00F40-P47	44	220	260	70	40	2,65	1 / 1	
 Cylindrical shank with flat	D4120-05-45.00F40-P47	45	225	265	70	40	2,75	1 / 1	P484 . P-7R- ... P484 . C-7R- ...
	D4120-05-46.00F40-P47	46	230	270	70	40	2,87	1 / 1	
	D4120-05-47.00F40-P47	47	235	275	70	40	2,99	1 / 1	
	D4120-05-48.00F40-P47	48	240	280	70	40	3,08	1 / 1	
 Cylindrical shank with flat	D4120-05-49.00F40-P47	49	245	285	70	40	3,26	1 / 1	P484 . P-7R- ... P484 . C-7R- ...
	D4120-05-50.00F40-P47	50	250	290	70	40	3,39	1 / 1	

WALTER SELECT

机床、夹具和工件系统的稳定性 → 良好的 = → 一般的 = → 不利的 =

备件

	D _c [mm]	17-20	21-24	25-29	30-35	36-42	43-59
	可转位刀片锁紧螺钉 紧固力矩	FS2111 (T7IP) 0,9 Nm	FS1454 (T8IP) 1,2 Nm	FS1457 (T9IP) 2 Nm	FS2080 (T15IP) 2,5 Nm	FS1453 (T15IP) 3,5 Nm	FS1495 (T20IP) 5 Nm

附件

	D _c [mm]	17-20	21-24	25-29	30-42	43-59	54
	扭矩螺丝刀, 模拟型	FS2001	FS2001	FS2003	FS2003	FS2003	FS2003
	扭矩螺丝刀, 数显型		FS2248	FS2248	FS2248	FS2248	FS2248
	可换扳手头	FS2011 (T7IP)	FS2012 (T8IP)	FS2013 (T9IP)	FS2014 (T15IP)	FS2015 (T20IP)	FS2015 (T20IP)
	螺丝刀	FS2088 (T7IP)	FS1483 (T8IP)	FS1484 (T9IP)	FS1485 (T15IP)	FS1486 (T20IP)	FS1485 (T15IP)

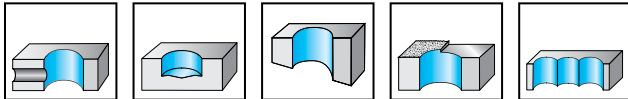
可转位刀片

牌号	规格	P		M		K		N	S		
		HC		HC		HC		HC	HC		
		WKP25S	WKP35S	WSP45G	WXP40	WSP45G	WXP40	WKP25S	WKP35S	WNN15	WSP45G
	P4840C-.R-E67	☒	☒	☒	☒	☒	☒	☒	☒		☒
	P4840C-.R-E77									☒	
	P4841C-.R-A57	☒	☒	☒	☒	☒	☒	☒	☒		☒
	P4841C-.R-E57	☒	☒	☒	☒	☒	☒	☒	☒		☒
	P4840P-.R-A57	☒	☒	☒	☒			☒	☒		☒
	P4840P-.R-E57	☒	☒	☒	☒			☒	☒		☒
	P4840P-.R-E67	☒	☒	☒	☒			☒	☒		☒
	P4840P-.R-E77									☒	
	P4841P-.R-A57	☒	☒	☒	☒			☒	☒		☒
	P4841P-.R-E57	☒	☒	☒	☒			☒	☒		☒
	P4841P-.R-E77	☒	☒	☒	☒			☒	☒		☒

HC = 涂层硬质合金

可转位刀片钻头

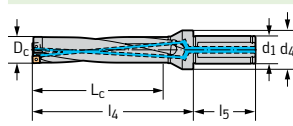
 D4120 mm

5×D_c
Z = 1


	P	M	K	N	S	H	O
D4120	●●		●●	●●			

B1

刀具



Cylindrical shank with flat

牌号	D _c mm	L _c mm	l ₄ mm	l ₅ mm	d ₁ mm	d ₄ mm	kg	可转位刀片 数量	型号
D4120-05-51.00F40-P48	51	255	295	70	40	50	3,45	1 / 1	P484 . P-8R-... P484 . C-8R-...
D4120-05-52.00F40-P48	52	260	300	70	40	50	3,61	1 / 1	
D4120-05-53.00F40-P48	53	265	305	70	40	50	3,74	1 / 1	
D4120-05-54.00F40-P48	54	270	310	70	40	50	3,86	1 / 1	
D4120-05-55.00F40-P48	55	275	315	70	40	50	4,07	1 / 1	
D4120-05-56.00F40-P48	56	280	320	70	40	50	4,22	1 / 1	
D4120-05-57.00F40-P48	57	285	325	70	40	50	4,2	1 / 1	
D4120-05-58.00F40-P48	58	290	330	70	40	50	4,39	1 / 1	
D4120-05-59.00F40-P48	59	295	335	70	40	50	4,8	1 / 1	

备件

	D _c [mm]	17-20	21-24	25-29	30-35	36-42	43-59
	可转位刀片锁紧螺钉 紧固力矩	FS2111 (T7IP) 0,9 Nm	FS1454 (T8IP) 1,2 Nm	FS1457 (T9IP) 2 Nm	FS2080 (T15IP) 2,5 Nm	FS1453 (T15IP) 3,5 Nm	FS1495 (T20IP) 5 Nm

附件

	D _c [mm]	17-20	21-24	25-29	30-42	43-59	54
	扭矩螺丝刀, 模拟型	FS2001	FS2001	FS2003	FS2003	FS2003	FS2003
	扭矩螺丝刀, 数显型		FS2248	FS2248	FS2248	FS2248	FS2248
	可换扳手头	FS2011 (T7IP)	FS2012 (T8IP)	FS2013 (T9IP)	FS2014 (T15IP)	FS2015 (T20IP)	FS2015 (T20IP)
	螺丝刀	FS2088 (T7IP)	FS1483 (T8IP)	FS1484 (T9IP)	FS1485 (T15IP)	FS1486 (T20IP)	FS1485 (T15IP)

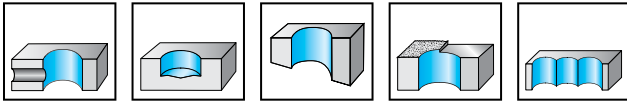
可转位刀片

牌号	规格	P		M		K		N	S
		HC		HC		HC		HC	HC
		WKP25S	WKP35S	WSP45G	WXP40	WSP45G	WXP40	WKP25S	WKP35S
	P4840C-.R-E67	☒	☒	☒	☒	☒	☒	☒	☒
	P4840C-.R-E77	☒	☒	☒	☒	☒	☒	☒	☒
	P4841C-.R-A57	☒	☒	☒	☒	☒	☒	☒	☒
	P4841C-.R-E57	☒	☒	☒	☒	☒	☒	☒	☒
	P4840P-.R-A57	☒	☒	☒	☒	☒	☒	☒	☒
	P4840P-.R-E57	☒	☒	☒	☒	☒	☒	☒	☒
	P4840P-.R-E67	☒	☒	☒	☒	☒	☒	☒	☒
	P4840P-.R-E77	☒	☒	☒	☒	☒	☒	☒	☒
	P4841P-.R-A57	☒	☒	☒	☒	☒	☒	☒	☒
	P4841P-.R-E57	☒	☒	☒	☒	☒	☒	☒	☒
	P4841P-.R-E77	☒	☒	☒	☒	☒	☒	☒	☒

HC = 涂层硬质合金

可转位刀片钻头

 D4120 inch

2×D_C
Z = 1


D4120	P	M	K	N	S	H	O
-------	---	---	---	---	---	---	---

B1

刀具

	牌号	D _C inch	L _C inch	l ₄ inch	l ₅ inch	d ₁ inch	d ₄ inch	lbs	可转位刀片 数量	型号
 Cylindrical shank with flat	D4120.02-13.49F19-P41	0,531	1,062	1,849	2,031	0,750	1,125	0,009	1 1	P484 . P-1R- ... P484 . C-1R- ...
	D4120.02-13.89F19-P41	0,547	1,094	1,881	2,031	0,750	1,125	0,009	1 1	
	D4120.02-14.27F19-P41	0,562	1,124	1,911	2,031	0,750	1,125	0,009	1 1	
	D4120.02-14.68F19-P41	0,578	1,156	1,943	2,031	0,750	1,125	0,009	1 1	
	D4120.02-15.09F19-P41	0,594	1,188	1,975	2,031	0,750	1,125	0,009	1 1	
	D4120.02-15.47F19-P41	0,609	1,218	2,005	2,031	0,750	1,125	0,009	1 1	
	D4120.02-15.88F19-P41	0,625	1,250	2,037	2,031	0,750	1,125	0,010	1 1	
 Cylindrical shank with flat	D4120.02-16.66F26-P42	0,656	1,312	2,310	2,281	1,000	1,375	0,016	1 1	P484 . P-2R- ... P484 . C-2R- ...
	D4120.02-17.04F26-P42	0,671	1,342	2,34	2,281	1,000	1,375	0,017	1 1	
	D4120.02-17.45F26-P42	0,687	1,374	2,37	2,281	1,000	1,375	0,014	1 1	
	D4120.02-17.86F26-P42	0,703	1,406	2,410	2,281	1,000	1,375	0,017	1 1	
	D4120.02-18.24F26-P42	0,718	1,436	2,44	2,281	1,000	1,375	0,017	1 1	
	D4120.02-19.05F26-P42	0,750	1,500	2,500	2,281	1,000	1,375	0,018	1 1	
	D4120.02-19.43F26-P42	0,765	1,530	2,530	2,281	1,000	1,375	0,017	1 1	
 Cylindrical shank with flat	D4120.02-20.62F26-P43	0,812	1,624	2,62	2,281	1,000	1,375	0,002	1 1	P484 . P-3R- ... P484 . C-3R- ...
	D4120.02-21.41F26-P43	0,843	1,686	2,69	2,281	1,000	1,375	0,018	1 1	
	D4120.02-22.23F31-P43	0,875	1,750	2,880	2,281	1,250	1,625	0,026	1 1	
	D4120.02-23.01F31-P43	0,906	1,812	2,94	2,281	1,250	1,625	0,026	1 1	
	D4120.02-23.39F31-P43	0,921	1,842	2,97	2,281	1,250	1,625	0,026	1 1	
	D4120.02-23.80F31-P43	0,937	1,874	3,000	2,281	1,250	1,625	0,026	1 1	

刀具和备件包括在供货范围内

备件

D _c [inch]	0,53-0,62	0,66-0,78	0,81-0,94	0,97-1,12	1,17-1,38	1,42-1,62	1,69-2,25
可转位刀片锁紧螺钉 紧固力矩	FS2120 (T6IP) 0,4 Nm	FS2111 (T7IP) 0,9 Nm	FS1454 (T8IP) 1,2 Nm	FS1457 (T9IP) 2 Nm	FS2080 (T15IP) 2,5 Nm	FS1453 (T15IP) 3,5 Nm	FS1495 (T20IP) 5 Nm

附件

D _c [inch]	0,53-0,62	0,66-0,78	0,81-0,94	0,97-1,12	1,17-1,62	1,69-2,25
扭矩螺丝刀, 模拟型	FS2002	FS2002	FS2002	FS2004	FS2004	FS2004
扭矩螺丝刀, 数显型			FS2248	FS2248	FS2248	FS2248
可换扳手头	FS2085 (T6IP)	FS2011 (T7IP)	FS2012 (T8IP)	FS2013 (T9IP)	FS2014 (T15IP)	FS2015 (T20IP)
螺丝刀	FS2086 (T6IP)	FS2088 (T7IP)	FS1483 (T8IP)	FS1484 (T9IP)	FS1485 (T15IP)	FS1486 (T20IP)

可转位刀片

牌号	规格	P		M		K		N	S
		HC		HC		HC		HC	HC
		WKP25S	WKP35S	WSP45G	WXP40	WSP45G	WXP40	WKP25S	WKP35S
	P4840C-.R-E67	☒	☒	☒	☒	☒	☒	☒	☒
	P4840C-.R-E77	☒	☒	☒	☒	☒	☒	☒	☒
	P4841C-.R-A57	☒	☒	☒	☒	☒	☒	☒	☒
	P4841C-.R-E57	☒	☒	☒	☒	☒	☒	☒	☒
	P4840P-.R-A57	☒	☒	☒	☒	☒	☒	☒	☒
	P4840P-.R-E57	☒	☒	☒	☒	☒	☒	☒	☒
	P4840P-.R-E67	☒	☒	☒	☒	☒	☒	☒	☒
	P4840P-.R-E77	☒	☒	☒	☒	☒	☒	☒	☒
	P4841P-.R-A57	☒	☒	☒	☒	☒	☒	☒	☒
	P4841P-.R-E57	☒	☒	☒	☒	☒	☒	☒	☒
	P4841P-.R-E77	☒	☒	☒	☒	☒	☒	☒	☒

P48..C = 中心刀片
P48..P = 周边刀片

HC = 涂层硬质合金

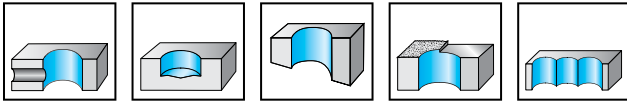
B1

可转位刀片钻头

 D4120 inch

 2×D_C

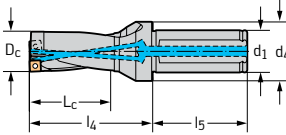
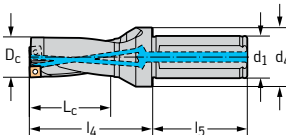
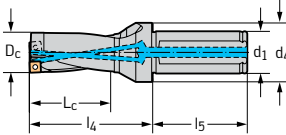
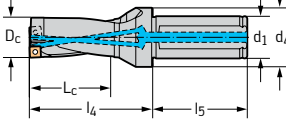
Z = 1



	P	M	K	N	S	H	O
D4120	●●	●●	●●	●●	●●		

B1

刀具

	牌号	D _c inch	L _c inch	l ₄ inch	l ₅ inch	d ₁ inch	d ₄ inch	lbs	可转位刀片 数量	型号
 Cylindrical shank with flat	D4120.02-24.59F31-P44	0,968	1,936	3,07	2,281	1,250	1,625	0,028	1 1	P484 . P-4R- ... P484 . C-4R- ...
	D4120.02-24.99F31-P44	0,984	1,968	3,100	2,281	1,250	1,625	0,028	1 1	
	D4120.02-25.40F31-P44	1,000	2,000	3,130	2,281	1,250	1,625	0,028	1 1	
	D4120.02-26.57F31-P44	1,046	2,092	3,22	2,281	1,250	1,625	0,028	1 1	
	D4120.02-26.97F31-P44	1,062	2,124	3,250	2,281	1,250	1,625	0,029	1 1	
	D4120.02-28.17F31-P44	1,109	2,218	3,350	2,281	1,250	1,625	0,030	1 1	
	D4120.02-28.58F31-P44	1,125	2,250	3,380	2,281	1,250	1,625	0,03	1 1	
 Cylindrical shank with flat	D4120.02-29.74F31-P45	1,171	2,342	3,47	2,281	1,250	1,625	0,03	1 1	P484 . P-5R- ... P484 . C-5R- ...
	D4120.02-30.15F31-P45	1,187	2,374	3,500	2,281	1,250	1,625	0,031	1 1	
	D4120.02-31.75F31-P45	1,250	2,500	3,630	2,281	1,250	1,625	0,032	1 1	
	D4120.02-33.32F31-P45	1,312	2,624	3,750	2,281	1,250	1,625	0,034	1 1	
	D4120.02-34.11F31-P45	1,343	2,686	3,82	2,281	1,250	1,625	0,035	1 1	
	D4120.02-34.93F31-P45	1,375	2,750	3,880	2,281	1,250	1,625	0,036	1 1	
 Cylindrical shank with flat	D4120.02-36.09F31-P46	1,421	2,842	3,97	2,281	1,250	1,625	0,035	1 1	P484 . P-6R- ... P484 . C-6R- ...
	D4120.02-36.50F38-P46	1,437	2,874	4,250	2,688	1,500	1,940	0,051	1 1	
	D4120.02-38.10F38-P46	1,500	3,000	4,380	2,688	1,500	1,940	0,052	1 1	
	D4120.02-39.67F38-P46	1,562	3,124	4,500	2,688	1,500	1,940	0,053	1 1	
	D4120.02-41.28F38-P46	1,625	3,250	4,630	2,688	1,500	1,940	0,055	1 1	
	D4120.02-42.85F38-P47	1,687	3,374	4,750	2,688	1,500	1,940	0,054	1 1	P484 . P-7R- ... P484 . C-7R- ...
 Cylindrical shank with flat	D4120.02-44.45F38-P47	1,750	3,500	4,880	2,688	1,500	1,940	0,057	1 1	
	D4120.02-46.02F38-P47	1,812	3,624	5,000	2,688	1,500	1,940	0,059	1 1	
	D4120.02-47.63F38-P47	1,875	3,750	5,130	2,688	1,500	1,940	0,062	1 1	
	D4120.02-49.20F38-P47	1,937	3,874	5,250	2,688	1,500	1,940	0,066	1 1	

刀体和备件包括在供货范围内

备件

D _c [inch]	0,53-0,62	0,66-0,78	0,81-0,94	0,97-1,12	1,17-1,38	1,42-1,62	1,69-2,25
可转位刀片锁紧螺钉 紧固力矩	FS2120 (T6IP) 0,4 Nm	FS2111 (T7IP) 0,9 Nm	FS1454 (T8IP) 1,2 Nm	FS1457 (T9IP) 2 Nm	FS2080 (T15IP) 2,5 Nm	FS1453 (T15IP) 3,5 Nm	FS1495 (T20IP) 5 Nm

附件

D _c [inch]	0,53-0,62	0,66-0,78	0,81-0,94	0,97-1,12	1,17-1,62	1,69-2,25
扭矩螺丝刀, 模拟型	FS2002	FS2002	FS2002	FS2004	FS2004	FS2004
扭矩螺丝刀, 数显型			FS2248	FS2248	FS2248	FS2248
可换扳手头	FS2085 (T6IP)	FS2011 (T7IP)	FS2012 (T8IP)	FS2013 (T9IP)	FS2014 (T15IP)	FS2015 (T20IP)
螺丝刀	FS2086 (T6IP)	FS2088 (T7IP)	FS1483 (T8IP)	FS1484 (T9IP)	FS1485 (T15IP)	FS1486 (T20IP)

可转位刀片

牌号	规格	P		M		K		N	S
		HC		HC		HC		HC	HC
		WKP25S	WKP35S	WSP45G	WXP40	WSP45G	WXP40	WKP25S	WKP35S
	P4840C-.R-E67	☒	☒	☒	☒	☒	☒	☒	☒
	P4840C-.R-E77	☒	☒	☒	☒	☒	☒	☒	☒
	P4841C-.R-A57	☒	☒	☒	☒	☒	☒	☒	☒
	P4841C-.R-E57	☒	☒	☒	☒	☒	☒	☒	☒
	P4840P-.R-A57	☒	☒	☒	☒	☒	☒	☒	☒
	P4840P-.R-E57	☒	☒	☒	☒	☒	☒	☒	☒
	P4840P-.R-E67	☒	☒	☒	☒	☒	☒	☒	☒
	P4840P-.R-E77	☒	☒	☒	☒	☒	☒	☒	☒
	P4841P-.R-A57	☒	☒	☒	☒	☒	☒	☒	☒
	P4841P-.R-E57	☒	☒	☒	☒	☒	☒	☒	☒

P48 . . C = 中心刀片
P48 . . P = 周边刀片

HC = 涂层硬质合金

B1

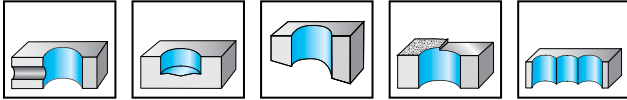
可转位刀片钻头

 D4120 inch

 2×D_c

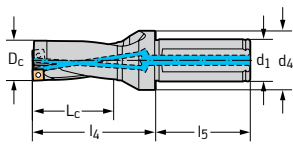
Z = 1

B1



	P	M	K	N	S	H	O
D4120	●●	●●	●●	●●	●●		

刀具



Cylindrical shank with flat

牌号	D _c inch	L _c inch	l ₄ inch	l ₅ inch	d ₁ inch	d ₄ inch	lbs	可转位刀片 数量	型号
D4120.02-50.80F51-P48	2,000	4,000	5,62	3,250	2,000	2,440	0,106	1 1	P484 . P-8R-... P484 . C-8R-...
D4120.02-52.37F51-P48	2,062	4,124	5,74	3,250	2,000	2,440	0,11	1 1	
D4120.02-53.98F51-P48	2,125	4,250	5,87	3,250	2,000	2,440	0,115	1 1	
D4120.02-55.55F51-P48	2,187	4,374	5,99	3,250	2,000	2,440	0,119	1 1	
D4120.02-57.15F51-P48	2,250	4,500	6,12	3,250	2,000	2,440	0,124	1 1	

刀体和备件包括在供货范围内

备件

D _c [inch]	0,53-0,62	0,66-0,78	0,81-0,94	0,97-1,12	1,17-1,38	1,42-1,62	1,69-2,25
可转位刀片锁紧螺钉 紧固力矩	FS2120 (T6IP) 0,4 Nm	FS2111 (T7IP) 0,9 Nm	FS1454 (T8IP) 1,2 Nm	FS1457 (T9IP) 2 Nm	FS2080 (T15IP) 2,5 Nm	FS1453 (T15IP) 3,5 Nm	FS1495 (T20IP) 5 Nm

附件

D _c [inch]	0,53-0,62	0,66-0,78	0,81-0,94	0,97-1,12	1,17-1,62	1,69-2,25
扭矩螺丝刀, 模拟型	FS2002	FS2002	FS2002	FS2004	FS2004	FS2004
扭矩螺丝刀, 数显型			FS2248	FS2248	FS2248	FS2248
可换扳手头	FS2085 (T6IP)	FS2011 (T7IP)	FS2012 (T8IP)	FS2013 (T9IP)	FS2014 (T15IP)	FS2015 (T20IP)
螺丝刀	FS2086 (T6IP)	FS2088 (T7IP)	FS1483 (T8IP)	FS1484 (T9IP)	FS1485 (T15IP)	FS1486 (T20IP)

可转位刀片

牌号	规格	P		M		K		N	S
		HC		HC		HC		HC	HC
		WKP25S	WKP35S	WSP45G	WXP40	WSP45G	WXP40	WKP25S	WKP35S
	P4840C-.R-E67	☒	☒	☒	☒	☒	☒	☒	☒
	P4840C-.R-E77	☒	☒	☒	☒	☒	☒	☒	☒
	P4841C-.R-A57	☒	☒	☒	☒	☒	☒	☒	☒
	P4841C-.R-E57	☒	☒	☒	☒	☒	☒	☒	☒
	P4840P-.R-A57	☒	☒	☒	☒	☒	☒	☒	☒
	P4840P-.R-E57	☒	☒	☒	☒	☒	☒	☒	☒
	P4840P-.R-E67	☒	☒	☒	☒	☒	☒	☒	☒
	P4840P-.R-E77	☒	☒	☒	☒	☒	☒	☒	☒
	P4841P-.R-A57	☒	☒	☒	☒	☒	☒	☒	☒
	P4841P-.R-E57	☒	☒	☒	☒	☒	☒	☒	☒
	P4841P-.R-E77	☒	☒	☒	☒	☒	☒	☒	☒

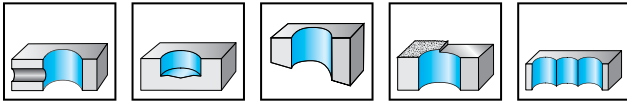
P48 . . C = 中心刀片
P48 . . P = 周边刀片

HC = 涂层硬质合金

B1

可转位刀片钻头

 D4120 inch

3×D_C
Z = 1


	P	M	K	N	S	H	O
D4120	●●	●●	●●	●●	●●	●●	●●

B1

刀具

	牌号	D _C inch	L _C inch	l ₄ inch	l ₅ inch	d ₁ inch	d ₄ inch	lbs	可转位刀片 数量	型号
<p>Cylindrical shank with flat</p>	D4120.03-13.49F19-P41	0,531	1,593	2,380	2,031	0,750	1,125	0,007	1 1	P484 . P-1R- ... P484 . C-1R- ...
	D4120.03-13.89F19-P41	0,547	1,641	2,428	2,031	0,750	1,125	0,007	1 1	
	D4120.03-14.27F19-P41	0,562	1,686	2,473	2,031	0,750	1,125	0,009	1 1	
	D4120.03-14.68F19-P41	0,578	1,734	2,521	2,031	0,750	1,125	0,010	1 1	
	D4120.03-15.09F19-P41	0,594	1,782	2,569	2,031	0,750	1,125	0,008	1 1	
	D4120.03-15.47F19-P41	0,609	1,827	2,614	2,031	0,750	1,125	0,008	1 1	
	D4120.03-15.88F19-P41	0,625	1,875	2,662	2,031	0,750	1,125	0,01	1 1	
<p>Cylindrical shank with flat</p>	D4120.03-16.66F26-P42	0,656	1,968	2,97	2,281	1,000	1,375	0,017	1 1	P484 . P-2R- ... P484 . C-2R- ...
	D4120.03-17.04F26-P42	0,671	2,013	3,010	2,281	1,000	1,375	0,016	1 1	
	D4120.03-17.45F26-P42	0,687	2,061	3,060	2,281	1,000	1,375	0,016	1 1	
	D4120.03-17.86F26-P42	0,703	2,109	3,110	2,281	1,000	1,375	0,016	1 1	
	D4120.03-18.24F26-P42	0,718	2,154	3,150	2,281	1,000	1,375	0,017	1 1	
	D4120.03-19.05F26-P42	0,750	2,250	3,250	2,281	1,000	1,375	0,018	1 1	
	D4120.03-19.43F26-P42	0,765	2,295	3,300	2,281	1,000	1,375	0,017	1 1	
<p>Cylindrical shank with flat</p>	D4120.03-19.84F26-P42	0,781	2,343	3,34	2,281	1,000	1,375	0,019	1 1	
	D4120.03-20.62F26-P43	0,812	2,436	3,44	2,281	1,000	1,375	0,019	1 1	P484 . P-3R- ... P484 . C-3R- ...
	D4120.03-21.41F26-P43	0,843	2,529	3,530	2,281	1,000	1,375	0,019	1 1	
	D4120.03-22.23F31-P43	0,875	2,625	3,760	2,281	1,250	1,625	0,028	1 1	
	D4120.03-23.01F31-P43	0,906	2,718	3,850	2,281	1,250	1,625	0,028	1 1	
	D4120.03-23.39F31-P43	0,921	2,763	3,89	2,281	1,250	1,625	0,027	1 1	
	D4120.03-23.80F31-P43	0,937	2,811	3,94	2,281	1,250	1,625	0,027	1 1	

刀体和备件包括在供货范围内

WALTER SELECT

机床、夹具和工件系统的稳定性 → 良好的 = 😊 → 一般的 = 😐 → 不利的 = ☹️

备件

D _c [inch]	0,53-0,62	0,66-0,78	0,81-0,94	0,97-1,12	1,17-1,38	1,42-1,62	1,69-2,25
可转位刀片锁紧螺钉 紧固力矩	FS2120 (T6IP) 0,4 Nm	FS2111 (T7IP) 0,9 Nm	FS1454 (T8IP) 1,2 Nm	FS1457 (T9IP) 2 Nm	FS2080 (T15IP) 2,5 Nm	FS1453 (T15IP) 3,5 Nm	FS1495 (T20IP) 5 Nm

附件

D _c [inch]	0,53-0,62	0,66-0,78	0,81-0,94	0,97-1,12	1,17-1,62	1,69-2,25
扭矩螺丝刀, 模拟型	FS2002	FS2002	FS2002	FS2004	FS2004	FS2004
扭矩螺丝刀, 数显型			FS2248	FS2248	FS2248	FS2248
可换扳手头	FS2085 (T6IP)	FS2011 (T7IP)	FS2012 (T8IP)	FS2013 (T9IP)	FS2014 (T15IP)	FS2015 (T20IP)
螺丝刀	FS2086 (T6IP)	FS2088 (T7IP)	FS1483 (T8IP)	FS1484 (T9IP)	FS1485 (T15IP)	FS1486 (T20IP)

可转位刀片

牌号	规格	P		M		K		N	S
		HC		HC		HC		HC	HC
		WKP25S	WKP35S	WSP45G	WXP40	WSP45G	WXP40	WKP25S	WKP35S
	P4840C-.R-E67	☒	☒	☒	☒	☒	☒	☒	☒
	P4840C-.R-E77	☒	☒	☒	☒	☒	☒	☒	☒
	P4841C-.R-A57	☒	☒	☒	☒	☒	☒	☒	☒
	P4841C-.R-E57	☒	☒	☒	☒	☒	☒	☒	☒
	P4840P-.R-A57	☒	☒	☒	☒	☒	☒	☒	☒
	P4840P-.R-E57	☒	☒	☒	☒	☒	☒	☒	☒
	P4840P-.R-E67	☒	☒	☒	☒	☒	☒	☒	☒
	P4840P-.R-E77	☒	☒	☒	☒	☒	☒	☒	☒
	P4841P-.R-A57	☒	☒	☒	☒	☒	☒	☒	☒
	P4841P-.R-E57	☒	☒	☒	☒	☒	☒	☒	☒
	P4841P-.R-E77	☒	☒	☒	☒	☒	☒	☒	☒

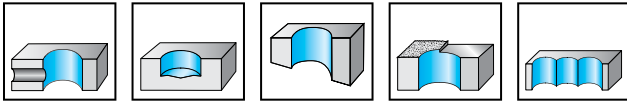
P48 . . C = 中心刀片
P48 . . P = 周边刀片

HC = 涂层硬质合金

B1

可转位刀片钻头

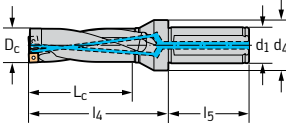
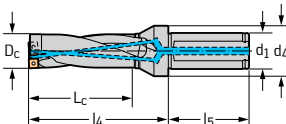
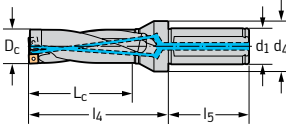
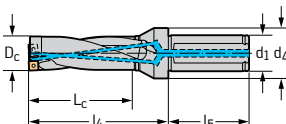
 D4120 inch

3×D_C
Z = 1


D4120	P	M	K	N	S	H	O
	●●●	●●●	●●●	●●●	●●●	●●●	●●●

B1

刀具

	牌号	D _C inch	L _C inch	l ₄ inch	l ₅ inch	d ₁ inch	d ₄ inch	lbs	可转位刀片 数量	型号
 Cylindrical shank with flat	D4120.03-24.59F31-P44	0,968	2,904	4,030	2,281	1,250	1,625	0,026	1 1	P484 . P-4R- ... P484 . C-4R- ...
	D4120.03-24.99F31-P44	0,984	2,952	4,080	2,281	1,250	1,625	0,027	1 1	
	D4120.03-25.40F31-P44	1,000	3,000	4,130	2,281	1,250	1,625	0,030	1 1	
	D4120.03-26.57F31-P44	1,046	3,138	4,27	2,281	1,250	1,625	0,028	1 1	
	D4120.03-26.97F31-P44	1,062	3,186	4,32	2,281	1,250	1,625	0,031	1 1	
	D4120.03-28.17F31-P44	1,109	3,327	4,460	2,281	1,250	1,625	0,031	1 1	
	D4120.03-28.58F31-P44	1,125	3,375	4,510	2,281	1,250	1,625	0,033	1 1	
 Cylindrical shank with flat	D4120.03-29.74F31-P45	1,171	3,513	4,64	2,281	1,250	1,625	0,031	1 1	P484 . P-5R- ... P484 . C-5R- ...
	D4120.03-30.15F31-P45	1,187	3,561	4,69	2,281	1,250	1,625	0,033	1 1	
	D4120.03-31.75F31-P45	1,250	3,750	4,880	2,281	1,250	1,625	0,037	1 1	
	D4120.03-33.32F31-P45	1,312	3,936	5,07	2,281	1,250	1,625	0,039	1 1	
	D4120.03-34.11F31-P45	1,343	4,029	5,160	2,281	1,250	1,625	0,039	1 1	
	D4120.03-34.93F31-P45	1,375	4,125	5,260	2,281	1,250	1,625	0,042	1 1	
	D4120.03-36.09F31-P46	1,421	4,263	5,39	2,281	1,250	1,625	0,041	1 1	P484 . P-6R- ... P484 . C-6R- ...
 Cylindrical shank with flat	D4120.03-36.50F38-P46	1,437	4,311	5,69	2,688	1,500	1,940	0,055	1 1	
	D4120.03-38.10F38-P46	1,500	4,500	5,880	2,688	1,500	1,940	0,06	1 1	
	D4120.03-39.67F38-P46	1,562	4,686	6,07	2,688	1,500	1,940	0,062	1 1	
	D4120.03-41.28F38-P46	1,625	4,875	6,260	2,688	1,500	1,940	0,063	1 1	
	D4120.03-42.85F38-P47	1,687	5,061	6,44	2,688	1,500	1,940	0,066	1 1	P484 . P-7R- ... P484 . C-7R- ...
	D4120.03-44.45F38-P47	1,750	5,250	6,630	2,688	1,500	1,940	0,070	1 1	
 Cylindrical shank with flat	D4120.03-46.02F38-P47	1,812	5,436	6,82	2,688	1,500	1,940	0,074	1 1	
	D4120.03-47.63F38-P47	1,875	5,625	7,010	2,688	1,500	1,940	0,079	1 1	
	D4120.03-49.20F38-P47	1,937	5,811	7,19	2,688	1,500	1,940	0,084	1 1	

刀体和备件包括在供货范围内

备件

D _c [inch]	0,53-0,62	0,66-0,78	0,81-0,94	0,97-1,12	1,17-1,38	1,42-1,62	1,69-2,25
可转位刀片锁紧螺钉 紧固力矩	FS2120 (T6IP) 0,4 Nm	FS2111 (T7IP) 0,9 Nm	FS1454 (T8IP) 1,2 Nm	FS1457 (T9IP) 2 Nm	FS2080 (T15IP) 2,5 Nm	FS1453 (T15IP) 3,5 Nm	FS1495 (T20IP) 5 Nm

附件

D _c [inch]	0,53-0,62	0,66-0,78	0,81-0,94	0,97-1,12	1,17-1,62	1,69-2,25
扭矩螺丝刀, 模拟型	FS2002	FS2002	FS2002	FS2004	FS2004	FS2004
扭矩螺丝刀, 数显型			FS2248	FS2248	FS2248	FS2248
可换扳手头	FS2085 (T6IP)	FS2011 (T7IP)	FS2012 (T8IP)	FS2013 (T9IP)	FS2014 (T15IP)	FS2015 (T20IP)
螺丝刀	FS2086 (T6IP)	FS2088 (T7IP)	FS1483 (T8IP)	FS1484 (T9IP)	FS1485 (T15IP)	FS1486 (T20IP)

可转位刀片

牌号	规格	P		M		K		N	S
		HC		HC		HC		HC	HC
		WKP25S	WKP35S	WSP45G	WXP40	WSP45G	WXP40	WKP25S	WKP35S
	P4840C-.R-E67	☒	☒	☒	☒	☒	☒	☒	☒
	P4840C-.R-E77	☒	☒	☒	☒	☒	☒	☒	☒
	P4841C-.R-A57	☒	☒	☒	☒	☒	☒	☒	☒
	P4841C-.R-E57	☒	☒	☒	☒	☒	☒	☒	☒
	P4840P-.R-A57	☒	☒	☒	☒	☒	☒	☒	☒
	P4840P-.R-E57	☒	☒	☒	☒	☒	☒	☒	☒
	P4840P-.R-E67	☒	☒	☒	☒	☒	☒	☒	☒
	P4840P-.R-E77	☒	☒	☒	☒	☒	☒	☒	☒
	P4841P-.R-A57	☒	☒	☒	☒	☒	☒	☒	☒
	P4841P-.R-E57	☒	☒	☒	☒	☒	☒	☒	☒
	P4841P-.R-E77	☒	☒	☒	☒	☒	☒	☒	☒

P48..C = 中心刀片
P48..P = 周边刀片

HC = 涂层硬质合金

B1

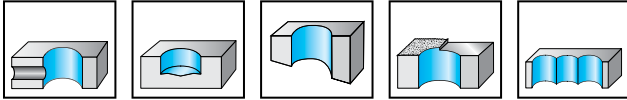
可转位刀片钻头

 D4120 inch

 3×D_C

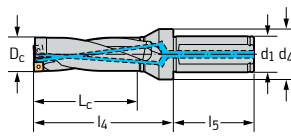
Z = 1

B1



D4120	P	M	K	N	S	H	O
	●●	●●	●●	●●	●●		

刀具



Cylindrical shank with flat

牌号	D _c inch	L _c inch	l ₄ inch	l ₅ inch	d ₁ inch	d ₄ inch	lbs	可转位刀片 数量	型号
D4120.03-50.80F51-P48	2,000	6,000	7,62	3,250	2,000	2,440	0,125	1 1	P484 . P-8R-... P484 . C-8R-...
D4120.03-52.37F51-P48	2,062	6,186	7,810	3,250	2,000	2,440	0,131	1 1	
D4120.03-53.98F51-P48	2,125	6,375	8,000	3,250	2,000	2,440	0,137	1 1	
D4120.03-55.55F51-P48	2,187	6,561	8,180	3,250	2,000	2,440	0,144	1 1	
D4120.03-57.15F51-P48	2,250	6,750	8,37	3,250	2,000	2,440	0,152	1 1	

刀体和备件包括在供货范围内

备件

D _c [inch]	0,53–0,62	0,66–0,78	0,81–0,94	0,97–1,12	1,17–1,38	1,42–1,62	1,69–2,25
可转位刀片锁紧螺钉 紧固力矩	FS2120 (T6IP) 0,4 Nm	FS2111 (T7IP) 0,9 Nm	FS1454 (T8IP) 1,2 Nm	FS1457 (T9IP) 2 Nm	FS2080 (T15IP) 2,5 Nm	FS1453 (T15IP) 3,5 Nm	FS1495 (T20IP) 5 Nm

附件

D _c [inch]	0,53–0,62	0,66–0,78	0,81–0,94	0,97–1,12	1,17–1,62	1,69–2,25
扭矩螺丝刀, 模拟型	FS2002	FS2002	FS2002	FS2004	FS2004	FS2004
扭矩螺丝刀, 数显型			FS2248	FS2248	FS2248	FS2248
可换扳手头	FS2085 (T6IP)	FS2011 (T7IP)	FS2012 (T8IP)	FS2013 (T9IP)	FS2014 (T15IP)	FS2015 (T20IP)
螺丝刀	FS2086 (T6IP)	FS2088 (T7IP)	FS1483 (T8IP)	FS1484 (T9IP)	FS1485 (T15IP)	FS1486 (T20IP)

可转位刀片

牌号	规格	P		M		K		N	S
		HC		HC		HC		HC	HC
		WKP25S	WKP35S	WSP45G	WXP40	WSP45G	WXP40	WKP25S	WKP35S
	P4840C-.R-E67	☒	☒	☒	☒	☒	☒	☒	☒
	P4840C-.R-E77	☒	☒	☒	☒	☒	☒	☒	☒
	P4841C-.R-A57	☒	☒	☒	☒	☒	☒	☒	☒
	P4841C-.R-E57	☒	☒	☒	☒	☒	☒	☒	☒
	P4840P-.R-A57	☒	☒	☒	☒	☒	☒	☒	☒
	P4840P-.R-E57	☒	☒	☒	☒	☒	☒	☒	☒
	P4840P-.R-E67	☒	☒	☒	☒	☒	☒	☒	☒
	P4840P-.R-E77	☒	☒	☒	☒	☒	☒	☒	☒
	P4841P-.R-A57	☒	☒	☒	☒	☒	☒	☒	☒
	P4841P-.R-E57	☒	☒	☒	☒	☒	☒	☒	☒

P48 . . C = 中心刀片
P48 . . P = 周边刀片

HC = 涂层硬质合金

B1

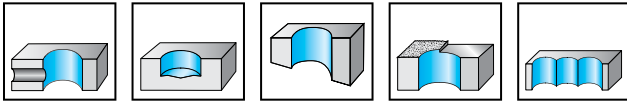
可转位刀片钻头

 D4120 inch

 4×D_C

Z = 1

B1



D4120	P	M	K	N	S	H	O
	●	●	●	●	●		

刀具

	牌号	D _C inch	L _C inch	l ₄ inch	l ₅ inch	d ₁ inch	d ₄ inch	lbs	可转位刀片 数量	型号
 Cylindrical shank with flat	D4120.04-16.66F26-P42	0,656	2,624	3,62	2,281	1,000	1,375	0,016	1 1	P484 . P-2R- ... P484 . C-2R- ...
	D4120.04-17.04F26-P42	0,671	2,684	3,680	2,281	1,000	1,375	0,017	1 1	
	D4120.04-17.45F26-P42	0,687	2,748	3,750	2,281	1,000	1,375	0,017	1 1	
	D4120.04-17.86F26-P42	0,703	2,812	3,810	2,281	1,000	1,375	0,017	1 1	
	D4120.04-18.24F26-P42	0,718	2,872	3,87	2,281	1,000	1,375	0,017	1 1	
	D4120.04-19.05F26-P42	0,750	3,000	4,000	2,281	1,000	1,375	0,018	1 1	
	D4120.04-19.43F26-P42	0,765	3,060	4,060	2,281	1,000	1,375	0,018	1 1	
	D4120.04-19.84F26-P42	0,781	3,124	4,12	2,281	1,000	1,375	0,018	1 1	
 Cylindrical shank with flat	D4120.04-20.62F26-P43	0,812	3,248	4,250	2,281	1,000	1,375	0,019	1 1	P484 . P-3R- ... P484 . C-3R- ...
	D4120.04-21.41F26-P43	0,843	3,372	4,37	2,281	1,000	1,375	0,019	1 1	
	D4120.04-22.23F31-P43	0,875	3,500	4,630	2,281	1,250	1,625	0,030	1 1	
	D4120.04-23.01F31-P43	0,906	3,624	4,750	2,281	1,250	1,625	0,029	1 1	
	D4120.04-23.39F31-P43	0,921	3,684	4,810	2,281	1,250	1,625	0,027	1 1	
	D4120.04-23.80F31-P43	0,937	3,748	4,880	2,281	1,250	1,625	0,031	1 1	
 Cylindrical shank with flat	D4120.04-24.59F31-P44	0,968	3,872	5,000	2,281	1,250	1,625	0,028	1 1	P484 . P-4R- ... P484 . C-4R- ...
	D4120.04-24.99F31-P44	0,984	3,936	5,07	2,281	1,250	1,625	0,032	1 1	
	D4120.04-25.40F31-P44	1,000	4,000	5,130	2,281	1,250	1,625	0,032	1 1	
	D4120.04-26.57F31-P44	1,046	4,184	5,310	2,281	1,250	1,625	0,031	1 1	
	D4120.04-26.97F31-P44	1,062	4,248	5,380	2,281	1,250	1,625	0,034	1 1	
	D4120.04-28.17F31-P44	1,109	4,436	5,57	2,281	1,250	1,625	0,034	1 1	
	D4120.04-28.58F31-P44	1,125	4,500	5,630	2,281	1,250	1,625	0,035	1 1	

刀体和备件包括在供货范围内

WALTER SELECT

机床、夹具和工件系统的稳定性

→ 良好的 = 😊

→ 一般的 = 😐

→ 不利的 = ☹️

备件

D _c [inch]	0,66–0,78	0,81–0,94	0,97–1,12	1,17–1,38	1,42–1,62	1,69–2,25
可转位刀片锁紧螺钉 紧固力矩	FS2111 (T7IP) 0,9 Nm	FS1454 (T8IP) 1,2 Nm	FS1457 (T9IP) 2 Nm	FS2080 (T15IP) 2,5 Nm	FS1453 (T15IP) 3,5 Nm	FS1495 (T20IP) 5 Nm

附件

D _c [inch]	0,66–0,78	0,81–0,94	0,97–1,12	1,17–1,62	1,69–2,25
扭矩螺丝刀, 模拟型	FS2002	FS2002	FS2004	FS2004	FS2004
扭矩螺丝刀, 数显型		FS2248	FS2248	FS2248	FS2248
可换扳手头	FS2011 (T7IP)	FS2012 (T8IP)	FS2013 (T9IP)	FS2014 (T15IP)	FS2015 (T20IP)
螺丝刀	FS2088 (T7IP)	FS1483 (T8IP)	FS1484 (T9IP)	FS1485 (T15IP)	FS1486 (T20IP)

可转位刀片

牌号	规格	P		M		K		N	S
		HC		HC		HC		HC	HC
		WKP25S	WKP35S	WSP45G	WXP40	WSP45G	WXP40	WKP25S	WKP35S
	P4840C-.R-E67	⊗	⊗	⊗	⊗	⊗	⊗	⊗	⊗
	P4840C-.R-E77	⊗	⊗	⊗	⊗	⊗	⊗	⊗	⊗
	P4841C-.R-A57	⊗	⊗	⊗	⊗	⊗	⊗	⊗	⊗
	P4841C-.R-E57	⊗	⊗	⊗	⊗	⊗	⊗	⊗	⊗
	P4840P-.R-A57	⊗	⊗	⊗	⊗	⊗	⊗	⊗	⊗
	P4840P-.R-E57	⊗	⊗	⊗	⊗	⊗	⊗	⊗	⊗
	P4840P-.R-E67	⊗	⊗	⊗	⊗	⊗	⊗	⊗	⊗
	P4840P-.R-E77	⊗	⊗	⊗	⊗	⊗	⊗	⊗	⊗
	P4841P-.R-A57	⊗	⊗	⊗	⊗	⊗	⊗	⊗	⊗
	P4841P-.R-E57	⊗	⊗	⊗	⊗	⊗	⊗	⊗	⊗

P48..C = 中心刀片
P48..P = 周边刀片

HC = 涂层硬质合金

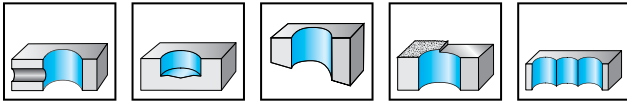
B1

可转位刀片钻头

 D4120 inch

 4×D_C

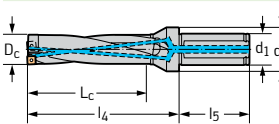
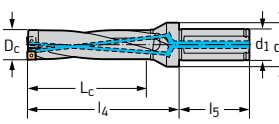
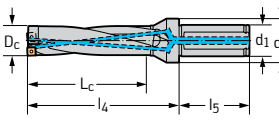
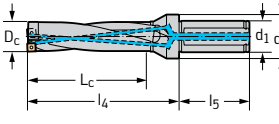
Z = 1



	P	M	K	N	S	H	O
D4120	●●	●	●●	●●	●	●	●

B1

刀具

	牌号	D _C inch	L _C inch	l ₄ inch	l ₅ inch	d ₁ inch	d ₄ inch	lbs	可转位刀片 数量	型号
 Cylindrical shank with flat	D4120.04-29.74F31-P45	1,171	4,684	5,810	2,281	1,250	1,625	0,036	1 1	P484 . P-5R- ... P484 . C-5R- ...
	D4120.04-30.15F31-P45	1,187	4,748	5,880	2,281	1,250	1,625	0,039	1 1	
	D4120.04-31.75F31-P45	1,250	5,000	6,130	2,281	1,250	1,625	0,041	1 1	
	D4120.04-33.32F31-P45	1,312	5,248	6,380	2,281	1,250	1,625	0,043	1 1	
	D4120.04-34.11F31-P45	1,343	5,372	6,496	2,281	1,250	1,625	0,042	1 1	
	D4120.04-34.93F31-P45	1,375	5,500	6,630	2,281	1,250	1,625	0,048	1 1	
 Cylindrical shank with flat	D4120.04-36.09F31-P46	1,421	5,684	6,810	2,281	1,250	1,625	0,043	1 1	P484 . P-6R- ... P484 . C-6R- ...
	D4120.04-36.50F38-P46	1,437	5,748	7,130	2,688	1,500	1,940	0,059	1 1	
	D4120.04-38.10F38-P46	1,500	6,000	7,380	2,688	1,500	1,940	0,066	1 1	
	D4120.04-39.67F38-P46	1,562	6,248	7,630	2,688	1,500	1,940	0,07	1 1	
	D4120.04-41.28F38-P46	1,625	6,500	7,880	2,688	1,500	1,940	0,072	1 1	
	 Cylindrical shank with flat	D4120.04-42.85F38-P47	1,687	6,748	8,128	2,688	1,500	1,940	0,076	1 1
D4120.04-44.45F38-P47		1,750	7,000	8,380	2,688	1,500	1,940	0,081	1 1	
D4120.04-46.02F38-P47		1,812	7,248	8,628	2,688	1,500	1,940	0,087	1 1	
D4120.04-47.63F38-P47		1,875	7,500	8,880	2,688	1,500	1,940	0,093	1 1	
D4120.04-49.20F38-P47		1,937	7,748	9,128	2,688	1,500	1,940	0,1	1 1	
 Cylindrical shank with flat		D4120.04-50.80F51-P48	2,000	8,000	9,62	3,250	2,000	2,440	0,145	1 1
	D4120.04-52.37F51-P48	2,062	8,248	9,868	3,250	2,000	2,440	0,153	1 1	
	D4120.04-53.98F51-P48	2,125	8,500	10,12	3,250	2,000	2,440	0,168	1 1	
	D4120.04-55.55F51-P48	2,187	8,748	10,368	3,250	2,000	2,440	0,171	1 1	
	D4120.04-57.15F51-P48	2,250	9,000	10,62	3,250	2,000	2,440	0,18	1 1	

刀体和备件包括在供货范围内

备件

D _c [inch]	0,66-0,78	0,81-0,94	0,97-1,12	1,17-1,38	1,42-1,62	1,69-2,25
可转位刀片锁紧螺钉 紧固力矩	FS2111 (T7IP) 0,9 Nm	FS1454 (T8IP) 1,2 Nm	FS1457 (T9IP) 2 Nm	FS2080 (T15IP) 2,5 Nm	FS1453 (T15IP) 3,5 Nm	FS1495 (T20IP) 5 Nm

附件

D _c [inch]	0,66-0,78	0,81-0,94	0,97-1,12	1,17-1,62	1,69-2,25
扭矩螺丝刀, 模拟型	FS2002	FS2002	FS2004	FS2004	FS2004
扭矩螺丝刀, 数显型		FS2248	FS2248	FS2248	FS2248
可换扳手头	FS2011 (T7IP)	FS2012 (T8IP)	FS2013 (T9IP)	FS2014 (T15IP)	FS2015 (T20IP)
螺丝刀	FS2088 (T7IP)	FS1483 (T8IP)	FS1484 (T9IP)	FS1485 (T15IP)	FS1486 (T20IP)

可转位刀片

牌号	规格	P		M		K		N	S
		HC		HC		HC		HC	HC
		WKP25S	WKP35S	WSP45G	WXP40	WSP45G	WXP40	WKP25S	WKP35S
	P4840C-.R-E67	⊗	⊗	⊗	⊗	⊗	⊗	⊗	⊗
	P4840C-.R-E77	⊗	⊗	⊗	⊗	⊗	⊗	⊗	⊗
	P4841C-.R-A57	⊗	⊗	⊗	⊗	⊗	⊗	⊗	⊗
	P4841C-.R-E57	⊗	⊗	⊗	⊗	⊗	⊗	⊗	⊗
	P4840P-.R-A57	⊗	⊗	⊗	⊗	⊗	⊗	⊗	⊗
	P4840P-.R-E57	⊗	⊗	⊗	⊗	⊗	⊗	⊗	⊗
	P4840P-.R-E67	⊗	⊗	⊗	⊗	⊗	⊗	⊗	⊗
	P4840P-.R-E77	⊗	⊗	⊗	⊗	⊗	⊗	⊗	⊗
	P4841P-.R-A57	⊗	⊗	⊗	⊗	⊗	⊗	⊗	⊗
	P4841P-.R-E57	⊗	⊗	⊗	⊗	⊗	⊗	⊗	⊗

P48 . . C = 中心刀片
P48 . . P = 周边刀片

HC = 涂层硬质合金

B1

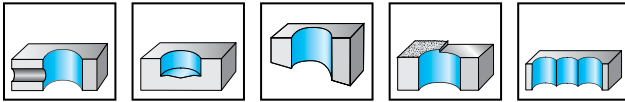
可转位刀片钻头

 D4120 inch

 5×D_C

Z = 1

B1



D4120	P	M	K	N	S	H	O
	●●		●●	●●			

刀具

	牌号	D _c inch	L _c inch	l ₄ inch	l ₅ inch	d ₁ inch	d ₄ inch	lbs	可转位刀片 数量	型号
 Cylindrical shank with flat	D4120.05-16.66F26-P42	0,656	3,280	4,280	2,281	1,000	1,375	0,018	1 1	P484 . P-2R- ... P484 . C-2R- ...
	D4120.05-17.04F26-P42	0,671	3,355	4,355	2,281	1,000	1,375	0,019	1 1	
	D4120.05-17.45F26-P42	0,687	3,435	4,435	2,281	1,000	1,375	0,019	1 1	
	D4120.05-17.86F26-P42	0,703	3,515	4,515	2,281	1,000	1,375	0,019	1 1	
	D4120.05-18.24F26-P42	0,718	3,590	4,59	2,281	1,000	1,375	0,020	1 1	
	D4120.05-19.05F26-P42	0,750	3,750	4,750	2,281	1,000	1,375	0,021	1 1	
	D4120.05-19.43F26-P42	0,765	3,825	4,825	2,281	1,000	1,375	0,020	1 1	
	D4120.05-19.84F26-P42	0,781	3,905	4,905	2,281	1,000	1,375	0,02	1 1	
 Cylindrical shank with flat	D4120.05-20.62F26-P43	0,812	4,06	5,060	2,281	1,000	1,375	0,021	1 1	P484 . P-3R- ... P484 . C-3R- ...
	D4120.05-21.41F26-P43	0,843	4,215	5,215	2,281	1,000	1,375	0,022	1 1	
	D4120.05-22.23F31-P43	0,875	4,375	5,505	2,281	1,250	1,625	0,031	1 1	
	D4120.05-23.01F31-P43	0,906	4,530	5,660	2,281	1,250	1,625	0,032	1 1	
	D4120.05-23.39F31-P43	0,921	4,605	5,735	2,281	1,250	1,625	0,032	1 1	
	D4120.05-23.80F31-P43	0,937	4,685	5,815	2,281	1,250	1,625	0,033	1 1	
 Cylindrical shank with flat	D4120.05-24.59F31-P44	0,968	4,840	5,97	2,281	1,250	1,625	0,033	1 1	P484 . P-4R- ... P484 . C-4R- ...
	D4120.05-24.99F31-P44	0,984	4,92	6,050	2,281	1,250	1,625	0,035	1 1	
	D4120.05-25.40F31-P44	1,000	5,000	6,130	2,362	1,250	1,625	0,035	1 1	
	D4120.05-26.57F31-P44	1,046	5,230	6,360	2,281	1,250	1,625	0,037	1 1	
	D4120.05-26.97F31-P44	1,062	5,31	6,44	2,281	1,250	1,625	0,037	1 1	
	D4120.05-28.17F31-P44	1,109	5,545	6,675	2,281	1,250	1,625	0,040	1 1	
	D4120.05-28.58F31-P44	1,125	5,625	6,755	2,281	1,250	1,625	0,040	1 1	

刀体和备件包括在供货范围内

WALTER SELECT

机床、夹具和工件系统的稳定性

→ 良好的 = 😊

→ 一般的 = 😐

→ 不利的 = 😞

备件

D _c [inch]	0,66-0,78	0,81-0,94	0,97-1,12	1,17-1,38	1,42-1,62	1,69-2,25
可转位刀片锁紧螺钉 紧固力矩	FS2111 (T7IP) 0,9 Nm	FS1454 (T8IP) 1,2 Nm	FS1457 (T9IP) 2 Nm	FS2080 (T15IP) 2,5 Nm	FS1453 (T15IP) 3,5 Nm	FS1495 (T20IP) 5 Nm

附件

D _c [inch]	0,66-0,78	0,81-0,94	0,97-1,12	1,17-1,62	1,69-2,25
扭矩螺丝刀, 模拟型	FS2002	FS2002	FS2004	FS2004	FS2004
扭矩螺丝刀, 数显型		FS2248	FS2248	FS2248	FS2248
可换扳手头	FS2011 (T7IP)	FS2012 (T8IP)	FS2013 (T9IP)	FS2014 (T15IP)	FS2015 (T20IP)
螺丝刀	FS2088 (T7IP)	FS1483 (T8IP)	FS1484 (T9IP)	FS1485 (T15IP)	FS1486 (T20IP)

可转位刀片

牌号	规格	P		M		K		N	S
		HC		HC		HC		HC	HC
		WKP25S	WKP35S	WSP45G	WXP40	WSP45G	WXP40	WKP25S	WKP35S
	P4840C-.R-E67	⊗	⊗	⊗	⊗	⊗	⊗	⊗	⊗
	P4840C-.R-E77	⊗	⊗	⊗	⊗	⊗	⊗	⊗	⊗
	P4841C-.R-A57	⊗	⊗	⊗	⊗	⊗	⊗	⊗	⊗
	P4841C-.R-E57	⊗	⊗	⊗	⊗	⊗	⊗	⊗	⊗
	P4840P-.R-A57	⊗	⊗	⊗	⊗	⊗	⊗	⊗	⊗
	P4840P-.R-E57	⊗	⊗	⊗	⊗	⊗	⊗	⊗	⊗
	P4840P-.R-E67	⊗	⊗	⊗	⊗	⊗	⊗	⊗	⊗
	P4840P-.R-E77	⊗	⊗	⊗	⊗	⊗	⊗	⊗	⊗
	P4841P-.R-A57	⊗	⊗	⊗	⊗	⊗	⊗	⊗	⊗
	P4841P-.R-E57	⊗	⊗	⊗	⊗	⊗	⊗	⊗	⊗

P48..C = 中心刀片
P48..P = 周边刀片

HC = 涂层硬质合金

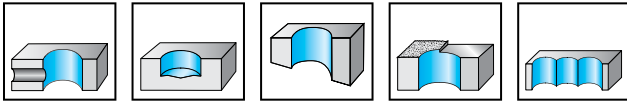
B1

可转位刀片钻头

 D4120 inch

 5×D_c

Z = 1



D4120	P	M	K	N	S	H	O
	●●		●●	●●			

B1

刀具

	牌号	D _c inch	L _c inch	l ₄ inch	l ₅ inch	d ₁ inch	d ₄ inch	lbs	可转位刀片 数量	型号
<p>Cylindrical shank with flat</p>	D4120.05-29.74F31-P45	1,171	5,855	6,985	2,281	1,250	1,625	0,042	1 1	P484 . P-5R- ... P484 . C-5R- ...
	D4120.05-30.15F31-P45	1,187	5,935	7,065	2,281	1,250	1,625	0,042	1 1	
	D4120.05-31.75F31-P45	1,250	6,250	7,380	2,281	1,250	1,625	0,046	1 1	
	D4120.05-33.32F31-P45	1,312	6,56	7,69	2,281	1,250	1,625	0,050	1 1	
	D4120.05-34.11F31-P45	1,343	6,715	7,845	2,281	1,250	1,625	0,052	1 1	
	D4120.05-34.93F31-P45	1,375	6,875	8,005	2,281	1,250	1,625	0,054	1 1	
<p>Cylindrical shank with flat</p>	D4120.05-36.09F31-P46	1,421	7,105	8,235	2,281	1,250	1,625	0,052	1 1	P484 . P-6R- ... P484 . C-6R- ...
	D4120.05-36.50F38-P46	1,437	7,185	8,565	2,688	1,500	1,940	0,068	1 1	
	D4120.05-38.10F38-P46	1,500	7,500	8,880	2,688	1,500	1,940	0,073	1 1	
	D4120.05-39.67F38-P46	1,562	7,81	9,19	2,688	1,500	1,940	0,082	1 1	
	D4120.05-41.28F38-P46	1,625	8,125	9,505	2,688	1,500	1,940	0,082	1 1	
	<p>Cylindrical shank with flat</p>	D4120.05-42.85F38-P47	1,687	8,435	9,815	2,688	1,500	1,940	0,083	1 1
D4120.05-44.45F38-P47		1,750	8,750	10,130	2,688	1,500	1,940	0,092	1 1	
D4120.05-46.02F38-P47		1,812	9,06	10,44	2,688	1,500	1,940	0,099	1 1	
D4120.05-47.63F38-P47		1,875	9,375	10,755	2,688	1,500	1,940	0,107	1 1	
D4120.05-49.20F38-P47		1,937	9,685	11,065	2,688	1,500	1,940	0,115	1 1	
<p>Cylindrical shank with flat</p>		D4120.05-50.80F51-P48	2,000	10,000	11,62	3,250	2,000	2,440	0,163	1 1
	D4120.05-52.37F51-P48	2,062	10,31	11,930	3,250	2,000	2,440	0,173	1 1	
	D4120.05-53.98F51-P48	2,125	10,625	12,245	3,250	2,000	2,440	0,184	1 1	
	D4120.05-55.55F51-P48	2,187	10,935	12,555	3,250	2,000	2,440	0,195	1 1	
	D4120.05-57.15F51-P48	2,250	11,250	12,87	3,250	2,000	2,440	0,206	1 1	

刀体和备件包括在供货范围内

备件

D _c [inch]	0,66-0,78	0,81-0,94	0,97-1,12	1,17-1,38	1,42-1,62	1,69-2,25
可转位刀片锁紧螺钉 紧固力矩	FS2111 (T7IP) 0,9 Nm	FS1454 (T8IP) 1,2 Nm	FS1457 (T9IP) 2 Nm	FS2080 (T15IP) 2,5 Nm	FS1453 (T15IP) 3,5 Nm	FS1495 (T20IP) 5 Nm

附件

D _c [inch]	0,66-0,78	0,81-0,94	0,97-1,12	1,17-1,62	1,69-2,25
扭矩螺丝刀, 模拟型	FS2002	FS2002	FS2004	FS2004	FS2004
扭矩螺丝刀, 数显型		FS2248	FS2248	FS2248	FS2248
可换扳手头	FS2011 (T7IP)	FS2012 (T8IP)	FS2013 (T9IP)	FS2014 (T15IP)	FS2015 (T20IP)
螺丝刀	FS2088 (T7IP)	FS1483 (T8IP)	FS1484 (T9IP)	FS1485 (T15IP)	FS1486 (T20IP)

可转位刀片

牌号	规格	P		M		K		N	S		
		HC	HC	HC	HC	HC	HC	HC			
		WKP25S	WKP35S	WSP45G	WXP40	WSP45G	WXP40	WKP25S	WKP35S	WNI15	WSP45G
	P4840C-.R-E67	☒	☒	☒	☒	☒	☒	☒	☒		☒
	P4840C-.R-E77									☒	
	P4841C-.R-A57	☒	☒	☒	☒	☒	☒	☒	☒		☒
	P4841C-.R-E57	☒	☒	☒	☒	☒	☒	☒	☒		☒
	P4840P-.R-A57	☒	☒	☒	☒			☒	☒		☒
	P4840P-.R-E57	☒	☒	☒	☒			☒	☒		☒
	P4840P-.R-E67	☒	☒	☒	☒			☒	☒		☒
	P4840P-.R-E77									☒	
	P4841P-.R-A57	☒	☒	☒	☒			☒	☒		☒
	P4841P-.R-E57	☒	☒	☒	☒			☒	☒		☒

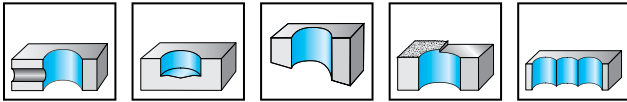
P48..C = 中心刀片
P48..P = 周边刀片

HC = 涂层硬质合金

B1

可转位刀片钻头

 D3120 mm

2×D_c
Z = 1


D3120	P	M	K	N	S	H	O
	●●	●●	●●	●●	●●		

B1

刀具

	牌号	D _c mm	L _c mm	l ₄ mm	l ₅ mm	d ₁ mm	d ₄ mm	kg	可转位刀片数量	型号
<p>Cylindrical shank with flat</p>	D3120-02-16.00F25-P21	16	32	57	56	25	32	0,3	2	P284 . S-1N- ..
	D3120-02-17.00F25-P21	17	34	59	56	25	32	0,31	2	
	D3120-02-18.00F25-P21	18	36	61	56	25	32	0,31	2	
	D3120-02-19.00F25-P21	19	38	63	56	25	32	0,32	2	
	D3120-02-20.00F25-P21	20	40	65	56	25	32	0,34	2	
<p>Cylindrical shank with flat</p>	D3120-02-21.00F25-P22	21	42	67	56	25	32	0,36	2	P284 . S-2N- ..
	D3120-02-22.00F25-P22	22	44	69	56	25	32	0,35	2	
	D3120-02-23.00F25-P22	23	46	71	56	25	32	0,36	2	
	D3120-02-24.00F25-P22	24	48	73	56	25	32	0,37	2	
	D3120-02-25.00F25-P22	25	50	75	56	25	32	0,39	2	
<p>Cylindrical shank with flat</p>	D3120-02-26.00F32-P23	26	52	84	60	32	40	0,62	2	P284 . S-3N- ..
	D3120-02-27.00F32-P23	27	54	86	60	32	40	0,68	2	
	D3120-02-28.00F32-P23	28	56	88	60	32	40	0,66	2	
	D3120-02-29.00F32-P23	29	58	90	60	32	40	0,69	2	
	D3120-02-30.00F32-P23	30	60	92	60	32	40	0,71	2	
<p>Cylindrical shank with flat</p>	D3120-02-31.00F32-P24	31	62	94	60	32	40	0,69	2	P284 . S-4N- ..
	D3120-02-32.00F32-P24	32	64	96	60	32	40	0,72	2	
	D3120-02-33.00F32-P24	33	66	98	60	32	40	0,75	2	
	D3120-02-34.00F32-P24	34	68	100	60	32	40	0,78	2	
	D3120-02-35.00F32-P24	35	70	102	60	32	40	0,81	2	
	D3120-02-36.00F32-P24	36	72	104	60	32	40	0,85	2	
<p>Cylindrical shank with flat</p>	D3120-02-37.00F40-P25	37	74	114	70	40	50	1,28	2	P284 . S-5N- ..
	D3120-02-38.00F40-P25	38	76	116	70	40	50	1,32	2	
	D3120-02-39.00F40-P25	39	78	118	70	40	50	1,36	2	
	D3120-02-40.00F40-P25	40	80	120	70	40	50	1,39	2	
	D3120-02-41.00F40-P25	41	82	122	70	40	50	1,44	2	
	D3120-02-42.00F40-P25	42	84	124	70	40	50	1,48	2	

刀体和备件包括在供货范围内

备件

D _c [mm]	16-20	21-25	26-30	31-36	37-42
可转位刀片锁紧螺钉 紧固力矩	FS1454 (T8IP) 1.2 Nm	FS1456 (T9IP) 2 Nm	FS2181 (T15IP) 3 Nm	FS2119 (T15IP) 3 Nm	FS2139 (T20IP) 5 Nm

附件

D _c [mm]	16-20	21-25	26-36	37-42
偏心套, 直径调整范围 -0.2 – +0.55mm			FS723	FS724
偏心套, 直径调整范围 -0.2 – +0.55mm	FS722	FS722		
扭矩螺丝刀, 模拟型	FS2001	FS2003	FS2003	FS2003
扭矩螺丝刀, 数显型	FS2248	FS2248	FS2248	FS2248
可换扳手头			FS2014 (T15IP)	FS2015 (T20IP)
螺丝刀			FS1485 (T15IP)	FS1486 (T20IP)
可换扳手头	FS2012 (T8IP)	FS2013 (T9IP)		
螺丝刀	FS1483 (T8IP)	FS1484 (T9IP)		

可转位刀片

牌号	规格	P				M				K		N		S	
		HC				HC				HC	HW	HC	HW	HC	
		WKP25S	WKP35S	WSP45G	WSP45S	WXP40	WSP45G	WSP45S	WXP40	WKP25S	WKP35S	WNI15	WNI15	WSP45G	WSP45S
	P2840S-N-A57	☑	☑	☑	☑	☑	☑	☑	☑	☑			☑	☑	
	P2840S-N-E67		☑	☑	☑	☑	☑	☑	☑	☑			☑	☑	
	P2840S-N-E77												☑	☑	
	P2841S-N-A57	☑	☑	☑	☑	☑	☑	☑	☑	☑			☑	☑	
	P2841S-N-E57	☑												☑	☑
	P2841S-N-E67		☑	☑	☑	☑	☑	☑	☑	☑				☑	☑

HC = 涂层硬质合金
HW = 无涂层硬质合金

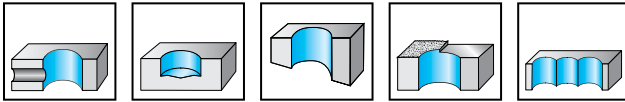
B1

可转位刀片钻头

 D3120 mm

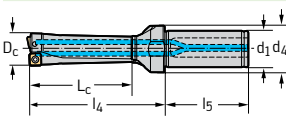
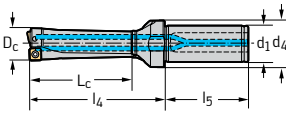
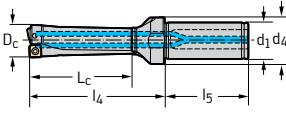
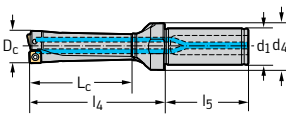

$3 \times D_c$	$Z = 1$
----------------	---------

B1




D3120	P	M	K	N	S	H	O
	●●	●●	●●	●●	●●		

刀具

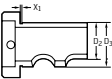



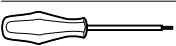
	牌号	D_c mm	L_c mm	l_4 mm	l_5 mm	d_1 mm	d_4 mm	kg	可转位刀片数量	型号
 Cylindrical shank with flat	D3120-03-16.00F25-P21	16	48	73	56	25	32	0,31	2	P284 . S-1N- ..
	D3120-03-17.00F25-P21	17	51	76	56	25	32	0,32	2	
	D3120-03-17.50F25-P21	17,5	52,5	77,5	56	25	32	0,33	2	
	D3120-03-18.00F25-P21	18	54	79	56	25	32	0,33	2	
	D3120-03-19.00F25-P21	19	57	82	56	25	32	0,34	2	
	D3120-03-19.50F25-P21	19,5	58,5	83,5	56	25	32	0,35	2	
	D3120-03-20.00F25-P21	20	60	85	56	25	32	0,4	2	
 Cylindrical shank with flat	D3120-03-21.00F25-P22	21	63	88	56	25	32	0,36	2	P284 . S-2N- ..
	D3120-03-22.00F25-P22	22	66	91	56	25	32	0,42	2	
	D3120-03-23.00F25-P22	23	69	94	56	25	32	0,37	2	
	D3120-03-24.00F25-P22	24	72	97	56	25	32	0,42	2	
	D3120-03-25.00F25-P22	25	75	100	56	25	32	0,46	2	
 Cylindrical shank with flat	D3120-03-26.00F32-P23	26	78	110	60	32	40	0,67	2	P284 . S-3N- ..
	D3120-03-26.50F32-P23	26,5	79,5	111,5	60	32	40	0,69	2	
	D3120-03-27.00F32-P23	27	81	113	60	32	40	0,74	2	
	D3120-03-28.00F32-P23	28	84	116	60	32	40	0,73	2	
	D3120-03-29.00F32-P23	29	87	119	60	32	40	0,76	2	
	D3120-03-29.50F32-P23	29,5	88,5	120,5	60	32	40	0,78	2	
	D3120-03-30.00F32-P23	30	90	122	60	32	40	0,84	2	
 Cylindrical shank with flat	D3120-03-31.00F32-P24	31	93	125	60	32	40	0,78	2	P284 . S-4N- ..
	D3120-03-32.00F32-P24	32	96	128	60	32	40	0,86	2	
	D3120-03-33.00F32-P24	33	99	131	60	32	40	0,86	2	
	D3120-03-34.00F32-P24	34	102	134	60	32	40	0,9	2	
	D3120-03-35.00F32-P24	35	105	137	60	32	40	0,95	2	
	D3120-03-36.00F32-P24	36	108	140	60	32	40	1	2	

刀具和备件包括在供货范围内


备件

D _c [mm]	16-20	21-25	26-30	29,5	31-36
 可转位刀片锁紧螺钉 紧固力矩	FS1454 (T8IP) 1,2 Nm	FS1456 (T9IP) 2 Nm	FS2181 (T15IP) 3 Nm	FS2119 (T15IP) 3 Nm	FS1456 (T9IP) 2 Nm

附件

D _c [mm]	16-20	21-25	26-36	26,5-29,5
 偏心套, 直径调整范围 -0.2 – +0.55mm	FS722	FS722	FS723	FS723
 扭矩螺丝刀, 模拟型	FS2001	FS2003	FS2003	FS2003
 扭矩螺丝刀, 数显型	FS2248	FS2248	FS2248	FS2248
 可换扳手头	FS2012 (T8IP)	FS2013 (T9IP)	FS2014 (T15IP)	FS2013 (T9IP)
 螺丝刀	FS1483 (T8IP)	FS1484 (T9IP)	FS1485 (T15IP)	FS1484 (T9IP)

可转位刀片

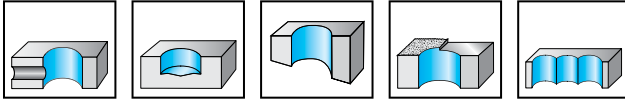
牌号	规格	P				M			K		N		S	
		HC				HC			HC		HW		HC	
		WKP25S	WKP35S	WSP45G	WSP45S	WXP40	WSP45G	WSP45S	WXP40	WKP25S	WKP35S	WNN15	WNI5	WSP45G
	P2840S-.N-A57	1-4	☒	☒	☒	☒	☒	☒	☒	☒			☒	☒
	P2840S-.N-E67	1-4		☒	☒	☒	☒	☒	☒	☒			☒	☒
	P2840S-.N-E77	1-4		☒	☒	☒	☒	☒	☒	☒			☒	☒
	P2841S-.N-A57	1-4	☒	☒	☒	☒	☒	☒	☒	☒	☒	☒	☒	☒
	P2841S-.N-E57	1-4	☒	☒	☒	☒	☒	☒	☒	☒	☒	☒	☒	☒
	P2841S-.N-E67	1-4		☒	☒	☒	☒	☒	☒	☒	☒			☒

HC = 涂层硬质合金
HW = 无涂层硬质合金

B1

可转位刀片钻头

 D3120 mm

3×D_c
Z = 1


	P	M	K	N	S	H	O
D3120	●●	●●	●●	●●	●●	●●	●●

B1

刀具

	牌号	D _c mm	L _c mm	l ₄ mm	l ₅ mm	d ₁ mm	d ₄ mm	kg	可转位刀片数量	型号
 Cylindrical shank with flat	D3120-03-37.00F40-P25	37	111	151	70	40	50	1,43	2	P284 . S-5N- ..
	D3120-03-37.50F40-P25	37,5	112,5	152,5	70	40	50	1,46	2	
	D3120-03-38.00F40-P25	38	114	154	70	40	50	1,49	2	
	D3120-03-39.00F40-P25	39	117	157	70	40	50	1,64	2	
	D3120-03-40.00F40-P25	40	120	160	70	40	50	1,6	2	
	D3120-03-40.50F40-P25	40,5	121,5	161,5	70	40	50	1,64	2	
	D3120-03-41.00F40-P25	41	123	163	70	40	50	1,67	2	
 Cylindrical shank with flat	D3120-03-42.00F40-P25	42	126	166	70	40	50	1,83	2	P284 . S-6N- ..
	D3120-03-43.00F40-P26	43	129	169	70	40	50	1,74	2	
	D3120-03-44.00F40-P26	44	132	172	70	40	50	1,81	2	
	D3120-03-45.00F40-P26	45	135	175	70	40	50	1,89	2	
	D3120-03-46.00F40-P26	46	138	178	70	40	50	1,98	2	
	D3120-03-47.00F40-P26	47	141	181	70	40	50	2,05	2	
	D3120-03-48.00F40-P26	48	144	184	70	40	50	2,14	2	
	D3120-03-49.00F40-P26	49	147	187	70	40	50	2,23	2	
	D3120-03-50.00F40-P26	50	150	190	70	40	50	2,33	2	

刀体和备件包括在供货范围内

备件

	D _c [mm]	37-42	43-50
	可转位刀片锁紧螺钉 紧固力矩	FS2139 (T20IP) 5 Nm	FS2281 (T20IP) 5 Nm

附件

	D _c [mm]	37-50
	偏心套, 直径调整范围 -0.2 – +0.55mm	FS724
	扭矩螺丝刀, 模拟型	FS2003
	扭矩螺丝刀, 数显型	FS2248
	可换扳手头	FS2015 (T20IP)
	螺丝刀	FS1486 (T20IP)

可转位刀片

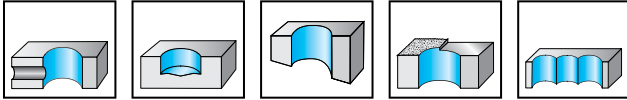
牌号	规格	P		M			K		N		S	
		HC		HC			HC		HC	HW	HC	
		WKP25S	WKP35S	WSP45G	WSP45S	WXP40	WKP25S	WKP35S	WNN15	WN15	WSP45G	WSP45S
	P2840S-N-A57	5-6	✘	✘	✘	✘	✘	✘	✘	✘	✘	✘
	P2840S-N-E67	5-6	✘	✘	✘	✘	✘	✘	✘	✘	✘	✘
	P2840S-N-E77	5-6	✘	✘	✘	✘	✘	✘	✘	✘	✘	✘
	P2841S-N-A57	5-6	✘	✘	✘	✘	✘	✘	✘	✘	✘	✘
	P2841S-N-E57	5-6	✘	✘	✘	✘	✘	✘	✘	✘	✘	✘
	P2841S-N-E67	5-6	✘	✘	✘	✘	✘	✘	✘	✘	✘	✘

HC = 涂层硬质合金
HW = 无涂层硬质合金

B1

可转位刀片钻头

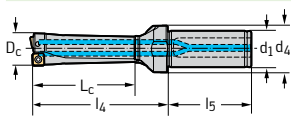
 D3120 mm

3×D_c
Z = 1


	P	M	K	N	S	H	O
D3120	●●	●	●●	●●●	●	●	●

B1

刀具



Cylindrical shank with flat

牌号	D _c mm	L _c mm	l ₄ mm	l ₅ mm	d ₁ mm	d ₄ mm	kg	可转位刀片数量	型号
D3120-03-50.50F40-P27	50,5	151,5	191,5	70	40	50	2,29	2	P284 . S-7N- ..
D3120-03-51.00F40-P27	51	153	193	70	40	50	2,34	2	
D3120-03-52.00F40-P27	52	156	196	70	40	50	2,44	2	
D3120-03-53.00F40-P27	53	159	199	70	40	50	2,55	2	
D3120-03-54.00F40-P27	54	162	202	70	40	50	2,67	2	
D3120-03-54.50F40-P27	54,5	163,5	203,5	70	40	50	2,73	2	
D3120-03-55.00F40-P27	55	165	205	70	40	50	2,79	2	
D3120-03-56.00F40-P27	56	168	208	70	40	50	2,91	2	
D3120-03-57.00F40-P27	57	171	211	70	40	50	3,04	2	
D3120-03-58.00F40-P27	58	174	214	70	40	50	3,17	2	

刀体和备件包括在供货范围内

备件

	D _c [mm]	50,5-58
	可转位刀片锁紧螺钉 紧固力矩	FS2281 (T20IP) 5 Nm

附件

	D _c [mm]	50,5-58
	偏心套, 直径调整范围 -0.2 – +0.55mm	FS724
	扭矩螺丝刀, 模拟型	FS2003
	扭矩螺丝刀, 数显型	FS2248
	可换扳手头	FS2015 (T20IP)
	螺丝刀	FS1486 (T20IP)

可转位刀片

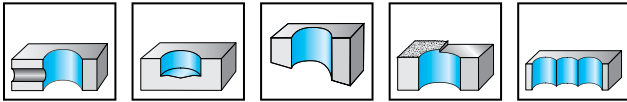
牌号	规格	P		M			K		N		S	
		HC		HC			HC		HC	HW	HC	
		WKP25S	WKP35S	WSP45G	WSP45S	WXP40	WKP25S	WKP35S	WNN15	WNI5	WSP45G	WSP45S
	P2840S-N-A57	7	7	7	7	7	7	7	7	7	7	7
	P2840S-N-E67	7	7	7	7	7	7	7	7	7	7	7
	P2840S-N-E77	7	7	7	7	7	7	7	7	7	7	7
	P2841S-N-A57	7	7	7	7	7	7	7	7	7	7	7
	P2841S-N-E57	7	7	7	7	7	7	7	7	7	7	7
P2841S-N-E67	7	7	7	7	7	7	7	7	7	7	7	

HC = 涂层硬质合金
HW = 无涂层硬质合金

B1

可转位刀片钻头

 D3120 mm

4×D_C
Z=1


	P	M	K	N	S	H	O
D3120	●●	●	●●	●●	●	●	●


B1

刀具

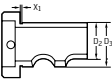



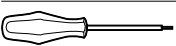
	牌号	D _c mm	L _c mm	l ₄ mm	l ₅ mm	d ₁ mm	d ₄ mm	kg	可转位刀片数量	型号
 Cylindrical shank with flat	D3120-04-16.00F25-P21	16	64	89	56	25	32	0,35	2	P284 . S-1N- ..
	D3120-04-17.00F25-P21	17	68	93	56	25	32	0,33	2	
	D3120-04-18.00F25-P21	18	72	97	56	25	32	0,35	2	
	D3120-04-19.00F25-P21	19	76	101	56	25	32	0,36	2	
	D3120-04-20.00F25-P21	20	80	105	56	25	32	0,38	2	
 Cylindrical shank with flat	D3120-04-21.00F25-P22	21	84	109	56	25	32	0,38	2	P284 . S-2N- ..
	D3120-04-22.00F25-P22	22	88	113	56	25	32	0,43	2	
	D3120-04-23.00F25-P22	23	92	117	56	25	32	0,43	2	
	D3120-04-24.00F25-P22	24	96	121	56	25	32	0,46	2	
	D3120-04-25.00F25-P22	25	100	125	56	25	32	0,49	2	
 Cylindrical shank with flat	D3120-04-26.00F32-P23	26	104	136	60	32	40	0,72	2	P284 . S-3N- ..
	D3120-04-27.00F32-P23	27	108	140	60	32	40	0,76	2	
	D3120-04-28.00F32-P23	28	112	144	60	32	40	0,8	2	
	D3120-04-29.00F32-P23	29	116	148	60	32	40	0,84	2	
	D3120-04-30.00F32-P23	30	120	152	60	32	40	0,88	2	
 Cylindrical shank with flat	D3120-04-31.00F32-P24	31	124	156	60	32	40	0,86	2	P284 . S-4N- ..
	D3120-04-32.00F32-P24	32	128	160	60	32	40	0,91	2	
	D3120-04-33.00F32-P24	33	132	164	60	32	40	0,96	2	
	D3120-04-34.00F32-P24	34	136	168	60	32	40	1,09	2	
	D3120-04-35.00F32-P24	35	140	172	60	32	40	1,08	2	
 Cylindrical shank with flat	D3120-04-36.00F32-P24	36	144	176	60	32	40	1,15	2	P284 . S-5N- ..
	D3120-04-37.00F40-P25	37	148	188	70	40	50	1,59	2	
	D3120-04-38.00F40-P25	38	152	192	70	40	50	1,66	2	
	D3120-04-39.00F40-P25	39	156	196	70	40	50	1,74	2	
	D3120-04-40.00F40-P25	40	160	200	70	40	50	1,89	2	
	D3120-04-41.00F40-P25	41	164	204	70	40	50	1,9	2	
	D3120-04-42.00F40-P25	42	168	208	70	40	50	1,99	2	

刀具和备件包括在供货范围内

备件

D _c [mm]	16-20	21-25	26-30	31-36	37-42
 可转位刀片锁紧螺钉 紧固力矩	FS1454 (T8IP) 1.2 Nm	FS1456 (T9IP) 2 Nm	FS2181 (T15IP) 3 Nm	FS2119 (T15IP) 3 Nm	FS2139 (T20IP) 5 Nm

附件

D _c [mm]	16-20	21-25	26-36	37-42
 偏心套, 直径调整范围 -0.2 – +0.55mm	FS722	FS722	FS723	FS724
 扭矩螺丝刀, 模拟型	FS2001	FS2003	FS2003	FS2003
 扭矩螺丝刀, 数显型	FS2248	FS2248	FS2248	FS2248
 可换扳手头	FS2012 (T8IP)	FS2013 (T9IP)	FS2014 (T15IP)	FS2015 (T20IP)
 螺丝刀	FS1483 (T8IP)	FS1484 (T9IP)	FS1485 (T15IP)	FS1486 (T20IP)

可转位刀片

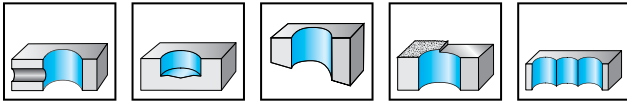
牌号	规格	P				M			K		N		S	
		HC				HC			HC		HC	HW	HC	
		WKP25S	WKP35S	WSP45G	WSP45S	WXP40	WSP45G	WSP45S	WXP40	WKP25S	WKP35S	WNN15	WN15	WSP45G
 P2840S-.N-A57	1-5	☞	☞	☞	☞	☞	☞	☞	☞	☞			☞	☞
P2840S-.N-E67	1-5		☞	☞	☞	☞	☞	☞	☞	☞			☞	☞
P2840S-.N-E77	1-5		☞	☞	☞	☞	☞	☞	☞	☞			☞	☞
P2841S-.N-A57	1-5	☞	☞	☞	☞	☞	☞	☞	☞	☞			☞	☞
P2841S-.N-E57	1-5	☞	☞	☞	☞	☞	☞	☞	☞	☞			☞	☞
P2841S-.N-E67	1-5		☞	☞	☞	☞	☞	☞	☞	☞			☞	☞

HC = 涂层硬质合金
HW = 无涂层硬质合金

B1

可转位刀片钻头

 D3120 inch

3×D_C
Z=1


D3120	P	M	K	N	S	H	O
-------	---	---	---	---	---	---	---

B1

刀具

牌号	D _c inch	L _c inch	l ₄ inch	l ₅ inch	d ₁ inch	d ₄ inch	lbs	可转位刀片数量	型号
 D3120.03-19.05F26-P21 Cylindrical shank with flat	0,750	2,252	3,256	2,281	1,000	1,378	0,015	2	P284 . S-1N- ..
 D3120.03-22.23F26-P22 Cylindrical shank with flat	0,875	2,626	3,630	2,281	1,000	1,378	0,016	2	P284 . S-2N- ..
 D3120.03-25.40F26-P22	1,000	3,000	4,004	2,281	1,000	1,378	0,019	2	
 D3120.03-28.58F31-P23 Cylindrical shank with flat	1,125	3,378	4,634	2,281	1,250	1,622	0,029	2	P284 . S-3N- ..
 D3120.03-31.75F31-P24 Cylindrical shank with flat	1,250	3,752	5,008	2,281	1,250	1,622	0,031	2	P284 . S-4N- ..
 D3120.03-34.93F31-P24	1,375	4,126	5,382	2,281	1,250	1,622	0,037	2	
 D3120.03-38.10F38-P25 Cylindrical shank with flat	1,500	4,500	6,075	2,688	1,500	1,929	0,055	2	P284 . S-5N- ..

刀体和备件包括在供货范围内

备件

D _c [inch]	0,75	0,88-1	1,12	1,25-1,38	1,5
可转位刀片锁紧螺钉 紧固力矩	FS1454 (T8IP) 1,2 Nm	FS1456 (T9IP) 2 Nm	FS2181 (T15IP) 3 Nm	FS2119 (T15IP) 3 Nm	FS2139 (T20IP) 5 Nm

附件

D _c [inch]	0,75	0,88-1	1,12-1,38	1,5
扭矩螺丝刀, 模拟型	FS2002	FS2004	FS2004	FS2004
扭矩螺丝刀, 数显型	FS2248	FS2248	FS2248	FS2248
可换扳手头	FS2012 (T8IP)	FS2013 (T9IP)	FS2014 (T15IP)	FS2015 (T20IP)
螺丝刀	FS1483 (T8IP)	FS1484 (T9IP)	FS1485 (T15IP)	FS1486 (T20IP)

可转位刀片

牌号	规格	P				M			K		N		S	
		HC				HC			HC	HW	HC	HW	HC	
		WKP25S	WKP35S	WSP45G	WSP45S	WXP40	WSP45G	WSP45S	WXP40	WKP25S	WKP35S	WNI15	WNI15	WSP45G
	P2840S-.N-A57	1-5	⊗	⊗	⊗	⊗	⊗	⊗	⊗	⊗			⊗	⊗
	P2840S-.N-E67	1-5		⊗	⊗	⊗	⊗	⊗	⊗	⊗			⊗	⊗
	P2840S-.N-E77	1-5									⊗	⊗		
	P2841S-.N-A57	1-5	⊗	⊗	⊗	⊗	⊗	⊗	⊗	⊗			⊗	⊗
	P2841S-.N-E57	1-5	⊗	⊗	⊗	⊗	⊗	⊗	⊗	⊗			⊗	⊗
	P2841S-.N-E67	1-5	⊗	⊗	⊗	⊗	⊗	⊗	⊗	⊗			⊗	⊗

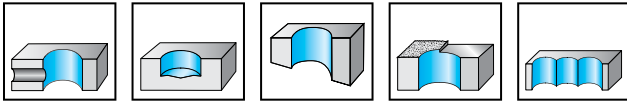
HC = 涂层硬质合金
HW = 无涂层硬质合金

B1

钻头

 B3212 mm

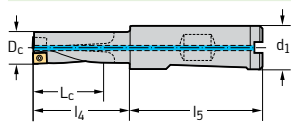

D_c 10-18	$2 \times D_c$	Z = 1
----------------	----------------	-------



B3212	P	M	K	N	S	H	O
	●●	●●	●●	●●	●●		

B1

刀具



DIN 6535 HE, turned 180° DIN 6535 HB

牌号	D_c mm	L_c mm	l_4 mm	l_5 mm	d_1 mm	kg	可转位刀片 数量	型号
B3212.DF.10.0.Z01.20R	10	20	31	48	16	0,09	1 1	LCMX050203- ..
B3212.DF.10.2.Z01.20R	10,2	20,4	31	48	16	0,09	1 1	LCMX050203- ..
B3212.DF.10.5.Z01.21R	10,5	21	32	48	16	0,09	1 1	
B3212.DF.11.0.Z01.22R	11	22	34	48	16	0,09	1 1	
B3212.DF.11.5.Z01.23R	11,5	23	35	48	16	0,09	1 1	
B3212.DF.11.7.Z01.23R	11,7	23,4	35	48	16	0,09	1 1	
B3212.DF.12.0.Z01.24R	12	24	36	48	16	0,1	1 1	
B3212.DF.12.5.Z01.25R	12,5	25	38	48	16	0,1	1 1	
B3212.DF.13.0.Z01.26R	13	26	39	48	16	0,1	1 1	
B3212.DF.13.5.Z01.27R	13,5	27	40	48	16	0,1	1 1	
B3212.DF.13.7.Z01.27R	13,7	27,4	41	48	16	0,1	1 1	
B3212.DF.14.0.Z01.28R	14	28	42	48	16	0,1	1 1	LCMX06T204- .. LCMX06T204- ..
B3212.DF.14.5.Z01.29R	14,5	29	43	48	16	0,11	1 1	
B3212.DF.15.0.Z01.30R	15	30	44	48	16	0,11	1 1	
B3212.DF.15.5.Z01.31R	15,5	31	45	48	16	0,11	1 1	
B3212.DF.15.7.Z01.31R	15,7	31,4	46	48	16	0,11	1 1	
B3212.DF.16.0.Z01.32R	16	32	47	48	16	0,11	1 1	
B3212.DF.16.5.Z01.33R	16,5	33	48	48	16	0,12	1 1	
B3212.DF.17.0.Z01.34R	17	34	49	48	16	0,12	1 1	
B3212.DF.17.5.Z01.35R	17,5	35	51	48	16	0,13	1 1	
B3212.DF.18.0.Z01.36R	18	36	52	48	16	0,13	1 1	

X 向调整, 用于大于公称直径的实心钻孔

 $X = +0.2 \text{ mm} / -0.1 \text{ mm} \rightarrow \Delta D = +0.4 \text{ mm} / -0.2 \text{ mm}$

注意: 使用旋转式刀具钻通孔时, 会产生一个圆片。圆片可能会飞出。请采取预防和保护措施!

刀体和备件包括在供货范围内

备件				
D _c [mm]		10-13,7	14-15,7	16-18
	可转位刀片锁紧螺钉 紧固力矩	FS1012 (T6) 0,4 Nm	FS1004 (T7) 0,6 Nm	FS1020 (T7) 0,6 Nm

附件				
D _c [mm]		10-13,7	14-18	
	偏心套	FS1207	FS1207	
	螺丝刀	FS1063 (T6)	FS309 (T7)	
	侧压刀柄锁紧螺钉	FS1209 (SW 8)	FS1209 (SW 8)	
	扭矩螺丝刀, 模拟型	FS2001	FS2001	
	可换扳手头	FS2005 (T6)	FS2006 (T7)	

可转位刀片

牌号	l mm	l ₂ mm	P					M			K		N		S	
			HC					HC			HC		HW		HC	
			WKP25S	WKP35S	WSP45G	WSP45S	WXP40	WSP45G	WSP45S	WXP40	WKP25S	WKP35S	WNN15	WN15	WSP45G	WSP45S
LCGX050203-E77	4	5,2	⊕	⊕	⊕	⊕	⊕	⊕	⊕	⊕	⊕	⊕	⊕	⊕	⊕	⊕
LCMX050203-B57	4	5,2	⊕	⊕	⊕	⊕	⊕	⊕	⊕	⊕	⊕	⊕	⊕	⊕	⊕	⊕
LCMX050203-D57	4	5,2	⊕	⊕	⊕	⊕	⊕	⊕	⊕	⊕	⊕	⊕	⊕	⊕	⊕	⊕
LCMX050203-E57	4	5,2	⊕	⊕	⊕	⊕	⊕	⊕	⊕	⊕	⊕	⊕	⊕	⊕	⊕	⊕
LCGX06T204-E77	5,2	6,6	⊕	⊕	⊕	⊕	⊕	⊕	⊕	⊕	⊕	⊕	⊕	⊕	⊕	⊕
LCMX06T204-B57	5,2	6,6	⊕	⊕	⊕	⊕	⊕	⊕	⊕	⊕	⊕	⊕	⊕	⊕	⊕	⊕
LCMX06T204-D57	5,2	6,6	⊕	⊕	⊕	⊕	⊕	⊕	⊕	⊕	⊕	⊕	⊕	⊕	⊕	⊕
LCMX06T204-E57	5,2	6,6	⊕	⊕	⊕	⊕	⊕	⊕	⊕	⊕	⊕	⊕	⊕	⊕	⊕	⊕

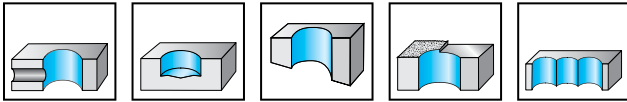
HC = 涂层硬质合金
HW = 无涂层硬质合金

B1

钻头

 B3212 inch

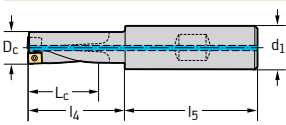

$2 \times D_c$	$Z = 1$
----------------	---------



B3212	●	●	●	●	●	●	●
-------	---	---	---	---	---	---	---

B1


刀具

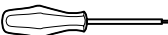




Cylindrical shank with flat


牌号	D _c inch	L _c inch	l ₄ inch	l ₅ inch	d ₁ inch	lbs	可转位刀片数量	型号
B3212.U3F.0099.Z01.20R	0,391	0,782	1,229	1,969	0,750	0,005	1 1	LCMX050203- ..
B3212.U3F.0103.Z01.21R	0,406	0,812	1,275	1,969	0,750	0,005	1 1	LCMX050203- ..
B3212.U3F.0107.Z01.21R	0,421	0,842	1,321	1,969	0,750	0,006	1 1	
B3212.U3F.0111.Z01.22R	0,437	0,874	1,370	1,969	0,750	0,005	1 1	
B3212.U3F.0115.Z01.23R	0,453	0,906	1,420	1,969	0,750	0,005	1 1	
B3212.U3F.0119.Z01.24R	0,469	0,938	1,469	1,969	0,750	0,005	1 1	
B3212.U3F.0123.Z01.25R	0,484	0,968	1,516	1,969	0,750	0,005	1 1	
B3212.U3F.0127.Z01.25R	0,500	1,000	1,565	1,969	0,750	0,008	1 1	
B3212.U3F.0131.Z01.26R	0,515	1,030	1,612	1,969	0,750	0,006	1 1	
B3212.U3F.0135.Z01.27R	0,531	1,062	1,661	1,969	0,750	0,008	1 1	
B3212.U3F.0139.Z01.28R	0,547	1,094	1,722	1,969	0,750	0,006	1 1	LCMX06T204- .. LCMX06T204- ..
B3212.U3F.0143.Z01.29R	0,562	1,124	1,768	1,969	0,750	0,006	1 1	
B3212.U3F.0155.Z01.31R	0,609	1,218	1,914	1,969	0,750	0,006	1 1	
B3212.U3F.0159.Z01.32R	0,625	1,250	1,963	1,969	0,750	0,008	1 1	

刀具和备件包括在供货范围内

备件			
D _c [inch]		0,39–0,53	0,55–0,62
	可转位刀片锁紧螺钉 紧固力矩	FS1012 (T6) 0,4 Nm	FS1004 (T7) 0,6 Nm

附件			
D _c [inch]		0,39–0,53	0,55–0,62
	螺丝刀	FS1063 (T6)	FS309 (T7)
	扭矩螺丝刀, 模拟型	FS2002	FS2002
	可换扳手头	FS2005 (T6)	FS2006 (T7)

可转位刀片

牌号	l mm	l ₂ mm	P					M			K		N		S		
			HC					HC			HC		HC	HW	HC		
			WKP25S	WKP35S	WSP45G	WSP45S	WXP40	WSP45G	WSP45S	WXP40	WKP25S	WKP35S	WNNI5	WNI5	WSP45G	WSP45S	
 LCGX050203-E77	4	5,2															
LCMX050203-B57	4	5,2	⊗	⊗	⊗	⊗	⊗	⊗	⊗	⊗	⊗					⊗	⊗
LCMX050203-D57	4	5,2	⊗	⊗	⊗	⊗	⊗	⊗	⊗	⊗	⊗					⊗	⊗
LCMX050203-E57	4	5,2	⊗	⊗	⊗	⊗	⊗	⊗	⊗	⊗	⊗					⊗	⊗
LCGX06T204-E77	5,2	6,6										⊗	⊗				
LCMX06T204-B57	5,2	6,6	⊗	⊗	⊗	⊗	⊗	⊗	⊗	⊗	⊗					⊗	⊗
LCMX06T204-D57	5,2	6,6	⊗	⊗	⊗	⊗	⊗	⊗	⊗	⊗	⊗					⊗	⊗
LCMX06T204-E57	5,2	6,6	⊗	⊗	⊗	⊗	⊗	⊗	⊗	⊗	⊗					⊗	⊗

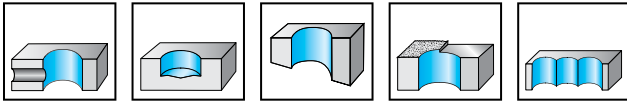
HC = 涂层硬质合金
HW = 无涂层硬质合金

B1

钻头

 B3213 inch


$3 \times D_c$	$Z = 1$
----------------	---------



B3213	P	M	K	N	S	H	O
	●●●	●●●	●●●	●●●	●●●		

B1

刀具	牌号	D_c inch	L_c inch	l_4 inch	l_5 inch	d_1 inch	lbs	可转位刀片 数量	型号
<p>Cylindrical shank with flat</p>	B3213.U3F.0099.Z01.30R	0,391	1,173	1,585	1,969	0,750	0,005	1 1	LCMX050203- .. LCMX050203- ..
	B3213.U3F.0103.Z01.31R	0,406	1,218	1,644	1,969	0,750	0,005	1 1	
	B3213.U3F.0107.Z01.32R	0,421	1,263	1,704	1,969	0,750	0,008	1 1	
	B3213.U3F.0111.Z01.33R	0,437	1,311	1,768	1,969	0,750	0,005	1 1	
	B3213.U3F.0115.Z01.35R	0,453	1,359	1,832	1,969	0,750	0,006	1 1	
	B3213.U3F.0119.Z01.36R	0,469	1,407	1,896	1,969	0,750	0,006	1 1	
	B3213.U3F.0123.Z01.37R	0,484	1,452	1,956	1,969	0,750	0,006	1 1	
	B3213.U3F.0127.Z01.38R	0,500	1,500	2,020	1,969	0,750	0,008	1 1	
	B3213.U3F.0131.Z01.39R	0,515	1,545	2,081	1,969	0,750	0,006	1 1	
	B3213.U3F.0135.Z01.40R	0,531	1,593	2,144	1,969	0,750	0,008	1 1	
	B3213.U3F.0139.Z01.42R	0,547	1,641	2,220	1,969	0,750	0,008	1 1	LCMX06T204-.. LCMX06T204-..
	B3213.U3F.0143.Z01.43R	0,562	1,686	2,279	1,969	0,750	0,009	1 1	
	B3213.U3F.0147.Z01.44R	0,578	1,734	2,344	1,969	0,750	0,006	1 1	
	B3213.U3F.0155.Z01.46R	0,609	1,827	2,468	1,969	0,750	0,007	1 1	
	B3213.U3F.0159.Z01.48R	0,625	1,875	2,532	1,969	0,750	0,007	1 1	
	B3213.U3F.0163.Z01.49R	0,64	1,92	2,592	1,969	0,750	0,007	1 1	

刀体和备件包括在供货范围内

备件			
D _c [inch]		0,39–0,53	0,55–0,64
	可转位刀片锁紧螺钉 紧固力矩	FS1012 (T6) 0,4 Nm	FS1004 (T7) 0,6 Nm

附件			
D _c [inch]		0,39–0,53	0,55–0,64
	螺丝刀	FS1063 (T6)	FS309 (T7)
	扭矩螺丝刀, 模拟型	FS2002	FS2002
	可换扳手头	FS2005 (T6)	FS2006 (T7)

可转位刀片

牌号	l mm	l ₂ mm	P					M			K		N		S		
			HC					HC			HC		HC	HW	HC		
			WKP25S	WKP35S	WSP45G	WSP45S	WXP40	WSP45G	WSP45S	WXP40	WKP25S	WKP35S	WNN15	WN15	WSP45G	WSP45S	
	LCGX050203-E77	4	5,2														
	LCMX050203-B57	4	5,2	☉	☉	☉	☉	☉	☉	☉	☉					☉	☉
	LCMX050203-D57	4	5,2	☉	☉	☉	☉	☉	☉	☉	☉					☉	☉
	LCMX050203-E57	4	5,2	☉	☉	☉	☉	☉	☉	☉	☉					☉	☉
	LCGX06T204-E77	5,2	6,6									☉	☉				
	LCMX06T204-B57	5,2	6,6	☉	☉	☉	☉	☉	☉	☉	☉					☉	☉
	LCMX06T204-D57	5,2	6,6	☉	☉	☉	☉	☉	☉	☉	☉					☉	☉
	LCMX06T204-E57	5,2	6,6	☉	☉	☉	☉	☉	☉	☉	☉					☉	☉

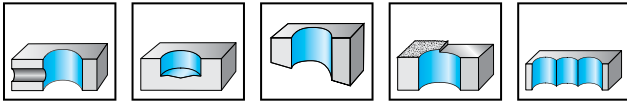
HC = 涂层硬质合金
HW = 无涂层硬质合金

B1

钻头

 B3213 mm

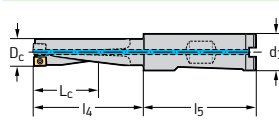

D_c 10-18	$3 \times D_c$	Z = 1
----------------	----------------	-------



B3213	P	M	K	N	S	H	O
	●●	●●	●●	●●	●●		

B1

刀具



DIN 6535 HE, turned 180° DIN 6535 HB

牌号	D_c mm	L_c mm	l_4 mm	l_5 mm	d_1 mm	kg	可转位刀片 数量	型号
B3213.DF.10.0.Z01.30R	10	30	41	48	16	0,09	1 1	LCMX050203- ... LCMX050203- ...
B3213.DF.10.2.Z01.30R	10,2	30,6	41	48	16	0,09	1 1	
B3213.DF.10.5.Z01.31R	10,5	31,5	43	48	16	0,09	1 1	
B3213.DF.11.0.Z01.33R	11	33	45	48	16	0,1	1 1	
B3213.DF.11.5.Z01.34R	11,5	34,5	47	48	16	0,1	1 1	
B3213.DF.11.7.Z01.35R	11,7	35,1	48	48	16	0,1	1 1	
B3213.DF.12.0.Z01.36R	12	36	48	48	16	0,1	1 1	
B3213.DF.12.5.Z01.37R	12,5	37,5	50	48	16	0,1	1 1	
B3213.DF.13.0.Z01.39R	13	39	52	48	16	0,11	1 1	
B3213.DF.13.5.Z01.40R	13,5	40,5	54	48	16	0,11	1 1	
B3213.DF.13.7.Z01.41R	13,7	41,1	55	48	16	0,11	1 1	
B3213.DF.14.0.Z01.42R	14	42	56	48	16	0,11	1 1	LCMX06T204- ... LCMX06T204- ...
B3213.DF.14.5.Z01.43R	14,5	43,5	57	48	16	0,11	1 1	
B3213.DF.15.0.Z01.45R	15	45	59	48	16	0,12	1 1	
B3213.DF.15.5.Z01.46R	15,5	46,5	61	48	16	0,12	1 1	
B3213.DF.15.7.Z01.47R	15,7	47	62	48	16	0,13	1 1	
B3213.DF.16.0.Z01.48R	16	48	63	48	16	0,12	1 1	
B3213.DF.16.5.Z01.49R	16,5	49,5	65	48	16	0,14	1 1	
B3213.DF.17.0.Z01.51R	17	51	66	48	16	0,14	1 1	
B3213.DF.17.5.Z01.52R	17,5	52,5	68	48	16	0,14	1 1	
B3213.DF.18.0.Z01.54R	18	54	70	48	16	0,15	1 1	

X 向调整, 用于大于公称直径的实心钻孔

 $X = +0.2 \text{ mm} / -0.1 \text{ mm} \rightarrow \Delta D = +0.4 \text{ mm} / -0.2 \text{ mm}$

注意: 使用旋转式刀具钻通孔时, 会产生一个圆片。圆片可能会飞出。请采取预防和保护措施!

刀体和备件包括在供货范围内

备件				
D _c [mm]		10-13,7	14-15,7	16-18
	可转位刀片锁紧螺钉 紧固力矩	FS1012 (T6) 0,4 Nm	FS1004 (T7) 0,6 Nm	FS1020 (T7) 0,6 Nm

附件				
D _c [mm]		10-13,5	13,7	14-18
	偏心套	FS1207	FS1207	FS1207
	螺丝刀	FS1063 (T6)	FS309 (T7)	FS1063 (T6)
	侧压刀柄锁紧螺钉	FS1209 (SW 8)	FS1209 (SW 8)	FS1209 (SW 8)
	扭矩螺丝刀, 模拟型	FS2001	FS2001	FS2001
	可换扳手头	FS2005 (T6)	FS2006 (T7)	FS2006 (T7)

可转位刀片

牌号	l mm	l ₂ mm	P				M			K		N		S	
			HC				HC			HC		HW		HC	
			WKP25S	WKP35S	WSP45G	WSP45S	WXP40	WSP45G	WSP45S	WXP40	WKP25S	WKP35S	WNN15	WN15	WSP45G
LCGX050203-E77	4	5,2	⊕	⊕	⊕	⊕	⊕	⊕	⊕	⊕	⊕	⊕	⊕	⊕	⊕
LCMX050203-B57	4	5,2	⊕	⊕	⊕	⊕	⊕	⊕	⊕	⊕	⊕	⊕	⊕	⊕	⊕
LCMX050203-D57	4	5,2	⊕	⊕	⊕	⊕	⊕	⊕	⊕	⊕	⊕	⊕	⊕	⊕	⊕
LCMX050203-E57	4	5,2	⊕	⊕	⊕	⊕	⊕	⊕	⊕	⊕	⊕	⊕	⊕	⊕	⊕
LCGX06T204-E77	5,2	6,6	⊕	⊕	⊕	⊕	⊕	⊕	⊕	⊕	⊕	⊕	⊕	⊕	⊕
LCMX06T204-B57	5,2	6,6	⊕	⊕	⊕	⊕	⊕	⊕	⊕	⊕	⊕	⊕	⊕	⊕	⊕
LCMX06T204-D57	5,2	6,6	⊕	⊕	⊕	⊕	⊕	⊕	⊕	⊕	⊕	⊕	⊕	⊕	⊕
LCMX06T204-E57	5,2	6,6	⊕	⊕	⊕	⊕	⊕	⊕	⊕	⊕	⊕	⊕	⊕	⊕	⊕

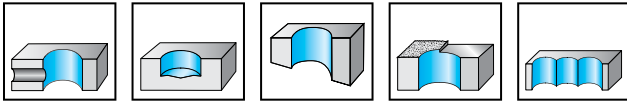
HC = 涂层硬质合金
HW = 无涂层硬质合金

B1

钻头

 B3214 mm

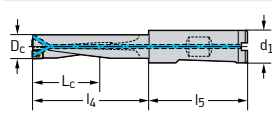

D_c 10-18	$4 \times D_c$	$Z = 1$
----------------	----------------	---------



	P	M	K	N	S	H	O
B3214			●●	●●			

B1

刀具



DIN 6535 HE, turned 180° DIN 6535 HB

牌号	D_c mm	L_c mm	l_4 mm	l_5 mm	d_1 mm	kg	可转位 刀片 数量	型号
B3214.DF.10.0.Z01.40R	10	40	51	48	16	0,09	1 1	LCMX050203- ..
B3214.DF.10.5.Z01.42R	10,5	42	53	48	16	0,1	1 1	LCMX050203- ..
B3214.DF.11.0.Z01.44R	11	44	56	48	16	0,1	1 1	
B3214.DF.11.5.Z01.46R	11,5	46	58	48	16	0,1	1 1	
B3214.DF.12.0.Z01.48R	12	48	60	48	16	0,11	1 1	
B3214.DF.12.5.Z01.50R	12,5	50	62	48	16	0,11	1 1	
B3214.DF.13.0.Z01.52R	13	52	65	48	16	0,11	1 1	
B3214.DF.13.5.Z01.54R	13,5	54	67	48	16	0,12	1 1	
B3214.DF.14.0.Z01.56R	14	56	70	48	16	0,12	1 1	LCMX06T204- .. LCMX06T204- ..
B3214.DF.14.5.Z01.58R	14,5	58	72	48	16	0,13	1 1	
B3214.DF.15.0.Z01.60R	15	60	74	48	16	0,13	1 1	
B3214.DF.15.5.Z01.62R	15,5	62	77	48	16	0,14	1 1	
B3214.DF.16.0.Z01.64R	16	64	78	48	16	0,14	1 1	
B3214.DF.16.5.Z01.66R	16,5	66	82	48	16	0,17	1 1	
B3214.DF.17.5.Z01.70R	17,5	70	85	48	16	0,17	1 1	
B3214.DF.18.0.Z01.72R	18	72	88	48	16	0,17	1 1	

X 向调整, 用于大于公称直径的实心钻孔

 $X = +0.2 \text{ mm} / -0.1 \text{ mm} \rightarrow \Delta D = +0.4 \text{ mm} / -0.2 \text{ mm}$

 注意: 使用旋转式刀具钻通孔时, 会产生一个圆片。圆片可能会飞出。请采取预防和保护措施!
 刀体和备件包括在供货范围内

备件				
	D _c [mm]	10-13,5	14-15,5	16-18
	可转位刀片锁紧螺钉 紧固力矩	FS1012 (T6) 0,4 Nm	FS1004 (T7) 0,6 Nm	FS1020 (T7) 0,6 Nm

附件			
	D _c [mm]	10-13,5	14-18
	偏心套	FS1207	FS1207
	螺丝刀	FS1063 (T6)	FS309 (T7)
	侧压刀柄锁紧螺钉	FS1209 (SW 8)	FS1209 (SW 8)
	扭矩螺丝刀, 模拟型	FS2001	FS2001
	可换扳手头	FS2005 (T6)	FS2006 (T7)

可转位刀片

牌号	l mm	l ₂ mm	P					M			K		N		S	
			HC					HC			HC		HW		HC	
			WKP25S	WKP35S	WSP45G	WSP45S	WXP40	WSP45G	WSP45S	WXP40	WKP25S	WKP35S	WNN15	WN15	WSP45G	WSP45S
LCGX050203-E77	4	5,2	⊕	⊕	⊕	⊕	⊕	⊕	⊕	⊕	⊕	⊕	⊕	⊕	⊕	⊕
LCMX050203-B57	4	5,2	⊕	⊕	⊕	⊕	⊕	⊕	⊕	⊕	⊕	⊕	⊕	⊕	⊕	⊕
LCMX050203-D57	4	5,2	⊕	⊕	⊕	⊕	⊕	⊕	⊕	⊕	⊕	⊕	⊕	⊕	⊕	⊕
LCMX050203-E57	4	5,2	⊕	⊕	⊕	⊕	⊕	⊕	⊕	⊕	⊕	⊕	⊕	⊕	⊕	⊕
LCGX06T204-E77	5,2	6,6	⊕	⊕	⊕	⊕	⊕	⊕	⊕	⊕	⊕	⊕	⊕	⊕	⊕	⊕
LCMX06T204-B57	5,2	6,6	⊕	⊕	⊕	⊕	⊕	⊕	⊕	⊕	⊕	⊕	⊕	⊕	⊕	⊕
LCMX06T204-D57	5,2	6,6	⊕	⊕	⊕	⊕	⊕	⊕	⊕	⊕	⊕	⊕	⊕	⊕	⊕	⊕
LCMX06T204-E57	5,2	6,6	⊕	⊕	⊕	⊕	⊕	⊕	⊕	⊕	⊕	⊕	⊕	⊕	⊕	⊕

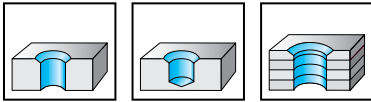
HC = 涂层硬质合金
HW = 无涂层硬质合金

B1

可换刀片钻头

 D4240 mm


B1



D_c 12- 29,99	$2,5 \times D_c$	90°	140°	Z=2
-----------------------	------------------	-----	------	-----

	P	M	K	N	S	H	O
D4240	●	●	●	●	●		

刀具

牌号	D_c mm	D_1 mm	L_c mm	l_4 mm	l_5 mm	d_1 mm	d_4 mm	kg	可转位刀片 数量	钻头 尺寸	型号
D4240-02-12.00F20-A	12	23,7	36,5	69,28	50	20	30	0,22	1 2	A	P600 . -D12, .. TC .. 110208
D4240-02-14.00F20-B	14	25,7	40,6	76	50	20	30	0,26	1 2	B	P600 . -D14, .. TC .. 110208
D4240-02-15.00F20-B	15	26,7	47,8	81,09	50	20	30	0,25	1 2	B	P600 . -D15, .. TC .. 110208
D4240-02-17.00F20-C	17	28,7	48,2	87,64	50	20	30	0,3	1 2	C	P600 . -D17, .. TC .. 110208
D4240-02-19.00F20-D	19	30,7	53,4	96,91	50	20	30	0,34	1 2	D	P600 . -D19, .. TC .. 110208
D4240-02-21.00F20-E	21	32,7	54,6	103,27	50	20	30	0,37	1 2	E	P600 . -D21, .. TC .. 110208
D4240-02-24.00F25-G	24	43,4	61,7	117,36	56	25	35	0,63	1 2	G	P600 . -D24, .. TC .. 16T3 ..
D4240-02-26.00F25-H	26	45,4	67,3	125,55	56	25	35	0,68	1 2	H	P600 . -D26, .. TC .. 16T3 ..
D4240-02-29.00F32-J	29	48,4	69,2	134,9	60	32	42	1,08	1 2	J	P600 . -D29, .. TC .. 16T3 ..

刀体和备件包括在供货范围内

备件										
D _c [mm]		12	14-15	17	19	21	24	26	29	
	钻尖 P600 的锁紧螺钉。 紧固力矩	FS1396 (T7IP) 1,2 Nm	FS1397 (T8IP) 2 Nm	FS1398 (T8IP) 2 Nm	FS1399 (T15IP) 4 Nm	FS1400 (T20IP) 5 Nm	FS1402 (T20IP) 5 Nm	FS1403 (T25IP) 5,5 Nm	FS1404 (T25IP) 5,5 Nm	
	倒角刀片 TC.. 锁紧螺钉 紧固力矩	FS2061 (T7IP) 0,9 Nm	FS2061 (T7IP) 0,9 Nm	FS2061 (T7IP) 0,9 Nm	FS2061 (T7IP) 0,9 Nm	FS2061 (T7IP) 0,9 Nm	FS2063 (T15IP) 3 Nm	FS2063 (T15IP) 3 Nm	FS2063 (T15IP) 3 Nm	

附件						
D _c [mm]		12	14-17	19	21-24	26-29
	扭矩扳手 T 形手柄					FS2041
	扭矩螺丝刀, 模拟型	FS2001	FS2003	FS2003	FS2003	
	可换扳手头	FS2011 (T7IP)	FS2012 (T8IP)	FS2014 (T15IP)	FS2015 (T20IP)	FS2049 (T25IP)
	螺丝刀	FS2088 (T7IP)	FS1483 (T8IP)	FS1485 (T15IP)	FS1486 (T20IP)	FS1487 (T25IP)

Interchangeable inserts								
牌号	D _c mm	P		M	K	N	S	
		HC	HC	HC	HC	HC	HC	
		WNMP35	WPP25	WPP45C	WNMP35	WKK45C	WNN25	WNMP35
	P6001-D..							
	P6003-D..							
	P6004-D..							
	P6005-D..							
	P6006-D..							

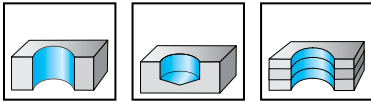
HC = 涂层硬质合金

B1

可换刀片钻头

 D4140 mm

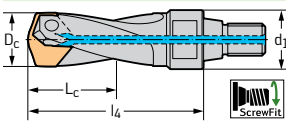

B1



D_c 12- 25,99	$1,3 \times D_c$	140°	Z=2
-----------------------	------------------	-------------	-----

	P	M	K	N	S	H	O
D4140	●●	●●	●●	●●	●●		

刀具



ScrewFit

牌号	D_c mm	L_c mm	l_4 mm	d_1	Z	kg	可转位刀片 数量	钻尖尺寸	型式
D4140-01-12.00T14-A	12	18	47,6	T14	2	0,05	1	A	P600 . -D12 . .
D4140-01-13.00T14-A	13	19	49,9	T14	2	0,05	1	A	P600 . -D13 . .
D4140-01-14.00T14-B	14	21	52,2	T14	2	0,06	1	B	P600 . -D14 . .
D4140-01-15.00T18-B	15	22	54,5	T18	2	0,08	1	B	P600 . -D15 . .
D4140-01-16.00T18-C	16	24	56,8	T18	2	0,08	1	C	P600 . -D16 . .
D4140-01-17.00T18-C	17	25	59,1	T18	2	0,09	1	C	P600 . -D17 . .
D4140-01-18.00T18-D	18	27	61,4	T18	2	0,1	1	D	P600 . -D18 . .
D4140-01-19.00T22-D	19	28	63,7	T22	2	0,12	1	D	P600 . -D19 . .
D4140-01-20.00T22-E	20	30	66	T22	2	0,13	1	E	P600 . -D20 . .
D4140-01-21.00T22-E	21	31	68,3	T22	2	0,14	1	E	P600 . -D21 . .
D4140-01-22.00T22-F	22	33	71,6	T22	2	0,16	1	F	P600 . -D22 . .
D4140-01-23.00T28-F	23	34	73,9	T28	2	0,23	1	F	P600 . -D23 . .
D4140-01-24.00T28-G	24	36	76,2	T28	2	0,24	1	G	P600 . -D24 . .
D4140-01-25.00T28-G	25	37	78,5	T28	2	0,25	1	G	P600 . -D25 . .

刀体和备件包括在供货范围内

备件								
	D _c [mm]	12-13	14-15	16-17	18-19	20-21	22-23	24-25
	钻尖锁紧螺钉 紧固力矩	FS1396 (T7IP) 1,2 Nm	FS1397 (T8IP) 2 Nm	FS1398 (T8IP) 2 Nm	FS1399 (T15IP) 4 Nm	FS1400 (T20IP) 5 Nm	FS1401 (T20IP) 5 Nm	FS1402 (T20IP) 5 Nm

附件					
	D _c [mm]	12-13	14-17	18-19	20-25
	扭矩螺丝刀, 模拟型	FS2001	FS2003	FS2003	FS2003
	可换扳手头	FS2011 (T7IP)	FS2012 (T8IP)	FS2014 (T15IP)	FS2015 (T20IP)
	螺丝刀	FS2088 (T7IP)	FS1483 (T8IP)	FS1485 (T15IP)	FS1486 (T20IP)

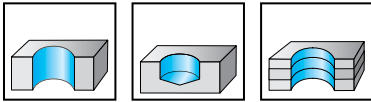
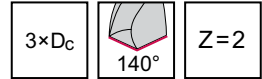
Interchangeable inserts

牌号	D _c mm	P		M	K	N	S	
		HC	HC	HC	HC	HC	HC	
		WMP35	WPP25	WPP45C	WMP35	WKK45C	WNN25	WMP35
P6001-D..	12-25,8			☺				
P6003-D..	12-25,8	☺			☺		☺	
P6004-D..	12-25,5					☺		
P6005-D..	12-25,8				☺			
P6006-D..	12-25,8	☺						

HC = 涂层硬质合金

B1

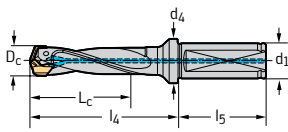
可换刀片钻头

 D4140 mm


	P	M	K	N	S	H	O
D4140	●●	●●	●●	●●	●●		

B1

刀具



Cylindrical shank with flat

牌号	D _c mm	L _c mm	l ₄ mm	l ₅ mm	d ₁ mm	d ₄ mm	kg	可转位刀片 数量	钻尖尺寸	型式
D4140-03-12.00F16-A	12	36	68	48	16	20	0.13	1	A	P600 .-D12 ..
D4140-03-13.00F16-A	13	41	72	48	16	20	0.15	1	A	P600 .-D13 ..
D4140-03-14.00F16-B	14	45	76	48	16	20	0.14	1	B	P600 .-D14 ..
D4140-03-15.00F16-B	15	48	80	48	16	20	0.15	1	B	P600 .-D15 ..
D4140-03-16.00F20-C	16	51	84	50	20	25	0.23	1	C	P600 .-D16 ..
D4140-03-17.00F20-C	17	54	88	50	20	25	0.24	1	C	P600 .-D17 ..
D4140-03-18.00F20-D	18	57	92	50	20	25	0.25	1	D	P600 .-D18 ..
D4140-03-19.00F20-D	19	61	96	50	20	25	0.26	1	D	P600 .-D19 ..
D4140-03-20.00F20-E	20	64	100	50	20	25	0.28	1	E	P600 .-D20 ..
D4140-03-21.00F20-E	21	67	104	50	20	25	0.29	1	E	P600 .-D21 ..
D4140-03-22.00F25-F	22	70	109	56	25	32	0.44	1	F	P600 .-D22 ..
D4140-03-23.00F25-F	23	73	113	56	25	32	0.46	1	F	P600 .-D23 ..
D4140-03-24.00F25-G	24	76	117	56	25	32	0.48	1	G	P600 .-D24 ..
D4140-03-25.00F25-G	25	80	121	56	25	32	0.5	1	G	P600 .-D25 ..
D4140-03-26.00F25-H	26	83	125	56	25	32	0.52	1	H	P600 .-D26 ..
D4140-03-27.00F25-H	27	86	129	56	25	32	0.53	1	H	P600 .-D27 ..
D4140-03-28.00F32-J	28	89	134	60	32	40	0.8	1	J	P600 .-D28 ..
D4140-03-29.00F32-J	29	92	138	60	32	40	0.86	1	J	P600 .-D29 ..
D4140-03-30.00F32-K	30	95	142	60	32	40	0.89	1	K	P600 .-D30 ..
D4140-03-31.00F32-K	31	99	146	60	32	40	0.92	1	K	P600 .-D31 ..
D4140-03-32.00F40-M	32	102	150	70	40	50	1.31	1	M	P600 .-D32 ..
D4140-03-33.00F40-M	33	105	154	70	40	50	1.38	1	M	P600 .-D33 ..
D4140-03-34.00F40-N	34	108	158	70	40	50	1.37	1	N	P600 .-D34 ..
D4140-03-35.00F40-N	35	111	162	70	40	50	1.43	1	N	P600 .-D35 ..
D4140-03-36.00F40-P	36	115	166	70	40	50	1.46	1	P	P600 .-D36 ..
D4140-03-37.00F40-P	37	118	170	70	40	50	1.54	1	P	P600 .-D37 ..

刀体和备件包括在供货范围内

备件

D _c [mm]	12-13	14-15	16-17	18-19	20-21	22-23	24-25	26-27	28-33	34-37
	FS1396 (T7IP)	FS1397 (T8IP)	FS1398 (T8IP)	FS1399 (T15IP)	FS1400 (T20IP)	FS1401 (T20IP)	FS1402 (T20IP)	FS1403 (T25IP)	FS1404 (T25IP)	FS2159 (T25IP)
	1,2 Nm	2 Nm	2 Nm	4 Nm	5 Nm	5 Nm	5 Nm	5,5 Nm	5,5 Nm	5,5 Nm

附件

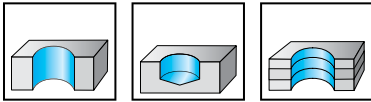
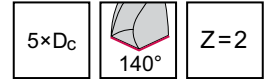
D _c [mm]	12-13	14-17	18-19	20-25	26-37
					FS2041
	FS2001	FS2003	FS2003	FS2003	
	FS2011 (T7IP)	FS2012 (T8IP)	FS2014 (T15IP)	FS2015 (T20IP)	FS2049 (T25IP)
	FS2088 (T7IP)	FS1483 (T8IP)	FS1485 (T15IP)	FS1486 (T20IP)	FS1487 (T25IP)

Interchangeable inserts

牌号	D _c mm	P		M	K	N	S	
		HC	HC	HC	HC	HC	HC	
		WNMP35	WPP25	WPP45C	WNMP35	WKK45C	WNN25	WNMP35
P6001-D..	12-38			☹				
P6003-D..	12-38	☹			☹		☹	
P6004-D..	12-31,5						☹	
P6005-D..	12-38				☹			
P6006-D..	12-38		☹					

HC = 涂层硬质合金

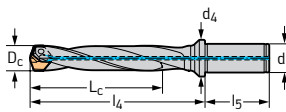
可换刀片钻头

 D4140 mm


P	M	K	N	S	H	O
●	●	●	●	●		

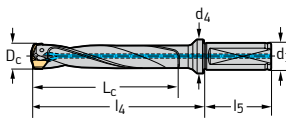
B1

刀具



Cylindrical shank with collar

牌号	D _c mm	L _c mm	l ₄ mm	l ₅ mm	d ₁ mm	d ₄ mm	kg	可转位刀片 数量	钻尖尺寸	型式
D4140-05-12.00A16-A	12	62	92	48	16	20	0.16	1	A	P600.-D12...
D4140-05-13.00A16-A	13	67	98	48	16	20	0.16	1	A	P600.-D13...
D4140-05-14.00A16-B	14	73	104	48	16	20	0.17	1	B	P600.-D14...
D4140-05-15.00A16-B	15	78	110	48	16	20	0.16	1	B	P600.-D15...
D4140-05-16.00A20-C	16	83	116	50	20	25	0.26	1	C	P600.-D16...
D4140-05-17.00A20-C	17	88	122	50	20	25	0.26	1	C	P600.-D17...
D4140-05-18.00A20-D	18	93	128	50	20	25	0.3	1	D	P600.-D18...
D4140-05-19.00A20-D	19	98	134	50	20	25	0.29	1	D	P600.-D19...
D4140-05-20.00A20-E	20	104	140	50	20	25	0.34	1	E	P600.-D20...
D4140-05-21.00A20-E	21	109	146	50	20	25	0.38	1	E	P600.-D21...
D4140-05-22.00A25-F	22	114	153	56	25	32	0.53	1	F	P600.-D22...
D4140-05-23.00A25-F	23	119	159	56	25	32	0.56	1	F	P600.-D23...
D4140-05-24.00A25-G	24	124	165	56	25	32	0.59	1	G	P600.-D24...
D4140-05-25.00A25-G	25	130	171	56	25	32	0.62	1	G	P600.-D25...
D4140-05-26.00A25-H	26	135	177	56	25	32	0.6	1	H	P600.-D26...
D4140-05-27.00A25-H	27	140	183	56	25	32	0.7	1	H	P600.-D27...
D4140-05-28.00A32-J	28	145	190	60	32	40	0.8	1	J	P600.-D28...
D4140-05-29.00A32-J	29	150	196	60	32	40	1	1	J	P600.-D29...
D4140-05-30.00A32-K	30	155	202	60	32	40	1	1	K	P600.-D30...
D4140-05-31.00A32-K	31	161	208	60	32	40	1.14	1	K	P600.-D31...



Cylindrical shank with flat


D4140-05-12.00F16-A	12	62	92	48	16	20	0.14	1	A	P600.-D12...
D4140-05-13.00F16-A	13	67	98	48	16	20	0.15	1	A	P600.-D13...
D4140-05-14.00F16-B	14	73	104	48	16	20	0.17	1	B	P600.-D14...
D4140-05-15.00F16-B	15	78	110	48	16	20	0.18	1	B	P600.-D15...
D4140-05-16.00F20-C	16	83	116	50	20	25	0.26	1	C	P600.-D16...
D4140-05-17.00F20-C	17	88	122	50	20	25	0.28	1	C	P600.-D17...
D4140-05-18.00F20-D	18	93	128	50	20	25	0.29	1	D	P600.-D18...
D4140-05-19.00F20-D	19	98	134	50	20	25	0.31	1	D	P600.-D19...
D4140-05-20.00F20-E	20	104	140	50	20	25	0.3	1	E	P600.-D20...
D4140-05-21.00F20-E	21	109	146	50	20	25	0.37	1	E	P600.-D21...
D4140-05-22.00F25-F	22	114	153	56	25	32	0.53	1	F	P600.-D22...
D4140-05-23.00F25-F	23	119	159	56	25	32	0.56	1	F	P600.-D23...
D4140-05-24.00F25-G	24	124	165	56	25	32	0.59	1	G	P600.-D24...
D4140-05-25.00F25-G	25	130	171	56	25	32	0.62	1	G	P600.-D25...
D4140-05-26.00F25-H	26	135	177	56	25	32	0.65	1	H	P600.-D26...

刀体和备件包括在供货范围内




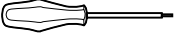
WALTER SELECT

机床、夹具和工件系统的稳定性 → 良好的 = ☺ → 一般的 = ☹ → 不利的 = ☹

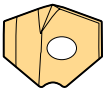
备件

D _c [mm]	12-13	14-15	16-17	18-19	20-21	22-23	24-25	26-27	28-33	34-37
 钻尖锁紧螺钉 紧固力矩	FS1396 (T7IP) 1,2 Nm	FS1397 (T8IP) 2 Nm	FS1398 (T8IP) 2 Nm	FS1399 (T15IP) 4 Nm	FS1400 (T20IP) 5 Nm	FS1401 (T20IP) 5 Nm	FS1402 (T20IP) 5 Nm	FS1403 (T25IP) 5,5 Nm	FS1404 (T25IP) 5,5 Nm	FS2159 (T25IP) 5,5 Nm

附件

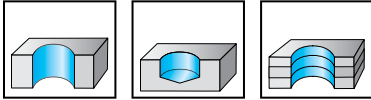
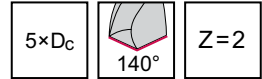
D _c [mm]	12-13	14-17	18-19	20-25	26-37
 扭矩扳手 T 形手柄					FS2041
 扭矩螺丝刀, 模拟型	FS2001	FS2003	FS2003	FS2003	
 可换扳手头	FS2011 (T7IP)	FS2012 (T8IP)	FS2014 (T15IP)	FS2015 (T20IP)	FS2049 (T25IP)
 螺丝刀	FS2088 (T7IP)	FS1483 (T8IP)	FS1485 (T15IP)	FS1486 (T20IP)	FS1487 (T25IP)

Interchangeable inserts

牌号	D _c mm	P		M	K	N	S	
		HC	HC	HC	HC	HC	HC	
		WNMP35	WPP25	WPP45C	WNMP35	WKK45C	WNN25	WNMP35
 P6001-D..	12-38			☹				
P6003-D..	12-38	☹			☹		☹	
P6004-D..	12-31,5						☹	
P6005-D..	12-38				☹			
P6006-D..	12-38		☹					

HC = 涂层硬质合金

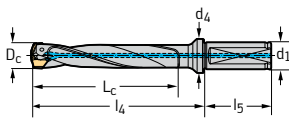
可换刀片钻头

 D4140 mm


	P	M	K	N	S	H	O
D4140	●●	●●	●●	●●	●		

B1

刀具




Cylindrical shank with flat




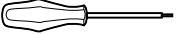
牌号	D _c mm	L _c mm	l ₄ mm	l ₅ mm	d ₁ mm	d ₄ mm	kg	可转位刀片 数量	钻尖尺寸	型式
D4140-05-27.00F25-H	27	140	183	56	25	32	0,69	1	H	P600 .-D27 ..
D4140-05-28.00F32-J	28	145	190	60	32	40	0,97	1	J	P600 .-D28 ..
D4140-05-29.00F32-J	29	150	196	60	32	40	1	1	J	P600 .-D29 ..
D4140-05-30.00F32-K	30	155	202	60	32	40	1,05	1	K	P600 .-D30 ..
D4140-05-31.00F32-K	31	161	208	60	32	40	1,12	1	K	P600 .-D31 ..
D4140-05-32.00F40-M	32	166	214	70	40	50	1,51	1	M	P600 .-D32 ..
D4140-05-33.00F40-M	33	171	220	70	40	50	1,56	1	M	P600 .-D33 ..
D4140-05-34.00F40-N	34	176	226	70	40	50	1,61	1	N	P600 .-D34 ..
D4140-05-35.00F40-N	35	181	232	70	40	50	1,66	1	N	P600 .-D35 ..
D4140-05-36.00F40-P	36	187	238	70	40	50	1,72	1	P	P600 .-D36 ..
D4140-05-37.00F40-P	37	192	244	70	40	50	1,78	1	P	P600 .-D37 ..

刀体和备件包括在供货范围内

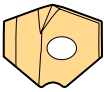
备件

D _c [mm]	12-13	14-15	16-17	18-19	20-21	22-23	24-25	26-27	28-33	34-37
 钻尖锁紧螺钉 紧固力矩	FS1396 (T7IP) 1,2 Nm	FS1397 (T8IP) 2 Nm	FS1398 (T8IP) 2 Nm	FS1399 (T15IP) 4 Nm	FS1400 (T20IP) 5 Nm	FS1401 (T20IP) 5 Nm	FS1402 (T20IP) 5 Nm	FS1403 (T25IP) 5,5 Nm	FS1404 (T25IP) 5,5 Nm	FS2159 (T25IP) 5,5 Nm

附件

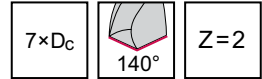
D _c [mm]	12-13	14-17	18-19	20-25	26-37
 扭矩扳手 T 形手柄					FS2041
 扭矩螺丝刀, 模拟型	FS2001	FS2003	FS2003	FS2003	
 可换扳手头	FS2011 (T7IP)	FS2012 (T8IP)	FS2014 (T15IP)	FS2015 (T20IP)	FS2049 (T25IP)
 螺丝刀	FS2088 (T7IP)	FS1483 (T8IP)	FS1485 (T15IP)	FS1486 (T20IP)	FS1487 (T25IP)

Interchangeable inserts

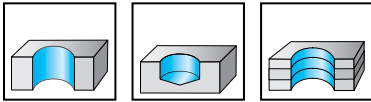
牌号	D _c mm	P		M	K	N	S	
		HC	HC	HC	HC	HC	HC	
		WNMP35	WPP25	WPP45C	WNMP35	WKK45C	WNN25	WNMP35
 P6001-D..	12-38			☺				
P6003-D..	12-38	☺			☺			☺
P6004-D..	12-31,5							☺
P6005-D..	12-38				☺			
P6006-D..	12-38		☺					

HC = 涂层硬质合金

可换刀片钻头

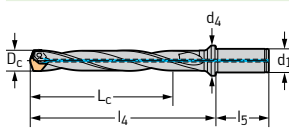
 D4140 mm


B1



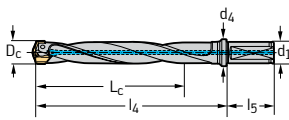
	P	M	K	N	S	H	O
D4140	●●	●	●●	●●	●		

刀具



Cylindrical shank with collar

牌号	D _c mm	L _c mm	l ₄ mm	l ₅ mm	d ₁ mm	d ₄ mm	kg	可转位刀片 数量	钻尖尺 寸	型式
D4140-07-12.00A16-A	12	86	116	48	16	20	0,17	1	A	P600 .-D12 ..
D4140-07-13.00A16-A	13	93	124	48	16	20	0,18	1	A	P600 .-D13 ..
D4140-07-14.00A16-B	14	101	132	48	16	20	0,2	1	B	P600 .-D14 ..
D4140-07-15.00A16-B	15	108	140	48	16	20	0,23	1	B	P600 .-D15 ..
D4140-07-16.00A20-C	16	115	148	50	20	25	0,31	1	C	P600 .-D16 ..
D4140-07-17.00A20-C	17	122	156	50	20	25	0,33	1	C	P600 .-D17 ..
D4140-07-18.00A20-D	18	133	164	50	20	25	0,35	1	D	P600 .-D18 ..
D4140-07-19.00A20-D	19	136	172	50	20	25	0,37	1	D	P600 .-D19 ..
D4140-07-20.00A20-E	20	144	180	50	20	25	0,4	1	E	P600 .-D20 ..
D4140-07-21.00A20-E	21	151	188	50	20	25	0,43	1	E	P600 .-D21 ..
D4140-07-22.00A25-F	22	158	197	56	25	32	0,61	1	F	P600 .-D22 ..
D4140-07-23.00A25-F	23	165	205	56	25	32	0,65	1	F	P600 .-D23 ..
D4140-07-24.00A25-G	24	172	213	56	25	32	0,69	1	G	P600 .-D24 ..
D4140-07-25.00A25-G	25	180	221	56	25	32	0,76	1	G	P600 .-D25 ..
D4140-07-26.00A25-H	26	187	229	56	25	32	0,8	1	H	P600 .-D26 ..
D4140-07-27.00A25-H	27	194	237	56	25	32	0,85	1	H	P600 .-D27 ..
D4140-07-28.00A32-J	28	201	246	60	32	40	1,04	1	J	P600 .-D28 ..
D4140-07-29.00A32-J	29	208	254	60	32	40	1	1	J	P600 .-D29 ..
D4140-07-30.00A32-K	30	215	262	60	32	40	1,24	1	K	P600 .-D30 ..
D4140-07-31.00A32-K	31	223	270	60	32	40	1,3	1	K	P600 .-D31 ..



Cylindrical shank with flat

D4140-07-12.00F16-A	12	86	116	48	16	20	0,16	1	A	P600 .-D12 ..
D4140-07-13.00F16-A	13	93	124	48	16	20	0,17	1	A	P600 .-D13 ..
D4140-07-14.00F16-B	14	101	132	48	16	20	0,19	1	B	P600 .-D14 ..
D4140-07-15.00F16-B	15	108	140	48	16	20	0,2	1	B	P600 .-D15 ..
D4140-07-16.00F20-C	16	115	148	50	20	25	0,3	1	C	P600 .-D16 ..
D4140-07-17.00F20-C	17	122	156	50	20	25	0,32	1	C	P600 .-D17 ..
D4140-07-18.00F20-D	18	126	164	50	20	25	0,34	1	D	P600 .-D18 ..
D4140-07-19.00F20-D	19	136	172	50	20	25	0,37	1	D	P600 .-D19 ..
D4140-07-20.00F20-E	20	144	180	50	20	25	0,39	1	E	P600 .-D20 ..
D4140-07-21.00F20-E	21	151	188	50	20	25	0,43	1	E	P600 .-D21 ..
D4140-07-22.00F25-F	22	158	197	56	25	32	0,6	1	F	P600 .-D22 ..
D4140-07-23.00F25-F	23	165	205	56	25	32	0,63	1	F	P600 .-D23 ..
D4140-07-24.00F25-G	24	172	213	56	25	32	0,68	1	G	P600 .-D24 ..
D4140-07-25.00F25-G	25	180	221	56	25	32	0,71	1	G	P600 .-D25 ..
D4140-07-26.00F25-H	26	187	229	56	25	32	0,8	1	H	P600 .-D26 ..

刀体和备件包括在供货范围内

备件

	D _c [mm]	12-13	14-15	16-17	18-19	20-21	22-23	24-25	26-27	28-33	34-37
	钻尖锁紧螺钉 紧固力矩	FS1396 (T7IP) 1,2 Nm	FS1397 (T8IP) 2 Nm	FS1398 (T8IP) 2 Nm	FS1399 (T15IP) 4 Nm	FS1400 (T20IP) 5 Nm	FS1401 (T20IP) 5 Nm	FS1402 (T20IP) 5 Nm	FS1403 (T25IP) 5,5 Nm	FS1404 (T25IP) 5,5 Nm	FS2159 (T25IP) 5,5 Nm

附件

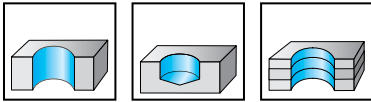
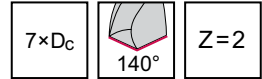
	D _c [mm]	12-13	14-17	18-19	20-25	26-37
	扭矩扳手 T 形手柄					FS2041
	扭矩螺丝刀, 模拟型	FS2001	FS2003	FS2003	FS2003	
	可换扳手头	FS2011 (T7IP)	FS2012 (T8IP)	FS2014 (T15IP)	FS2015 (T20IP)	FS2049 (T25IP)
	螺丝刀	FS2088 (T7IP)	FS1483 (T8IP)	FS1485 (T15IP)	FS1486 (T20IP)	FS1487 (T25IP)

Interchangeable inserts

牌号	D _c mm	P		M	K	N	S	
		HC	HC	HC	HC	HC	HC	
		WNMP35	WPP25	WPP45C	WNMP35	WKK45C	WNN25	WNMP35
 P6001-D..	12-38			☹				
P6003-D..	12-38	☹			☹		☹	
P6004-D..	12-31,5						☹	
P6005-D..	12-38				☹			
P6006-D..	12-38		☹					

HC = 涂层硬质合金

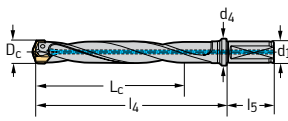
可换刀片钻头

 D4140 mm


	P	M	K	N	S	H	O
D4140	●●	●	●●	●●	●		

B1

刀具




Cylindrical shank with flat




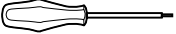
牌号	D _c mm	L _c mm	l ₄ mm	l ₅ mm	d ₁ mm	d ₄ mm	kg	可转位刀片 数量	钻尖尺寸	型式
D4140-07-27.00F25-H	27	194	237	56	25	32	0,82	1	H	P600 .-D27 ..
D4140-07-28.00F32-J	28	201	246	60	32	40	1	1	J	P600 .-D28 ..
D4140-07-29.00F32-J	29	208	254	60	32	40	1,14	1	J	P600 .-D29 ..
D4140-07-30.00F32-K	30	215	262	60	32	40	1,24	1	K	P600 .-D30 ..
D4140-07-31.00F32-K	31	223	270	60	32	40	1,3	1	K	P600 .-D31 ..
D4140-07-32.00F40-M	32	230	278	70	40	50	1,8	1	M	P600 .-D32 ..
D4140-07-33.00F40-M	33	237	286	70	40	50	1,86	1	M	P600 .-D33 ..
D4140-07-34.00F40-N	34	244	294	70	40	50	1,94	1	N	P600 .-D34 ..
D4140-07-35.00F40-N	35	251	302	70	40	50	2,06	1	N	P600 .-D35 ..
D4140-07-36.00F40-P	36	259	310	70	40	50	2,09	1	P	P600 .-D36 ..
D4140-07-37.00F40-P	37	266	318	70	40	50	2,21	1	P	P600 .-D37 ..

刀体和备件包括在供货范围内

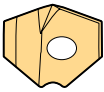
备件

D _c [mm]	12-13	14-15	16-17	18-19	20-21	22-23	24-25	26-27	28-33	34-37
 钻头锁紧螺钉 紧固力矩	FS1396 (T7IP) 1,2 Nm	FS1397 (T8IP) 2 Nm	FS1398 (T8IP) 2 Nm	FS1399 (T15IP) 4 Nm	FS1400 (T20IP) 5 Nm	FS1401 (T20IP) 5 Nm	FS1402 (T20IP) 5 Nm	FS1403 (T25IP) 5,5 Nm	FS1404 (T25IP) 5,5 Nm	FS2159 (T25IP) 5,5 Nm

附件

D _c [mm]	12-13	14-17	18-19	20-25	26-37
 扭矩扳手 T 形手柄					FS2041
 扭矩螺丝刀, 模拟型	FS2001	FS2003	FS2003	FS2003	
 可换扳手头	FS2011 (T7IP)	FS2012 (T8IP)	FS2014 (T15IP)	FS2015 (T20IP)	FS2049 (T25IP)
 螺丝刀	FS2088 (T7IP)	FS1483 (T8IP)	FS1485 (T15IP)	FS1486 (T20IP)	FS1487 (T25IP)

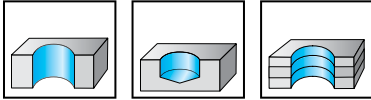
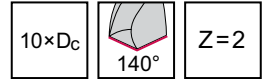
Interchangeable inserts

牌号	D _c mm	P		M	K	N	S	
		HC	HC	HC	HC	HC	HC	
		WNMP35	WPP25	WPP45C	WNMP35	WKK45C	WNN25	WNMP35
 P6001-D..	12-38			☺				
P6003-D..	12-38	☺			☺			☺
P6004-D..	12-31,5							☺
P6005-D..	12-38				☺			
P6006-D..	12-38		☺					

HC = 涂层硬质合金

可换刀片钻头

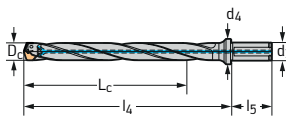
 D4140 mm

 - P6006 - 在没有引导的情况下, 可使用的最大规格为 $10 \times D_c$


	P	M	K	N	S	H	O
D4140	●	●	●	●	●		

B1

刀具



Cylindrical shank with flat

牌号	D _c mm	L _c mm	l ₄ mm	l ₅ mm	d ₁ mm	d ₄ mm	kg	可转位刀片 数量	钻尖尺 寸	型式
D4140-10-12.00F16-A	12	120	152	48	16	20	0.16	1	A	P600 .-D12 ..
D4140-10-13.00F16-A	13	130	163	48	16	20	0.18	1	A	P600 .-D13 ..
D4140-10-14.00F16-B	14	140	174	48	16	20	0.2	1	B	P600 .-D14 ..
D4140-10-15.00F16-B	15	150	185	48	16	20	0.22	1	B	P600 .-D15 ..
D4140-10-16.00F20-C	16	160	196	50	20	25	0.31	1	C	P600 .-D16 ..
D4140-10-17.00F20-C	17	170	207	50	20	25	0.34	1	C	P600 .-D17 ..
D4140-10-18.00F20-D	18	180	218	50	20	25	0.4	1	D	P600 .-D18 ..
D4140-10-19.00F20-D	19	190	229	50	20	25	0.4	1	D	P600 .-D19 ..
D4140-10-20.00F20-E	20	200	240	50	20	25	0.48	1	E	P600 .-D20 ..
D4140-10-21.00F20-E	21	210	251	50	20	25	0.49	1	E	P600 .-D21 ..
D4140-10-22.00F25-F	22	220	263	56	25	32	0.71	1	F	P600 .-D22 ..
D4140-10-23.00F25-F	23	230	273	56	25	32	0.75	1	F	P600 .-D23 ..
D4140-10-24.00F25-G	24	240	285	56	25	32	0.82	1	G	P600 .-D24 ..
D4140-10-25.00F25-G	25	250	296	56	25	32	0.87	1	G	P600 .-D25 ..

刀体和备件包括在供货范围内

备件		D _c [mm]	12-13	14-15	16-17	18-19	20-21	22-23	24-25
	钻尖锁紧螺钉 紧固力矩		FS1396 (T7IP) 1,2 Nm	FS1397 (T8IP) 2 Nm	FS1398 (T8IP) 2 Nm	FS1399 (T15IP) 4 Nm	FS1400 (T20IP) 5 Nm	FS1401 (T20IP) 5 Nm	FS1402 (T20IP) 5 Nm

附件		D _c [mm]	12-13	14-17	18	19	20-24	21-25
	扭矩螺丝刀, 模拟型		FS2001	FS2003	FS2003	FS2003	FS2003	FS2003
	可换扳手头		FS2011 (T7IP)	FS2012 (T8IP)	FS2014 (T15IP)	FS2014 (T15IP)	FS2015 (T20IP)	FS2015 (T20IP)
	螺丝刀		FS2088 (T7IP)	FS1483 (T8IP)	FS1485 (T15IP)	FS1485 (T15IP)	FS1486 (T20IP)	FS1486 (T20IP)

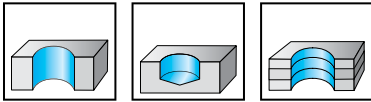
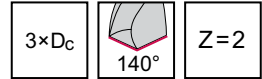
Interchangeable inserts

牌号	D _c mm	P		M	K	N	S	
		HC	HC	HC	HC	HC	HC	
		WMP35	WPP25	WPP45C	WMP35	WKK45C	WNN25	WMP35
P6001-D..	12-25,8			☺				
P6003-D..	12-25,8	☹		☺			☹	
P6004-D..	12-25,5					☹		
P6005-D..	12-25,8				☹			
P6006-D..	12-25,8	☺						

HC = 涂层硬质合金

B1

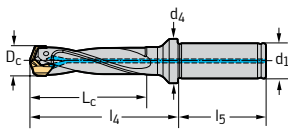
可换刀片钻头

 D4140 inch


	P	M	K	N	S	H	O
D4140	●●	●●	●●	●●	●●		

B1


刀具




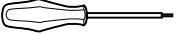


Cylindrical shank with collar

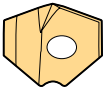







牌号	D _c inch	L _c inch	l ₄ inch	l ₅ inch	d ₁ inch	d ₄ inch	lbs	可转位刀片 数量	钻尖尺 寸	型式
D4140.03-12.00A15-A	0,472	1,496	2,677	1,890	0,625	0,787	0,005	1	A	P600 .-D12 ..
D4140.03-13.00A15-A	0,512	1,614	2,834	1,890	0,625	0,787	0,006	1	A	P600 .-D13 ..
D4140.03-14.00A15-B	0,551	1,772	2,992	1,890	0,625	0,787	0,006	1	B	P600 .-D14 ..
D4140.03-15.00A15-B	0,591	1,890	3,150	1,890	0,625	0,787	0,006	1	B	P600 .-D15 ..
D4140.03-16.00A19-C	0,630	2,008	3,307	2,031	0,750	0,984	0,009	1	C	P600 .-D16 ..
D4140.03-17.00A19-C	0,669	2,126	3,465	2,031	0,750	0,984	0,010	1	C	P600 .-D17 ..
D4140.03-18.00A19-D	0,709	2,244	3,622	2,031	0,750	0,984	0,010	1	D	P600 .-D18 ..
D4140.03-19.00A19-D	0,748	2,362	3,779	2,031	0,750	0,984	0,01	1	D	P600 .-D19 ..
D4140.03-20.00A19-E	0,787	2,48	3,937	2,031	0,750	0,984	0,011	1	E	P600 .-D20 ..
D4140.03-21.00A19-E	0,827	2,598	4,095	2,031	0,750	0,984	0,011	1	E	P600 .-D21 ..
D4140.03-22.00A26-F	0,866	2,756	4,291	2,281	1,000	1,260	0,018	1	F	P600 .-D22 ..
D4140.03-24.00A26-G	0,945	2,992	4,606	2,281	1,000	1,260	0,022	1	G	P600 .-D24 ..
D4140.03-26.00A26-H	1,024	3,268	4,921	2,281	1,000	1,260	0,022	1	H	P600 .-D26 ..
D4140.03-28.00A31-J	1,102	3,504	5,275	2,281	1,250	1,575	0,032	1	J	P600 .-D28 ..
D4140.03-30.00A31-K	1,181	3,74	5,591	2,281	1,250	1,575	0,035	1	K	P600 .-D30 ..

刀体和备件包括在供货范围内

备件		0,47–0,51	0,55–0,59	0,63–0,67	0,71–0,75	0,79–0,83	0,87	0,94	1,02	1,1–1,18
D _c [inch]										
	钻尖锁紧螺钉 紧固力矩	FS1396 (T7IP) 1,2 Nm	FS1397 (T8IP) 2 Nm	FS1398 (T8IP) 2 Nm	FS1399 (T15IP) 4 Nm	FS1400 (T20IP) 5 Nm	FS1401 (T20IP) 5 Nm	FS1402 (T20IP) 5 Nm	FS1403 (T25IP) 5,5 Nm	FS1404 (T25IP) 5,5 Nm

附件		0,47–0,51	0,55–0,67	0,71–0,75	0,79–0,94	1,02–1,18
D _c [inch]						
	扭矩扳手 T 形手柄					FS2042
	扭矩螺丝刀, 模拟型	FS2002	FS2004	FS2004	FS2004	
	可换扳手头	FS2011 (T7IP)	FS2012 (T8IP)	FS2014 (T15IP)	FS2015 (T20IP)	FS2049 (T25IP)
	螺丝刀	FS2088 (T7IP)	FS1483 (T8IP)	FS1485 (T15IP)	FS1486 (T20IP)	FS1487 (T25IP)

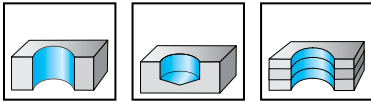
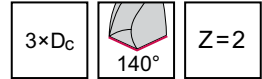
Interchangeable inserts

牌号	D _c mm	P		M	K	N	S
		HC		HC	HC	HC	HC
		WNMP35	WPP25	WPP45C	WNMP35	WKK45C	WNN25
 P6001-D..	12–30,5						
P6003-D..	12–30,5						
P6004-D..	12–30,5						
P6005-D..	12–30,5						
P6006-D..	12–30,5						

HC = 涂层硬质合金

B1

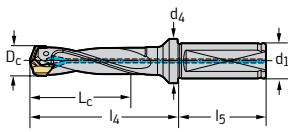
可换刀片钻头

 D4140 inch


	P	M	K	N	S	H	O
D4140	●●	●●	●●	●●	●●		

B1

刀具



Cylindrical shank with flat

牌号	D _c inch	L _c inch	l ₄ inch	l ₅ inch	d ₁ inch	d ₄ inch	lbs	可转位刀片 数量	钻尖尺 寸	型式
D4140.03-12.00F15-A	0,472	1,496	2,677	1,890	0,625	0,787	0,006	1	A	P600 .-D12 ..
D4140.03-13.00F15-A	0,512	1,614	2,835	1,890	0,625	0,787	0,006	1	A	P600 .-D13 ..
D4140.03-14.00F15-B	0,551	1,772	2,992	1,890	0,625	0,787	0,006	1	B	P600 .-D14 ..
D4140.03-15.00F15-B	0,591	1,890	3,150	1,890	0,625	0,787	0,006	1	B	P600 .-D15 ..
D4140.03-16.00F19-C	0,630	2,008	3,307	2,031	0,750	0,984	0,009	1	C	P600 .-D16 ..
D4140.03-17.00F19-C	0,669	2,126	3,465	2,031	0,750	0,984	0,009	1	C	P600 .-D17 ..
D4140.03-18.00F19-D	0,709	2,244	3,622	2,031	0,750	0,984	0,010	1	D	P600 .-D18 ..
D4140.03-19.00F19-D	0,748	2,362	3,780	2,031	0,750	0,984	0,01	1	D	P600 .-D19 ..
D4140.03-20.00F19-E	0,787	2,520	3,937	2,031	0,750	0,984	0,011	1	E	P600 .-D20 ..
D4140.03-21.00F19-E	0,827	2,638	4,094	2,031	0,750	0,984	0,011	1	E	P600 .-D21 ..
D4140.03-22.00F26-F	0,866	2,756	4,291	2,281	1,000	1,260	0,018	1	F	P600 .-D22 ..
D4140.03-23.00F26-F	0,906	2,874	4,449	2,281	1,000	1,260	0,019	1	F	P600 .-D23 ..
D4140.03-24.00F26-G	0,945	2,992	4,606	2,281	1,000	1,260	0,019	1	G	P600 .-D24 ..
D4140.03-25.00F26-G	0,984	3,150	4,764	2,281	1,000	1,260	0,02	1	G	P600 .-D25 ..
D4140.03-26.00F26-H	1,024	3,268	4,921	2,281	1,000	1,260	0,021	1	H	P600 .-D26 ..
D4140.03-27.00F26-H	1,063	3,386	5,079	2,281	1,000	1,260	0,023	1	H	P600 .-D27 ..
D4140.03-28.00F31-J	1,102	3,504	5,275	2,281	1,250	1,575	0,03	1	J	P600 .-D28 ..
D4140.03-29.00F31-J	1,142	3,622	5,433	2,281	1,250	1,575	0,033	1	J	P600 .-D29 ..
D4140.03-30.00F31-K	1,181	3,74	5,591	2,281	1,250	1,575	0,034	1	K	P600 .-D30 ..
D4140.03-31.00F31-K	1,22	3,898	5,748	2,281	1,250	1,575	0,035	1	K	P600 .-D31 ..
D4140.03-32.00F31-M	1,260	4,016	5,906	2,281	1,250	1,575	0,036	1	M	P600 .-D32 ..
D4140.03-33.00F31-M	1,299	4,134	6,063	2,281	1,250	1,575	0,037	1	M	P600 .-D33 ..
D4140.03-34.00F38-N	1,339	4,252	6,22	2,688	1,500	1,969	0,05	1	N	P600 .-D34 ..
D4140.03-35.00F38-N	1,378	4,37	6,378	2,688	1,500	1,969	0,053	1	N	P600 .-D35 ..
D4140.03-36.00F38-P	1,417	4,528	6,535	2,688	1,500	1,969	0,053	1	P	P600 .-D36 ..
D4140.03-37.00F38-P	1,457	4,646	6,693	2,688	1,500	1,969	0,056	1	P	P600 .-D37 ..

刀体和备件包括在供货范围内

备件		0,47–0,51	0,55–0,59	0,63–0,67	0,71–0,75	0,79–0,83	0,87–0,91	0,94–0,98	1,02–1,06	1,1–1,3	1,34–1,46
D _c [inch]											
	钻尖锁紧螺钉 紧固力矩	FS1396 (T7IP) 1,2 Nm	FS1397 (T8IP) 2 Nm	FS1398 (T8IP) 2 Nm	FS1399 (T15IP) 4 Nm	FS1400 (T20IP) 5 Nm	FS1401 (T20IP) 5 Nm	FS1402 (T20IP) 5 Nm	FS1403 (T25IP) 5,5 Nm	FS1404 (T25IP) 5,5 Nm	FS2159 (T25IP) 5,5 Nm

附件		0,47–0,51	0,55–0,67	0,71–0,75	0,79–0,98	1,02–1,46
D _c [inch]						
	扭矩扳手 T 形手柄					FS2042
	扭矩螺丝刀, 模拟型	FS2002	FS2004	FS2004	FS2004	
	可换扳手头	FS2011 (T7IP)	FS2012 (T8IP)	FS2014 (T15IP)	FS2015 (T20IP)	FS2049 (T25IP)
	螺丝刀	FS2088 (T7IP)	FS1483 (T8IP)	FS1485 (T15IP)	FS1486 (T20IP)	FS1487 (T25IP)

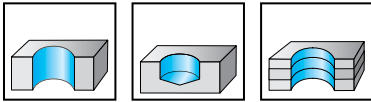
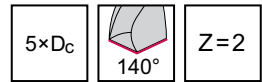
Interchangeable inserts

牌号	D _c mm	P		M	K	N	S	
		HC	HC	HC	HC	HC	HC	
		WNMP35	WPP25	WPP45C	WNMP35	WKK45C	WNN25	WNMP35
P6001-D..	12–38							
P6003-D..	12–38							
P6004-D..	12–31,5							
P6005-D..	12–38							
P6006-D..	12–38							

HC = 涂层硬质合金

B1

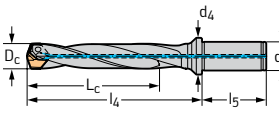
可换刀片钻头

 D4140 inch


	P	M	K	N	S	H	O
D4140	●●	●●	●●	●●	●		

B1

刀具



Cylindrical shank with collar

牌号	D _c inch	L _c inch	l ₄ inch	l ₅ inch	d ₁ inch	d ₄ inch	lbs	可转位刀片 数量	钻尖尺 寸	型式
D4140.05-12.00A15-A	0,472	2,441	3,622	1,890	0,625	0,787	0,006	1	A	P600 .-D12 ..
D4140.05-13.00A15-A	0,512	2,638	3,858	1,890	0,625	0,787	0,007	1	A	P600 .-D13 ..
D4140.05-14.00A15-B	0,551	2,874	4,094	1,890	0,625	0,787	0,007	1	B	P600 .-D14 ..
D4140.05-15.00A15-B	0,591	3,071	4,331	1,890	0,625	0,787	0,007	1	B	P600 .-D15 ..
D4140.05-16.00A19-C	0,630	3,268	4,567	2,031	0,750	0,984	0,010	1	C	P600 .-D16 ..
D4140.05-17.00A19-C	0,669	3,465	4,803	2,031	0,750	0,984	0,01	1	C	P600 .-D17 ..
D4140.05-18.00A19-D	0,709	3,661	5,039	2,031	0,750	0,984	0,011	1	D	P600 .-D18 ..
D4140.05-19.00A19-D	0,748	3,858	5,276	2,031	0,750	0,984	0,013	1	D	P600 .-D19 ..
D4140.05-20.00A19-E	0,787	4,094	5,512	2,031	0,750	0,984	0,014	1	E	P600 .-D20 ..
D4140.05-21.00A19-E	0,827	4,291	5,748	2,031	0,750	0,984	0,015	1	E	P600 .-D21 ..
D4140.05-22.00A26-F	0,866	4,488	6,024	2,281	1,000	1,260	0,021	1	F	P600 .-D22 ..
D4140.05-24.00A26-G	0,945	4,882	6,496	2,281	1,000	1,260	0,024	1	G	P600 .-D24 ..
D4140.05-26.00A26-H	1,024	5,315	6,969	2,281	1,000	1,260	0,027	1	H	P600 .-D26 ..
D4140.05-28.00A31-J	1,102	5,709	7,48	2,281	1,250	1,575	0,035	1	J	P600 .-D28 ..
D4140.05-30.00A31-K	1,181	6,102	7,953	2,281	1,250	1,575	0,041	1	K	P600 .-D30 ..

刀体和备件包括在供货范围内

备件		0,47–0,51	0,55–0,59	0,63–0,67	0,71–0,75	0,79–0,83	0,87	0,94	1,02	1,1–1,18
	钻尖锁紧螺钉 紧固力矩	FS1396 (T7IP) 1,2 Nm	FS1397 (T8IP) 2 Nm	FS1398 (T8IP) 2 Nm	FS1399 (T15IP) 4 Nm	FS1400 (T20IP) 5 Nm	FS1401 (T20IP) 5 Nm	FS1402 (T20IP) 5 Nm	FS1403 (T25IP) 5,5 Nm	FS1404 (T25IP) 5,5 Nm

附件		0,47–0,51	0,55–0,67	0,71–0,75	0,79–0,94	1,02–1,18
	扭矩扳手 T 形手柄					FS2042
	扭矩螺丝刀, 模拟型	FS2002	FS2004	FS2004	FS2004	
	可换扳手头	FS2011 (T7IP)	FS2012 (T8IP)	FS2014 (T15IP)	FS2015 (T20IP)	FS2049 (T25IP)
	螺丝刀	FS2088 (T7IP)	FS1483 (T8IP)	FS1485 (T15IP)	FS1486 (T20IP)	FS1487 (T25IP)

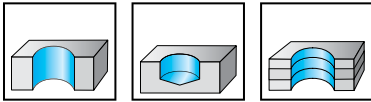
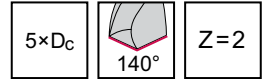
Interchangeable inserts

牌号	D _c mm	P		M	K	N	S	
		HC	HC	HC	HC	HC	HC	
		WNMP35	WPP25	WPP45C	WNMP35	WKK45C	WNN25	WNMP35
	P6001-D..			⊕				
	P6003-D..	⊗			⊕		⊕	
	P6004-D..						⊕	
	P6005-D..				⊗			
	P6006-D..	⊕						

HC = 涂层硬质合金

B1

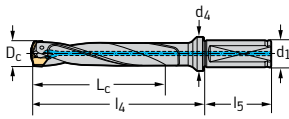
可换刀片钻头

 D4140 inch


	P	M	K	N	S	H	O
D4140	●●	●●	●●	●●	●		

B1

刀具



Cylindrical shank with flat

牌号	D _c inch	L _c inch	l ₄ inch	l ₅ inch	d ₁ inch	d ₄ inch	lbs	可转位刀片 数量	钻尖尺 寸	型式
D4140.05-12.00F15-A	0,472	2,441	3,622	1,890	0,625	0,787	0,006	1	A	P600 .-D12 ..
D4140.05-13.00F15-A	0,512	2,638	3,858	1,890	0,625	0,787	0,006	1	A	P600 .-D13 ..
D4140.05-14.00F15-B	0,551	2,874	4,094	1,890	0,625	0,787	0,007	1	B	P600 .-D14 ..
D4140.05-15.00F15-B	0,591	3,071	4,331	1,890	0,625	0,787	0,007	1	B	P600 .-D15 ..
D4140.05-16.00F19-C	0,630	3,268	4,567	2,031	0,750	0,984	0,010	1	C	P600 .-D16 ..
D4140.05-17.00F19-C	0,669	3,465	4,803	2,031	0,750	0,984	0,011	1	C	P600 .-D17 ..
D4140.05-18.00F19-D	0,709	3,661	5,039	2,031	0,750	0,984	0,011	1	D	P600 .-D18 ..
D4140.05-19.00F19-D	0,748	3,858	5,276	2,031	0,750	0,984	0,012	1	D	P600 .-D19 ..
D4140.05-20.00F19-E	0,787	4,094	5,512	2,031	0,750	0,984	0,013	1	E	P600 .-D20 ..
D4140.05-21.00F19-E	0,827	4,291	5,748	2,031	0,750	0,984	0,014	1	E	P600 .-D21 ..
D4140.05-22.00F26-F	0,866	4,488	6,024	2,281	1,000	1,260	0,021	1	F	P600 .-D22 ..
D4140.05-23.00F26-F	0,906	4,685	6,260	2,281	1,000	1,260	0,023	1	F	P600 .-D23 ..
D4140.05-24.00F26-G	0,945	4,882	6,496	2,281	1,000	1,260	0,024	1	G	P600 .-D24 ..
D4140.05-25.00F26-G	0,984	5,118	6,732	2,281	1,000	1,260	0,025	1	G	P600 .-D25 ..
D4140.05-26.00F26-H	1,024	5,315	6,969	2,281	1,000	1,260	0,026	1	H	P600 .-D26 ..
D4140.05-27.00F26-H	1,063	5,512	7,205	2,281	1,000	1,260	0,027	1	H	P600 .-D27 ..
D4140.05-28.00F31-J	1,102	5,709	7,48	2,281	1,250	1,575	0,037	1	J	P600 .-D28 ..
D4140.05-29.00F31-J	1,142	5,906	7,716	2,281	1,250	1,575	0,039	1	J	P600 .-D29 ..
D4140.05-30.00F31-K	1,181	6,339	7,953	2,281	1,250	1,575	0,041	1	K	P600 .-D30 ..
D4140.05-31.00F31-K	1,22	6,339	8,189	2,281	1,250	1,575	0,043	1	K	P600 .-D31 ..
D4140.05-32.00F31-M	1,260	6,535	8,425	2,281	1,250	1,575	0,043	1	M	P600 .-D32 ..
D4140.05-33.00F31-M	1,299	6,732	8,661	2,281	1,250	1,575	0,046	1	M	P600 .-D33 ..
D4140.05-34.00F38-N	1,339	6,929	8,898	2,688	1,500	1,969	0,059	1	N	P600 .-D34 ..
D4140.05-35.00F38-N	1,378	7,126	9,134	2,688	1,500	1,969	0,061	1	N	P600 .-D35 ..
D4140.05-36.00F38-P	1,417	7,362	9,37	2,688	1,500	1,969	0,064	1	P	P600 .-D36 ..
D4140.05-37.00F38-P	1,457	7,559	9,606	2,688	1,500	1,969	0,066	1	P	P600 .-D37 ..

刀体和备件包括在供货范围内

备件		0,47–0,51	0,55–0,59	0,63–0,67	0,71–0,75	0,79–0,83	0,87–0,91	0,94–0,98	1,02–1,06	1,1–1,3	1,34–1,46
D _c [inch]											
	钻尖锁紧螺钉 紧固力矩	FS1396 (T7IP) 1,2 Nm	FS1397 (T8IP) 2 Nm	FS1398 (T8IP) 2 Nm	FS1399 (T15IP) 4 Nm	FS1400 (T20IP) 5 Nm	FS1401 (T20IP) 5 Nm	FS1402 (T20IP) 5 Nm	FS1403 (T25IP) 5,5 Nm	FS1404 (T25IP) 5,5 Nm	FS2159 (T25IP) 5,5 Nm

附件		0,47–0,51	0,55–0,67	0,71–0,75	0,79–0,98	1,02–1,46
D _c [inch]						
	扭矩扳手 T 形手柄					FS2042
	扭矩螺丝刀, 模拟型	FS2002	FS2004	FS2004	FS2004	
	可换扳手头	FS2011 (T7IP)	FS2012 (T8IP)	FS2014 (T15IP)	FS2015 (T20IP)	FS2049 (T25IP)
	螺丝刀	FS2088 (T7IP)	FS1483 (T8IP)	FS1485 (T15IP)	FS1486 (T20IP)	FS1487 (T25IP)

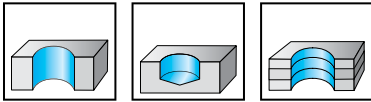
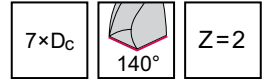
Interchangeable inserts

牌号	D _c mm	P		M	K	N	S	
		HC	HC	HC	HC	HC	HC	
		WNMP35	WPP25	WPP45C	WNMP35	WKK45C	WNN25	WNMP35
 P6001-D..	12–38							
P6003-D..	12–38							
P6004-D..	12–31,5							
P6005-D..	12–38							
P6006-D..	12–38							

HC = 涂层硬质合金

B1

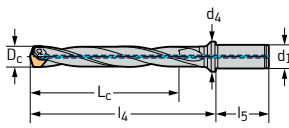
可换刀片钻头

 D4140 inch


	P	M	K	N	S	H	O
D4140	●●	●	●●	●●	●		

B1


刀具







Cylindrical shank with collar


牌号	D _c inch	L _c inch	l ₄ inch	l ₅ inch	d ₁ inch	d ₄ inch	lbs	可转位刀片 数量	钻尖尺 寸	型式
D4140.07-12.00A15-A	0,472	3,386	4,567	1,890	0,625	0,787	0,007	1	A	P600 .-D12 ..
D4140.07-13.00A15-A	0,512	3,661	4,882	1,890	0,625	0,787	0,007	1	A	P600 .-D13 ..
D4140.07-14.00A15-B	0,551	3,976	5,197	1,890	0,625	0,787	0,007	1	B	P600 .-D14 ..
D4140.07-15.00A15-B	0,591	4,252	5,512	1,890	0,625	0,787	0,008	1	B	P600 .-D15 ..
D4140.07-16.00A19-C	0,630	4,528	5,827	2,031	0,750	0,984	0,012	1	C	P600 .-D16 ..
D4140.07-17.00A19-C	0,669	4,803	6,142	2,031	0,750	0,984	0,013	1	C	P600 .-D17 ..
D4140.07-18.00A19-D	0,709	5,079	6,457	2,031	0,750	0,984	0,013	1	D	P600 .-D18 ..
D4140.07-19.00A19-D	0,748	5,354	6,772	2,031	0,750	0,984	0,014	1	D	P600 .-D19 ..
D4140.07-20.00A19-E	0,787	5,669	7,087	2,031	0,750	0,984	0,016	1	E	P600 .-D20 ..
D4140.07-21.00A19-E	0,827	5,945	7,402	2,031	0,750	0,984	0,017	1	E	P600 .-D21 ..
D4140.07-22.00A26-F	0,866	6,22	7,756	2,281	1,000	1,260	0,024	1	F	P600 .-D22 ..
D4140.07-24.00A26-G	0,945	6,772	8,386	2,281	1,000	1,260	0,028	1	G	P600 .-D24 ..
D4140.07-26.00A26-H	1,024	7,362	9,016	2,281	1,000	1,260	0,031	1	H	P600 .-D26 ..
D4140.07-28.00A31-J	1,102	7,913	9,685	2,281	1,250	1,575	0,043	1	J	P600 .-D28 ..
D4140.07-30.00A31-K	1,181	8,465	10,315	2,281	1,250	1,575	0,048	1	K	P600 .-D30 ..

刀体和备件包括在供货范围内

备件		0,47-0,51	0,55-0,59	0,63-0,67	0,71-0,75	0,79-0,83	0,87	0,94	1,02	1,1-1,18
D _c [inch]										
	钻尖锁紧螺钉 紧固力矩	FS1396 (T7IP) 1,2 Nm	FS1397 (T8IP) 2 Nm	FS1398 (T8IP) 2 Nm	FS1399 (T15IP) 4 Nm	FS1400 (T20IP) 5 Nm		FS1402 (T20IP) 5 Nm	FS1403 (T25IP) 5,5 Nm	FS1404 (T25IP) 5,5 Nm

附件		0,47-0,51	0,55-0,67	0,71-0,75	0,79-0,94	1,02-1,18
D _c [inch]						
	扭矩扳手 T 形手柄					FS2042
	扭矩螺丝刀, 模拟型	FS2002	FS2004	FS2004	FS2004	
	可换扳手头	FS2011 (T7IP)	FS2012 (T8IP)	FS2014 (T15IP)	FS2015 (T20IP)	FS2049 (T25IP)
	螺丝刀	FS2088 (T7IP)	FS1483 (T8IP)	FS1485 (T15IP)	FS1486 (T20IP)	FS1487 (T25IP)

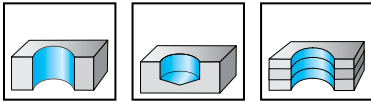
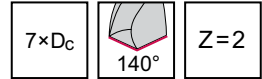
Interchangeable inserts

牌号	D _c mm	P		M	K	N	S
		HC		HC	HC	HC	HC
		WNMP35	WPP25	WPP45C	WNMP35	WKK45C	WNN25
 P6001-D..	12-30,5			⊕			
P6003-D..	12-30,5	⊗			⊕		⊕
P6004-D..	12-30,5						⊕
P6005-D..	12-30,5				⊗		
P6006-D..	12-30,5		⊕				

HC = 涂层硬质合金

B1

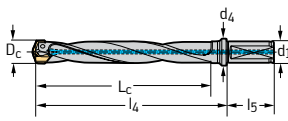
可换刀片钻头

 D4140 inch


	P	M	K	N	S	H	O
D4140	●●	●	●●	●●	●		

B1

刀具



Cylindrical shank with flat

牌号	D _c inch	L _c inch	l ₄ inch	l ₅ inch	d ₁ inch	d ₄ inch	lbs	可转位刀片 数量	钻尖尺寸	型式
D4140.07-12.00F15-A	0,472	3,386	4,567	1,890	0,625	0,787	0,007	1	A	P600 .-D12 ..
D4140.07-13.00F15-A	0,512	3,661	4,882	1,890	0,625	0,787	0,007	1	A	P600 .-D13 ..
D4140.07-14.00F15-B	0,551	3,976	5,197	1,890	0,625	0,787	0,008	1	B	P600 .-D14 ..
D4140.07-15.00F15-B	0,591	4,252	5,512	1,890	0,625	0,787	0,008	1	B	P600 .-D15 ..
D4140.07-16.00F19-C	0,630	4,528	5,828	2,031	0,750	0,984	0,011	1	C	P600 .-D16 ..
D4140.07-17.00F19-C	0,669	4,803	6,142	2,031	0,750	0,984	0,012	1	C	P600 .-D17 ..
D4140.07-18.00F19-D	0,709	5,079	6,457	2,031	0,750	0,984	0,013	1	D	P600 .-D18 ..
D4140.07-19.00F19-D	0,748	5,354	6,772	2,031	0,750	0,984	0,014	1	D	P600 .-D19 ..
D4140.07-20.00F19-E	0,787	5,669	7,087	2,031	0,750	0,984	0,015	1	E	P600 .-D20 ..
D4140.07-21.00F19-E	0,827	5,945	7,402	2,031	0,750	0,984	0,017	1	E	P600 .-D21 ..
D4140.07-22.00F26-F	0,866	6,22	7,756	2,281	1,000	1,260	0,024	1	F	P600 .-D22 ..
D4140.07-23.00F26-F	0,906	6,496	8,071	2,281	1,000	1,260	0,026	1	F	P600 .-D23 ..
D4140.07-24.00F26-G	0,945	6,772	8,386	2,281	1,000	1,260	0,027	1	G	P600 .-D24 ..
D4140.07-25.00F26-G	0,984	7,087	8,701	2,281	1,000	1,260	0,029	1	G	P600 .-D25 ..
D4140.07-26.00F26-H	1,024	7,362	9,016	2,281	1,000	1,260	0,032	1	H	P600 .-D26 ..
D4140.07-27.00F26-H	1,063	7,638	9,331	2,281	1,000	1,260	0,032	1	H	P600 .-D27 ..
D4140.07-28.00F31-J	1,102	7,913	9,685	2,281	1,250	1,575	0,042	1	J	P600 .-D28 ..
D4140.07-29.00F31-J	1,142	8,189	10,000	2,281	1,250	1,575	0,043	1	J	P600 .-D29 ..
D4140.07-30.00F31-K	1,181	8,465	10,315	2,281	1,250	1,575	0,051	1	K	P600 .-D30 ..
D4140.07-31.00F31-K	1,22	8,780	10,630	2,281	1,250	1,575	0,05	1	K	P600 .-D31 ..
D4140.07-32.00F31-M	1,260	9,055	10,945	2,281	1,250	1,575	0,051	1	M	P600 .-D32 ..
D4140.07-33.00F31-M	1,299	9,331	11,260	2,281	1,250	1,575	0,058	1	M	P600 .-D33 ..
D4140.07-34.00F38-N	1,339	9,606	11,575	2,688	1,500	1,969	0,072	1	N	P600 .-D34 ..
D4140.07-35.00F38-N	1,378	9,882	11,890	2,688	1,500	1,969	0,076	1	N	P600 .-D35 ..
D4140.07-36.00F38-P	1,417	10,197	12,205	2,688	1,500	1,969	0,078	1	P	P600 .-D36 ..
D4140.07-37.00F38-P	1,457	10,433	12,520	2,688	1,500	1,969	0,082	1	P	P600 .-D37 ..

刀体和备件包括在供货范围内

备件		0,47–0,51	0,55–0,59	0,63–0,67	0,71–0,75	0,79–0,83	0,87–0,91	0,94–0,98	1,02–1,06	1,1–1,3	1,34–1,46
D _c [inch]											
	钻尖锁紧螺钉 紧固力矩	FS1396 (T7IP) 1,2 Nm	FS1397 (T8IP) 2 Nm	FS1398 (T8IP) 2 Nm	FS1399 (T15IP) 4 Nm	FS1400 (T20IP) 5 Nm	FS1401 (T20IP) 5 Nm	FS1402 (T20IP) 5 Nm	FS1403 (T25IP) 5,5 Nm	FS1404 (T25IP) 5,5 Nm	FS2159 (T25IP) 5,5 Nm

附件		0,47–0,51	0,55–0,67	0,71–0,75	0,79–0,98	1,02–1,46
D _c [inch]						
	扭矩扳手 T 形手柄					FS2042
	扭矩螺丝刀, 模拟型	FS2002	FS2004	FS2004	FS2004	
	可换扳手头	FS2011 (T7IP)	FS2012 (T8IP)	FS2014 (T15IP)	FS2015 (T20IP)	FS2049 (T25IP)
	螺丝刀	FS2088 (T7IP)	FS1483 (T8IP)	FS1485 (T15IP)	FS1486 (T20IP)	FS1487 (T25IP)

Interchangeable inserts

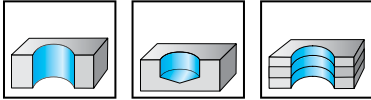
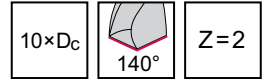
牌号	D _c mm	P		M	K	N	S	
		HC	HC	HC	HC	HC	HC	
		WNMP35	WPP25	WPP45C	WNMP35	WKK45C	WNN25	WNMP35
P6001-D..	12–38							
P6003-D..	12–38							
P6004-D..	12–31,5							
P6005-D..	12–38							
P6006-D..	12–38							

HC = 涂层硬质合金

B1

可换刀片钻头

 D4140 inch

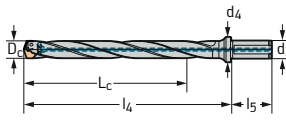
 - P6006 - 在没有引导的情况下, 可使用的最大规格为 $10 \times D_c$


	P	M	K	N	S	H	O
D4140	●●	●	●●	●●	●		

B1


刀具



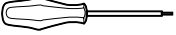
牌号	D_c inch	L_c inch	l_4 inch	l_5 inch	d_1 inch	d_4 inch	lbs	可转位刀片 数量	钻尖尺 寸	型式
D4140.10-12.00F15-A	0,472	4,724	5,984	1,890	0,625	0,787	0,006	1	A	P600 .-D12, ...
D4140.10-15.00F15-B	0,591	5,906	7,283	1,890	0,625	0,787	0,009	1	B	P600 .-D15, ...
D4140.10-19.00F19-D	0,748	7,48	9,016	2,031	0,750	0,984	0,016	1	D	P600 .-D19, ...
D4140.10-22.00F26-F	0,866	8,661	10,354	2,281	1,000	1,260	0,028	1	F	P600 .-D22, ...
D4140.10-25.00F26-G	0,984	9,843	11,654	2,281	1,000	1,260	0,035	1	G	P600 .-D25, ...



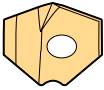
Cylindrical shank with flat

刀体和备件包括在供货范围内

备件		0,47	0,59	0,75	0,87	0,98
	D _c [inch] 钻尖锁紧螺钉 紧固力矩	FS1396 (T7IP) 1,2 Nm	FS1397 (T8IP) 2 Nm	FS1399 (T15IP) 4 Nm	FS1401 (T20IP) 5 Nm	FS1402 (T20IP) 5 Nm

附件		0,47	0,59	0,75	0,87-0,98
	D _c [inch] 扭矩螺丝刀, 模拟型	FS2002	FS2004	FS2004	FS2004
	可换扳手头	FS2011 (T7IP)	FS2012 (T8IP)	FS2014 (T15IP)	FS2015 (T20IP)
	螺丝刀	FS2088 (T7IP)	FS1483 (T8IP)	FS1485 (T15IP)	FS1486 (T20IP)

Interchangeable inserts

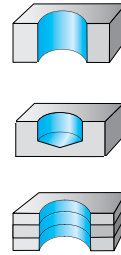
牌号	D _c mm	P		M	K	N	S	
		HC	HC	HC	HC	HC	HC	
		WMP35	WPP25	WPP45C	WMP35	WKK45C	WNN25	WMP35
 P6001-D..	12-25,8			⊕				
P6003-D..	12-25,8	⊕		⊕			⊕	
P6004-D..	12-25,5					⊕		
P6005-D..	12-25,8				⊕			
P6006-D..	12-25,8	⊕						

HC = 涂层硬质合金

B1

高速钢孔加工刀具

B1



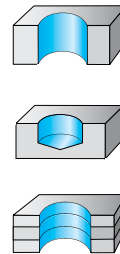
钻深	3 x D _C	5 x D _C
----	--------------------	--------------------



订货号	A1154TFT VA Inox	A1149XPL UFL®	A1148 UFL®	A3153	A3143
更多服务					
标准	DIN 1897	DIN 1897	DIN 1897	DIN 1899	DIN 1899
涂层 / 刀具材质	TFT	XPL	uncoated	uncoated	uncoated
刀柄	圆柱柄	圆柱柄	圆柱柄	圆柱柄	圆柱柄
直径范围 [mm]	2-16	1-20	1-20	0,15-1,4	0,05-1,45
P 钢	●	●●	●●	●●	●●
M 不锈钢	●●	●●	●●	●	●
K 铸铁		●●	●●	●●	●●
N 有色金属	●●	●●	●●	●●	●●
S 难切削材料	●	●	●●	●●	●●
H 硬材料					
O 其他	●	●	●	●	●
目录中的页面	B 318	B 312	B 321	B 330	B 327
二维码					
www.walter-tools.com/woc/	A1154TFT	A1149XPL	A1148	A3153	A3143

高速钢孔加工刀具

B1



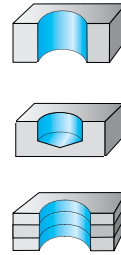
钻深 8 x D_C



订货号	DA110 Perform	A4247 Alpha [®] XE	A4244 VA	A1254TFT VA Inox	A1249XPL UFL [®]
更多服务					
标准	DIN 338	DIN 345	DIN 345	DIN 338	DIN 338
涂层 / 刀具材质	WZ90AJ	uncoated	uncoated	TFT	XPL
刀柄	圆柱柄	莫氏锥度	莫氏锥度	圆柱柄	圆柱柄
直径范围 [mm]	1-16	10-40	10-32	3-16	1-20
P 钢	●●	●●	●	●	●●
M 不锈钢	●	●●	●●	●●	●●
K 铸铁	●●	●●	●●	●●	●●
N 有色金属	●	●●	●	●●	●●
S 难切削材料		●●	●●	●	●
H 硬材料					
O 其他	●	●		●	●
目录中的页面	B 368	B 398	B 396	B 337	B 332
二维码					
www.walter-tools.com/woc/	DA110	A4247	A4244	A1254TFT	A1249XPL

高速钢孔加工刀具

B1



钻深

8 x D_C



订货号

A1247
Alpha® XE

A1244
VA

A1222
UFL®

A1211TIN

A1211

更多服务



标准

DIN 338

DIN 338

DIN 338

DIN 338

DIN 338

涂层 / 刀具材质

uncoated

uncoated

uncoated

TIN

uncoated

刀柄

圆柱柄

圆柱柄

圆柱柄

圆柱柄

圆柱柄

直径范围 [mm]

1-16

0,3-15

1-16

0,5-16

0,2-22

P 钢

●●

●

●●

●●

●●

M 不锈钢

●●

●●

●

●

●

K 铸铁

●●

●●

●●

●●

●●

N 有色金属

●●

●

●●

●

●

S 难切削材料

●●

●●

●

●

●

H 硬材料

●

●

●

●

●

O 其他

●

●

●

●

●

目录中的页面

B 339

B 344

B 350

B 356

B 356

二维码



www.walter-tools.com/woc/

A1247

A1244

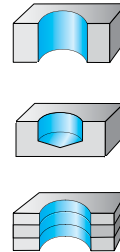
A1222

A1211TIN

A1211

高速钢孔加工刀具

B1



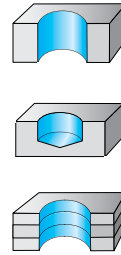
钻深 12 x D_C



订货号	A4422 UFL®	A1549TFP UFL®	A1547 Alpha® XE	A1544 VA	A1522 UFL®
更多服务					
标准	DIN 341	DIN 340	DIN 340	DIN 340	DIN 340
涂层 / 刀具材质	uncoated	TFP	uncoated	uncoated	uncoated
刀柄	莫氏锥度	圆柱柄	圆柱柄	圆柱柄	圆柱柄
直径范围 [mm]	10-31	1-12	1-12,7	1-12	1-22,23
P 钢	●●	●●	●	●	●●
M 不锈钢	●	●●	●●	●●	●
K 铸铁	●●	●●	●●	●●	●●
N 有色金属	●●	●●	●	●	●●
S 难切削材料	●	●	●●	●●	●
H 硬材料					
O 其他	●	●	●		●
目录中的页面	B 400	B 371	B 374	B 377	B 380
二维码					
www.walter-tools.com/woc/	A4422	A1549TFP	A1547	A1544	A1522

高速钢孔加工刀具

B1



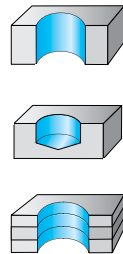
钻深	12 x D _C	16 x D _C		22 x D _C
----	---------------------	---------------------	--	---------------------



订货号	A1511	A4622 UFL®	A4611	A1622 UFL®	A4722 UFL®
更多服务					
标准	DIN 340	DIN 1870 I	DIN 1870 I	DIN 1869 I	DIN 1870 II
涂层 / 刀具材质	uncoated	uncoated	uncoated	uncoated	uncoated
刀柄	圆柱柄	莫氏锥度	莫氏锥度	圆柱柄	莫氏锥度
直径范围 [mm]	0,5–22	12–30	8–40	2–12,7	8–40
P 钢	●	●●	●	●●	●●
M 不锈钢	●	●	●	●	●
K 铸铁	●	●●	●	●●	●●
N 有色金属	●	●●	●	●●	●●
S 难切削材料	●	●	●	●	●
H 硬材料					
O 其他	●	●	●	●	●
目录中的页面	B 385	B 402	B 403	B 388	B 405
二维码					
www.walter-tools.com/woc/	A1511	A4622	A4611	A1622	A4722

高速钢孔加工刀具

B1



钻深	22 x D _C	30 x D _C	60 x D _C	85 x D _C
----	---------------------	---------------------	---------------------	---------------------

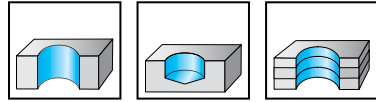


订货号	A1722 UFL®	A1822 UFL®	A1922S UFL®	A1922L UFL®
更多服务				
标准	DIN 1869 II	DIN 1869 III	Walter	Walter
涂层 / 刀具材质	uncoated	uncoated	uncoated	uncoated
刀柄	圆柱柄	圆柱柄	圆柱柄	圆柱柄
直径范围 [mm]	3-12	3,5-12	6-14	8-12
P 钢	●●	●●	●●	●●
M 不锈钢	●	●	●	●
K 铸铁	●●	●●	●●	●●
N 有色金属	●●	●●	●●	●●
S 难切削材料	●	●	●	●
H 硬材料				
O 其他	●	●	●	●
目录中的页面	B 392	B 393	B 394	B 395
二维码				
www.walter-tools.com/woc/	A1722	A1822	A1922S	A1922L

优质高速钢麻花钻, 超短型

A1149XPL

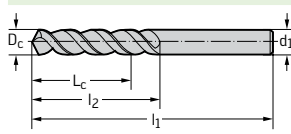
UFL®



	P	M	K	N	S	H	O
XPL	●●	●●	●●	●●	●		●

B1

刀具



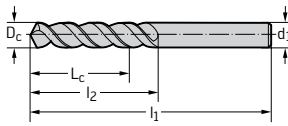
Cylindrical shank

牌号	h8	Dc Inch/Nr	Lc mm	l1 mm	l2 mm	f11
A1149XPL-1	1		4	26	6	1
A1149XPL-N060	1,016	No. 60	4	26	6	1,016
A1149XPL-N059	1,041	No. 59	4	26	6	1,041
A1149XPL-N058	1,067	No. 58	5	28	7	1,067
A1149XPL-N057	1,092	No. 57	5	28	7	1,092
A1149XPL-1.1	1.1		5	28	7	1.1
A1149XPL-N056	1,181	No. 56	6	30	8	1,181
A1149XPL-3/64IN	1,191	3/64"	6	30	8	1,191
A1149XPL-1.2	1.2		6	30	8	1.2
A1149XPL-1.3	1.3		6	30	8	1.3
A1149XPL-N055	1,321	No. 55	6	32	9	1,321
A1149XPL-N054	1,397	No. 54	6	32	9	1,397
A1149XPL-1.4	1.4		6	32	9	1.4
A1149XPL-1.5	1.5		6	32	9	1.5
A1149XPL-N053	1,511	No. 53	7	34	10	1,511
A1149XPL-1/16IN	1,588	1/16"	7	34	10	1,588
A1149XPL-1.6	1.6		7	34	10	1.6
A1149XPL-N052	1,613	No. 52	7	34	10	1,613
A1149XPL-1.7	1.7		7	34	10	1.7
A1149XPL-N051	1,702	No. 51	8	36	11	1,702
A1149XPL-N050	1,778	No. 50	8	36	11	1,778
A1149XPL-1.8	1.8		8	36	11	1.8
A1149XPL-N049	1,854	No. 49	8	36	11	1,854
A1149XPL-1.9	1.9		8	36	11	1.9
A1149XPL-N048	1,93	No. 48	8	38	12	1,93
A1149XPL-5/64IN	1,984	5/64"	8	38	12	1,984
A1149XPL-N047	1,994	No. 47	8	38	12	1,994
A1149XPL-2	2		8	38	12	2
A1149XPL-N046	2,057	No. 46	8	38	12	2,057
A1149XPL-N045	2,083	No. 45	8	38	12	2,083
A1149XPL-2.1	2.1		8	38	12	2.1
A1149XPL-N044	2,184	No. 44	9	40	13	2,184
A1149XPL-2.2	2.2		9	40	13	2.2
A1149XPL-N043	2,261	No. 43	9	40	13	2,261
A1149XPL-2.3	2.3		9	40	13	2.3

WALTER
SELECT

●● 主要应用 ● 其他应用
最佳刀具, 用于... → 良好的 = ☺ → 一般的 = ☹ → 不利的 = ☹ 加工条件

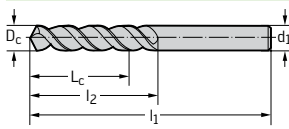
刀具



Cylindrical shank

牌号	h8	Dc Inch/Nr	Lc mm	l1 mm	l2 mm	f11
A1149XPL-NO42	2,375	No. 42	10	43	14	2,375
A1149XPL-3/32IN	2,381	3/32"	10	43	14	2,381
A1149XPL-2.4	2,4		10	43	14	2,4
A1149XPL-NO41	2,438	No. 41	10	43	14	2,438
A1149XPL-NO40	2,489	No. 40	10	43	14	2,489
A1149XPL-2.5	2,5		10	43	14	2,5
A1149XPL-NO39	2,527	No. 39	10	43	14	2,527
A1149XPL-NO38	2,578	No. 38	10	43	14	2,578
A1149XPL-2.6	2,6		10	43	14	2,6
A1149XPL-NO37	2,642	No. 37	10	43	14	2,642
A1149XPL-2.7	2,7		11	46	16	2,7
A1149XPL-NO36	2,705	No. 36	11	46	16	2,705
A1149XPL-7/64IN	2,778	7/64"	11	46	16	2,778
A1149XPL-NO35	2,794	No. 35	11	46	16	2,794
A1149XPL-2.8	2,8		11	46	16	2,8
A1149XPL-NO34	2,819	No. 34	11	46	16	2,819
A1149XPL-NO33	2,87	No. 33	11	46	16	2,87
A1149XPL-2.9	2,9		11	46	16	2,9
A1149XPL-NO32	2,946	No. 32	11	46	16	2,946
A1149XPL-3	3		11	46	16	3
A1149XPL-NO31	3,048	No. 31	12	49	18	3,048
A1149XPL-3.1	3,1		12	49	18	3,1
A1149XPL-1/8IN	3,175	1/8"	12	49	18	3,175
A1149XPL-3.2	3,2		12	49	18	3,2
A1149XPL-NO30	3,264	No. 30	12	49	18	3,264
A1149XPL-3.3	3,3		12	49	18	3,3
A1149XPL-3.4	3,4		14	52	20	3,4
A1149XPL-NO29	3,454	No. 29	14	52	20	3,454
A1149XPL-3.5	3,5		14	52	20	3,5
A1149XPL-NO28	3,569	No. 28	14	52	20	3,569
A1149XPL-9/64IN	3,572	9/64"	14	52	20	3,572
A1149XPL-3.6	3,6		14	52	20	3,6
A1149XPL-NO27	3,658	No. 27	14	52	20	3,658
A1149XPL-3.7	3,7		14	52	20	3,7
A1149XPL-NO26	3,734	No. 26	14	52	20	3,734
A1149XPL-NO25	3,797	No. 25	15	55	22	3,797
A1149XPL-3.8	3,8		15	55	22	3,8
A1149XPL-NO24	3,861	No. 24	15	55	22	3,861
A1149XPL-3.9	3,9		15	55	22	3,9
A1149XPL-NO23	3,912	No. 23	15	55	22	3,912
A1149XPL-5/32IN	3,969	5/32"	15	55	22	3,969
A1149XPL-NO22	3,988	No. 22	15	55	22	3,988
A1149XPL-4	4		15	55	22	4
A1149XPL-NO21	4,039	No. 21	15	55	22	4,039
A1149XPL-NO20	4,089	No. 20	15	55	22	4,089
A1149XPL-4.1	4,1		15	55	22	4,1
A1149XPL-4.2	4,2		15	55	22	4,2
A1149XPL-NO19	4,216	No. 19	15	55	22	4,216

刀具

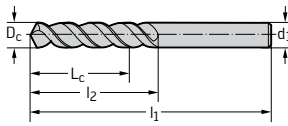


Cylindrical shank

牌号	h8	Dc inch/Nr	Lc mm	l1 mm	l2 mm	f11
A1149XPL-4.3	4,3		16	58	24	4,3
A1149XPL-NO18	4,305	No. 18	16	58	24	4,305
A1149XPL-11/64IN	4,366	11/64"	16	58	24	4,366
A1149XPL-NO17	4,394	No. 17	16	58	24	4,394
A1149XPL-4.4	4,4		16	58	24	4,4
A1149XPL-NO16	4,496	No. 16	16	58	24	4,496
A1149XPL-4.5	4,5		16	58	24	4,5
A1149XPL-NO15	4,572	No. 15	16	58	24	4,572
A1149XPL-4.6	4,6		16	58	24	4,6
A1149XPL-NO14	4,623	No. 14	16	58	24	4,623
A1149XPL-4.65	4,65		16	58	24	4,65
A1149XPL-NO13	4,699	No. 13	16	58	24	4,699
A1149XPL-4.7	4,7		16	58	24	4,7
A1149XPL-3/16IN	4,763	3/16"	18	62	26	4,763
A1149XPL-4.8	4,8		18	62	26	4,8
A1149XPL-NO12	4,801	No. 12	18	62	26	4,801
A1149XPL-NO11	4,851	No. 11	18	62	26	4,851
A1149XPL-4.9	4,9		18	62	26	4,9
A1149XPL-NO10	4,915	No. 10	18	62	26	4,915
A1149XPL-NO9	4,978	No. 09	18	62	26	4,978
A1149XPL-5	5		18	62	26	5
A1149XPL-NO8	5,055	No. 08	18	62	26	5,055
A1149XPL-5.1	5,1		18	62	26	5,1
A1149XPL-NO7	5,105	No. 07	18	62	26	5,105
A1149XPL-13/64IN	5,159	13/64"	18	62	26	5,159
A1149XPL-NO6	5,182	No. 06	18	62	26	5,182
A1149XPL-5.2	5,2		18	62	26	5,2
A1149XPL-NO5	5,22	No. 05	18	62	26	5,22
A1149XPL-5.3	5,3		18	62	26	5,3
A1149XPL-NO4	5,309	No. 04	19	66	28	5,309
A1149XPL-5.4	5,4		19	66	28	5,4
A1149XPL-NO3	5,41	No. 03	19	66	28	5,41
A1149XPL-5.5	5,5		19	66	28	5,5
A1149XPL-5.55	5,55		19	66	28	5,55
A1149XPL-7/32IN	5,556	7/32"	19	66	28	5,556
A1149XPL-5.6	5,6		19	66	28	5,6
A1149XPL-NO2	5,613	No. 02	19	66	28	5,613
A1149XPL-5.7	5,7		19	66	28	5,7
A1149XPL-NO1	5,791	No. 01	19	66	28	5,791
A1149XPL-5.8	5,8		19	66	28	5,8
A1149XPL-5.9	5,9		19	66	28	5,9
A1149XPL-LET.A	5,944	Let. A	19	66	28	5,944
A1149XPL-15/64IN	5,953	15/64"	19	66	28	5,953
A1149XPL-6	6		19	66	28	6
A1149XPL-LET.B	6,045	Let. B	20	70	31	6,045
A1149XPL-6.1	6,1		20	70	31	6,1
A1149XPL-LET.C	6,147	Let. C	20	70	31	6,147
A1149XPL-6.2	6,2		20	70	31	6,2

B1

刀具

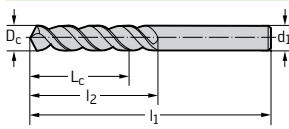


Cylindrical shank

牌号	h8	Dc Inch/Nr	Lc mm	l1 mm	l2 mm	f11
A1149XPL-LET.D	6,248	Let. D	20	70	31	6,248
A1149XPL-6.3	6,3		20	70	31	6,3
A1149XPL-1/4IN	6,35	1/4"	20	70	31	6,35
A1149XPL-6.4	6,4		20	70	31	6,4
A1149XPL-6.5	6,5		20	70	31	6,5
A1149XPL-LET.F	6,528	Let. F	20	70	31	6,528
A1149XPL-6.6	6,6		20	70	31	6,6
A1149XPL-LET.G	6,629	Let. G	20	70	31	6,629
A1149XPL-6.7	6,7		20	70	31	6,7
A1149XPL-17/64IN	6,747	17/64"	22	74	34	6,747
A1149XPL-LET.H	6,756	Let. H	22	74	34	6,756
A1149XPL-6.8	6,8		22	74	34	6,8
A1149XPL-6.9	6,9		22	74	34	6,9
A1149XPL-LET.I	6,909	Let. I	22	74	34	6,909
A1149XPL-7	7		22	74	34	7
A1149XPL-LET.J	7,036	Let. J	22	74	34	7,036
A1149XPL-7.1	7,1		22	74	34	7,1
A1149XPL-LET.K	7,137	Let. K	22	74	34	7,137
A1149XPL-9/32IN	7,144	9/32"	22	74	34	7,144
A1149XPL-7.2	7,2		22	74	34	7,2
A1149XPL-7.3	7,3		22	74	34	7,3
A1149XPL-LET.L	7,366	Let. L	22	74	34	7,366
A1149XPL-7.4	7,4		22	74	34	7,4
A1149XPL-LET.M	7,493	Let. M	22	74	34	7,493
A1149XPL-7.5	7,5		22	74	34	7,5
A1149XPL-19/64IN	7,541	19/64"	24	79	37	7,541
A1149XPL-7.6	7,6		24	79	37	7,6
A1149XPL-LET.N	7,671	Let. N	24	79	37	7,671
A1149XPL-7.7	7,7		24	79	37	7,7
A1149XPL-7.8	7,8		24	79	37	7,8
A1149XPL-7.9	7,9		24	79	37	7,9
A1149XPL-5/16IN	7,938	5/16"	24	79	37	7,938
A1149XPL-8	8		24	79	37	8
A1149XPL-LET.O	8,026	Let. O	24	79	37	8,026
A1149XPL-8.1	8,1		24	79	37	8,1
A1149XPL-8.2	8,2		24	79	37	8,2
A1149XPL-LET.P	8,204	Let. P	24	79	37	8,204
A1149XPL-8.3	8,3		24	79	37	8,3
A1149XPL-21/64IN	8,334	21/64"	24	79	37	8,334
A1149XPL-8.4	8,4		24	79	37	8,4
A1149XPL-LET.Q	8,433	Let. Q	24	79	37	8,433
A1149XPL-8.5	8,5		24	79	37	8,5
A1149XPL-8.6	8,6		25	84	40	8,6
A1149XPL-LET.R	8,611	Let. R	25	84	40	8,611
A1149XPL-8.7	8,7		25	84	40	8,7
A1149XPL-11/32IN	8,731	11/32"	25	84	40	8,731
A1149XPL-8.8	8,8		25	84	40	8,8
A1149XPL-LET.S	8,839	Let. S	25	84	40	8,839

B1

刀具

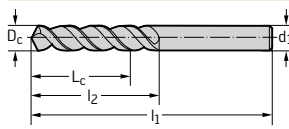


Cylindrical shank

牌号	h8	Dc inch/Nr	Lc mm	l1 mm	l2 mm	f11
A1149XPL-8.9	8,9		25	84	40	8,9
A1149XPL-9	9		25	84	40	9
A1149XPL-LET.T	9,093	Let. T	25	84	40	9,093
A1149XPL-9.1	9,1		25	84	40	9,1
A1149XPL-23/64IN	9,128	23/64"	25	84	40	9,128
A1149XPL-9.2	9,2		25	84	40	9,2
A1149XPL-9.3	9,3		25	84	40	9,3
A1149XPL-LET.U	9,347	Let. U	25	84	40	9,347
A1149XPL-9.4	9,4		25	84	40	9,4
A1149XPL-9.5	9,5		25	84	40	9,5
A1149XPL-3/8IN	9,525	3/8"	27	89	43	9,525
A1149XPL-LET.V	9,576	Let. V	27	89	43	9,576
A1149XPL-9.6	9,6		27	89	43	9,6
A1149XPL-9.7	9,7		27	89	43	9,7
A1149XPL-9.8	9,8		27	89	43	9,8
A1149XPL-LET.W	9,804	Let. W	27	89	43	9,804
A1149XPL-9.9	9,9		27	89	43	9,9
A1149XPL-25/64IN	9,922	25/64"	27	89	43	9,922
A1149XPL-10	10		27	89	43	10
A1149XPL-LET.X	10,084	Let. X	27	89	43	10,084
A1149XPL-10.2	10,2		27	89	43	10,2
A1149XPL-LET.Y	10,262	Let. Y	27	89	43	10,262
A1149XPL-13/32IN	10,319	13/32"	27	89	43	10,319
A1149XPL-LET.Z	10,49	Let. Z	27	89	43	10,49
A1149XPL-10.5	10,5		27	89	43	10,5
A1149XPL-27/64IN	10,716	27/64"	29	95	47	10,716
A1149XPL-10.8	10,8		29	95	47	10,8
A1149XPL-11	11		29	95	47	11
A1149XPL-7/16IN	11,113	7/16"	29	95	47	11,113
A1149XPL-11.2	11,2		29	95	47	11,2
A1149XPL-11.3	11,3		29	95	47	11,3
A1149XPL-11.5	11,5		29	95	47	11,5
A1149XPL-29/64IN	11,509	29/64"	29	95	47	11,509
A1149XPL-11.8	11,8		29	95	47	11,8
A1149XPL-15/32IN	11,906	15/32"	37	102	51	11,906
A1149XPL-12	12		37	102	51	12
A1149XPL-31/64IN	12,303	31/64"	37	102	51	12,303
A1149XPL-12.5	12,5		37	102	51	12,5
A1149XPL-1/2IN	12,7	1/2"	37	102	51	12,7
A1149XPL-12.8	12,8		37	102	51	12,8
A1149XPL-13	13		37	102	51	13
A1149XPL-33/64IN	13,097		37	102	51	13,097
A1149XPL-13.1	13,1		37	102	51	13,1
A1149XPL-13.3	13,3		40	107	54	13,3
A1149XPL-17/32IN	13,494	17/32"	40	107	54	13,494
A1149XPL-13.5	13,5		40	107	54	13,5
A1149XPL-35/64IN	13,891		40	107	54	13,891
A1149XPL-14	14		40	107	54	14

B1

刀具



Cylindrical shank

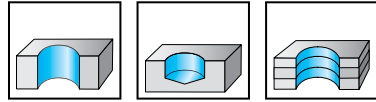
牌号	h8	Dc Inch/Nr	Lc mm	l1 mm	l2 mm	f11
A1149XPL-9/16IN	14,288	9/16"	41	111	56	14,288
A1149XPL-14,5	14,5		41	111	56	14,5
A1149XPL-37/64IN	14,684	37/64"	41	111	56	14,684
A1149XPL-15	15		41	111	56	15
A1149XPL-19/32IN	15,081	19/32"	42	115	58	15,081
A1149XPL-15.1	15,1		42	115	58	15,1
A1149XPL-15.3	15,3		42	115	58	15,3
A1149XPL-39/64IN	15,478	39/64"	42	115	58	15,478
A1149XPL-15.5	15,5		42	115	58	15,5
A1149XPL-5/8IN	15,875	5/8"	42	115	58	15,875
A1149XPL-16	16		42	115	58	16
A1149XPL-41/64IN	16,272		43	119	60	16,272
A1149XPL-16.5	16,5		43	119	60	16,5
A1149XPL-21/32IN	16,669		43	119	60	16,669
A1149XPL-17	17		43	119	60	17
A1149XPL-43/64IN	17,066		44	123	62	17,066
A1149XPL-11/16IN	17,463		44	123	62	17,463
A1149XPL-17.5	17,5		44	123	62	17,5
A1149XPL-45/64IN	17,859	45/64"	44	123	62	17,859
A1149XPL-18	18		44	123	62	18
A1149XPL-23/32IN	18,256	23/32"	45	127	64	18,256
A1149XPL-18.5	18,5		45	127	64	18,5
A1149XPL-47/64IN	18,653	47/64"	45	127	64	18,653
A1149XPL-19	19		45	127	64	19
A1149XPL-3/4IN	19,05	3/4"	46	131	66	19,05
A1149XPL-19.5	19,5		46	131	66	19,5
A1149XPL-20	20		46	131	66	20

B1

优质高速钢麻花钻, 超短型

A1154TFT

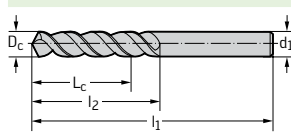
VA Inox



	P	M	K	N	S	H	O
TFT	●	●●	●●	●●	●	●	●

B1

刀具



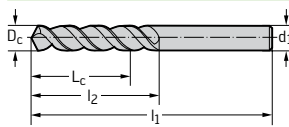
Cylindrical shank

牌号	h8	Lc mm	l ₁ mm	l ₂ mm	f11
A1154TFT-2	2	8	38	12	2
A1154TFT-2.1	2.1	8	38	12	2.1
A1154TFT-2.2	2.2	9	40	13	2.2
A1154TFT-2.3	2.3	9	40	13	2.3
A1154TFT-2.4	2.4	10	43	14	2.4
A1154TFT-2.5	2.5	10	43	14	2.5
A1154TFT-2.6	2.6	10	43	14	2.6
A1154TFT-2.7	2.7	11	46	16	2.7
A1154TFT-2.8	2.8	11	46	16	2.8
A1154TFT-2.9	2.9	11	46	16	2.9
A1154TFT-3	3	11	46	16	3
A1154TFT-3.1	3.1	12	49	18	3.1
A1154TFT-3.2	3.2	12	49	18	3.2
A1154TFT-3.3	3.3	12	49	18	3.3
A1154TFT-3.4	3.4	14	52	20	3.4
A1154TFT-3.5	3.5	14	52	20	3.5
A1154TFT-3.6	3.6	14	52	20	3.6
A1154TFT-3.7	3.7	14	52	20	3.7
A1154TFT-3.8	3.8	15	55	22	3.8
A1154TFT-3.9	3.9	15	55	22	3.9
A1154TFT-4	4	15	55	22	4
A1154TFT-4.1	4.1	15	55	22	4.1
A1154TFT-4.2	4.2	15	55	22	4.2
A1154TFT-4.3	4.3	16	58	24	4.3
A1154TFT-4.4	4.4	16	58	24	4.4
A1154TFT-4.5	4.5	16	58	24	4.5
A1154TFT-4.6	4.6	16	58	24	4.6
A1154TFT-4.65	4.65	16	58	24	4.65
A1154TFT-4.7	4.7	16	58	24	4.7
A1154TFT-4.8	4.8	18	62	26	4.8
A1154TFT-4.9	4.9	18	62	26	4.9
A1154TFT-5	5	18	62	26	5
A1154TFT-5.1	5.1	18	62	26	5.1
A1154TFT-5.2	5.2	18	62	26	5.2
A1154TFT-5.3	5.3	18	62	26	5.3

**WALTER
SELECT**

●● 主要应用 ● 其他应用
 最佳刀具, 用于... → 良好的 = 😊 → 一般的 = 😐 → 不利的 = ☹️ 加工条件

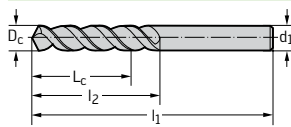
刀具



Cylindrical shank

牌号	h8	Lc mm	l1 mm	l2 mm	f11
A1154TFT-5.4	5,4	19	66	28	5,4
A1154TFT-5.5	5,5	19	66	28	5,5
A1154TFT-5.55	5,55	19	66	28	5,55
A1154TFT-5.6	5,6	19	66	28	5,6
A1154TFT-5.7	5,7	19	66	28	5,7
A1154TFT-5.8	5,8	19	66	28	5,8
A1154TFT-5.9	5,9	19	66	28	5,9
A1154TFT-6	6	19	66	28	6
A1154TFT-6.1	6,1	20	70	31	6,1
A1154TFT-6.2	6,2	20	70	31	6,2
A1154TFT-6.3	6,3	20	70	31	6,3
A1154TFT-6.4	6,4	20	70	31	6,4
A1154TFT-6.5	6,5	20	70	31	6,5
A1154TFT-6.6	6,6	20	70	31	6,6
A1154TFT-6.7	6,7	20	70	31	6,7
A1154TFT-6.8	6,8	22	74	34	6,8
A1154TFT-6.9	6,9	22	74	34	6,9
A1154TFT-7	7	22	74	34	7
A1154TFT-7.1	7,1	22	74	34	7,1
A1154TFT-7.2	7,2	22	74	34	7,2
A1154TFT-7.3	7,3	22	74	34	7,3
A1154TFT-7.4	7,4	22	74	34	7,4
A1154TFT-7.5	7,5	22	74	34	7,5
A1154TFT-7.6	7,6	24	79	37	7,6
A1154TFT-7.7	7,7	24	79	37	7,7
A1154TFT-7.8	7,8	24	79	37	7,8
A1154TFT-7.9	7,9	24	79	37	7,9
A1154TFT-8	8	24	79	37	8
A1154TFT-8.1	8,1	24	79	37	8,1
A1154TFT-8.2	8,2	24	79	37	8,2
A1154TFT-8.3	8,3	24	79	37	8,3
A1154TFT-8.4	8,4	24	79	37	8,4
A1154TFT-8.5	8,5	24	79	37	8,5
A1154TFT-8.6	8,6	25	84	40	8,6
A1154TFT-8.7	8,7	25	84	40	8,7
A1154TFT-8.8	8,8	25	84	40	8,8
A1154TFT-8.9	8,9	25	84	40	8,9
A1154TFT-9	9	25	84	40	9
A1154TFT-9.1	9,1	25	84	40	9,1
A1154TFT-9.2	9,2	25	84	40	9,2
A1154TFT-9.3	9,3	25	84	40	9,3
A1154TFT-9.4	9,4	25	84	40	9,4
A1154TFT-9.5	9,5	25	84	40	9,5
A1154TFT-9.6	9,6	27	89	43	9,6
A1154TFT-9.7	9,7	27	89	43	9,7
A1154TFT-9.8	9,8	27	89	43	9,8
A1154TFT-9.9	9,9	27	89	43	9,9
A1154TFT-10	10	27	89	43	10

刀具



Cylindrical shank

牌号	h8	Lc mm	l1 mm	l2 mm	f11
A1154TFT-10.2	10,2	27	89	43	10,2
A1154TFT-10.3	10,3	27	89	43	10,3
A1154TFT-10.5	10,5	27	89	43	10,5
A1154TFT-10.6	10,6	27	89	43	10,6
A1154TFT-10.7	10,7	29	95	47	10,7
A1154TFT-10.8	10,8	29	95	47	10,8
A1154TFT-10.9	10,9	29	95	47	10,9
A1154TFT-11	11	29	95	47	11
A1154TFT-11.1	11,1	29	95	47	11,1
A1154TFT-11.2	11,2	29	95	47	11,2
A1154TFT-11.3	11,3	29	95	47	11,3
A1154TFT-11.5	11,5	29	95	47	11,5
A1154TFT-11.6	11,6	29	95	47	11,6
A1154TFT-11.8	11,8	29	95	47	11,8
A1154TFT-11.9	11,9	37	102	51	11,9
A1154TFT-12	12	37	102	51	12
A1154TFT-12.1	12,1	37	102	51	12,1
A1154TFT-12.3	12,3	37	102	51	12,3
A1154TFT-12.5	12,5	37	102	51	12,5
A1154TFT-12.6	12,6	37	102	51	12,6
A1154TFT-12.7	12,7	37	102	51	12,7
A1154TFT-13	13	37	102	51	13
A1154TFT-13.1	13,1	37	102	51	13,1
A1154TFT-13.2	13,2	37	102	51	13,2
A1154TFT-13.3	13,3	40	107	54	13,3
A1154TFT-13.4	13,4	40	107	54	13,4
A1154TFT-13.5	13,5	40	107	54	13,5
A1154TFT-13.6	13,6	40	107	54	13,6
A1154TFT-14	14	40	107	54	14
A1154TFT-14.1	14,1	41	111	56	14,1
A1154TFT-14.2	14,2	41	111	56	14,2
A1154TFT-14.5	14,5	41	111	56	14,5
A1154TFT-14.8	14,8	41	111	56	14,8
A1154TFT-15	15	41	111	56	15
A1154TFT-15.1	15,1	42	115	58	15,1
A1154TFT-15.2	15,2	42	115	58	15,2
A1154TFT-15.3	15,3	42	115	58	15,3
A1154TFT-15.5	15,5	42	115	58	15,5
A1154TFT-15.8	15,8	42	115	58	15,8
A1154TFT-16	16	42	115	58	16

B1

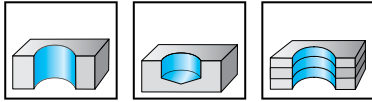
优质高速钢麻花钻，超短型

A1148

UFL®



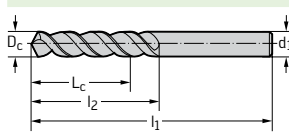
- 直径 1.9 mm 以内，无涂层



	P	M	K	N	S	H	O
uncoated	●●	●●	●●	●●	●●		●

B1

刀具



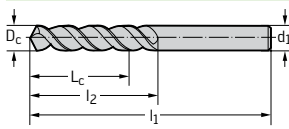
Cylindrical shank

牌号	h8	Dc Inch/Nr	Lc mm	l1 mm	l2 mm	f11
A1148-1	1		4	26	6	1
A1148-N060	1,016	No. 60	4	26	6	1,016
A1148-N059	1,041	No. 59	4	26	6	1,041
A1148-N058	1,067	No. 58	5	28	7	1,067
A1148-N057	1,092	No. 57	5	28	7	1,092
A1148-1.1	1,1		5	28	7	1,1
A1148-N056	1,181	No. 56	6	30	8	1,181
A1148-3/64IN	1,191	3/64"	6	30	8	1,191
A1148-1.2	1,2		6	30	8	1,2
A1148-1.3	1,3		6	30	8	1,3
A1148-N055	1,321	No. 55	6	32	9	1,321
A1148-N054	1,397	No. 54	6	32	9	1,397
A1148-1.4	1,4		6	32	9	1,4
A1148-1.5	1,5		6	32	9	1,5
A1148-N053	1,511	No. 53	7	34	10	1,511
A1148-1/16IN	1,588	1/16"	7	34	10	1,588
A1148-1.6	1,6		7	34	10	1,6
A1148-N052	1,613	No. 52	7	34	10	1,613
A1148-1.7	1,7		7	34	10	1,7
A1148-N051	1,702	No. 51	8	36	11	1,702
A1148-N050	1,778	No. 50	8	36	11	1,778
A1148-1.8	1,8		8	36	11	1,8
A1148-N049	1,854	No. 49	8	36	11	1,854
A1148-1.9	1,9		8	36	11	1,9
A1148-N048	1,93	No. 48	8	38	12	1,93
A1148-5/64IN	1,984	5/64"	8	38	12	1,984
A1148-N047	1,994	No. 47	8	38	12	1,994
A1148-2	2		8	38	12	2
A1148-N046	2,057	No. 46	8	38	12	2,057
A1148-N045	2,083	No. 45	8	38	12	2,083
A1148-2.1	2,1		8	38	12	2,1
A1148-N044	2,184	No. 44	9	40	13	2,184
A1148-2.2	2,2		9	40	13	2,2
A1148-N043	2,261	No. 43	9	40	13	2,261
A1148-2.3	2,3		9	40	13	2,3

WALTER
SELECT

●● 主要应用 ● 其他应用
最佳刀具，用于... → 良好的 = ☺ → 一般的 = ☹ → 不利的 = ☹ 加工条件

刀具

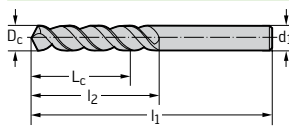


Cylindrical shank

牌号	h8	Dc Inch/Nr	Lc mm	l1 mm	l2 mm	f11
A1148-N042	2,375	No. 42	10	43	14	2,375
A1148-3/32IN	2,381	3/32"	10	43	14	2,381
A1148-2.4	2,4		10	43	14	2,4
A1148-N041	2,438	No. 41	10	43	14	2,438
A1148-N040	2,489	No. 40	10	43	14	2,489
A1148-2.5	2,5		10	43	14	2,5
A1148-N039	2,527	No. 39	10	43	14	2,527
A1148-N038	2,578	No. 38	10	43	14	2,578
A1148-2.6	2,6		10	43	14	2,6
A1148-N037	2,642	No. 37	10	43	14	2,642
A1148-2.7	2,7		11	46	16	2,7
A1148-N036	2,705	No. 36	11	46	16	2,705
A1148-7/64IN	2,778	7/64"	11	46	16	2,778
A1148-N035	2,794	No. 35	11	46	16	2,794
A1148-2.8	2,8		11	46	16	2,8
A1148-N034	2,819	No. 34	11	46	16	2,819
A1148-N033	2,87	No. 33	11	46	16	2,87
A1148-2.9	2,9		11	46	16	2,9
A1148-N032	2,946	No. 32	11	46	16	2,946
A1148-3	3		11	46	16	3
A1148-N031	3,048	No. 31	12	49	18	3,048
A1148-3.1	3,1		12	49	18	3,1
A1148-1/8IN	3,175	1/8"	12	49	18	3,175
A1148-3.2	3,2		12	49	18	3,2
A1148-N030	3,264	No. 30	12	49	18	3,264
A1148-3.3	3,3		12	49	18	3,3
A1148-3.4	3,4		14	52	20	3,4
A1148-N029	3,454	No. 29	14	52	20	3,454
A1148-3.5	3,5		14	52	20	3,5
A1148-N028	3,569	No. 28	14	52	20	3,569
A1148-9/64IN	3,572	9/64"	14	52	20	3,572
A1148-3.6	3,6		14	52	20	3,6
A1148-N027	3,658	No. 27	14	52	20	3,658
A1148-3.7	3,7		14	52	20	3,7
A1148-N026	3,734	No. 26	14	52	20	3,734
A1148-N025	3,797	No. 25	15	55	22	3,797
A1148-3.8	3,8		15	55	22	3,8
A1148-N024	3,861	No. 24	15	55	22	3,861
A1148-3.9	3,9		15	55	22	3,9
A1148-N023	3,912	No. 23	15	55	22	3,912
A1148-5/32IN	3,969	5/32"	15	55	22	3,969
A1148-N022	3,988	No. 22	15	55	22	3,988
A1148-4	4		15	55	22	4
A1148-N021	4,039	No. 21	15	55	22	4,039
A1148-N020	4,089	No. 20	15	55	22	4,089
A1148-4.1	4,1		15	55	22	4,1
A1148-4.2	4,2		15	55	22	4,2
A1148-N019	4,216	No. 19	15	55	22	4,216

B1

刀具

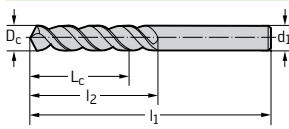


Cylindrical shank

牌号	h8	Dc Inch/Nr	Lc mm	l1 mm	l2 mm	f11
A1148-4.3	4,3		16	58	24	4,3
A1148-NO18	4,305	No. 18	16	58	24	4,305
A1148-11/64IN	4,366	11/64"	16	58	24	4,366
A1148-NO17	4,394	No. 17	16	58	24	4,394
A1148-4.4	4,4		16	58	24	4,4
A1148-NO16	4,496	No. 16	16	58	24	4,496
A1148-4.5	4,5		16	58	24	4,5
A1148-NO15	4,572	No. 15	16	58	24	4,572
A1148-4.6	4,6		16	58	24	4,6
A1148-NO14	4,623	No. 14	16	58	24	4,623
A1148-NO13	4,699	No. 13	16	58	24	4,699
A1148-4.7	4,7		16	58	24	4,7
A1148-3/16IN	4,763	3/16"	18	62	26	4,763
A1148-4.8	4,8		18	62	26	4,8
A1148-NO12	4,801	No. 12	18	62	26	4,801
A1148-NO11	4,851	No. 11	18	62	26	4,851
A1148-4.9	4,9		18	62	26	4,9
A1148-NO10	4,915	No. 10	18	62	26	4,915
A1148-NO9	4,978	No. 09	18	62	26	4,978
A1148-5	5		18	62	26	5
A1148-NO8	5,055	No. 08	18	62	26	5,055
A1148-5.1	5,1		18	62	26	5,1
A1148-NO7	5,105	No. 07	18	62	26	5,105
A1148-13/64IN	5,159	13/64"	18	62	26	5,159
A1148-NO6	5,182	No. 06	18	62	26	5,182
A1148-5.2	5,2		18	62	26	5,2
A1148-NO5	5,22	No. 05	18	62	26	5,22
A1148-5.3	5,3		18	62	26	5,3
A1148-NO4	5,309	No. 04	19	66	28	5,309
A1148-5.4	5,4		19	66	28	5,4
A1148-NO3	5,41	No. 03	19	66	28	5,41
A1148-5.5	5,5		19	66	28	5,5
A1148-7/32IN	5,556	7/32"	19	66	28	5,556
A1148-5.6	5,6		19	66	28	5,6
A1148-NO2	5,613	No. 02	19	66	28	5,613
A1148-5.7	5,7		19	66	28	5,7
A1148-NO1	5,791	No. 01	19	66	28	5,791
A1148-5.8	5,8		19	66	28	5,8
A1148-5.9	5,9		19	66	28	5,9
A1148-LET.A	5,944	Let. A	19	66	28	5,944
A1148-15/64IN	5,953	15/64"	19	66	28	5,953
A1148-6	6		19	66	28	6
A1148-LET.B	6,045	Let. B	20	70	31	6,045
A1148-6.1	6,1		20	70	31	6,1
A1148-LET.C	6,147	Let. C	20	70	31	6,147
A1148-6.2	6,2		20	70	31	6,2
A1148-LET.D	6,248	Let. D	20	70	31	6,248
A1148-6.3	6,3		20	70	31	6,3

B1

刀具

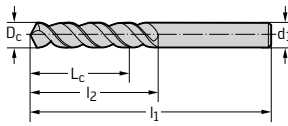


Cylindrical shank

牌号	h8	Dc Inch/Nr	Lc mm	l1 mm	l2 mm	f11
A1148-1/4IN	6,35	1/4"	20	70	31	6,35
A1148-6.4	6,4		20	70	31	6,4
A1148-6.5	6,5		20	70	31	6,5
A1148-LET.F	6,528	Let. F	20	70	31	6,528
A1148-6.6	6,6		20	70	31	6,6
A1148-LET.G	6,629	Let. G	20	70	31	6,629
A1148-6.7	6,7		20	70	31	6,7
A1148-17/64IN	6,747	17/64"	22	74	34	6,747
A1148-LET.H	6,756	Let. H	22	74	34	6,756
A1148-6.8	6,8		22	74	34	6,8
A1148-6.9	6,9		22	74	34	6,9
A1148-LET.I	6,909	Let. I	22	74	34	6,909
A1148-7	7		22	74	34	7
A1148-LET.J	7,036	Let. J	22	74	34	7,036
A1148-7.1	7,1		22	74	34	7,1
A1148-LET.K	7,137	Let. K	22	74	34	7,137
A1148-9/32IN	7,144	9/32"	22	74	34	7,144
A1148-7.2	7,2		22	74	34	7,2
A1148-7.3	7,3		22	74	34	7,3
A1148-LET.L	7,366	Let. L	22	74	34	7,366
A1148-7.4	7,4		22	74	34	7,4
A1148-LET.M	7,493	Let. M	22	74	34	7,493
A1148-7.5	7,5		22	74	34	7,5
A1148-19/64IN	7,541	19/64"	24	79	37	7,541
A1148-7.6	7,6		24	79	37	7,6
A1148-LET.N	7,671	Let. N	24	79	37	7,671
A1148-7.7	7,7		24	79	37	7,7
A1148-7.8	7,8		24	79	37	7,8
A1148-7.9	7,9		24	79	37	7,9
A1148-5/16IN	7,938	5/16"	24	79	37	7,938
A1148-8	8		24	79	37	8
A1148-LET.O	8,026	Let. O	24	79	37	8,026
A1148-8.1	8,1		24	79	37	8,1
A1148-8.2	8,2		24	79	37	8,2
A1148-LET.P	8,204	Let. P	24	79	37	8,204
A1148-8.3	8,3		24	79	37	8,3
A1148-21/64IN	8,334	21/64"	24	79	37	8,334
A1148-8.4	8,4		24	79	37	8,4
A1148-LET.Q	8,433	Let. Q	24	79	37	8,433
A1148-8.5	8,5		24	79	37	8,5
A1148-8.6	8,6		25	84	40	8,6
A1148-LET.R	8,611	Let. R	25	84	40	8,611
A1148-8.7	8,7		25	84	40	8,7
A1148-11/32IN	8,731	11/32"	25	84	40	8,731
A1148-8.8	8,8		25	84	40	8,8
A1148-LET.S	8,839	Let. S	25	84	40	8,839
A1148-8.9	8,9		25	84	40	8,9
A1148-9	9		25	84	40	9

B1

刀具

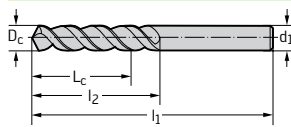


Cylindrical shank

牌号	h8	Dc Inch/Nr	Lc mm	l1 mm	l2 mm	f11
A1148-LET.T	9,093	Let. T	25	84	40	9,093
A1148-9.1	9,1		25	84	40	9,1
A1148-23/64IN	9,128	23/64"	25	84	40	9,128
A1148-9.2	9,2		25	84	40	9,2
A1148-9.3	9,3		25	84	40	9,3
A1148-LET.U	9,347	Let. U	25	84	40	9,347
A1148-9.4	9,4		25	84	40	9,4
A1148-9.5	9,5		25	84	40	9,5
A1148-3/8IN	9,525	3/8"	27	89	43	9,525
A1148-LET.V	9,576	Let. V	27	89	43	9,576
A1148-9.6	9,6		27	89	43	9,6
A1148-9.7	9,7		27	89	43	9,7
A1148-9.8	9,8		27	89	43	9,8
A1148-LET.W	9,804	Let. W	27	89	43	9,804
A1148-9.9	9,9		27	89	43	9,9
A1148-25/64IN	9,922	25/64"	27	89	43	9,922
A1148-10	10		27	89	43	10
A1148-LET.X	10,084	Let. X	27	89	43	10,084
A1148-10.2	10,2		27	89	43	10,2
A1148-LET.Y	10,262	Let. Y	27	89	43	10,262
A1148-13/32IN	10,319	13/32"	27	89	43	10,319
A1148-LET.Z	10,49	Let. Z	27	89	43	10,49
A1148-10.5	10,5		27	89	43	10,5
A1148-27/64IN	10,716	27/64"	29	95	47	10,716
A1148-10.8	10,8		29	95	47	10,8
A1148-11	11		29	95	47	11
A1148-7/16IN	11,113	7/16"	29	95	47	11,113
A1148-11.2	11,2		29	95	47	11,2
A1148-11.5	11,5		29	95	47	11,5
A1148-29/64IN	11,509	29/64"	29	95	47	11,509
A1148-11.8	11,8		29	95	47	11,8
A1148-15/32IN	11,906	15/32"	37	102	51	11,906
A1148-12	12		37	102	51	12
A1148-31/64IN	12,303	31/64"	37	102	51	12,303
A1148-12.5	12,5		37	102	51	12,5
A1148-1/2IN	12,7	1/2"	37	102	51	12,7
A1148-12.8	12,8		37	102	51	12,8
A1148-13	13		37	102	51	13
A1148-33/64IN	13,097		37	102	51	13,097
A1148-13.3	13,3		40	107	54	13,3
A1148-17/32IN	13,494	17/32"	40	107	54	13,494
A1148-13.5	13,5		40	107	54	13,5
A1148-35/64IN	13,891		40	107	54	13,891
A1148-14	14		40	107	54	14
A1148-9/16IN	14,288	9/16"	41	111	56	14,288
A1148-14.5	14,5		41	111	56	14,5
A1148-37/64IN	14,684	37/64"	41	111	56	14,684
A1148-15	15		41	111	56	15

B1

刀具



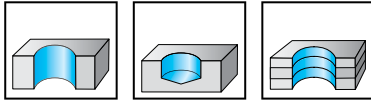
Cylindrical shank

牌号	h8	Dc inch/Nr	Lc mm	l1 mm	l2 mm	f11
A1148-19/32IN	15,081	19/32"	42	115	58	15,081
A1148-15.3	15,3		42	115	58	15,3
A1148-39/64IN	15,478	39/64"	42	115	58	15,478
A1148-15.5	15,5		42	115	58	15,5
A1148-5/8IN	15,875	5/8"	42	115	58	15,875
A1148-16	16		42	115	58	16
A1148-41/64IN	16,272		43	119	60	16,272
A1148-16.5	16,5		43	119	60	16,5
A1148-21/32IN	16,669		43	119	60	16,669
A1148-17	17		43	119	60	17
A1148-43/64IN	17,066		44	123	62	17,066
A1148-11/16IN	17,463		44	123	62	17,463
A1148-17.5	17,5		44	123	62	17,5
A1148-45/64IN	17,859	45/64"	44	123	62	17,859
A1148-18	18		44	123	62	18
A1148-23/32IN	18,256	23/32"	45	127	64	18,256
A1148-18.5	18,5		45	127	64	18,5
A1148-47/64IN	18,653	47/64"	45	127	64	18,653
A1148-19	19		45	127	64	19
A1148-3/4IN	19,05	3/4"	46	131	66	19,05
A1148-19.5	19,5		46	131	66	19,5
A1148-20	20		46	131	66	20

优质高速钢极小钻头 A3143

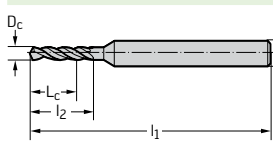


- 型号 ESU



	P	M	K	N	S	H	O
uncoated	●●	●	●●	●●	●●		●

刀具



Cylindrical shank

牌号	0-0,004	L _c mm	l ₁ mm	l ₂ mm	h8
A3143-005	0,05	0,2	25	0,3	1
A3143-006	0,06	0,2	25	0,3	1
A3143-007	0,07	0,2	25	0,4	1
A3143-008	0,08	0,2	25	0,4	1
A3143-009	0,09	0,2	25	0,4	1
A3143-01	0,1	0,3	25	0,5	1
A3143-011	0,11	0,3	25	0,5	1
A3143-012	0,12	0,3	25	0,5	1
A3143-013	0,13	0,5	25	0,8	1
A3143-014	0,14	0,5	25	0,8	1
A3143-015	0,15	0,5	25	0,8	1
A3143-016	0,16	0,8	25	1,1	1
A3143-017	0,17	0,8	25	1,1	1
A3143-018	0,18	0,8	25	1,1	1
A3143-019	0,19	0,8	25	1,1	1
A3143-02	0,2	1,1	25	1,5	1
A3143-021	0,21	1,1	25	1,5	1
A3143-022	0,22	1,1	25	1,5	1
A3143-023	0,23	1,1	25	1,5	1
A3143-024	0,24	1,1	25	1,5	1
A3143-025	0,25	1,4	25	1,9	1
A3143-026	0,26	1,4	25	1,9	1
A3143-027	0,27	1,4	25	1,9	1
A3143-028	0,28	1,4	25	1,9	1
A3143-029	0,29	1,4	25	1,9	1
A3143-03	0,3	1,4	25	1,9	1
A3143-031	0,31	1,8	25	2,4	1
A3143-032	0,32	1,8	25	2,4	1
A3143-033	0,33	1,8	25	2,4	1
A3143-034	0,34	1,8	25	2,4	1
A3143-035	0,35	1,8	25	2,4	1
A3143-036	0,36	1,8	25	2,4	1
A3143-037	0,37	1,8	25	2,4	1
A3143-038	0,38	1,8	25	2,4	1
A3143-039	0,39	2,2	25	3	1

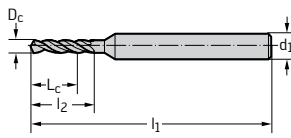
WALTER
SELECT

最佳刀具, 用于... → 良好的 = ☺ → 一般的 = ☹ → 不利的 = ☹ 加工条件

●● 主要应用 ● 其他应用

B1

刀具

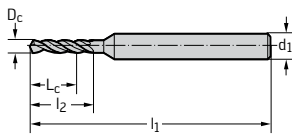


Cylindrical shank

牌号	0-0,004	L _c mm	l ₁ mm	l ₂ mm	h8
A3143-0.4	0,4	2,2	25	3	1
A3143-0.41	0,41	2,2	25	3	1
A3143-0.42	0,42	2,2	25	3	1
A3143-0.43	0,43	2,2	25	3	1
A3143-0.44	0,44	2,2	25	3	1
A3143-0.45	0,45	2,2	25	3	1
A3143-0.46	0,46	2,2	25	3	1
A3143-0.47	0,47	2,2	25	3	1
A3143-0.48	0,48	2,2	25	3	1
A3143-0.49	0,49	2,6	25	3,4	1
A3143-0.5	0,5	2,6	25	3,4	1
A3143-0.51	0,51	2,6	25	3,4	1
A3143-0.52	0,52	2,6	25	3,4	1
A3143-0.53	0,53	2,6	25	3,4	1
A3143-0.54	0,54	3	25	3,9	1
A3143-0.55	0,55	3	25	3,9	1
A3143-0.56	0,56	3	25	3,9	1
A3143-0.57	0,57	3	25	3,9	1
A3143-0.58	0,58	3	25	3,9	1
A3143-0.59	0,59	3	25	3,9	1
A3143-0.6	0,6	3	25	3,9	1
A3143-0.61	0,61	3,1	25	4,2	1
A3143-0.62	0,62	3,1	25	4,2	1
A3143-0.63	0,63	3,1	25	4,2	1
A3143-0.64	0,64	3,1	25	4,2	1
A3143-0.65	0,65	3,1	25	4,2	1
A3143-0.66	0,66	3,1	25	4,2	1
A3143-0.67	0,67	3,1	25	4,2	1
A3143-0.68	0,68	3,6	25	4,8	1
A3143-0.69	0,69	3,6	25	4,8	1
A3143-0.7	0,7	3,6	25	4,8	1
A3143-0.71	0,71	3,6	25	4,8	1
A3143-0.72	0,72	3,6	25	4,8	1
A3143-0.73	0,73	3,6	25	4,8	1
A3143-0.74	0,74	3,6	25	4,8	1
A3143-0.75	0,75	3,6	25	4,8	1
A3143-0.76	0,76	4,1	25	5,3	1
A3143-0.77	0,77	4,1	25	5,3	1
A3143-0.78	0,78	4,1	25	5,3	1
A3143-0.79	0,79	4,1	25	5,3	1
A3143-0.8	0,8	4	25	5,3	1,5
A3143-0.81	0,81	4	25	5,3	1,5
A3143-0.82	0,82	4	25	5,3	1,5
A3143-0.83	0,83	4	25	5,3	1,5
A3143-0.84	0,84	4	25	5,3	1,5
A3143-0.85	0,85	4	25	5,3	1,5
A3143-0.86	0,86	4,5	25	6	1,5
A3143-0.87	0,87	4,5	25	6	1,5

B1

刀具



Cylindrical shank

牌号	0-0,004	L _c mm	l ₁ mm	l ₂ mm	h8
A3143-0.88	0,88	4,5	25	6	1,5
A3143-0.89	0,89	4,5	25	6	1,5
A3143-0.9	0,9	4,5	25	6	1,5
A3143-0.91	0,91	4,5	25	6	1,5
A3143-0.92	0,92	4,5	25	6	1,5
A3143-0.93	0,93	4,5	25	6	1,5
A3143-0.94	0,94	4,5	25	6	1,5
A3143-0.95	0,95	4,5	25	6	1,5
A3143-0.96	0,96	5	25	6,8	1,5
A3143-0.97	0,97	5	25	6,8	1,5
A3143-0.98	0,98	5	25	6,8	1,5
A3143-0.99	0,99	5	25	6,8	1,5
A3143-1	1	5	25	6,8	1,5
A3143-1.05	1,05	5	25	6,8	1,5
A3143-1.1	1,1	5	25	7,6	1,5
A3143-1.15	1,15	5	25	7,6	1,5
A3143-1.2	1,2	6	25	8,5	1,5
A3143-1.25	1,25	6	25	8,5	1,5
A3143-1.3	1,3	6	25	8,5	1,5
A3143-1.35	1,35	7	25	9,5	1,5
A3143-1.4	1,4	7	25	9,5	1,5
A3143-1.45	1,45	7	25	9,5	1,5

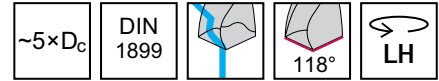
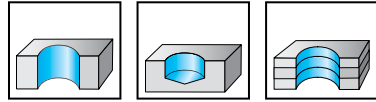
B1

优质高速钢极小钻头

A3153



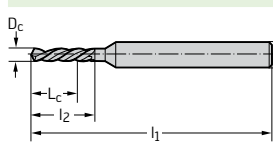
- 型号 ESU



	P	M	K	N	S	H	O
uncoated	●●	●	●●	●●	●●		●

B1

刀具



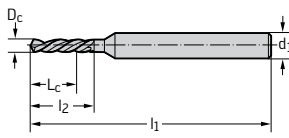
Cylindrical shank

牌号	0-0.004	L _c mm	l ₁ mm	l ₂ mm	h8
A3153-0.15	0,15	0,5	25	0,8	1
A3153-0.17	0,17	0,8	25	1,1	1
A3153-0.18	0,18	0,8	25	1,1	1
A3153-0.19	0,19	0,8	25	1,1	1
A3153-0.2	0,2	1,1	25	1,5	1
A3153-0.21	0,21	1,1	25	1,5	1
A3153-0.23	0,23	1,1	25	1,5	1
A3153-0.24	0,24	1,1	25	1,5	1
A3153-0.25	0,25	1,4	25	1,9	1
A3153-0.26	0,26	1,4	25	1,9	1
A3153-0.27	0,27	1,4	25	1,9	1
A3153-0.28	0,28	1,4	25	1,9	1
A3153-0.3	0,3	1,4	25	1,9	1
A3153-0.31	0,31	1,8	25	2,4	1
A3153-0.32	0,32	1,8	25	2,4	1
A3153-0.33	0,33	1,8	25	2,4	1
A3153-0.34	0,34	1,8	25	2,4	1
A3153-0.35	0,35	1,8	25	2,4	1
A3153-0.37	0,37	1,8	25	2,4	1
A3153-0.38	0,38	1,8	25	2,4	1
A3153-0.4	0,4	2,2	25	3	1
A3153-0.41	0,41	2,2	25	3	1
A3153-0.43	0,43	2,2	25	3	1
A3153-0.45	0,45	2,2	25	3	1
A3153-0.47	0,47	2,2	25	3	1
A3153-0.48	0,48	2,2	25	3	1
A3153-0.49	0,49	2,6	25	3,4	1
A3153-0.5	0,5	2,6	25	3,4	1
A3153-0.52	0,52	2,6	25	3,4	1
A3153-0.53	0,53	2,6	25	3,4	1
A3153-0.54	0,54	3	25	3,9	1
A3153-0.55	0,55	3	25	3,9	1
A3153-0.56	0,56	3	25	3,9	1
A3153-0.57	0,57	3	25	3,9	1
A3153-0.58	0,58	3	25	3,9	1

**WALTER
SELECT**

●● 主要应用 ● 其他应用
 最佳刀具, 用于... → 良好的 = 😊 → 一般的 = 😐 → 不利的 = ☹️ 加工条件

刀具



Cylindrical shank

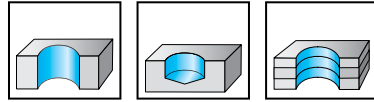
牌号	0-0,004	L _c mm	l ₁ mm	l ₂ mm	h8
A3153-0.59	0,59	3	25	3,9	1
A3153-0.6	0,6	3	25	3,9	1
A3153-0.61	0,61	3,1	25	4,2	1
A3153-0.62	0,62	3,1	25	4,2	1
A3153-0.63	0,63	3,1	25	4,2	1
A3153-0.65	0,65	3,1	25	4,2	1
A3153-0.67	0,67	3,1	25	4,2	1
A3153-0.68	0,68	3,6	25	4,8	1
A3153-0.7	0,7	3,6	25	4,8	1
A3153-0.72	0,72	3,6	25	4,8	1
A3153-0.73	0,73	3,6	25	4,8	1
A3153-0.74	0,74	3,6	25	4,8	1
A3153-0.75	0,75	3,6	25	4,8	1
A3153-0.76	0,76	4,1	25	5,3	1
A3153-0.77	0,77	4,1	25	5,3	1
A3153-0.78	0,78	4,1	25	5,3	1
A3153-0.8	0,8	4	25	5,3	1,5
A3153-0.82	0,82	4	25	5,3	1,5
A3153-0.83	0,83	4	25	5,3	1,5
A3153-0.84	0,84	4	25	5,3	1,5
A3153-0.85	0,85	4	25	5,3	1,5
A3153-0.87	0,87	4,5	25	6	1,5
A3153-0.89	0,89	4,5	25	6	1,5
A3153-0.9	0,9	4,5	25	6	1,5
A3153-0.91	0,91	4,5	25	6	1,5
A3153-0.92	0,92	4,5	25	6	1,5
A3153-0.93	0,93	4,5	25	6	1,5
A3153-0.94	0,94	4,5	25	6	1,5
A3153-0.95	0,95	4,5	25	6	1,5
A3153-0.96	0,96	5	25	6,8	1,5
A3153-0.97	0,97	5	25	6,8	1,5
A3153-0.98	0,98	5	25	6,8	1,5
A3153-1	1	5	25	6,8	1,5
A3153-1.05	1,05	5	25	6,8	1,5
A3153-1.1	1,1	5	25	7,6	1,5
A3153-1.15	1,15	5	25	7,6	1,5
A3153-1.2	1,2	6	25	8,5	1,5
A3153-1.3	1,3	6	25	8,5	1,5
A3153-1.4	1,4	7	25	9,5	1,5

B1

优质高速钢深孔钻

A1249XPL

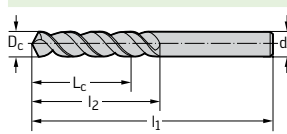
UFL®



	P	M	K	N	S	H	O
XPL	●●	●●	●●	●●	●		●

B1

刀具



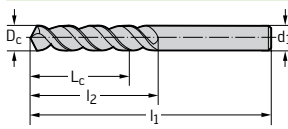
Cylindrical shank

牌号	h8	Dc Inch/Nr	Lc mm	l1 mm	l2 mm	f11
A1249XPL-1	1		10	34	12	1
A1249XPL-N060	1,016	No. 60	10	34	12	1,016
A1249XPL-N059	1,041	No. 59	10	34	12	1,041
A1249XPL-N058	1,067	No. 58	12	36	14	1,067
A1249XPL-N057	1,092	No. 57	12	36	14	1,092
A1249XPL-1.1	1,1		12	36	14	1,1
A1249XPL-N056	1,181	No. 56	14	38	16	1,181
A1249XPL-3/64IN	1,191	3/64"	14	38	16	1,191
A1249XPL-1.2	1,2		14	38	16	1,2
A1249XPL-1.3	1,3		14	38	16	1,3
A1249XPL-N055	1,321	No. 55	15	40	18	1,321
A1249XPL-N054	1,397	No. 54	15	40	18	1,397
A1249XPL-1.4	1,4		15	40	18	1,4
A1249XPL-1.5	1,5		15	40	18	1,5
A1249XPL-N053	1,511	No. 53	17	43	20	1,511
A1249XPL-1/16IN	1,588	1/16"	17	43	20	1,588
A1249XPL-1.6	1,6		17	43	20	1,6
A1249XPL-N052	1,613	No. 52	17	43	20	1,613
A1249XPL-1.7	1,7		17	43	20	1,7
A1249XPL-N051	1,702	No. 51	19	46	22	1,702
A1249XPL-N050	1,778	No. 50	19	46	22	1,778
A1249XPL-1.8	1,8		19	46	22	1,8
A1249XPL-N049	1,854	No. 49	19	46	22	1,854
A1249XPL-1.9	1,9		19	46	22	1,9
A1249XPL-N048	1,93	No. 48	20	49	24	1,93
A1249XPL-5/64IN	1,984	5/64"	20	49	24	1,984
A1249XPL-N047	1,994	No. 47	20	49	24	1,994
A1249XPL-2	2		20	49	24	2
A1249XPL-N046	2,057	No. 46	20	49	24	2,057
A1249XPL-N045	2,083	No. 45	20	49	24	2,083
A1249XPL-2.1	2,1		20	49	24	2,1
A1249XPL-N044	2,184	No. 44	23	53	27	2,184
A1249XPL-2.2	2,2		23	53	27	2,2
A1249XPL-N043	2,261	No. 43	23	53	27	2,261
A1249XPL-2.3	2,3		23	53	27	2,3

 WALTER
SELECT

●● 主要应用 ● 其他应用
 最佳刀具, 用于... → 良好的 = ☺ → 一般的 = ☹ → 不利的 = ☹ 加工条件

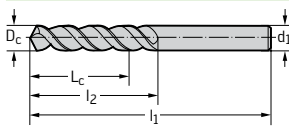
刀具



Cylindrical shank

牌号	h8	Dc Inch/Nr	Lc mm	l1 mm	l2 mm	f11
A1249XPL-NO42	2,375	No. 42	26	57	30	2,375
A1249XPL-3/32IN	2,381	3/32"	26	57	30	2,381
A1249XPL-2.4	2,4		26	57	30	2,4
A1249XPL-NO41	2,438	No. 41	26	57	30	2,438
A1249XPL-NO40	2,489	No. 40	26	57	30	2,489
A1249XPL-2.5	2,5		26	57	30	2,5
A1249XPL-NO39	2,527	No. 39	26	57	30	2,527
A1249XPL-NO38	2,578	No. 38	26	57	30	2,578
A1249XPL-2.6	2,6		26	57	30	2,6
A1249XPL-NO37	2,642	No. 37	26	57	30	2,642
A1249XPL-2.7	2,7		28	61	33	2,7
A1249XPL-NO36	2,705	No. 36	28	61	33	2,705
A1249XPL-7/64IN	2,778	7/64"	28	61	33	2,778
A1249XPL-NO35	2,794	No. 35	28	61	33	2,794
A1249XPL-2.8	2,8		28	61	33	2,8
A1249XPL-NO34	2,819	No. 34	28	61	33	2,819
A1249XPL-NO33	2,87	No. 33	28	61	33	2,87
A1249XPL-2.9	2,9		28	61	33	2,9
A1249XPL-NO32	2,946	No. 32	28	61	33	2,946
A1249XPL-3	3		28	61	33	3
A1249XPL-NO31	3,048	No. 31	30	65	36	3,048
A1249XPL-3.1	3,1		30	65	36	3,1
A1249XPL-1/8IN	3,175	1/8"	30	65	36	3,175
A1249XPL-3.2	3,2		30	65	36	3,2
A1249XPL-NO30	3,264	No. 30	30	65	36	3,264
A1249XPL-3.3	3,3		30	65	36	3,3
A1249XPL-3.4	3,4		33	70	39	3,4
A1249XPL-NO29	3,454	No. 29	33	70	39	3,454
A1249XPL-3.5	3,5		33	70	39	3,5
A1249XPL-NO28	3,569	No. 28	33	70	39	3,569
A1249XPL-9/64IN	3,572	9/64"	33	70	39	3,572
A1249XPL-3.6	3,6		33	70	39	3,6
A1249XPL-NO27	3,658	No. 27	33	70	39	3,658
A1249XPL-3.7	3,7		33	70	39	3,7
A1249XPL-NO26	3,734	No. 26	33	70	39	3,734
A1249XPL-NO25	3,797	No. 25	36	75	43	3,797
A1249XPL-3.8	3,8		36	75	43	3,8
A1249XPL-NO24	3,861	No. 24	36	75	43	3,861
A1249XPL-3.9	3,9		36	75	43	3,9
A1249XPL-NO23	3,912	No. 23	36	75	43	3,912
A1249XPL-5/32IN	3,969	5/32"	36	75	43	3,969
A1249XPL-NO22	3,988	No. 22	36	75	43	3,988
A1249XPL-4	4		36	75	43	4
A1249XPL-NO21	4,039	No. 21	36	75	43	4,039
A1249XPL-NO20	4,089	No. 20	36	75	43	4,089
A1249XPL-4.1	4,1		36	75	43	4,1
A1249XPL-4.2	4,2		36	75	43	4,2
A1249XPL-NO19	4,216	No. 19	36	75	43	4,216

刀具

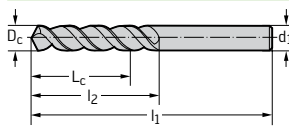


Cylindrical shank

牌号	h8	Dc inch/Nr	Lc mm	l1 mm	l2 mm	f11
A1249XPL-4.3	4,3		39	80	47	4,3
A1249XPL-N018	4,305	No. 18	39	80	47	4,305
A1249XPL-11/64IN	4,366	11/64"	39	80	47	4,366
A1249XPL-N017	4,394	No. 17	39	80	47	4,394
A1249XPL-4.4	4,4		39	80	47	4,4
A1249XPL-N016	4,496	No. 16	39	80	47	4,496
A1249XPL-4.5	4,5		39	80	47	4,5
A1249XPL-N015	4,572	No. 15	39	80	47	4,572
A1249XPL-4.6	4,6		39	80	47	4,6
A1249XPL-N014	4,623	No. 14	39	80	47	4,623
A1249XPL-4.65	4,65		39	80	47	4,65
A1249XPL-N013	4,699	No. 13	39	80	47	4,699
A1249XPL-4.7	4,7		39	80	47	4,7
A1249XPL-3/16IN	4,763	3/16"	44	86	52	4,763
A1249XPL-4.8	4,8		44	86	52	4,8
A1249XPL-N012	4,801	No. 12	44	86	52	4,801
A1249XPL-N011	4,851	No. 11	44	86	52	4,851
A1249XPL-4.9	4,9		44	86	52	4,9
A1249XPL-N010	4,915	No. 10	44	86	52	4,915
A1249XPL-N09	4,978	No. 09	44	86	52	4,978
A1249XPL-5	5		44	86	52	5
A1249XPL-N08	5,055	No. 08	44	86	52	5,055
A1249XPL-5.1	5,1		44	86	52	5,1
A1249XPL-N07	5,105	No. 07	44	86	52	5,105
A1249XPL-13/64IN	5,159	13/64"	44	86	52	5,159
A1249XPL-N06	5,182	No. 06	44	86	52	5,182
A1249XPL-5.2	5,2		44	86	52	5,2
A1249XPL-N05	5,22	No. 05	44	86	52	5,22
A1249XPL-5.3	5,3		44	86	52	5,3
A1249XPL-N04	5,309	No. 04	48	93	57	5,309
A1249XPL-5.4	5,4		48	93	57	5,4
A1249XPL-N03	5,41	No. 03	48	93	57	5,41
A1249XPL-5.5	5,5		48	93	57	5,5
A1249XPL-5.55	5,55		48	93	57	5,55
A1249XPL-7/32IN	5,556	7/32"	48	93	57	5,556
A1249XPL-5.6	5,6		48	93	57	5,6
A1249XPL-N02	5,613	No. 02	48	93	57	5,613
A1249XPL-5.7	5,7		48	93	57	5,7
A1249XPL-N01	5,791	No. 01	48	93	57	5,791
A1249XPL-5.8	5,8		48	93	57	5,8
A1249XPL-5.9	5,9		48	93	57	5,9
A1249XPL-15/64IN	5,953	15/64"	48	93	57	5,953
A1249XPL-6	6		48	93	57	6
A1249XPL-6.1	6,1		52	101	63	6,1
A1249XPL-6.2	6,2		52	101	63	6,2
A1249XPL-6.3	6,3		52	101	63	6,3
A1249XPL-1/4IN	6,35	1/4"	52	101	63	6,35
A1249XPL-6.4	6,4		52	101	63	6,4

B1

刀具

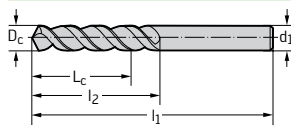


Cylindrical shank

牌号	h8	Dc Inch/Nr	Lc mm	l1 mm	l2 mm	f11
A1249XPL-6.5	6,5		52	101	63	6,5
A1249XPL-6.6	6,6		52	101	63	6,6
A1249XPL-6.7	6,7		52	101	63	6,7
A1249XPL-17/64IN	6,747	17/64"	57	109	69	6,747
A1249XPL-6.8	6,8		57	109	69	6,8
A1249XPL-6.9	6,9		57	109	69	6,9
A1249XPL-7	7		57	109	69	7
A1249XPL-7.1	7,1		57	109	69	7,1
A1249XPL-9/32IN	7,144	9/32"	57	109	69	7,144
A1249XPL-7.2	7,2		57	109	69	7,2
A1249XPL-7.3	7,3		57	109	69	7,3
A1249XPL-7.4	7,4		57	109	69	7,4
A1249XPL-7.5	7,5		57	109	69	7,5
A1249XPL-19/64IN	7,541	19/64"	62	117	75	7,541
A1249XPL-7.6	7,6		62	117	75	7,6
A1249XPL-7.7	7,7		62	117	75	7,7
A1249XPL-7.8	7,8		62	117	75	7,8
A1249XPL-7.9	7,9		62	117	75	7,9
A1249XPL-5/16IN	7,938	5/16"	62	117	75	7,938
A1249XPL-8	8		62	117	75	8
A1249XPL-8.1	8,1		62	117	75	8,1
A1249XPL-8.2	8,2		62	117	75	8,2
A1249XPL-8.3	8,3		62	117	75	8,3
A1249XPL-21/64IN	8,334	21/64"	62	117	75	8,334
A1249XPL-8.4	8,4		62	117	75	8,4
A1249XPL-8.5	8,5		62	117	75	8,5
A1249XPL-8.6	8,6		66	125	81	8,6
A1249XPL-8.7	8,7		66	125	81	8,7
A1249XPL-11/32IN	8,731	11/32"	66	125	81	8,731
A1249XPL-8.8	8,8		66	125	81	8,8
A1249XPL-8.9	8,9		66	125	81	8,9
A1249XPL-9	9		66	125	81	9
A1249XPL-9.1	9,1		66	125	81	9,1
A1249XPL-23/64IN	9,128	23/64"	66	125	81	9,128
A1249XPL-9.2	9,2		66	125	81	9,2
A1249XPL-9.3	9,3		66	125	81	9,3
A1249XPL-9.4	9,4		66	125	81	9,4
A1249XPL-9.5	9,5		66	125	81	9,5
A1249XPL-3/8IN	9,525	3/8"	71	133	87	9,525
A1249XPL-9.6	9,6		71	133	87	9,6
A1249XPL-9.7	9,7		71	133	87	9,7
A1249XPL-9.8	9,8		71	133	87	9,8
A1249XPL-9.9	9,9		71	133	87	9,9
A1249XPL-25/64IN	9,922	25/64"	71	133	87	9,922
A1249XPL-10	10		71	133	87	10
A1249XPL-10.2	10,2		71	133	87	10,2
A1249XPL-13/32IN	10,319	13/32"	71	133	87	10,319
A1249XPL-10.5	10,5		71	133	87	10,5

B1

刀具



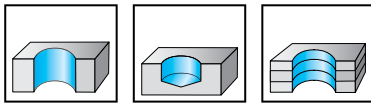
Cylindrical shank

牌号	h8	Dc inch/Nr	Lc mm	l1 mm	l2 mm	f11
A1249XPL-27/64IN	10,716	27/64"	76	142	94	10,716
A1249XPL-11	11		76	142	94	11
A1249XPL-7/16IN	11,113	7/16"	76	142	94	11,113
A1249XPL-11.2	11,2		76	142	94	11,2
A1249XPL-11.3	11,3		76	142	94	11,3
A1249XPL-11.5	11,5		76	142	94	11,5
A1249XPL-29/64IN	11,509	29/64"	76	142	94	11,509
A1249XPL-15/32IN	11,906	15/32"	87	151	101	11,906
A1249XPL-12	12		87	151	101	12
A1249XPL-31/64IN	12,303	31/64"	87	151	101	12,303
A1249XPL-12.5	12,5		87	151	101	12,5
A1249XPL-1/2IN	12,7	1/2"	87	151	101	12,7
A1249XPL-13	13		87	151	101	13
A1249XPL-13.1	13,1		87	151	101	13,1
A1249XPL-13.3	13,3		94	160	108	13,3
A1249XPL-13.5	13,5		94	160	108	13,5
A1249XPL-14	14		94	160	108	14
A1249XPL-14.5	14,5		99	169	114	14,5
A1249XPL-15	15		99	169	114	15
A1249XPL-15.1	15,1		104	178	120	15,1
A1249XPL-15.3	15,3		104	178	120	15,3
A1249XPL-15.5	15,5		104	178	120	15,5
A1249XPL-16	16		104	178	120	16
A1249XPL-16.5	16,5		108	184	125	16,5
A1249XPL-17	17		108	184	125	17
A1249XPL-17.5	17,5		112	191	130	17,5
A1249XPL-18	18		112	191	130	18
A1249XPL-18.5	18,5		116	198	135	18,5
A1249XPL-19	19		116	198	135	19
A1249XPL-19.5	19,5		120	205	140	19,5
A1249XPL-20	20		120	205	140	20

优质高速钢深孔钻

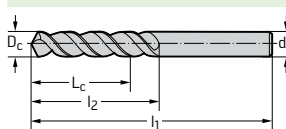
A1254TFT

VA Inox



	P	M	K	N	S	H	O
TFT	●	●●	●●●	●●	●	●	●

刀具



Cylindrical shank

牌号	h8	Lc mm	l ₁ mm	l ₂ mm	f11
A1254TFT-3	3	28	61	33	3
A1254TFT-3.2	3,2	30	65	36	3,2
A1254TFT-3.3	3,3	30	65	36	3,3
A1254TFT-3.4	3,4	33	70	39	3,4
A1254TFT-3.5	3,5	33	70	39	3,5
A1254TFT-3.7	3,7	33	70	39	3,7
A1254TFT-3.8	3,8	36	75	43	3,8
A1254TFT-4	4	36	75	43	4
A1254TFT-4.2	4,2	36	75	43	4,2
A1254TFT-4.3	4,3	39	80	47	4,3
A1254TFT-4.5	4,5	39	80	47	4,5
A1254TFT-4.65	4,65	39	80	47	4,65
A1254TFT-4.7	4,7	39	80	47	4,7
A1254TFT-4.8	4,8	44	86	52	4,8
A1254TFT-5	5	44	86	52	5
A1254TFT-5.1	5,1	44	86	52	5,1
A1254TFT-5.3	5,3	44	86	52	5,3
A1254TFT-5.5	5,5	48	93	57	5,5
A1254TFT-5.55	5,55	48	93	57	5,55
A1254TFT-5.6	5,6	48	93	57	5,6
A1254TFT-5.8	5,8	48	93	57	5,8
A1254TFT-6	6	48	93	57	6
A1254TFT-6.5	6,5	52	101	63	6,5
A1254TFT-6.6	6,6	52	101	63	6,6
A1254TFT-6.8	6,8	57	109	69	6,8
A1254TFT-6.9	6,9	57	109	69	6,9
A1254TFT-7	7	57	109	69	7
A1254TFT-7.4	7,4	57	109	69	7,4
A1254TFT-7.5	7,5	57	109	69	7,5
A1254TFT-7.8	7,8	62	117	75	7,8
A1254TFT-8	8	62	117	75	8
A1254TFT-8.5	8,5	62	117	75	8,5
A1254TFT-8.6	8,6	66	125	81	8,6
A1254TFT-8.8	8,8	66	125	81	8,8
A1254TFT-9	9	66	125	81	9

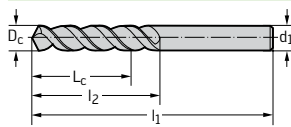
**WALTER
SELECT**

最佳刀具, 用于... → 良好的 = ☺ → 一般的 = ☹ → 不利的 = ☹ 加工条件

●● 主要应用 ● 其他应用

B1

刀具



Cylindrical shank

牌号	h8	L _c mm	l ₁ mm	l ₂ mm	f11
A1254TFT-9.3	9.3	66	125	81	9.3
A1254TFT-9.4	9.4	66	125	81	9.4
A1254TFT-9.5	9.5	66	125	81	9.5
A1254TFT-9.8	9.8	71	133	87	9.8
A1254TFT-10	10	71	133	87	10
A1254TFT-10.2	10.2	71	133	87	10.2
A1254TFT-10.3	10.3	71	133	87	10.3
A1254TFT-10.5	10.5	71	133	87	10.5
A1254TFT-11	11	76	142	94	11
A1254TFT-11.2	11.2	76	142	94	11.2
A1254TFT-11.3	11.3	76	142	94	11.3
A1254TFT-11.5	11.5	76	142	94	11.5
A1254TFT-11.8	11.8	76	142	94	11.8
A1254TFT-12	12	87	151	101	12
A1254TFT-12.1	12.1	87	151	101	12.1
A1254TFT-12.5	12.5	87	151	101	12.5
A1254TFT-13	13	87	151	101	13
A1254TFT-13.2	13.2	87	151	101	13.2
A1254TFT-13.5	13.5	94	160	108	13.5
A1254TFT-14	14	94	160	108	14
A1254TFT-14.1	14.1	99	169	114	14.1
A1254TFT-14.2	14.2	99	169	114	14.2
A1254TFT-14.5	14.5	99	169	114	14.5
A1254TFT-15	15	99	169	114	15
A1254TFT-15.1	15.1	104	178	120	15.1
A1254TFT-15.2	15.2	104	178	120	15.2
A1254TFT-15.5	15.5	104	178	120	15.5
A1254TFT-16	16	104	178	120	16

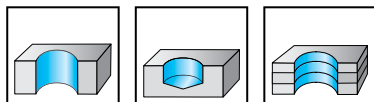
优质高速钢麻花钻

A1247

Alpha® XE



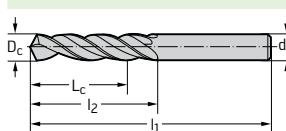
- 直径 1.9 mm 以内, 无涂层



	P	M	K	N	S	H	O
uncoated	●●	●●	●●	●●	●●		●

B1

刀具



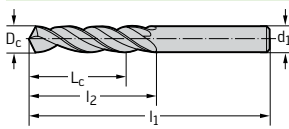
Cylindrical shank

牌号	h8	Dc Inch/Nr	Lc mm	l1 mm	l2 mm	f11
A1247-1	1		10	34	12	1
A1247-N060	1,016	No. 60	10	34	12	1,016
A1247-N059	1,041	No. 59	10	34	12	1,041
A1247-N058	1,067	No. 58	12	36	14	1,067
A1247-N057	1,092	No. 57	12	36	14	1,092
A1247-1.1	1,1		12	36	14	1,1
A1247-N056	1,181	No. 56	14	38	16	1,181
A1247-3/64IN	1,191	3/64"	14	38	16	1,191
A1247-1.2	1,2		14	38	16	1,2
A1247-1.25	1,25		14	38	16	1,25
A1247-1.3	1,3		14	38	16	1,3
A1247-N055	1,321	No. 55	15	40	18	1,321
A1247-N054	1,397	No. 54	15	40	18	1,397
A1247-1.4	1,4		15	40	18	1,4
A1247-1.5	1,5		15	40	18	1,5
A1247-N053	1,511	No. 53	17	43	20	1,511
A1247-1/16IN	1,588	1/16"	17	43	20	1,588
A1247-1.6	1,6		17	43	20	1,6
A1247-N052	1,613	No. 52	17	43	20	1,613
A1247-1.7	1,7		17	43	20	1,7
A1247-N051	1,702	No. 51	19	46	22	1,702
A1247-N050	1,778	No. 50	19	46	22	1,778
A1247-1.8	1,8		19	46	22	1,8
A1247-N049	1,854	No. 49	19	46	22	1,854
A1247-1.9	1,9		19	46	22	1,9
A1247-N048	1,93	No. 48	20	49	24	1,93
A1247-5/64IN	1,984	5/64"	20	49	24	1,984
A1247-N047	1,994	No. 47	20	49	24	1,994
A1247-2	2		20	49	24	2
A1247-N046	2,057	No. 46	20	49	24	2,057
A1247-N045	2,083	No. 45	20	49	24	2,083
A1247-2.1	2,1		20	49	24	2,1
A1247-N044	2,184	No. 44	23	53	27	2,184
A1247-2.2	2,2		23	53	27	2,2
A1247-N043	2,261	No. 43	23	53	27	2,261

WALTER SELECT

●● 主要应用 ● 其他应用
 最佳刀具, 用于... → 良好的 = ☺ → 一般的 = ☹ → 不利的 = ☹ 加工条件

刀具

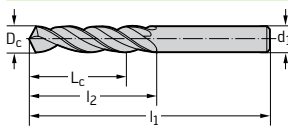


Cylindrical shank

牌号	h8	Dc Inch/Nr	Lc mm	l1 mm	l2 mm	f11
A1247-2.3	2,3		23	53	27	2,3
A1247-N042	2,375	No. 42	26	57	30	2,375
A1247-3/32IN	2,381	3/32"	26	57	30	2,381
A1247-2.4	2,4		26	57	30	2,4
A1247-N041	2,438	No. 41	26	57	30	2,438
A1247-N040	2,489	No. 40	26	57	30	2,489
A1247-2.5	2,5		26	57	30	2,5
A1247-N039	2,527	No. 39	26	57	30	2,527
A1247-N038	2,578	No. 38	26	57	30	2,578
A1247-2.6	2,6		26	57	30	2,6
A1247-N037	2,642	No. 37	26	57	30	2,642
A1247-2.7	2,7		28	61	33	2,7
A1247-N036	2,705	No. 36	28	61	33	2,705
A1247-7/64IN	2,778	7/64"	28	61	33	2,778
A1247-N035	2,794	No. 35	28	61	33	2,794
A1247-2.8	2,8		28	61	33	2,8
A1247-N034	2,819	No. 34	28	61	33	2,819
A1247-N033	2,87	No. 33	28	61	33	2,87
A1247-2.9	2,9		28	61	33	2,9
A1247-N032	2,946	No. 32	28	61	33	2,946
A1247-3	3		28	61	33	3
A1247-N031	3,048	No. 31	30	65	36	3,048
A1247-3.1	3,1		30	65	36	3,1
A1247-1/8IN	3,175	1/8"	30	65	36	3,175
A1247-3.2	3,2		30	65	36	3,2
A1247-N030	3,264	No. 30	30	65	36	3,264
A1247-3.3	3,3		30	65	36	3,3
A1247-3.4	3,4		33	70	39	3,4
A1247-N029	3,454	No. 29	33	70	39	3,454
A1247-3.5	3,5		33	70	39	3,5
A1247-N028	3,569	No. 28	33	70	39	3,569
A1247-9/64IN	3,572	9/64"	33	70	39	3,572
A1247-3.6	3,6		33	70	39	3,6
A1247-N027	3,658	No. 27	33	70	39	3,658
A1247-3.7	3,7		33	70	39	3,7
A1247-N026	3,734	No. 26	33	70	39	3,734
A1247-N025	3,797	No. 25	36	75	43	3,797
A1247-3.8	3,8		36	75	43	3,8
A1247-N024	3,861	No. 24	36	75	43	3,861
A1247-3.9	3,9		36	75	43	3,9
A1247-N023	3,912	No. 23	36	75	43	3,912
A1247-5/32IN	3,969	5/32"	36	75	43	3,969
A1247-N022	3,988	No. 22	36	75	43	3,988
A1247-4	4		36	75	43	4
A1247-N021	4,039	No. 21	36	75	43	4,039
A1247-N020	4,089	No. 20	36	75	43	4,089
A1247-4.1	4,1		36	75	43	4,1
A1247-4.2	4,2		36	75	43	4,2

B1

刀具

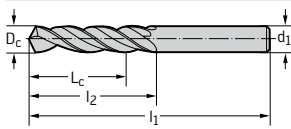


Cylindrical shank

牌号	h8	Dc Inch/Nr	Lc mm	l1 mm	l2 mm	f11
A1247-N019	4,216	No. 19	36	75	43	4,216
A1247-4.3	4,3		39	80	47	4,3
A1247-N018	4,305	No. 18	39	80	47	4,305
A1247-11/64IN	4,366	11/64"	39	80	47	4,366
A1247-N017	4,394	No. 17	39	80	47	4,394
A1247-4.4	4,4		39	80	47	4,4
A1247-N016	4,496	No. 16	39	80	47	4,496
A1247-4.5	4,5		39	80	47	4,5
A1247-N015	4,572	No. 15	39	80	47	4,572
A1247-4.6	4,6		39	80	47	4,6
A1247-N014	4,623	No. 14	39	80	47	4,623
A1247-N013	4,699	No. 13	39	80	47	4,699
A1247-4.7	4,7		39	80	47	4,7
A1247-3/16IN	4,763	3/16"	44	86	52	4,763
A1247-4.8	4,8		44	86	52	4,8
A1247-N012	4,801	No. 12	44	86	52	4,801
A1247-N011	4,851	No. 11	44	86	52	4,851
A1247-4.9	4,9		44	86	52	4,9
A1247-N010	4,915	No. 10	44	86	52	4,915
A1247-N09	4,978	No. 09	44	86	52	4,978
A1247-5	5		44	86	52	5
A1247-N08	5,055	No. 08	44	86	52	5,055
A1247-5.1	5,1		44	86	52	5,1
A1247-N07	5,105	No. 07	44	86	52	5,105
A1247-13/64IN	5,159	13/64"	44	86	52	5,159
A1247-N06	5,182	No. 06	44	86	52	5,182
A1247-5.2	5,2		44	86	52	5,2
A1247-N05	5,22	No. 05	44	86	52	5,22
A1247-5.3	5,3		44	86	52	5,3
A1247-N04	5,309	No. 04	48	93	57	5,309
A1247-5.4	5,4		48	93	57	5,4
A1247-N03	5,41	No. 03	48	93	57	5,41
A1247-5.5	5,5		48	93	57	5,5
A1247-7/32IN	5,556	7/32"	48	93	57	5,556
A1247-5.6	5,6		48	93	57	5,6
A1247-N02	5,613	No. 02	48	93	57	5,613
A1247-5.7	5,7		48	93	57	5,7
A1247-N01	5,791	No. 01	48	93	57	5,791
A1247-5.8	5,8		48	93	57	5,8
A1247-5.9	5,9		48	93	57	5,9
A1247-15/64IN	5,953	15/64"	48	93	57	5,953
A1247-6	6		48	93	57	6
A1247-6.1	6,1		52	101	63	6,1
A1247-6.2	6,2		52	101	63	6,2
A1247-6.3	6,3		52	101	63	6,3
A1247-1/4IN	6,35	1/4"	52	101	63	6,35
A1247-6.4	6,4		52	101	63	6,4
A1247-6.5	6,5		52	101	63	6,5

B1

刀具

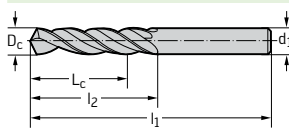


Cylindrical shank

牌号	h8	Dc inch/Nr	Lc mm	l1 mm	l2 mm	f11
A1247-6.6	6,6		52	101	63	6,6
A1247-6.7	6,7		52	101	63	6,7
A1247-17/64IN	6,747	17/64"	57	109	69	6,747
A1247-6.8	6,8		57	109	69	6,8
A1247-6.9	6,9		57	109	69	6,9
A1247-7	7		57	109	69	7
A1247-7.1	7,1		57	109	69	7,1
A1247-9/32IN	7,144	9/32"	57	109	69	7,144
A1247-7.2	7,2		57	109	69	7,2
A1247-7.3	7,3		57	109	69	7,3
A1247-7.4	7,4		57	109	69	7,4
A1247-7.5	7,5		57	109	69	7,5
A1247-19/64IN	7,541	19/64"	62	117	75	7,541
A1247-7.6	7,6		62	117	75	7,6
A1247-7.7	7,7		62	117	75	7,7
A1247-7.8	7,8		62	117	75	7,8
A1247-7.9	7,9		62	117	75	7,9
A1247-5/16IN	7,938	5/16"	62	117	75	7,938
A1247-8	8		62	117	75	8
A1247-8.1	8,1		62	117	75	8,1
A1247-8.2	8,2		62	117	75	8,2
A1247-8.3	8,3		62	117	75	8,3
A1247-21/64IN	8,334	21/64"	62	117	75	8,334
A1247-8.4	8,4		62	117	75	8,4
A1247-8.5	8,5		62	117	75	8,5
A1247-8.6	8,6		66	125	81	8,6
A1247-8.7	8,7		66	125	81	8,7
A1247-11/32IN	8,731	11/32"	66	125	81	8,731
A1247-8.8	8,8		66	125	81	8,8
A1247-8.9	8,9		66	125	81	8,9
A1247-9	9		66	125	81	9
A1247-9.1	9,1		66	125	81	9,1
A1247-23/64IN	9,128	23/64"	66	125	81	9,128
A1247-9.2	9,2		66	125	81	9,2
A1247-9.3	9,3		66	125	81	9,3
A1247-9.4	9,4		66	125	81	9,4
A1247-9.5	9,5		66	125	81	9,5
A1247-3/8IN	9,525	3/8"	71	133	87	9,525
A1247-9.6	9,6		71	133	87	9,6
A1247-9.7	9,7		71	133	87	9,7
A1247-9.8	9,8		71	133	87	9,8
A1247-9.9	9,9		71	133	87	9,9
A1247-25/64IN	9,922	25/64"	71	133	87	9,922
A1247-10	10		71	133	87	10
A1247-10.2	10,2		71	133	87	10,2
A1247-13/32IN	10,319	13/32"	71	133	87	10,319
A1247-10.5	10,5		71	133	87	10,5
A1247-27/64IN	10,716	27/64"	76	142	94	10,716

B1

刀具



Cylindrical shank

牌号	h8	Dc Inch/Nr	Lc mm	l1 mm	l2 mm	f11
A1247-10.8	10,8		76	142	94	10,8
A1247-11	11		76	142	94	11
A1247-7/16IN	11,113	7/16"	76	142	94	11,113
A1247-11.2	11,2		76	142	94	11,2
A1247-11.5	11,5		76	142	94	11,5
A1247-29/64IN	11,509	29/64"	76	142	94	11,509
A1247-11.8	11,8		76	142	94	11,8
A1247-15/32IN	11,906	15/32"	87	151	101	11,906
A1247-12	12		87	151	101	12
A1247-31/64IN	12,303	31/64"	87	151	101	12,303
A1247-12.5	12,5		87	151	101	12,5
A1247-1/2IN	12,7	1/2"	87	151	101	12,7
A1247-13	13		87	151	101	13
A1247-13.1	13,1		87	151	101	13,1
A1247-13.3	13,3		94	160	108	13,3
A1247-13.5	13,5		94	160	108	13,5
A1247-14	14		94	160	108	14
A1247-14.5	14,5		99	169	114	14,5
A1247-15	15		99	169	114	15
A1247-15.1	15,1		104	178	120	15,1
A1247-15.3	15,3		104	178	120	15,3
A1247-15.5	15,5		104	178	120	15,5
A1247-16	16		104	178	120	16

B1

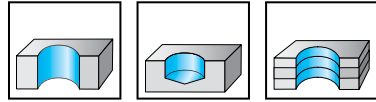
优质高速钢麻花钻

A1244

VA



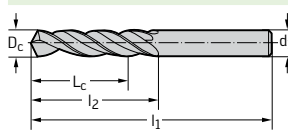
- 可以成套订购



	P	M	K	N	S	H	O
uncoated	●	●●	●	●	●●	●	●

B1

刀具



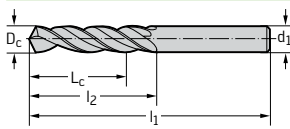
Cylindrical shank

牌号	h8	Dc Inch/Nr	Lc mm	l1 mm	l2 mm	f11
A1244-0.3	0,3		2,5	19	3	0,3
A1244-N080	0,343		3,4	19	4	0,343
A1244-0.35	0,35		3,4	19	4	0,35
A1244-1/64IN	0,397		4,2	20	5	0,397
A1244-0.4	0,4		4,2	20	5	0,4
A1244-N078	0,406		4,2	20	5	0,406
A1244-0.45	0,45		4,2	20	5	0,45
A1244-N077	0,457		4,2	20	5	0,457
A1244-0.5	0,5		5,2	22	6	0,5
A1244-N076	0,508	No.76	5,2	22	6	0,508
A1244-N075	0,533		6,1	24	7	0,533
A1244-0.55	0,55		6,1	24	7	0,55
A1244-N074	0,572		6,1	24	7	0,572
A1244-0.6	0,6		6,1	24	7	0,6
A1244-N073	0,61		6,9	26	8	0,61
A1244-N072	0,635	No.72	6,9	26	8	0,635
A1244-0.65	0,65		6,9	26	8	0,65
A1244-N071	0,66		6,9	26	8	0,66
A1244-0.7	0,7		7,8	28	9	0,7
A1244-N070	0,711		7,8	28	9	0,711
A1244-N069	0,742		7,8	28	9	0,742
A1244-0.75	0,75		7,8	28	9	0,75
A1244-N068	0,787		8,7	30	10	0,787
A1244-1/32IN	0,794	1/32"	8,7	30	10	0,794
A1244-0.8	0,8		8,7	30	10	0,8
A1244-N067	0,813		8,7	30	10	0,813
A1244-N066	0,838		8,7	30	10	0,838
A1244-0.85	0,85		8,7	30	10	0,85
A1244-N065	0,889	No.65	9,5	32	11	0,889
A1244-0.9	0,9		9,5	32	11	0,9
A1244-N064	0,914		9,5	32	11	0,914
A1244-N063	0,94		9,5	32	11	0,94
A1244-0.95	0,95		9,5	32	11	0,95
A1244-N062	0,965		10	34	12	0,965
A1244-N061	0,991		10	34	12	0,991

**WALTER
SELECT**

●● 主要应用 ● 其他应用
 最佳刀具, 用于... → 良好的 = ☺ → 一般的 = ☹ → 不利的 = ☹ 加工条件

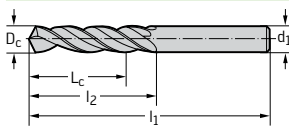
刀具



Cylindrical shank

牌号	h8	Dc Inch/Nr	Lc mm	l1 mm	l2 mm	f11
A1244-1	1		10	34	12	1
A1244-N060	1,016	No. 60	10	34	12	1,016
A1244-N059	1,041	No. 59	10	34	12	1,041
A1244-1.05	1,05		10	34	12	1,05
A1244-N058	1,067	No. 58	12	36	14	1,067
A1244-N057	1,092	No. 57	12	36	14	1,092
A1244-1.1	1,1		12	36	14	1,1
A1244-1.15	1,15		12	36	14	1,15
A1244-N056	1,181	No. 56	14	38	16	1,181
A1244-3/64IN	1,191	3/64"	14	38	16	1,191
A1244-1.2	1,2		14	38	16	1,2
A1244-1.25	1,25		14	38	16	1,25
A1244-1.3	1,3		14	38	16	1,3
A1244-N055	1,321	No. 55	15	40	18	1,321
A1244-1.35	1,35		15	40	18	1,35
A1244-N054	1,397	No. 54	15	40	18	1,397
A1244-1.4	1,4		15	40	18	1,4
A1244-1.45	1,45		15	40	18	1,45
A1244-1.5	1,5		15	40	18	1,5
A1244-N053	1,511	No. 53	17	43	20	1,511
A1244-1.55	1,55		17	43	20	1,55
A1244-1/16IN	1,588	1/16"	17	43	20	1,588
A1244-1.6	1,6		17	43	20	1,6
A1244-N052	1,613	No. 52	17	43	20	1,613
A1244-1.65	1,65		17	43	20	1,65
A1244-1.7	1,7		17	43	20	1,7
A1244-N051	1,702	No. 51	19	46	22	1,702
A1244-1.75	1,75		19	46	22	1,75
A1244-N050	1,778	No. 50	19	46	22	1,778
A1244-1.8	1,8		19	46	22	1,8
A1244-1.85	1,85		19	46	22	1,85
A1244-N049	1,854	No. 49	19	46	22	1,854
A1244-1.9	1,9		19	46	22	1,9
A1244-N048	1,93	No. 48	20	49	24	1,93
A1244-1.95	1,95		20	49	24	1,95
A1244-5/64IN	1,984	5/64"	20	49	24	1,984
A1244-N047	1,994	No. 47	20	49	24	1,994
A1244-2	2		20	49	24	2
A1244-2.05	2,05		20	49	24	2,05
A1244-N046	2,057	No. 46	20	49	24	2,057
A1244-N045	2,083	No. 45	20	49	24	2,083
A1244-2.1	2,1		20	49	24	2,1
A1244-2.15	2,15		23	53	27	2,15
A1244-N044	2,184	No. 44	23	53	27	2,184
A1244-2.2	2,2		23	53	27	2,2
A1244-2.25	2,25		23	53	27	2,25
A1244-2.3	2,3		23	53	27	2,3
A1244-2.35	2,35		23	53	27	2,35

刀具

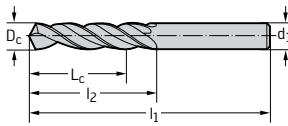


Cylindrical shank

牌号	h8	Dc Inch/Nr	Lc mm	l1 mm	l2 mm	f11
A1244-N042	2,375	No. 42	26	57	30	2,375
A1244-3/32IN	2,381	3/32"	26	57	30	2,381
A1244-2.4	2,4		26	57	30	2,4
A1244-N041	2,438	No. 41	26	57	30	2,438
A1244-2.45	2,45		26	57	30	2,45
A1244-N040	2,489	No. 40	26	57	30	2,489
A1244-2.5	2,5		26	57	30	2,5
A1244-N039	2,527	No. 39	26	57	30	2,527
A1244-2.55	2,55		26	57	30	2,55
A1244-N038	2,578	No. 38	26	57	30	2,578
A1244-2.6	2,6		26	57	30	2,6
A1244-N037	2,642	No. 37	26	57	30	2,642
A1244-2.65	2,65		26	57	30	2,65
A1244-2.7	2,7		28	61	33	2,7
A1244-2.75	2,75		28	61	33	2,75
A1244-7/64IN	2,778	7/64"	28	61	33	2,778
A1244-2.8	2,8		28	61	33	2,8
A1244-N034	2,819	No. 34	28	61	33	2,819
A1244-2.85	2,85		28	61	33	2,85
A1244-N033	2,87	No. 33	28	61	33	2,87
A1244-2.9	2,9		28	61	33	2,9
A1244-N032	2,946	No. 32	28	61	33	2,946
A1244-2.95	2,95		28	61	33	2,95
A1244-3	3		28	61	33	3
A1244-N031	3,048	No. 31	30	65	36	3,048
A1244-3.1	3,1		30	65	36	3,1
A1244-1/8IN	3,175	1/8"	30	65	36	3,175
A1244-3.2	3,2		30	65	36	3,2
A1244-N030	3,264	No. 30	30	65	36	3,264
A1244-3.3	3,3		30	65	36	3,3
A1244-3.4	3,4		33	70	39	3,4
A1244-N029	3,454	No. 29	33	70	39	3,454
A1244-3.5	3,5		33	70	39	3,5
A1244-N028	3,569	No. 28	33	70	39	3,569
A1244-9/64IN	3,572	9/64"	33	70	39	3,572
A1244-3.6	3,6		33	70	39	3,6
A1244-3.65	3,65		33	70	39	3,65
A1244-N027	3,658	No. 27	33	70	39	3,658
A1244-3.7	3,7		33	70	39	3,7
A1244-N026	3,734	No. 26	33	70	39	3,734
A1244-N025	3,797	No. 25	36	75	43	3,797
A1244-3.8	3,8		36	75	43	3,8
A1244-N024	3,861	No. 24	36	75	43	3,861
A1244-3.9	3,9		36	75	43	3,9
A1244-N023	3,912	No. 23	36	75	43	3,912
A1244-5/32IN	3,969	5/32"	36	75	43	3,969
A1244-4	4		36	75	43	4
A1244-N021	4,039	No. 21	36	75	43	4,039

B1

刀具

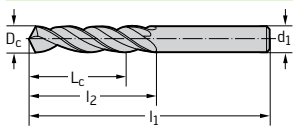


Cylindrical shank

牌号	h8	Dc Inch/Nr	Lc mm	l1 mm	l2 mm	f11
A1244-N020	4,089	No. 20	36	75	43	4,089
A1244-4.1	4,1		36	75	43	4,1
A1244-4.2	4,2		36	75	43	4,2
A1244-N019	4,216	No. 19	36	75	43	4,216
A1244-4.3	4,3		39	80	47	4,3
A1244-11/64IN	4,366	11/64"	39	80	47	4,366
A1244-4.4	4,4		39	80	47	4,4
A1244-4.5	4,5		39	80	47	4,5
A1244-N015	4,572	No. 15	39	80	47	4,572
A1244-4.6	4,6		39	80	47	4,6
A1244-N014	4,623	No. 14	39	80	47	4,623
A1244-4.7	4,7		39	80	47	4,7
A1244-3/16IN	4,763	3/16"	44	86	52	4,763
A1244-4.8	4,8		44	86	52	4,8
A1244-N012	4,801	No. 12	44	86	52	4,801
A1244-N011	4,851	No. 11	44	86	52	4,851
A1244-4.9	4,9		44	86	52	4,9
A1244-N010	4,915	No. 10	44	86	52	4,915
A1244-N09	4,978	No. 09	44	86	52	4,978
A1244-5	5		44	86	52	5
A1244-N08	5,055	No. 08	44	86	52	5,055
A1244-5.1	5,1		44	86	52	5,1
A1244-N07	5,105	No. 07	44	86	52	5,105
A1244-13/64IN	5,159	13/64"	44	86	52	5,159
A1244-5.2	5,2		44	86	52	5,2
A1244-N05	5,22	No. 05	44	86	52	5,22
A1244-5.3	5,3		44	86	52	5,3
A1244-5.4	5,4		48	93	57	5,4
A1244-N03	5,41	No. 03	48	93	57	5,41
A1244-5.5	5,5		48	93	57	5,5
A1244-7/32IN	5,556	7/32"	48	93	57	5,556
A1244-5.6	5,6		48	93	57	5,6
A1244-N02	5,613	No. 02	48	93	57	5,613
A1244-5.7	5,7		48	93	57	5,7
A1244-5.8	5,8		48	93	57	5,8
A1244-5.9	5,9		48	93	57	5,9
A1244-6	6		48	93	57	6
A1244-6.1	6,1		52	101	63	6,1
A1244-6.2	6,2		52	101	63	6,2
A1244-6.3	6,3		52	101	63	6,3
A1244-1/4IN	6,35	1/4"	52	101	63	6,35
A1244-6.4	6,4		52	101	63	6,4
A1244-6.5	6,5		52	101	63	6,5
A1244-6.6	6,6		52	101	63	6,6
A1244-6.7	6,7		52	101	63	6,7
A1244-17/64IN	6,747	17/64"	57	109	69	6,747
A1244-6.8	6,8		57	109	69	6,8
A1244-6.9	6,9		57	109	69	6,9

B1

刀具

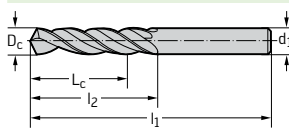


Cylindrical shank

牌号	h8	Dc inch/Nr	Lc mm	l1 mm	l2 mm	f11
A1244-7	7		57	109	69	7
A1244-7.1	7.1		57	109	69	7.1
A1244-9/32IN	7,144	9/32"	57	109	69	7,144
A1244-7.2	7.2		57	109	69	7.2
A1244-7.3	7.3		57	109	69	7.3
A1244-7.4	7.4		57	109	69	7.4
A1244-7.5	7.5		57	109	69	7.5
A1244-19/64IN	7,541	19/64"	62	117	75	7,541
A1244-7.6	7.6		62	117	75	7.6
A1244-7.7	7.7		62	117	75	7.7
A1244-7.8	7.8		62	117	75	7.8
A1244-7.9	7.9		62	117	75	7.9
A1244-5/16IN	7,938	5/16"	62	117	75	7,938
A1244-8	8		62	117	75	8
A1244-8.1	8.1		62	117	75	8.1
A1244-8.2	8.2		62	117	75	8.2
A1244-8.3	8.3		62	117	75	8.3
A1244-21/64IN	8,334	21/64"	62	117	75	8,334
A1244-8.4	8.4		62	117	75	8.4
A1244-8.5	8.5		62	117	75	8.5
A1244-8.6	8.6		66	125	81	8.6
A1244-8.7	8.7		66	125	81	8.7
A1244-11/32IN	8,731	11/32"	66	125	81	8,731
A1244-8.8	8.8		66	125	81	8.8
A1244-8.9	8.9		66	125	81	8.9
A1244-9	9		66	125	81	9
A1244-9.1	9.1		66	125	81	9.1
A1244-9.2	9.2		66	125	81	9.2
A1244-9.3	9.3		66	125	81	9.3
A1244-9.4	9.4		66	125	81	9.4
A1244-9.5	9.5		66	125	81	9.5
A1244-3/8IN	9,525	3/8"	71	133	87	9,525
A1244-9.6	9.6		71	133	87	9.6
A1244-9.7	9.7		71	133	87	9.7
A1244-9.8	9.8		71	133	87	9.8
A1244-9.9	9.9		71	133	87	9.9
A1244-10	10		71	133	87	10
A1244-10.2	10,2		71	133	87	10,2
A1244-13/32IN	10,319	13/32"	71	133	87	10,319
A1244-10.5	10.5		71	133	87	10.5
A1244-27/64IN	10,716	27/64"	76	142	94	10,716
A1244-11	11		76	142	94	11
A1244-7/16IN	11,113	7/16"	76	142	94	11,113
A1244-11.2	11.2		76	142	94	11.2
A1244-11.5	11.5		76	142	94	11.5
A1244-15/32IN	11,906	15/32"	87	151	101	11,906
A1244-12	12		87	151	101	12
A1244-31/64IN	12,303	31/64"	87	151	101	12,303

B1

刀具



Cylindrical shank

牌号	h8	Dc Inch/Nr	Lc mm	l1 mm	l2 mm	f11
A1244-12.5	12,5		87	151	101	12,5
A1244-1/2IN	12,7	1/2"	87	151	101	12,7
A1244-13	13		87	151	101	13
A1244-33/64IN	13,097		87	151	101	13,097
A1244-17/32IN	13,494	17/32"	94	160	108	13,494
A1244-13.5	13,5		94	160	108	13,5
A1244-35/64IN	13,891		94	160	108	13,891
A1244-14	14		94	160	108	14
A1244-9/16IN	14,288	9/16"	99	169	114	14,288
A1244-14.5	14,5		99	169	114	14,5
A1244-15	15		99	169	114	15

B1

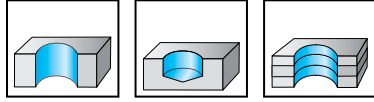
高速钢深孔钻

A1222

UFL®



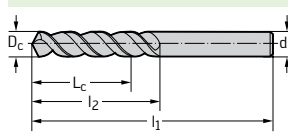
- 直径 1.9 mm 以内, 无涂层
- 可以成套订购



	P	M	K	N	S	H	O
uncoated	●●	●	●●	●●	●		●

B1

刀具



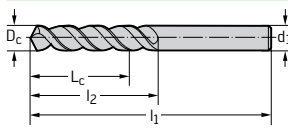
Cylindrical shank

牌号	h8	Dc Inch/Nr	Lc mm	l1 mm	l2 mm	f11
A1222-1	1		10	34	12	1
A1222-N060	1,016	No. 60	10	34	12	1,016
A1222-N059	1,041	No. 59	10	34	12	1,041
A1222-N058	1,067	No. 58	12	36	14	1,067
A1222-N057	1,092	No. 57	12	36	14	1,092
A1222-1.1	1,1		12	36	14	1,1
A1222-N056	1,181	No. 56	14	38	16	1,181
A1222-3/64IN	1,191	3/64"	14	38	16	1,191
A1222-1.2	1,2		14	38	16	1,2
A1222-1.25	1,25		14	38	16	1,25
A1222-1.3	1,3		14	38	16	1,3
A1222-N055	1,321	No. 55	15	40	18	1,321
A1222-N054	1,397	No. 54	15	40	18	1,397
A1222-1.4	1,4		15	40	18	1,4
A1222-1.5	1,5		15	40	18	1,5
A1222-N053	1,511	No. 53	17	43	20	1,511
A1222-1/16IN	1,588	1/16"	17	43	20	1,588
A1222-1.6	1,6		17	43	20	1,6
A1222-N052	1,613	No. 52	17	43	20	1,613
A1222-1.7	1,7		17	43	20	1,7
A1222-N051	1,702	No. 51	19	46	22	1,702
A1222-N050	1,778	No. 50	19	46	22	1,778
A1222-1.8	1,8		19	46	22	1,8
A1222-N049	1,854	No. 49	19	46	22	1,854
A1222-1.9	1,9		19	46	22	1,9
A1222-N048	1,93	No. 48	20	49	24	1,93
A1222-5/64IN	1,984	5/64"	20	49	24	1,984
A1222-N047	1,994	No. 47	20	49	24	1,994
A1222-2	2		20	49	24	2
A1222-N046	2,057	No. 46	20	49	24	2,057
A1222-N045	2,083	No. 45	20	49	24	2,083
A1222-2.1	2,1		20	49	24	2,1
A1222-N044	2,184	No. 44	23	53	27	2,184
A1222-2.2	2,2		23	53	27	2,2
A1222-N043	2,261	No. 43	23	53	27	2,261

**WALTER
SELECT**

●● 主要应用 ● 其他应用
最佳刀具, 用于... → 良好的 = ☺ → 一般的 = ☹ → 不利的 = ☹ 加工条件

刀具

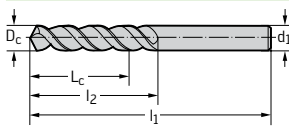


Cylindrical shank

牌号	h8	Dc Inch/Nr	Lc mm	l1 mm	l2 mm	f11
A1222-2.3	2,3		23	53	27	2,3
A1222-N042	2,375	No. 42	26	57	30	2,375
A1222-3/32IN	2,381	3/32"	26	57	30	2,381
A1222-2.4	2,4		26	57	30	2,4
A1222-N041	2,438	No. 41	26	57	30	2,438
A1222-N040	2,489	No. 40	26	57	30	2,489
A1222-2.5	2,5		26	57	30	2,5
A1222-N039	2,527	No. 39	26	57	30	2,527
A1222-N038	2,578	No. 38	26	57	30	2,578
A1222-2.6	2,6		26	57	30	2,6
A1222-N037	2,642	No. 37	26	57	30	2,642
A1222-2.7	2,7		28	61	33	2,7
A1222-N036	2,705	No. 36	28	61	33	2,705
A1222-7/64IN	2,778	7/64"	28	61	33	2,778
A1222-N035	2,794	No. 35	28	61	33	2,794
A1222-2.8	2,8		28	61	33	2,8
A1222-N034	2,819	No. 34	28	61	33	2,819
A1222-N033	2,87	No. 33	28	61	33	2,87
A1222-2.9	2,9		28	61	33	2,9
A1222-N032	2,946	No. 32	28	61	33	2,946
A1222-3	3		28	61	33	3
A1222-N031	3,048	No. 31	30	65	36	3,048
A1222-3.1	3,1		30	65	36	3,1
A1222-1/8IN	3,175	1/8"	30	65	36	3,175
A1222-3.2	3,2		30	65	36	3,2
A1222-N030	3,264	No. 30	30	65	36	3,264
A1222-3.3	3,3		30	65	36	3,3
A1222-3.4	3,4		33	70	39	3,4
A1222-N029	3,454	No. 29	33	70	39	3,454
A1222-3.5	3,5		33	70	39	3,5
A1222-N028	3,569	No. 28	33	70	39	3,569
A1222-9/64IN	3,572	9/64"	33	70	39	3,572
A1222-3.6	3,6		33	70	39	3,6
A1222-N027	3,658	No. 27	33	70	39	3,658
A1222-3.7	3,7		33	70	39	3,7
A1222-N026	3,734	No. 26	33	70	39	3,734
A1222-N025	3,797	No. 25	36	75	43	3,797
A1222-3.8	3,8		36	75	43	3,8
A1222-N024	3,861	No. 24	36	75	43	3,861
A1222-3.9	3,9		36	75	43	3,9
A1222-N023	3,912	No. 23	36	75	43	3,912
A1222-5/32IN	3,969	5/32"	36	75	43	3,969
A1222-N022	3,988	No. 22	36	75	43	3,988
A1222-4	4		36	75	43	4
A1222-N021	4,039	No. 21	36	75	43	4,039
A1222-N020	4,089	No. 20	36	75	43	4,089
A1222-4.1	4,1		36	75	43	4,1
A1222-4.2	4,2		36	75	43	4,2

B1

刀具

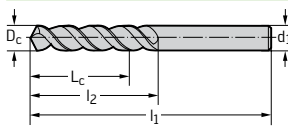


Cylindrical shank

牌号	h8	Dc Inch/Nr	Lc mm	l1 mm	l2 mm	f11
A1222-N019	4,216	No. 19	36	75	43	4,216
A1222-4.3	4,3		39	80	47	4,3
A1222-N018	4,305	No. 18	39	80	47	4,305
A1222-11/64IN	4,366	11/64"	39	80	47	4,366
A1222-N017	4,394	No. 17	39	80	47	4,394
A1222-4.4	4,4		39	80	47	4,4
A1222-N016	4,496	No. 16	39	80	47	4,496
A1222-4.5	4,5		39	80	47	4,5
A1222-N015	4,572	No. 15	39	80	47	4,572
A1222-4.6	4,6		39	80	47	4,6
A1222-N014	4,623	No. 14	39	80	47	4,623
A1222-N013	4,699	No. 13	39	80	47	4,699
A1222-4.7	4,7		39	80	47	4,7
A1222-3/16IN	4,763	3/16"	44	86	52	4,763
A1222-4.8	4,8		44	86	52	4,8
A1222-N012	4,801	No. 12	44	86	52	4,801
A1222-N011	4,851	No. 11	44	86	52	4,851
A1222-4.9	4,9		44	86	52	4,9
A1222-N010	4,915	No. 10	44	86	52	4,915
A1222-N09	4,978	No. 09	44	86	52	4,978
A1222-5	5		44	86	52	5
A1222-N08	5,055	No. 08	44	86	52	5,055
A1222-5.1	5,1		44	86	52	5,1
A1222-N07	5,105	No. 07	44	86	52	5,105
A1222-13/64IN	5,159	13/64"	44	86	52	5,159
A1222-N06	5,182	No. 06	44	86	52	5,182
A1222-5.2	5,2		44	86	52	5,2
A1222-N05	5,22	No. 05	44	86	52	5,22
A1222-5.3	5,3		44	86	52	5,3
A1222-N04	5,309	No. 04	48	93	57	5,309
A1222-5.4	5,4		48	93	57	5,4
A1222-N03	5,41	No. 03	48	93	57	5,41
A1222-5.5	5,5		48	93	57	5,5
A1222-7/32IN	5,556	7/32"	48	93	57	5,556
A1222-5.6	5,6		48	93	57	5,6
A1222-N02	5,613	No. 02	48	93	57	5,613
A1222-5.7	5,7		48	93	57	5,7
A1222-N01	5,791	No. 01	48	93	57	5,791
A1222-5.8	5,8		48	93	57	5,8
A1222-5.9	5,9		48	93	57	5,9
A1222-LET.A	5,944	Let. A	48	93	57	5,944
A1222-15/64IN	5,953	15/64"	48	93	57	5,953
A1222-6	6		48	93	57	6
A1222-LET.B	6,045	Let. B	52	101	63	6,045
A1222-6.1	6,1		52	101	63	6,1
A1222-LET.C	6,147	Let. C	52	101	63	6,147
A1222-6.2	6,2		52	101	63	6,2
A1222-LET.D	6,248	Let. D	52	101	63	6,248

B1

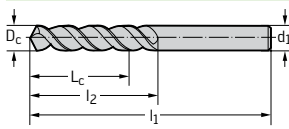
刀具



Cylindrical shank

牌号	h8	Dc Inch/Nr	Lc mm	l1 mm	l2 mm	f11
A1222-6.3	6,3		52	101	63	6,3
A1222-1/4IN	6,35	1/4"	52	101	63	6,35
A1222-6.4	6,4		52	101	63	6,4
A1222-6.5	6,5		52	101	63	6,5
A1222-LET.F	6,528	Let. F	52	101	63	6,528
A1222-6.6	6,6		52	101	63	6,6
A1222-LET.G	6,629	Let. G	52	101	63	6,629
A1222-6.7	6,7		52	101	63	6,7
A1222-17/64IN	6,747	17/64"	57	109	69	6,747
A1222-LET.H	6,756	Let. H	57	109	69	6,756
A1222-6.8	6,8		57	109	69	6,8
A1222-6.9	6,9		57	109	69	6,9
A1222-LET.I	6,909	Let. I	57	109	69	6,909
A1222-7	7		57	109	69	7
A1222-LET.J	7,036	Let. J	57	109	69	7,036
A1222-7.1	7,1		57	109	69	7,1
A1222-LET.K	7,137	Let. K	57	109	69	7,137
A1222-9/32IN	7,144	9/32"	57	109	69	7,144
A1222-7.2	7,2		57	109	69	7,2
A1222-7.3	7,3		57	109	69	7,3
A1222-LET.L	7,366	Let. L	57	109	69	7,366
A1222-7.4	7,4		57	109	69	7,4
A1222-LET.M	7,493	Let. M	57	109	69	7,493
A1222-7.5	7,5		57	109	69	7,5
A1222-19/64IN	7,541	19/64"	62	117	75	7,541
A1222-7.6	7,6		62	117	75	7,6
A1222-LET.N	7,671	Let. N	62	117	75	7,671
A1222-7.7	7,7		62	117	75	7,7
A1222-7.8	7,8		62	117	75	7,8
A1222-7.9	7,9		62	117	75	7,9
A1222-5/16IN	7,938	5/16"	62	117	75	7,938
A1222-8	8		62	117	75	8
A1222-LET.O	8,026	Let. O	62	117	75	8,026
A1222-8.1	8,1		62	117	75	8,1
A1222-8.2	8,2		62	117	75	8,2
A1222-LET.P	8,204	Let. P	62	117	75	8,204
A1222-8.3	8,3		62	117	75	8,3
A1222-21/64IN	8,334	21/64"	62	117	75	8,334
A1222-8.4	8,4		62	117	75	8,4
A1222-LET.Q	8,433	Let. Q	62	117	75	8,433
A1222-8.5	8,5		62	117	75	8,5
A1222-8.6	8,6		66	125	81	8,6
A1222-LET.R	8,611	Let. R	66	125	81	8,611
A1222-8.7	8,7		66	125	81	8,7
A1222-11/32IN	8,731	11/32"	66	125	81	8,731
A1222-8.8	8,8		66	125	81	8,8
A1222-LET.S	8,839	Let. S	66	125	81	8,839
A1222-8.9	8,9		66	125	81	8,9

刀具

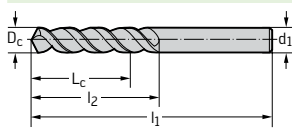


Cylindrical shank

牌号	h8	Dc inch/Nr	Lc mm	l1 mm	l2 mm	f11
A1222-9	9		66	125	81	9
A1222-LET.T	9,093	Let. T	66	125	81	9,093
A1222-9.1	9,1		66	125	81	9,1
A1222-23/64IN	9,128	23/64"	66	125	81	9,128
A1222-9.2	9,2		66	125	81	9,2
A1222-9.3	9,3		66	125	81	9,3
A1222-LET.U	9,347	Let. U	66	125	81	9,347
A1222-9.4	9,4		66	125	81	9,4
A1222-9.5	9,5		66	125	81	9,5
A1222-3/8IN	9,525	3/8"	71	133	87	9,525
A1222-LET.V	9,576	Let. V	71	133	87	9,576
A1222-9.6	9,6		71	133	87	9,6
A1222-9.7	9,7		71	133	87	9,7
A1222-9.8	9,8		71	133	87	9,8
A1222-LET.W	9,804	Let. W	71	133	87	9,804
A1222-9.9	9,9		71	133	87	9,9
A1222-25/64IN	9,922	25/64"	71	133	87	9,922
A1222-10	10		71	133	87	10
A1222-LET.X	10,084	Let. X	71	133	87	10,084
A1222-10.2	10,2		71	133	87	10,2
A1222-LET.Y	10,262	Let. Y	71	133	87	10,262
A1222-13/32IN	10,319	13/32"	71	133	87	10,319
A1222-LET.Z	10,49	Let. Z	71	133	87	10,49
A1222-10.5	10,5		71	133	87	10,5
A1222-27/64IN	10,716	27/64"	76	142	94	10,716
A1222-10.8	10,8		76	142	94	10,8
A1222-11	11		76	142	94	11
A1222-7/16IN	11,113	7/16"	76	142	94	11,113
A1222-11.2	11,2		76	142	94	11,2
A1222-11.5	11,5		76	142	94	11,5
A1222-29/64IN	11,509	29/64"	76	142	94	11,509
A1222-11.8	11,8		76	142	94	11,8
A1222-15/32IN	11,906	15/32"	87	151	101	11,906
A1222-12	12		87	151	101	12
A1222-31/64IN	12,303	31/64"	87	151	101	12,303
A1222-12.5	12,5		87	151	101	12,5
A1222-1/2IN	12,7	1/2"	87	151	101	12,7
A1222-13	13		87	151	101	13
A1222-33/64IN	13,097		87	151	101	13,097
A1222-13.1	13,1		87	151	101	13,1
A1222-13.3	13,3		94	160	108	13,3
A1222-17/32IN	13,494	17/32"	94	160	108	13,494
A1222-13.5	13,5		94	160	108	13,5
A1222-35/64IN	13,891		94	160	108	13,891
A1222-14	14		94	160	108	14
A1222-9/16IN	14,288	9/16"	99	169	114	14,288
A1222-14.5	14,5		99	169	114	14,5
A1222-37/64IN	14,684	37/64"	99	169	114	14,684

B1

刀具



Cylindrical shank

牌号	h8	Dc Inch/Nr	Lc mm	l1 mm	l2 mm	f11
A1222-15	15		99	169	114	15
A1222-19/32IN	15,081	19/32"	104	178	120	15,081
A1222-15.1	15,1		104	178	120	15,1
A1222-15.3	15,3		104	178	120	15,3
A1222-39/64IN	15,478	39/64"	104	178	120	15,478
A1222-15.5	15,5		104	178	120	15,5
A1222-5/8IN	15,875	5/8"	104	178	120	15,875
A1222-16	16		104	178	120	16

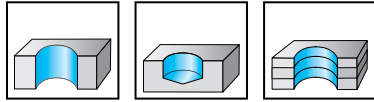
B1

高速钢麻花钻

A1211 / A1211TIN



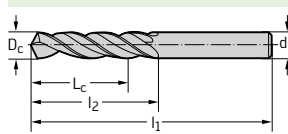
- 可以成套订购
- N 型



	P	M	K	N	S	H	O
uncoated	●●	●	●●	●	●		●
TIN	●●	●	●●	●	●		●

B1

刀具



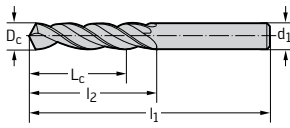
Cylindrical shank

牌号	h8	Dc Inch/Nr	Lc mm	l1 mm	l2 mm	f11
A1211-0.2	0,2		2,1	19	2,5	0,2
A1211-0.22	0,22		2,1	19	2,5	0,22
A1211-0.23	0,23		2,1	19	2,5	0,23
A1211-0.25	0,25		2,5	19	3	0,25
A1211-0.27	0,27		2,5	19	3	0,27
A1211-0.28	0,28		2,5	19	3	0,28
A1211-0.29	0,29		2,5	19	3	0,29
A1211-0.3	0,3		2,5	19	3	0,3
A1211-0.31	0,31		3,4	19	4	0,31
A1211-N082	0,318		3,4	19	4	0,318
A1211-0.32	0,32		3,4	19	4	0,32
A1211-0.33	0,33		3,4	19	4	0,33
A1211-0.34	0,34		3,4	19	4	0,34
A1211-N080	0,343		3,4	19	4	0,343
A1211-0.35	0,35		3,4	19	4	0,35
A1211-N079	0,368		3,4	19	4	0,368
A1211-0.38	0,38		3,4	19	4	0,38
A1211-1/64IN	0,397		4,2	20	5	0,397
A1211-0.4	0,4		4,2	20	5	0,4
A1211-N078	0,406		4,2	20	5	0,406
A1211-0.42	0,42		4,2	20	5	0,42
A1211-0.43	0,43		4,2	20	5	0,43
A1211-0.45	0,45		4,2	20	5	0,45
A1211-N077	0,457		4,2	20	5	0,457
A1211-0.47	0,47		4,2	20	5	0,47
A1211-0.48	0,48		4,2	20	5	0,48
A1211-0.49	0,49		5,2	22	6	0,49
A1211-0.5	0,5		5,2	22	6	0,5
A1211-N076	0,508	No.76	5,2	22	6	0,508
A1211-0.51	0,51		5,2	22	6	0,51
A1211-0.52	0,52		5,2	22	6	0,52
A1211-0.53	0,53		5,2	22	6	0,53
A1211-N075	0,533		6,1	24	7	0,533
A1211-0.54	0,54		6,1	24	7	0,54
A1211-0.55	0,55		6,1	24	7	0,55

**WALTER
SELECT**

●● 主要应用 ● 其他应用
最佳刀具, 用于... → 良好的 = ☺ → 一般的 = ☹ → 不利的 = ☹ 加工条件

刀具

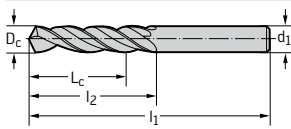


Cylindrical shank

牌号	h8	Dc Inch/Nr	Lc mm	l1 mm	l2 mm	f11
A1211-057	0,57		6,1	24	7	0,57
A1211-N074	0,572		6,1	24	7	0,572
A1211-058	0,58		6,1	24	7	0,58
A1211-059	0,59		6,1	24	7	0,59
A1211-06	0,6		6,1	24	7	0,6
A1211-N073	0,61		6,9	26	8	0,61
A1211-062	0,62		6,9	26	8	0,62
A1211-063	0,63		6,9	26	8	0,63
A1211-N072	0,635	No.72	6,9	26	8	0,635
A1211-065	0,65		6,9	26	8	0,65
A1211-N071	0,66		6,9	26	8	0,66
A1211-067	0,67		6,9	26	8	0,67
A1211-068	0,68		7,8	28	9	0,68
A1211-07	0,7		7,8	28	9	0,7
A1211-N070	0,711		7,8	28	9	0,711
A1211-072	0,72		7,8	28	9	0,72
A1211-073	0,73		7,8	28	9	0,73
A1211-N069	0,742		7,8	28	9	0,742
A1211-075	0,75		7,8	28	9	0,75
A1211-076	0,76		8,7	30	10	0,76
A1211-078	0,78		8,7	30	10	0,78
A1211-N068	0,787		8,7	30	10	0,787
A1211-1/32IN	0,794	1/32"	8,7	30	10	0,794
A1211-08	0,8		8,7	30	10	0,8
A1211-081	0,81		8,7	30	10	0,81
A1211-N067	0,813		8,7	30	10	0,813
A1211-082	0,82		8,7	30	10	0,82
A1211-083	0,83		8,7	30	10	0,83
A1211-N066	0,838		8,7	30	10	0,838
A1211-085	0,85		8,7	30	10	0,85
A1211-087	0,87		9,5	32	11	0,87
A1211-088	0,88		9,5	32	11	0,88
A1211-N065	0,889	No.65	9,5	32	11	0,889
A1211-09	0,9		9,5	32	11	0,9
A1211-091	0,91		9,5	32	11	0,91
A1211-N064	0,914		9,5	32	11	0,914
A1211-092	0,92		9,5	32	11	0,92
A1211-N063	0,94		9,5	32	11	0,94
A1211-095	0,95		9,5	32	11	0,95
A1211-096	0,96		10	34	12	0,96
A1211-N062	0,965		10	34	12	0,965
A1211-097	0,97		10	34	12	0,97
A1211-098	0,98		10	34	12	0,98
A1211-099	0,99		10	34	12	0,99
A1211-N061	0,991		10	34	12	0,991
A1211-1	1		10	34	12	1
A1211-1.01	1,01		10	34	12	1,01
A1211-N060	1,016	No. 60	10	34	12	1,016

B1

刀具

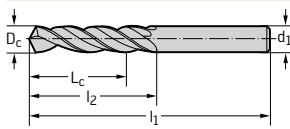


Cylindrical shank

牌号	h8	Dc inch/Nr	Lc mm	l1 mm	l2 mm	f11
A1211-1.02	1,02		10	34	12	1,02
A1211-1.03	1,03		10	34	12	1,03
A1211-1.04	1,04		10	34	12	1,04
A1211-N059	1,041	No. 59	10	34	12	1,041
A1211-1.05	1,05		10	34	12	1,05
A1211-N058	1,067	No. 58	12	36	14	1,067
A1211-N057	1,092	No. 57	12	36	14	1,092
A1211-1.1	1,1		12	36	14	1,1
A1211-1.12	1,12		12	36	14	1,12
A1211-1.13	1,13		12	36	14	1,13
A1211-1.15	1,15		12	36	14	1,15
A1211-1.18	1,18		12	36	14	1,18
A1211-N056	1,181	No. 56	14	38	16	1,181
A1211-3/64IN	1,191	3/64"	14	38	16	1,191
A1211-1.2	1,2		14	38	16	1,2
A1211-1.21	1,21		14	38	16	1,21
A1211-1.22	1,22		14	38	16	1,22
A1211-1.23	1,23		14	38	16	1,23
A1211-1.24	1,24		14	38	16	1,24
A1211-1.25	1,25		14	38	16	1,25
A1211-1.27	1,27		14	38	16	1,27
A1211-1.28	1,28		14	38	16	1,28
A1211-1.3	1,3		14	38	16	1,3
A1211-N055	1,321	No. 55	15	40	18	1,321
A1211-1.33	1,33		15	40	18	1,33
A1211-1.35	1,35		15	40	18	1,35
A1211-1.36	1,36		15	40	18	1,36
A1211-1.37	1,37		15	40	18	1,37
A1211-N054	1,397	No. 54	15	40	18	1,397
A1211-1.4	1,4		15	40	18	1,4
A1211-1.42	1,42		15	40	18	1,42
A1211-1.43	1,43		15	40	18	1,43
A1211-1.45	1,45		15	40	18	1,45
A1211-1.49	1,49		15	40	18	1,49
A1211-1.5	1,5		15	40	18	1,5
A1211-1.51	1,51		17	43	20	1,51
A1211-N053	1,511	No. 53	17	43	20	1,511
A1211-1.52	1,52		17	43	20	1,52
A1211-1.53	1,53		17	43	20	1,53
A1211-1.55	1,55		17	43	20	1,55
A1211-1.57	1,57		17	43	20	1,57
A1211-1/16IN	1,588	1/16"	17	43	20	1,588
A1211-1.6	1,6		17	43	20	1,6
A1211-N052	1,613	No. 52	17	43	20	1,613
A1211-1.63	1,63		17	43	20	1,63
A1211-1.65	1,65		17	43	20	1,65
A1211-1.7	1,7		17	43	20	1,7
A1211-N051	1,702	No. 51	19	46	22	1,702

B1

刀具

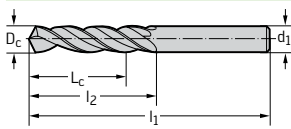


Cylindrical shank

牌号	h8	Dc Inch/Nr	Lc mm	l1 mm	l2 mm	f11
A1211-1.75	1,75		19	46	22	1,75
A1211-N050	1,778	No. 50	19	46	22	1,778
A1211-1.8	1,8		19	46	22	1,8
A1211-1.85	1,85		19	46	22	1,85
A1211-N049	1,854	No. 49	19	46	22	1,854
A1211-1.9	1,9		19	46	22	1,9
A1211-N048	1,93	No. 48	20	49	24	1,93
A1211-1.95	1,95		20	49	24	1,95
A1211-5/64IN	1,984	5/64"	20	49	24	1,984
A1211-N047	1,994	No. 47	20	49	24	1,994
A1211-2	2		20	49	24	2
A1211-2.05	2,05		20	49	24	2,05
A1211-N046	2,057	No. 46	20	49	24	2,057
A1211-N045	2,083	No. 45	20	49	24	2,083
A1211-2.1	2,1		20	49	24	2,1
A1211-2.15	2,15		23	53	27	2,15
A1211-N044	2,184	No. 44	23	53	27	2,184
A1211-2.2	2,2		23	53	27	2,2
A1211-2.25	2,25		23	53	27	2,25
A1211-N043	2,261	No. 43	23	53	27	2,261
A1211-2.3	2,3		23	53	27	2,3
A1211-2.35	2,35		23	53	27	2,35
A1211-N042	2,375	No. 42	26	57	30	2,375
A1211-3/32IN	2,381	3/32"	26	57	30	2,381
A1211-2.4	2,4		26	57	30	2,4
A1211-N041	2,438	No. 41	26	57	30	2,438
A1211-2.45	2,45		26	57	30	2,45
A1211-N040	2,489	No. 40	26	57	30	2,489
A1211-2.5	2,5		26	57	30	2,5
A1211-N039	2,527	No. 39	26	57	30	2,527
A1211-2.55	2,55		26	57	30	2,55
A1211-N038	2,578	No. 38	26	57	30	2,578
A1211-2.6	2,6		26	57	30	2,6
A1211-N037	2,642	No. 37	26	57	30	2,642
A1211-2.65	2,65		26	57	30	2,65
A1211-2.7	2,7		28	61	33	2,7
A1211-N036	2,705	No. 36	28	61	33	2,705
A1211-2.75	2,75		28	61	33	2,75
A1211-7/64IN	2,778	7/64"	28	61	33	2,778
A1211-N035	2,794	No. 35	28	61	33	2,794
A1211-2.8	2,8		28	61	33	2,8
A1211-N034	2,819	No. 34	28	61	33	2,819
A1211-2.85	2,85		28	61	33	2,85
A1211-N033	2,87	No. 33	28	61	33	2,87
A1211-2.9	2,9		28	61	33	2,9
A1211-N032	2,946	No. 32	28	61	33	2,946
A1211-2.95	2,95		28	61	33	2,95
A1211-3	3		28	61	33	3

B1

刀具

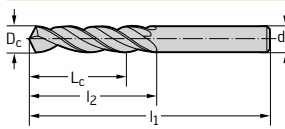


Cylindrical shank

牌号	h8	Dc inch/Nr	Lc mm	l1 mm	l2 mm	f11
A1211-N031	3,048	No. 31	30	65	36	3,048
A1211-3.05	3,05		30	65	36	3,05
A1211-3.1	3,1		30	65	36	3,1
A1211-3.15	3,15		30	65	36	3,15
A1211-1/8IN	3,175	1/8"	30	65	36	3,175
A1211-3.2	3,2		30	65	36	3,2
A1211-3.25	3,25		30	65	36	3,25
A1211-N030	3,264	No. 30	30	65	36	3,264
A1211-3.3	3,3		30	65	36	3,3
A1211-3.35	3,35		30	65	36	3,35
A1211-3.4	3,4		33	70	39	3,4
A1211-3.45	3,45		33	70	39	3,45
A1211-N029	3,454	No. 29	33	70	39	3,454
A1211-3.5	3,5		33	70	39	3,5
A1211-3.55	3,55		33	70	39	3,55
A1211-N028	3,569	No. 28	33	70	39	3,569
A1211-9/64IN	3,572	9/64"	33	70	39	3,572
A1211-3.6	3,6		33	70	39	3,6
A1211-3.65	3,65		33	70	39	3,65
A1211-N027	3,658	No. 27	33	70	39	3,658
A1211-3.7	3,7		33	70	39	3,7
A1211-N026	3,734	No. 26	33	70	39	3,734
A1211-3.75	3,75		33	70	39	3,75
A1211-N025	3,797	No. 25	36	75	43	3,797
A1211-3.8	3,8		36	75	43	3,8
A1211-N024	3,861	No. 24	36	75	43	3,861
A1211-3.9	3,9		36	75	43	3,9
A1211-N023	3,912	No. 23	36	75	43	3,912
A1211-3.95	3,95		36	75	43	3,95
A1211-5/32IN	3,969	5/32"	36	75	43	3,969
A1211-N022	3,988	No. 22	36	75	43	3,988
A1211-4	4		36	75	43	4
A1211-N021	4,039	No. 21	36	75	43	4,039
A1211-4.05	4,05		36	75	43	4,05
A1211-N020	4,089	No. 20	36	75	43	4,089
A1211-4.1	4,1		36	75	43	4,1
A1211-4.15	4,15		36	75	43	4,15
A1211-4.2	4,2		36	75	43	4,2
A1211-N019	4,216	No. 19	36	75	43	4,216
A1211-4.25	4,25		36	75	43	4,25
A1211-4.3	4,3		39	80	47	4,3
A1211-N018	4,305	No. 18	39	80	47	4,305
A1211-4.35	4,35		39	80	47	4,35
A1211-11/64IN	4,366	11/64"	39	80	47	4,366
A1211-N017	4,394	No. 17	39	80	47	4,394
A1211-4.4	4,4		39	80	47	4,4
A1211-4.45	4,45		39	80	47	4,45
A1211-N016	4,496	No. 16	39	80	47	4,496

B1

刀具

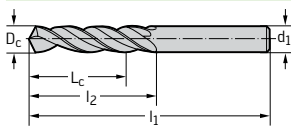


Cylindrical shank

牌号	h8	Dc Inch/Nr	Lc mm	l1 mm	l2 mm	f11
A1211-4.5	4,5		39	80	47	4,5
A1211-4.55	4,55		39	80	47	4,55
A1211-N015	4,572	No. 15	39	80	47	4,572
A1211-4.6	4,6		39	80	47	4,6
A1211-N014	4,623	No. 14	39	80	47	4,623
A1211-4.65	4,65		39	80	47	4,65
A1211-N013	4,699	No. 13	39	80	47	4,699
A1211-4.7	4,7		39	80	47	4,7
A1211-4.75	4,75		39	80	47	4,75
A1211-3/16IN	4,763	3/16"	44	86	52	4,763
A1211-4.8	4,8		44	86	52	4,8
A1211-N012	4,801	No. 12	44	86	52	4,801
A1211-4.85	4,85		44	86	52	4,85
A1211-N011	4,851	No. 11	44	86	52	4,851
A1211-4.9	4,9		44	86	52	4,9
A1211-N010	4,915	No. 10	44	86	52	4,915
A1211-4.95	4,95		44	86	52	4,95
A1211-N09	4,978	No. 09	44	86	52	4,978
A1211-5	5		44	86	52	5
A1211-5.05	5,05		44	86	52	5,05
A1211-N08	5,055	No. 08	44	86	52	5,055
A1211-5.1	5,1		44	86	52	5,1
A1211-N07	5,105	No. 07	44	86	52	5,105
A1211-5.15	5,15		44	86	52	5,15
A1211-13/64IN	5,159	13/64"	44	86	52	5,159
A1211-N06	5,182	No. 06	44	86	52	5,182
A1211-5.2	5,2		44	86	52	5,2
A1211-N05	5,22	No. 05	44	86	52	5,22
A1211-5.25	5,25		44	86	52	5,25
A1211-5.3	5,3		44	86	52	5,3
A1211-N04	5,309	No. 04	48	93	57	5,309
A1211-5.4	5,4		48	93	57	5,4
A1211-N03	5,41	No. 03	48	93	57	5,41
A1211-5.5	5,5		48	93	57	5,5
A1211-5.55	5,55		48	93	57	5,55
A1211-7/32IN	5,556	7/32"	48	93	57	5,556
A1211-5.6	5,6		48	93	57	5,6
A1211-N02	5,613	No. 02	48	93	57	5,613
A1211-5.7	5,7		48	93	57	5,7
A1211-5.75	5,75		48	93	57	5,75
A1211-N01	5,791	No. 01	48	93	57	5,791
A1211-5.8	5,8		48	93	57	5,8
A1211-5.9	5,9		48	93	57	5,9
A1211-LET.A	5,944	Let. A	48	93	57	5,944
A1211-5.95	5,95		48	93	57	5,95
A1211-15/64IN	5,953	15/64"	48	93	57	5,953
A1211-6	6		48	93	57	6
A1211-LET.B	6,045	Let. B	52	101	63	6,045

B1

刀具

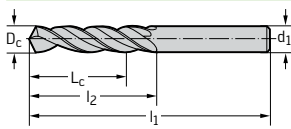


Cylindrical shank

牌号	h8	Dc inch/Nr	Lc mm	l1 mm	l2 mm	f11
A1211-6.05	6,05		52	101	63	6,05
A1211-6.1	6,1		52	101	63	6,1
A1211-LET.C	6,147	Let. C	52	101	63	6,147
A1211-6.15	6,15		52	101	63	6,15
A1211-6.2	6,2		52	101	63	6,2
A1211-LET.D	6,248	Let. D	52	101	63	6,248
A1211-6.25	6,25		52	101	63	6,25
A1211-6.3	6,3		52	101	63	6,3
A1211-1/4IN	6,35	1/4"	52	101	63	6,35
A1211-6.4	6,4		52	101	63	6,4
A1211-6.45	6,45		52	101	63	6,45
A1211-6.5	6,5		52	101	63	6,5
A1211-LET.F	6,528	Let. F	52	101	63	6,528
A1211-6.55	6,55		52	101	63	6,55
A1211-6.6	6,6		52	101	63	6,6
A1211-LET.G	6,629	Let. G	52	101	63	6,629
A1211-6.65	6,65		52	101	63	6,65
A1211-6.7	6,7		52	101	63	6,7
A1211-17/64IN	6,747	17/64"	57	109	69	6,747
A1211-6.75	6,75		57	109	69	6,75
A1211-LET.H	6,756	Let. H	57	109	69	6,756
A1211-6.8	6,8		57	109	69	6,8
A1211-6.9	6,9		57	109	69	6,9
A1211-LET.I	6,909	Let. I	57	109	69	6,909
A1211-7	7		57	109	69	7
A1211-LET.J	7,036	Let. J	57	109	69	7,036
A1211-7.05	7,05		57	109	69	7,05
A1211-7.1	7,1		57	109	69	7,1
A1211-LET.K	7,137	Let. K	57	109	69	7,137
A1211-9/32IN	7,144	9/32"	57	109	69	7,144
A1211-7.2	7,2		57	109	69	7,2
A1211-7.25	7,25		57	109	69	7,25
A1211-7.3	7,3		57	109	69	7,3
A1211-LET.L	7,366	Let. L	57	109	69	7,366
A1211-7.4	7,4		57	109	69	7,4
A1211-LET.M	7,493	Let. M	57	109	69	7,493
A1211-7.5	7,5		57	109	69	7,5
A1211-19/64IN	7,541	19/64"	62	117	75	7,541
A1211-7.6	7,6		62	117	75	7,6
A1211-LET.N	7,671	Let. N	62	117	75	7,671
A1211-7.7	7,7		62	117	75	7,7
A1211-7.75	7,75		62	117	75	7,75
A1211-7.8	7,8		62	117	75	7,8
A1211-7.9	7,9		62	117	75	7,9
A1211-5/16IN	7,938	5/16"	62	117	75	7,938
A1211-8	8		62	117	75	8
A1211-LET.O	8,026	Let. O	62	117	75	8,026
A1211-8.05	8,05		62	117	75	8,05

B1

刀具

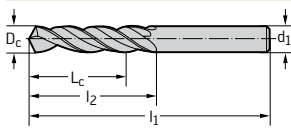


Cylindrical shank

牌号	h8	Dc Inch/Nr	Lc mm	l1 mm	l2 mm	f11
A1211-8.1	8,1		62	117	75	8,1
A1211-8.2	8,2		62	117	75	8,2
A1211-LET.P	8,204	Let. P	62	117	75	8,204
A1211-8.25	8,25		62	117	75	8,25
A1211-8.3	8,3		62	117	75	8,3
A1211-21/64IN	8,334	21/64"	62	117	75	8,334
A1211-8.4	8,4		62	117	75	8,4
A1211-LET.Q	8,433	Let. Q	62	117	75	8,433
A1211-8.5	8,5		62	117	75	8,5
A1211-8.6	8,6		66	125	81	8,6
A1211-LET.R	8,611	Let. R	66	125	81	8,611
A1211-8.7	8,7		66	125	81	8,7
A1211-11/32IN	8,731	11/32"	66	125	81	8,731
A1211-8.75	8,75		66	125	81	8,75
A1211-8.8	8,8		66	125	81	8,8
A1211-8.9	8,9		66	125	81	8,9
A1211-9	9		66	125	81	9
A1211-LET.T	9,093	Let. T	66	125	81	9,093
A1211-9.1	9,1		66	125	81	9,1
A1211-23/64IN	9,128	23/64"	66	125	81	9,128
A1211-9.2	9,2		66	125	81	9,2
A1211-9.25	9,25		66	125	81	9,25
A1211-9.3	9,3		66	125	81	9,3
A1211-LET.U	9,347	Let. U	66	125	81	9,347
A1211-9.4	9,4		66	125	81	9,4
A1211-9.5	9,5		66	125	81	9,5
A1211-3/8IN	9,525	3/8"	71	133	87	9,525
A1211-9.6	9,6		71	133	87	9,6
A1211-9.7	9,7		71	133	87	9,7
A1211-9.75	9,75		71	133	87	9,75
A1211-9.8	9,8		71	133	87	9,8
A1211-LET.W	9,804	Let. W	71	133	87	9,804
A1211-9.9	9,9		71	133	87	9,9
A1211-25/64IN	9,922	25/64"	71	133	87	9,922
A1211-10	10		71	133	87	10
A1211-LET.X	10,084	Let. X	71	133	87	10,084
A1211-10.1	10,1		71	133	87	10,1
A1211-10.2	10,2		71	133	87	10,2
A1211-10.25	10,25		71	133	87	10,25
A1211-LET.Y	10,262	Let. Y	71	133	87	10,262
A1211-10.3	10,3		71	133	87	10,3
A1211-13/32IN	10,319	13/32"	71	133	87	10,319
A1211-10.4	10,4		71	133	87	10,4
A1211-LET.Z	10,49	Let. Z	71	133	87	10,49
A1211-10.5	10,5		71	133	87	10,5
A1211-10.6	10,6		71	133	87	10,6
A1211-10.7	10,7		76	142	94	10,7
A1211-27/64IN	10,716	27/64"	76	142	94	10,716

B1

刀具

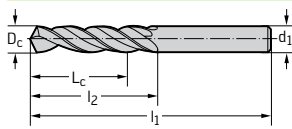


Cylindrical shank

牌号	h8	Dc inch/Nr	Lc mm	l1 mm	l2 mm	f11
A1211-10.75	10,75		76	142	94	10,75
A1211-10.8	10,8		76	142	94	10,8
A1211-10.9	10,9		76	142	94	10,9
A1211-11	11		76	142	94	11
A1211-11.1	11,1		76	142	94	11,1
A1211-7/16IN	11,113	7/16"	76	142	94	11,113
A1211-11.2	11,2		76	142	94	11,2
A1211-11.25	11,25		76	142	94	11,25
A1211-11.3	11,3		76	142	94	11,3
A1211-11.4	11,4		76	142	94	11,4
A1211-11.5	11,5		76	142	94	11,5
A1211-29/64IN	11,509	29/64"	76	142	94	11,509
A1211-11.6	11,6		76	142	94	11,6
A1211-11.7	11,7		76	142	94	11,7
A1211-11.75	11,75		76	142	94	11,75
A1211-11.8	11,8		76	142	94	11,8
A1211-11.9	11,9		87	151	101	11,9
A1211-15/32IN	11,906	15/32"	87	151	101	11,906
A1211-12	12		87	151	101	12
A1211-12.1	12,1		87	151	101	12,1
A1211-12.2	12,2		87	151	101	12,2
A1211-12.25	12,25		87	151	101	12,25
A1211-12.3	12,3		87	151	101	12,3
A1211-31/64IN	12,303	31/64"	87	151	101	12,303
A1211-12.4	12,4		87	151	101	12,4
A1211-12.5	12,5		87	151	101	12,5
A1211-12.6	12,6		87	151	101	12,6
A1211-1/2IN	12,7	1/2"	87	151	101	12,7
A1211-12.75	12,75		87	151	101	12,75
A1211-12.8	12,8		87	151	101	12,8
A1211-12.9	12,9		87	151	101	12,9
A1211-13	13		87	151	101	13
A1211-33/64IN	13,097		87	151	101	13,097
A1211-13.1	13,1		87	151	101	13,1
A1211-13.2	13,2		87	151	101	13,2
A1211-13.25	13,25		94	160	108	13,25
A1211-13.3	13,3		94	160	108	13,3
A1211-13.4	13,4		94	160	108	13,4
A1211-17/32IN	13,494	17/32"	94	160	108	13,494
A1211-13.5	13,5		94	160	108	13,5
A1211-13.6	13,6		94	160	108	13,6
A1211-13.7	13,7		94	160	108	13,7
A1211-13.75	13,75		94	160	108	13,75
A1211-13.8	13,8		94	160	108	13,8
A1211-35/64IN	13,891		94	160	108	13,891
A1211-13.9	13,9		94	160	108	13,9
A1211-14	14		94	160	108	14
A1211-14.1	14,1		99	169	114	14,1

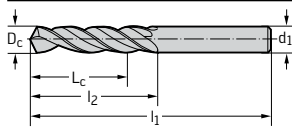
B1

刀具



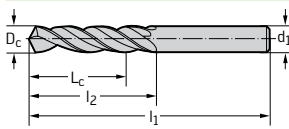
Cylindrical shank

牌号	h8	Dc Inch/Nr	Lc mm	l1 mm	l2 mm	f11
A1211-14.2	14,2		99	169	114	14,2
A1211-14.25	14,25		99	169	114	14,25
A1211-9/16IN	14,288	9/16"	99	169	114	14,288
A1211-14.3	14,3		99	169	114	14,3
A1211-14.5	14,5		99	169	114	14,5
A1211-37/64IN	14,684	37/64"	99	169	114	14,684
A1211-14.75	14,75		99	169	114	14,75
A1211-15	15		99	169	114	15
A1211-19/32IN	15,081	19/32"	104	178	120	15,081
A1211-15.2	15,2		104	178	120	15,2
A1211-15.25	15,25		104	178	120	15,25
A1211-39/64IN	15,478	39/64"	104	178	120	15,478
A1211-15.5	15,5		104	178	120	15,5
A1211-15.75	15,75		104	178	120	15,75
A1211-5/8IN	15,875	5/8"	104	178	120	15,875
A1211-16	16		104	178	120	16
A1211-41/64IN	16,272		108	184	125	16,272
A1211-16.5	16,5		108	184	125	16,5
A1211-21/32IN	16,669		108	184	125	16,669
A1211-17	17		108	184	125	17
A1211-43/64IN	17,066		112	191	130	17,066
A1211-11/16IN	17,463		112	191	130	17,463
A1211-17.5	17,5		112	191	130	17,5
A1211-18	18		112	191	130	18
A1211-18.5	18,5		116	198	135	18,5
A1211-19	19		116	198	135	19
A1211-19.5	19,5		120	205	140	19,5
A1211-20	20		120	205	140	20
A1211-21	21		123	213	145	21
A1211-22	22		127	221	150	22
A1211TIN-0.5	0,5		5,2	22	6	0,5
A1211TIN-0.6	0,6		6,1	24	7	0,6
A1211TIN-0.7	0,7		7,8	28	9	0,7
A1211TIN-0.8	0,8		8,7	30	10	0,8
A1211TIN-0.9	0,9		9,5	32	11	0,9
A1211TIN-1	1		10	34	12	1
A1211TIN-1.1	1,1		12	36	14	1,1
A1211TIN-1.2	1,2		14	38	16	1,2
A1211TIN-1.3	1,3		14	38	16	1,3
A1211TIN-1.4	1,4		15	40	18	1,4
A1211TIN-1.5	1,5		15	40	18	1,5
A1211TIN-1.6	1,6		17	43	20	1,6
A1211TIN-1.7	1,7		17	43	20	1,7
A1211TIN-1.8	1,8		19	46	22	1,8
A1211TIN-1.9	1,9		19	46	22	1,9
A1211TIN-2	2		20	49	24	2
A1211TIN-2.1	2,1		20	49	24	2,1
A1211TIN-2.2	2,2		23	53	27	2,2



Cylindrical shank

刀具

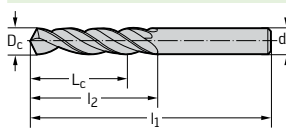


Cylindrical shank

牌号	h8	Dc inch/Nr	Lc mm	l1 mm	l2 mm	f11
A1211TIN-2.3	2,3		23	53	27	2,3
A1211TIN-2.4	2,4		26	57	30	2,4
A1211TIN-2.5	2,5		26	57	30	2,5
A1211TIN-2.6	2,6		26	57	30	2,6
A1211TIN-2.7	2,7		28	61	33	2,7
A1211TIN-2.8	2,8		28	61	33	2,8
A1211TIN-2.9	2,9		28	61	33	2,9
A1211TIN-3	3		28	61	33	3
A1211TIN-3.1	3,1		30	65	36	3,1
A1211TIN-3.2	3,2		30	65	36	3,2
A1211TIN-3.3	3,3		30	65	36	3,3
A1211TIN-3.4	3,4		33	70	39	3,4
A1211TIN-3.5	3,5		33	70	39	3,5
A1211TIN-3.6	3,6		33	70	39	3,6
A1211TIN-3.7	3,7		33	70	39	3,7
A1211TIN-3.8	3,8		36	75	43	3,8
A1211TIN-3.9	3,9		36	75	43	3,9
A1211TIN-4	4		36	75	43	4
A1211TIN-4.1	4,1		36	75	43	4,1
A1211TIN-4.2	4,2		36	75	43	4,2
A1211TIN-4.3	4,3		39	80	47	4,3
A1211TIN-4.4	4,4		39	80	47	4,4
A1211TIN-4.5	4,5		39	80	47	4,5
A1211TIN-4.6	4,6		39	80	47	4,6
A1211TIN-4.7	4,7		39	80	47	4,7
A1211TIN-4.8	4,8		44	86	52	4,8
A1211TIN-4.9	4,9		44	86	52	4,9
A1211TIN-5	5		44	86	52	5
A1211TIN-5.1	5,1		44	86	52	5,1
A1211TIN-5.2	5,2		44	86	52	5,2
A1211TIN-5.3	5,3		44	86	52	5,3
A1211TIN-5.4	5,4		48	93	57	5,4
A1211TIN-5.5	5,5		48	93	57	5,5
A1211TIN-5.6	5,6		48	93	57	5,6
A1211TIN-5.7	5,7		48	93	57	5,7
A1211TIN-5.8	5,8		48	93	57	5,8
A1211TIN-5.9	5,9		48	93	57	5,9
A1211TIN-6	6		48	93	57	6
A1211TIN-6.1	6,1		52	101	63	6,1
A1211TIN-6.2	6,2		52	101	63	6,2
A1211TIN-6.3	6,3		52	101	63	6,3
A1211TIN-6.4	6,4		52	101	63	6,4
A1211TIN-6.5	6,5		52	101	63	6,5
A1211TIN-6.6	6,6		52	101	63	6,6
A1211TIN-6.7	6,7		52	101	63	6,7
A1211TIN-6.8	6,8		57	109	69	6,8
A1211TIN-6.9	6,9		57	109	69	6,9
A1211TIN-7	7		57	109	69	7

B1

刀具



Cylindrical shank

牌号	h8	Dc Inch/Nr	Lc mm	l1 mm	l2 mm	f11
A1211TIN-7.1	7.1		57	109	69	7.1
A1211TIN-7.2	7.2		57	109	69	7.2
A1211TIN-7.3	7.3		57	109	69	7.3
A1211TIN-7.4	7.4		57	109	69	7.4
A1211TIN-7.5	7.5		57	109	69	7.5
A1211TIN-7.6	7.6		62	117	75	7.6
A1211TIN-7.7	7.7		62	117	75	7.7
A1211TIN-7.8	7.8		62	117	75	7.8
A1211TIN-7.9	7.9		62	117	75	7.9
A1211TIN-8	8		62	117	75	8
A1211TIN-8.1	8.1		62	117	75	8.1
A1211TIN-8.2	8.2		62	117	75	8.2
A1211TIN-8.3	8.3		62	117	75	8.3
A1211TIN-8.4	8.4		62	117	75	8.4
A1211TIN-8.5	8.5		62	117	75	8.5
A1211TIN-8.6	8.6		66	125	81	8.6
A1211TIN-8.7	8.7		66	125	81	8.7
A1211TIN-8.8	8.8		66	125	81	8.8
A1211TIN-8.9	8.9		66	125	81	8.9
A1211TIN-9	9		66	125	81	9
A1211TIN-9.1	9.1		66	125	81	9.1
A1211TIN-9.2	9.2		66	125	81	9.2
A1211TIN-9.3	9.3		66	125	81	9.3
A1211TIN-9.4	9.4		66	125	81	9.4
A1211TIN-9.5	9.5		66	125	81	9.5
A1211TIN-9.6	9.6		71	133	87	9.6
A1211TIN-9.7	9.7		71	133	87	9.7
A1211TIN-9.8	9.8		71	133	87	9.8
A1211TIN-9.9	9.9		71	133	87	9.9
A1211TIN-10	10		71	133	87	10
A1211TIN-10.2	10.2		71	133	87	10.2
A1211TIN-10.5	10.5		71	133	87	10.5
A1211TIN-11	11		76	142	94	11
A1211TIN-11.5	11.5		76	142	94	11.5
A1211TIN-12	12		87	151	101	12
A1211TIN-12.5	12.5		87	151	101	12.5
A1211TIN-13	13		87	151	101	13
A1211TIN-13.5	13.5		94	160	108	13.5
A1211TIN-14	14		94	160	108	14
A1211TIN-14.5	14.5		99	169	114	14.5
A1211TIN-15	15		99	169	114	15
A1211TIN-16	16		104	178	120	16

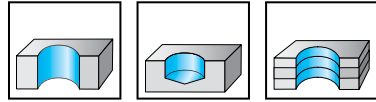
B1

高速钢麻花钻

DA110 Perform



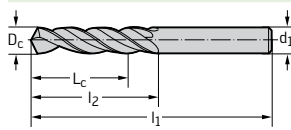
- 可以成套订购
- N 型



	P	M	K	N	S	H	O
WZ90AJ	●●	●	●●	●			●

B1

刀具



Cylindrical shank

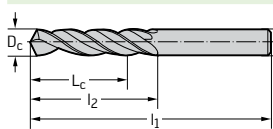
牌号	h8	Lc mm	l ₁ mm	l ₂ mm	f11	WZ90AJ
DA110-08-01.000U0-	1	10	34	12	1	☹
DA110-08-01.100U0-	1,1	12	36	14	1,1	☹
DA110-08-01.200U0-	1,2	14	38	16	1,2	☹
DA110-08-01.300U0-	1,3	14	38	16	1,3	☹
DA110-08-01.400U0-	1,4	15	40	18	1,4	☹
DA110-08-01.500U0-	1,5	15	40	18	1,5	☹
DA110-08-01.600U0-	1,6	17	43	20	1,6	☹
DA110-08-01.700U0-	1,7	17	43	20	1,7	☹
DA110-08-01.800U0-	1,8	19	46	22	1,8	☹
DA110-08-01.900U0-	1,9	19	46	22	1,9	☹
DA110-08-02.000U0-	2	20	49	24	2	☹
DA110-08-02.100U0-	2,1	20	49	24	2,1	☹
DA110-08-02.200U0-	2,2	23	53	27	2,2	☹
DA110-08-02.300U0-	2,3	23	53	27	2,3	☹
DA110-08-02.400U0-	2,4	26	57	30	2,4	☹
DA110-08-02.500U0-	2,5	26	57	30	2,5	☹
DA110-08-02.600U0-	2,6	26	57	30	2,6	☹
DA110-08-02.700U0-	2,7	28	61	33	2,7	☹
DA110-08-02.800U0-	2,8	28	61	33	2,8	☹
DA110-08-02.900U0-	2,9	28	61	33	2,9	☹
DA110-08-03.000U0-	3	28	61	33	3	☹
DA110-08-03.100U0-	3,1	30	65	36	3,1	☹
DA110-08-03.200U0-	3,2	30	65	36	3,2	☹
DA110-08-03.300U0-	3,3	30	65	36	3,3	☹
DA110-08-03.400U0-	3,4	33	70	39	3,4	☹
DA110-08-03.500U0-	3,5	33	70	39	3,5	☹
DA110-08-03.600U0-	3,6	33	70	39	3,6	☹
DA110-08-03.700U0-	3,7	33	70	39	3,7	☹
DA110-08-03.800U0-	3,8	36	75	43	3,8	☹
DA110-08-03.900U0-	3,9	36	75	43	3,9	☹
DA110-08-04.000U0-	4	36	75	43	4	☹
DA110-08-04.100U0-	4,1	36	75	43	4,1	☹
DA110-08-04.200U0-	4,2	36	75	43	4,2	☹
DA110-08-04.300U0-	4,3	39	80	47	4,3	☹
DA110-08-04.400U0-	4,4	39	80	47	4,4	☹

刀具材质订购示例 WZ90AJ: DA110-08-01.000U0-WZ90AJ

**WALTER
SELECT**

●● 主要应用 ● 其他应用
 最佳刀具, 用于... → 良好的 = 😊 → 一般的 = 😐 → 不利的 = ☹ 加工条件

刀具



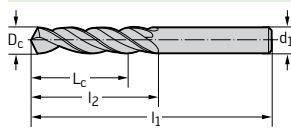
Cylindrical shank

牌号	h8	Lc mm	l1 mm	l2 mm	f11	WZ90AJ
DA110-08-04.500U0-	4,5	39	80	47	4,5	☞
DA110-08-04.600U0-	4,6	39	80	47	4,6	☞
DA110-08-04.700U0-	4,7	39	80	47	4,7	☞
DA110-08-04.800U0-	4,8	44	86	52	4,8	☞
DA110-08-04.900U0-	4,9	44	86	52	4,9	☞
DA110-08-05.000U0-	5	44	86	52	5	☞
DA110-08-05.100U0-	5,1	44	86	52	5,1	☞
DA110-08-05.200U0-	5,2	44	86	52	5,2	☞
DA110-08-05.300U0-	5,3	44	86	52	5,3	☞
DA110-08-05.400U0-	5,4	48	93	57	5,4	☞
DA110-08-05.500U0-	5,5	48	93	57	5,5	☞
DA110-08-05.600U0-	5,6	48	93	57	5,6	☞
DA110-08-05.700U0-	5,7	48	93	57	5,7	☞
DA110-08-05.800U0-	5,8	48	93	57	5,8	☞
DA110-08-05.900U0-	5,9	48	93	57	5,9	☞
DA110-08-06.000U0-	6	48	93	57	6	☞
DA110-08-06.100U0-	6,1	52	101	63	6,1	☞
DA110-08-06.200U0-	6,2	52	101	63	6,2	☞
DA110-08-06.300U0-	6,3	52	101	63	6,3	☞
DA110-08-06.400U0-	6,4	52	101	63	6,4	☞
DA110-08-06.500U0-	6,5	52	101	63	6,5	☞
DA110-08-06.600U0-	6,6	52	101	63	6,6	☞
DA110-08-06.700U0-	6,7	52	101	63	6,7	☞
DA110-08-06.800U0-	6,8	57	109	69	6,8	☞
DA110-08-06.900U0-	6,9	57	109	69	6,9	☞
DA110-08-07.000U0-	7	57	109	69	7	☞
DA110-08-07.100U0-	7,1	57	109	69	7,1	☞
DA110-08-07.200U0-	7,2	57	109	69	7,2	☞
DA110-08-07.300U0-	7,3	57	109	69	7,3	☞
DA110-08-07.400U0-	7,4	57	109	69	7,4	☞
DA110-08-07.500U0-	7,5	57	109	69	7,5	☞
DA110-08-07.600U0-	7,6	62	117	75	7,6	☞
DA110-08-07.700U0-	7,7	62	117	75	7,7	☞
DA110-08-07.800U0-	7,8	62	117	75	7,8	☞
DA110-08-07.900U0-	7,9	62	117	75	7,9	☞
DA110-08-08.000U0-	8	62	117	75	8	☞
DA110-08-08.100U0-	8,1	62	117	75	8,1	☞
DA110-08-08.200U0-	8,2	62	117	75	8,2	☞
DA110-08-08.300U0-	8,3	62	117	75	8,3	☞
DA110-08-08.400U0-	8,4	62	117	75	8,4	☞
DA110-08-08.500U0-	8,5	62	117	75	8,5	☞
DA110-08-08.600U0-	8,6	66	125	81	8,6	☞
DA110-08-08.700U0-	8,7	66	125	81	8,7	☞
DA110-08-08.800U0-	8,8	66	125	81	8,8	☞
DA110-08-08.900U0-	8,9	66	125	81	8,9	☞
DA110-08-09.000U0-	9	66	125	81	9	☞
DA110-08-09.100U0-	9,1	66	125	81	9,1	☞
DA110-08-09.200U0-	9,2	66	125	81	9,2	☞

刀具材质订购示例 WZ90AJ: DA110-08-01.000U0-WZ90AJ

B1

刀具



Cylindrical shank

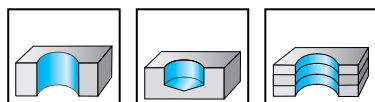
牌号	h8	L _c mm	l ₁ mm	l ₂ mm	f11	WZ90AJ
DA110-08-09.300U0-	9,3	66	125	81	9,3	☼
DA110-08-09.400U0-	9,4	66	125	81	9,4	☼
DA110-08-09.500U0-	9,5	66	125	81	9,5	☼
DA110-08-09.600U0-	9,6	71	133	87	9,6	☼
DA110-08-09.700U0-	9,7	71	133	87	9,7	☼
DA110-08-09.800U0-	9,8	71	133	87	9,8	☼
DA110-08-09.900U0-	9,9	71	133	87	9,9	☼
DA110-08-10.000U0-	10	71	133	87	10	☼
DA110-08-10.100U0-	10,1	71	133	87	10,1	☼
DA110-08-10.200U0-	10,2	71	133	87	10,2	☼
DA110-08-10.300U0-	10,3	71	133	87	10,3	☼
DA110-08-10.400U0-	10,4	71	133	87	10,4	☼
DA110-08-10.500U0-	10,5	71	133	87	10,5	☼
DA110-08-10.700U0-	10,7	76	142	94	10,7	☼
DA110-08-10.800U0-	10,8	76	142	94	10,8	☼
DA110-08-11.000U0-	11	76	142	94	11	☼
DA110-08-11.100U0-	11,1	76	142	94	11,1	☼
DA110-08-11.300U0-	11,3	76	142	94	11,3	☼
DA110-08-11.500U0-	11,5	76	142	94	11,5	☼
DA110-08-11.800U0-	11,8	76	142	94	11,8	☼
DA110-08-12.000U0-	12	87	151	101	12	☼
DA110-08-12.100U0-	12,1	87	151	101	12,1	☼
DA110-08-12.200U0-	12,2	87	151	101	12,2	☼
DA110-08-12.500U0-	12,5	87	151	101	12,5	☼
DA110-08-13.000U0-	13	87	151	101	13	☼
DA110-08-13.500U0-	13,5	94	160	108	13,5	☼
DA110-08-13.700U0-	13,7	94	160	108	13,7	☼
DA110-08-14.000U0-	14	94	160	108	14	☼
DA110-08-14.500U0-	14,5	99	169	114	14,5	☼
DA110-08-15.000U0-	15	99	169	114	15	☼
DA110-08-15.500U0-	15,5	104	178	120	15,5	☼
DA110-08-16.000U0-	16	104	178	120	16	☼

刀具材质订购示例 WZ90AJ: DA110-08-01.000U0-WZ90AJ

优质高速钢深孔钻，长型

A1549TFP

UFL®



	P	M	K	N	S	H	O
TFP	●●	●●	●●	●●	●		●

B1

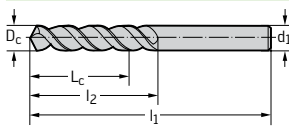
刀具		牌号	h8	L _c mm	l ₁ mm	l ₂ mm	f11
<p>Cylindrical shank</p>		A1549TFP-1	1	31	56	33	1
		A1549TFP-1.1	1.1	35	60	37	1.1
		A1549TFP-1.2	1.2	39	65	41	1.2
		A1549TFP-1.3	1.3	39	65	41	1.3
		A1549TFP-1.4	1.4	42	70	45	1.4
		A1549TFP-1.5	1.5	42	70	45	1.5
		A1549TFP-1.6	1.6	47	76	50	1.6
		A1549TFP-1.7	1.7	47	76	50	1.7
		A1549TFP-1.8	1.8	50	80	53	1.8
		A1549TFP-1.9	1.9	50	80	53	1.9
		A1549TFP-2	2	52	85	56	2
		A1549TFP-2.1	2.1	52	85	56	2.1
		A1549TFP-2.2	2.2	55	90	59	2.2
		A1549TFP-2.3	2.3	55	90	59	2.3
		A1549TFP-2.4	2.4	58	95	62	2.4
		A1549TFP-2.5	2.5	58	95	62	2.5
		A1549TFP-2.6	2.6	58	95	62	2.6
		A1549TFP-2.7	2.7	61	100	66	2.7
		A1549TFP-2.8	2.8	61	100	66	2.8
		A1549TFP-2.9	2.9	61	100	66	2.9
		A1549TFP-3	3	61	100	66	3
		A1549TFP-3.1	3.1	63	106	69	3.1
		A1549TFP-3.2	3.2	63	106	69	3.2
		A1549TFP-3.3	3.3	63	106	69	3.3
	A1549TFP-3.4	3.4	67	112	73	3.4	
	A1549TFP-3.5	3.5	67	112	73	3.5	
	A1549TFP-3.6	3.6	67	112	73	3.6	
	A1549TFP-3.7	3.7	67	112	73	3.7	
	A1549TFP-3.8	3.8	71	119	78	3.8	
	A1549TFP-3.9	3.9	71	119	78	3.9	
	A1549TFP-4	4	71	119	78	4	
	A1549TFP-4.1	4.1	71	119	78	4.1	
	A1549TFP-4.2	4.2	71	119	78	4.2	
	A1549TFP-4.3	4.3	74	126	82	4.3	
	A1549TFP-4.4	4.4	74	126	82	4.4	

WALTER
SELECT

最佳刀具，用于... → 良好的 = ☺ → 一般的 = ☹ → 不利的 = ☹ 加工条件

●● 主要应用 ● 其他应用

刀具

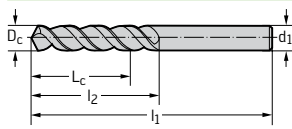


Cylindrical shank

牌号	h8	Lc mm	l1 mm	l2 mm	f11
A1549TFP-4.5	4,5	74	126	82	4,5
A1549TFP-4.6	4,6	74	126	82	4,6
A1549TFP-4.7	4,7	74	126	82	4,7
A1549TFP-4.8	4,8	79	132	87	4,8
A1549TFP-4.9	4,9	79	132	87	4,9
A1549TFP-5	5	79	132	87	5
A1549TFP-5.1	5,1	79	132	87	5,1
A1549TFP-5.2	5,2	79	132	87	5,2
A1549TFP-5.3	5,3	79	132	87	5,3
A1549TFP-5.4	5,4	82	139	91	5,4
A1549TFP-5.5	5,5	82	139	91	5,5
A1549TFP-5.6	5,6	82	139	91	5,6
A1549TFP-5.7	5,7	82	139	91	5,7
A1549TFP-5.8	5,8	82	139	91	5,8
A1549TFP-5.9	5,9	82	139	91	5,9
A1549TFP-6	6	82	139	91	6
A1549TFP-6.1	6,1	86	148	97	6,1
A1549TFP-6.2	6,2	86	148	97	6,2
A1549TFP-6.3	6,3	86	148	97	6,3
A1549TFP-6.4	6,4	86	148	97	6,4
A1549TFP-6.5	6,5	86	148	97	6,5
A1549TFP-6.6	6,6	86	148	97	6,6
A1549TFP-6.7	6,7	86	148	97	6,7
A1549TFP-6.8	6,8	90	156	102	6,8
A1549TFP-6.9	6,9	90	156	102	6,9
A1549TFP-7	7	90	156	102	7
A1549TFP-7.1	7,1	90	156	102	7,1
A1549TFP-7.2	7,2	90	156	102	7,2
A1549TFP-7.3	7,3	90	156	102	7,3
A1549TFP-7.4	7,4	90	156	102	7,4
A1549TFP-7.5	7,5	90	156	102	7,5
A1549TFP-7.6	7,6	96	165	109	7,6
A1549TFP-7.7	7,7	96	165	109	7,7
A1549TFP-7.8	7,8	96	165	109	7,8
A1549TFP-7.9	7,9	96	165	109	7,9
A1549TFP-8	8	96	165	109	8
A1549TFP-8.1	8,1	96	165	109	8,1
A1549TFP-8.2	8,2	96	165	109	8,2
A1549TFP-8.3	8,3	96	165	109	8,3
A1549TFP-8.4	8,4	96	165	109	8,4
A1549TFP-8.5	8,5	96	165	109	8,5
A1549TFP-8.6	8,6	100	175	115	8,6
A1549TFP-8.7	8,7	100	175	115	8,7
A1549TFP-8.8	8,8	100	175	115	8,8
A1549TFP-8.9	8,9	100	175	115	8,9
A1549TFP-9	9	100	175	115	9
A1549TFP-9.1	9,1	100	175	115	9,1
A1549TFP-9.3	9,3	100	175	115	9,3

B1

刀具



Cylindrical shank

牌号	h8	Lc mm	l1 mm	l2 mm	f11
A1549TFP-9.4	9,4	100	175	115	9,4
A1549TFP-9.5	9,5	100	175	115	9,5
A1549TFP-9.6	9,6	105	184	121	9,6
A1549TFP-9.7	9,7	105	184	121	9,7
A1549TFP-9.8	9,8	105	184	121	9,8
A1549TFP-9.9	9,9	105	184	121	9,9
A1549TFP-10	10	105	184	121	10
A1549TFP-10.2	10,2	105	184	121	10,2
A1549TFP-10.5	10,5	105	184	121	10,5
A1549TFP-11	11	110	195	128	11
A1549TFP-11.5	11,5	110	195	128	11,5
A1549TFP-12	12	120	205	134	12

B1

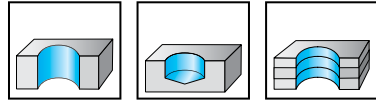
优质高速钢麻花钻, 长型

A1547

Alpha® XE



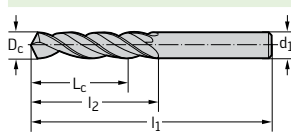
- 直径 1.9 mm 以内, 无涂层



	P	M	K	N	S	H	O
uncoated	●	●●	●●●	●	●●		●

B1

刀具



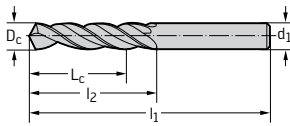
Cylindrical shank

牌号	h8	Dc Inch/Nr	Lc mm	l1 mm	l2 mm	f11
A1547-1	1		31	56	33	1
A1547-N060	1,016	No. 60	31	56	33	1,016
A1547-N059	1,041	No. 59	31	56	33	1,041
A1547-N058	1,067	No. 58	35	60	37	1,067
A1547-N057	1,092	No. 57	35	60	37	1,092
A1547-1.1	1,1		35	60	37	1,1
A1547-N056	1,181	No. 56	39	65	41	1,181
A1547-3/64IN	1,191	3/64"	39	65	41	1,191
A1547-1.2	1,2		39	65	41	1,2
A1547-1.3	1,3		39	65	41	1,3
A1547-N055	1,321	No. 55	42	70	45	1,321
A1547-1.4	1,4		42	70	45	1,4
A1547-1.5	1,5		42	70	45	1,5
A1547-N053	1,511	No. 53	47	76	50	1,511
A1547-1/16IN	1,588	1/16"	47	76	50	1,588
A1547-1.6	1,6		47	76	50	1,6
A1547-N052	1,613	No. 52	47	76	50	1,613
A1547-1.7	1,7		47	76	50	1,7
A1547-N051	1,702	No. 51	50	80	53	1,702
A1547-N050	1,778	No. 50	50	80	53	1,778
A1547-1.8	1,8		50	80	53	1,8
A1547-N049	1,854	No. 49	50	80	53	1,854
A1547-1.9	1,9		50	80	53	1,9
A1547-N048	1,93	No. 48	52	85	56	1,93
A1547-5/64IN	1,984	5/64"	52	85	56	1,984
A1547-N047	1,994	No. 47	52	85	56	1,994
A1547-2	2		52	85	56	2
A1547-N046	2,057	No. 46	52	85	56	2,057
A1547-N045	2,083	No. 45	52	85	56	2,083
A1547-2.1	2,1		52	85	56	2,1
A1547-N044	2,184	No. 44	55	90	59	2,184
A1547-2.2	2,2		55	90	59	2,2
A1547-N043	2,261	No. 43	55	90	59	2,261
A1547-2.3	2,3		55	90	59	2,3
A1547-N042	2,375	No. 42	58	95	62	2,375

**WALTER
SELECT**

●● 主要应用 ● 其他应用
 最佳刀具, 用于... → 良好的 = 😊 → 一般的 = 😐 → 不利的 = ☹️ 加工条件

刀具

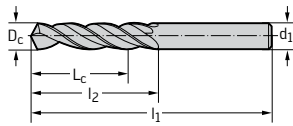


Cylindrical shank

牌号	h8	Dc Inch/Nr	Lc mm	l1 mm	l2 mm	f11
A1547-3/32IN	2,381	3/32"	58	95	62	2,381
A1547-2.4	2,4		58	95	62	2,4
A1547-N041	2,438	No. 41	58	95	62	2,438
A1547-N040	2,489	No. 40	58	95	62	2,489
A1547-2.5	2,5		58	95	62	2,5
A1547-N038	2,578	No. 38	58	95	62	2,578
A1547-2.6	2,6		58	95	62	2,6
A1547-N037	2,642	No. 37	58	95	62	2,642
A1547-2.7	2,7		61	100	66	2,7
A1547-7/64IN	2,778	7/64"	61	100	66	2,778
A1547-N035	2,794	No. 35	61	100	66	2,794
A1547-2.8	2,8		61	100	66	2,8
A1547-N033	2,87	No. 33	61	100	66	2,87
A1547-2.9	2,9		61	100	66	2,9
A1547-N032	2,946	No. 32	61	100	66	2,946
A1547-3	3		61	100	66	3
A1547-N031	3,048	No. 31	63	106	69	3,048
A1547-3.1	3,1		63	106	69	3,1
A1547-1/8IN	3,175	1/8"	63	106	69	3,175
A1547-3.2	3,2		63	106	69	3,2
A1547-N030	3,264	No. 30	63	106	69	3,264
A1547-3.3	3,3		63	106	69	3,3
A1547-3.4	3,4		67	112	73	3,4
A1547-3.5	3,5		67	112	73	3,5
A1547-9/64IN	3,572	9/64"	67	112	73	3,572
A1547-3.6	3,6		67	112	73	3,6
A1547-3.7	3,7		67	112	73	3,7
A1547-3.8	3,8		71	119	78	3,8
A1547-3.9	3,9		71	119	78	3,9
A1547-5/32IN	3,969	5/32"	71	119	78	3,969
A1547-4	4		71	119	78	4
A1547-4.1	4,1		71	119	78	4,1
A1547-4.2	4,2		71	119	78	4,2
A1547-4.3	4,3		74	126	82	4,3
A1547-11/64IN	4,366	11/64"	74	126	82	4,366
A1547-4.4	4,4		74	126	82	4,4
A1547-4.5	4,5		74	126	82	4,5
A1547-4.6	4,6		74	126	82	4,6
A1547-4.7	4,7		74	126	82	4,7
A1547-3/16IN	4,763	3/16"	79	132	87	4,763
A1547-4.8	4,8		79	132	87	4,8
A1547-4.9	4,9		79	132	87	4,9
A1547-5	5		79	132	87	5
A1547-5.1	5,1		79	132	87	5,1
A1547-13/64IN	5,159	13/64"	79	132	87	5,159
A1547-5.2	5,2		79	132	87	5,2
A1547-5.4	5,4		82	139	91	5,4
A1547-5.5	5,5		82	139	91	5,5

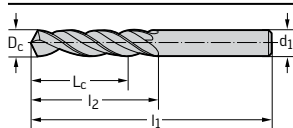
B1

刀具



Cylindrical shank

牌号	h8	Dc inch/Nr	Lc mm	l1 mm	l2 mm	f11
A1547-7/32IN	5,556	7/32"	82	139	91	5,556
A1547-5.6	5,6		82	139	91	5,6
A1547-5.7	5,7		82	139	91	5,7
A1547-5.8	5,8		82	139	91	5,8
A1547-5.9	5,9		82	139	91	5,9
A1547-15/64IN	5,953	15/64"	82	139	91	5,953
A1547-6	6		82	139	91	6
A1547-6.1	6,1		86	148	97	6,1
A1547-6.2	6,2		86	148	97	6,2
A1547-6.3	6,3		86	148	97	6,3
A1547-1/4IN	6,35	1/4"	86	148	97	6,35
A1547-6.4	6,4		86	148	97	6,4
A1547-6.5	6,5		86	148	97	6,5
A1547-6.6	6,6		86	148	97	6,6
A1547-6.7	6,7		86	148	97	6,7
A1547-17/64IN	6,747	17/64"	90	156	102	6,747
A1547-6.8	6,8		90	156	102	6,8
A1547-7	7		90	156	102	7
A1547-9/32IN	7,144	9/32"	90	156	102	7,144
A1547-7.2	7,2		90	156	102	7,2
A1547-7.4	7,4		90	156	102	7,4
A1547-7.5	7,5		90	156	102	7,5
A1547-7.6	7,6		96	165	109	7,6
A1547-7.7	7,7		96	165	109	7,7
A1547-7.8	7,8		96	165	109	7,8
A1547-7.9	7,9		96	165	109	7,9
A1547-5/16IN	7,938	5/16"	96	165	109	7,938
A1547-8	8		96	165	109	8
A1547-8.1	8,1		96	165	109	8,1
A1547-8.2	8,2		96	165	109	8,2
A1547-8.3	8,3		96	165	109	8,3
A1547-21/64IN	8,334	21/64"	96	165	109	8,334
A1547-8.5	8,5		96	165	109	8,5
A1547-8.6	8,6		100	175	115	8,6
A1547-8.7	8,7		100	175	115	8,7
A1547-11/32IN	8,731	11/32"	100	175	115	8,731
A1547-8.8	8,8		100	175	115	8,8
A1547-9	9		100	175	115	9
A1547-23/64IN	9,128	23/64"	100	175	115	9,128
A1547-3/8IN	9,525	3/8"	105	184	121	9,525
A1547-25/64IN	9,922	25/64"	105	184	121	9,922
A1547-10	10		105	184	121	10
A1547-10.2	10,2		105	184	121	10,2
A1547-13/32IN	10,319	13/32"	105	184	121	10,319
A1547-10.5	10,5		105	184	121	10,5
A1547-27/64IN	10,716	27/64"	110	195	128	10,716
A1547-11	11		110	195	128	11
A1547-7/16IN	11,113	7/16"	110	195	128	11,113
A1547-11.5	11,5		110	195	128	11,5
A1547-15/32IN	11,906	15/32"	120	205	134	11,906
A1547-12	12		120	205	134	12
A1547-31/64IN	12,303	31/64"	120	205	134	12,303
A1547-1/2IN	12,7	1/2"	120	205	134	12,7

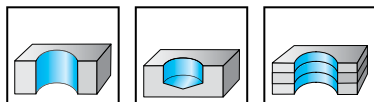


Cylindrical shank

优质高速钢麻花钻，长型

A1544

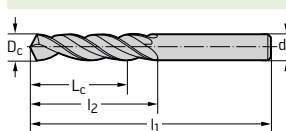
VA



	P	M	K	N	S	H	O
uncoated	●	●●	●	●	●●	●	●

B1

刀具



Cylindrical shank

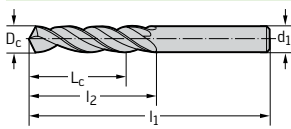
牌号	h8	Lc mm	l1 mm	l2 mm	f11
A1544-1	1	31	56	33	1
A1544-1.1	1.1	35	60	37	1.1
A1544-1.2	1.2	39	65	41	1.2
A1544-1.3	1.3	39	65	41	1.3
A1544-1.4	1.4	42	70	45	1.4
A1544-1.5	1.5	42	70	45	1.5
A1544-1.6	1.6	47	76	50	1.6
A1544-1.7	1.7	47	76	50	1.7
A1544-1.8	1.8	50	80	53	1.8
A1544-1.9	1.9	50	80	53	1.9
A1544-2	2	52	85	56	2
A1544-2.1	2.1	52	85	56	2.1
A1544-2.2	2.2	55	90	59	2.2
A1544-2.3	2.3	55	90	59	2.3
A1544-2.4	2.4	58	95	62	2.4
A1544-2.5	2.5	58	95	62	2.5
A1544-2.6	2.6	58	95	62	2.6
A1544-2.7	2.7	61	100	66	2.7
A1544-2.8	2.8	61	100	66	2.8
A1544-2.9	2.9	61	100	66	2.9
A1544-3	3	61	100	66	3
A1544-3.1	3.1	63	106	69	3.1
A1544-3.2	3.2	63	106	69	3.2
A1544-3.3	3.3	63	106	69	3.3
A1544-3.4	3.4	67	112	73	3.4
A1544-3.5	3.5	67	112	73	3.5
A1544-3.6	3.6	67	112	73	3.6
A1544-3.7	3.7	67	112	73	3.7
A1544-3.8	3.8	71	119	78	3.8
A1544-3.9	3.9	71	119	78	3.9
A1544-4	4	71	119	78	4
A1544-4.1	4.1	71	119	78	4.1
A1544-4.2	4.2	71	119	78	4.2
A1544-4.3	4.3	74	126	82	4.3
A1544-4.4	4.4	74	126	82	4.4

WALTER
SELECT

最佳刀具，用于... → 良好的 = ☺ → 一般的 = ☹ → 不利的 = ☹ 加工条件

●● 主要应用 ● 其他应用

刀具

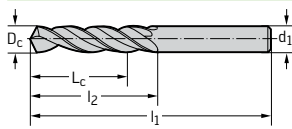


Cylindrical shank

牌号	h8	Lc mm	l1 mm	l2 mm	f11
A1544-4.5	4,5	74	126	82	4,5
A1544-4.6	4,6	74	126	82	4,6
A1544-4.7	4,7	74	126	82	4,7
A1544-4.8	4,8	79	132	87	4,8
A1544-4.9	4,9	79	132	87	4,9
A1544-5	5	79	132	87	5
A1544-5.1	5,1	79	132	87	5,1
A1544-5.2	5,2	79	132	87	5,2
A1544-5.3	5,3	79	132	87	5,3
A1544-5.4	5,4	82	139	91	5,4
A1544-5.5	5,5	82	139	91	5,5
A1544-5.6	5,6	82	139	91	5,6
A1544-5.7	5,7	82	139	91	5,7
A1544-5.8	5,8	82	139	91	5,8
A1544-5.9	5,9	82	139	91	5,9
A1544-6	6	82	139	91	6
A1544-6.1	6,1	86	148	97	6,1
A1544-6.2	6,2	86	148	97	6,2
A1544-6.3	6,3	86	148	97	6,3
A1544-6.4	6,4	86	148	97	6,4
A1544-6.5	6,5	86	148	97	6,5
A1544-6.6	6,6	86	148	97	6,6
A1544-6.7	6,7	86	148	97	6,7
A1544-6.8	6,8	90	156	102	6,8
A1544-6.9	6,9	90	156	102	6,9
A1544-7	7	90	156	102	7
A1544-7.1	7,1	90	156	102	7,1
A1544-7.2	7,2	90	156	102	7,2
A1544-7.3	7,3	90	156	102	7,3
A1544-7.4	7,4	90	156	102	7,4
A1544-7.5	7,5	90	156	102	7,5
A1544-7.6	7,6	96	165	109	7,6
A1544-7.7	7,7	96	165	109	7,7
A1544-7.8	7,8	96	165	109	7,8
A1544-7.9	7,9	96	165	109	7,9
A1544-8	8	96	165	109	8
A1544-8.1	8,1	96	165	109	8,1
A1544-8.2	8,2	96	165	109	8,2
A1544-8.3	8,3	96	165	109	8,3
A1544-8.4	8,4	96	165	109	8,4
A1544-8.5	8,5	96	165	109	8,5
A1544-8.6	8,6	100	175	115	8,6
A1544-8.7	8,7	100	175	115	8,7
A1544-8.8	8,8	100	175	115	8,8
A1544-8.9	8,9	100	175	115	8,9
A1544-9	9	100	175	115	9
A1544-9.1	9,1	100	175	115	9,1
A1544-9.2	9,2	100	175	115	9,2

B1

刀具



Cylindrical shank

牌号	h8	Lc mm	l1 mm	l2 mm	f11
A1544-9.3	9,3	100	175	115	9,3
A1544-9.4	9,4	100	175	115	9,4
A1544-9.5	9,5	100	175	115	9,5
A1544-9.6	9,6	105	184	121	9,6
A1544-9.7	9,7	105	184	121	9,7
A1544-9.8	9,8	105	184	121	9,8
A1544-9.9	9,9	105	184	121	9,9
A1544-10	10	105	184	121	10
A1544-10.2	10,2	105	184	121	10,2
A1544-10.5	10,5	105	184	121	10,5
A1544-10.8	10,8	110	195	128	10,8
A1544-11	11	110	195	128	11
A1544-11.2	11,2	110	195	128	11,2
A1544-11.5	11,5	110	195	128	11,5
A1544-11.8	11,8	110	195	128	11,8
A1544-12	12	120	205	134	12

B1

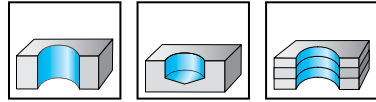
高速钢深孔钻，长型

A1522

UFL®



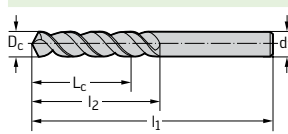
- 直径 1.9 mm 以内，无涂层



	P	M	K	N	S	H	O
uncoated	●●	●	●●	●●	●		●

B1

刀具



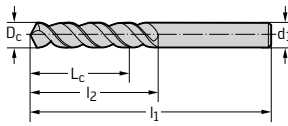
Cylindrical shank

牌号	h8	Dc Inch/Nr	Lc mm	l1 mm	l2 mm	f11
A1522-1	1		31	56	33	1
A1522-N060	1,016	No. 60	31	56	33	1,016
A1522-N059	1,041	No. 59	31	56	33	1,041
A1522-N058	1,067	No. 58	35	60	37	1,067
A1522-N057	1,092	No. 57	35	60	37	1,092
A1522-1.1	1,1		35	60	37	1,1
A1522-N056	1,181	No. 56	39	65	41	1,181
A1522-3/64IN	1,191	3/64"	39	65	41	1,191
A1522-1.2	1,2		39	65	41	1,2
A1522-1.3	1,3		39	65	41	1,3
A1522-N055	1,321	No. 55	42	70	45	1,321
A1522-N054	1,397	No. 54	42	70	45	1,397
A1522-1.4	1,4		42	70	45	1,4
A1522-1.5	1,5		42	70	45	1,5
A1522-N053	1,511	No. 53	47	76	50	1,511
A1522-1/16IN	1,588	1/16"	47	76	50	1,588
A1522-1.6	1,6		47	76	50	1,6
A1522-N052	1,613	No. 52	47	76	50	1,613
A1522-1.7	1,7		47	76	50	1,7
A1522-N051	1,702	No. 51	50	80	53	1,702
A1522-N050	1,778	No. 50	50	80	53	1,778
A1522-1.8	1,8		50	80	53	1,8
A1522-N049	1,854	No. 49	50	80	53	1,854
A1522-1.9	1,9		50	80	53	1,9
A1522-N048	1,93	No. 48	52	85	56	1,93
A1522-5/64IN	1,984	5/64"	52	85	56	1,984
A1522-N047	1,994	No. 47	52	85	56	1,994
A1522-2	2		52	85	56	2
A1522-N046	2,057	No. 46	52	85	56	2,057
A1522-N045	2,083	No. 45	52	85	56	2,083
A1522-2.1	2,1		52	85	56	2,1
A1522-N044	2,184	No. 44	55	90	59	2,184
A1522-2.2	2,2		55	90	59	2,2
A1522-N043	2,261	No. 43	55	90	59	2,261
A1522-2.3	2,3		55	90	59	2,3

**WALTER
SELECT**

●● 主要应用 ● 其他应用
 最佳刀具，用于... → 良好的 = ☺ → 一般的 = ☹ → 不利的 = ☹ 加工条件

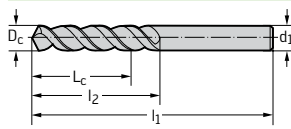
刀具



Cylindrical shank

牌号	h8	Dc Inch/Nr	Lc mm	l1 mm	l2 mm	f11
A1522-N042	2,375	No. 42	58	95	62	2,375
A1522-3/32IN	2,381	3/32"	58	95	62	2,381
A1522-2.4	2,4		58	95	62	2,4
A1522-N041	2,438	No. 41	58	95	62	2,438
A1522-N040	2,489	No. 40	58	95	62	2,489
A1522-2.5	2,5		58	95	62	2,5
A1522-N039	2,527	No. 39	58	95	62	2,527
A1522-N038	2,578	No. 38	58	95	62	2,578
A1522-2.6	2,6		58	95	62	2,6
A1522-N037	2,642	No. 37	58	95	62	2,642
A1522-2.7	2,7		61	100	66	2,7
A1522-N036	2,705	No. 36	61	100	66	2,705
A1522-7/64IN	2,778	7/64"	61	100	66	2,778
A1522-N035	2,794	No. 35	61	100	66	2,794
A1522-2.8	2,8		61	100	66	2,8
A1522-N034	2,819	No. 34	61	100	66	2,819
A1522-N033	2,87	No. 33	61	100	66	2,87
A1522-2.9	2,9		61	100	66	2,9
A1522-N032	2,946	No. 32	61	100	66	2,946
A1522-3	3		61	100	66	3
A1522-N031	3,048	No. 31	63	106	69	3,048
A1522-3.1	3,1		63	106	69	3,1
A1522-1/8IN	3,175	1/8"	63	106	69	3,175
A1522-3.2	3,2		63	106	69	3,2
A1522-N030	3,264	No. 30	63	106	69	3,264
A1522-3.3	3,3		63	106	69	3,3
A1522-3.4	3,4		67	112	73	3,4
A1522-N029	3,454	No. 29	67	112	73	3,454
A1522-3.5	3,5		67	112	73	3,5
A1522-N028	3,569	No. 28	67	112	73	3,569
A1522-9/64IN	3,572	9/64"	67	112	73	3,572
A1522-3.6	3,6		67	112	73	3,6
A1522-N027	3,658	No. 27	67	112	73	3,658
A1522-3.7	3,7		67	112	73	3,7
A1522-N026	3,734	No. 26	67	112	73	3,734
A1522-N025	3,797	No. 25	71	119	78	3,797
A1522-3.8	3,8		71	119	78	3,8
A1522-N024	3,861	No. 24	71	119	78	3,861
A1522-3.9	3,9		71	119	78	3,9
A1522-N023	3,912	No. 23	71	119	78	3,912
A1522-5/32IN	3,969	5/32"	71	119	78	3,969
A1522-N022	3,988	No. 22	71	119	78	3,988
A1522-4	4		71	119	78	4
A1522-N021	4,039	No. 21	71	119	78	4,039
A1522-N020	4,089	No. 20	71	119	78	4,089
A1522-4.1	4,1		71	119	78	4,1
A1522-4.2	4,2		71	119	78	4,2
A1522-N019	4,216	No. 19	71	119	78	4,216

刀具

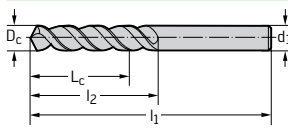


Cylindrical shank

牌号	h8	Dc inch/Nr	Lc mm	l1 mm	l2 mm	f11
A1522-4.3	4,3		74	126	82	4,3
A1522-N018	4,305	No. 18	74	126	82	4,305
A1522-11/64IN	4,366	11/64"	74	126	82	4,366
A1522-N017	4,394	No. 17	74	126	82	4,394
A1522-4.4	4,4		74	126	82	4,4
A1522-N016	4,496	No. 16	74	126	82	4,496
A1522-4.5	4,5		74	126	82	4,5
A1522-N015	4,572	No. 15	74	126	82	4,572
A1522-4.6	4,6		74	126	82	4,6
A1522-N014	4,623	No. 14	74	126	82	4,623
A1522-N013	4,699	No. 13	74	126	82	4,699
A1522-4.7	4,7		74	126	82	4,7
A1522-3/16IN	4,763	3/16"	79	132	87	4,763
A1522-4.8	4,8		79	132	87	4,8
A1522-N011	4,851	No. 11	79	132	87	4,851
A1522-4.9	4,9		79	132	87	4,9
A1522-N010	4,915	No. 10	79	132	87	4,915
A1522-N09	4,978	No. 09	79	132	87	4,978
A1522-5	5		79	132	87	5
A1522-N08	5,055	No. 08	79	132	87	5,055
A1522-5.1	5,1		79	132	87	5,1
A1522-N07	5,105	No. 07	79	132	87	5,105
A1522-13/64IN	5,159	13/64"	79	132	87	5,159
A1522-N06	5,182	No. 06	79	132	87	5,182
A1522-5.2	5,2		79	132	87	5,2
A1522-N05	5,22	No. 05	79	132	87	5,22
A1522-5.3	5,3		79	132	87	5,3
A1522-N04	5,309	No. 04	82	139	91	5,309
A1522-5.4	5,4		82	139	91	5,4
A1522-N03	5,41	No. 03	82	139	91	5,41
A1522-5.5	5,5		82	139	91	5,5
A1522-7/32IN	5,556	7/32"	82	139	91	5,556
A1522-5.6	5,6		82	139	91	5,6
A1522-N02	5,613	No. 02	82	139	91	5,613
A1522-5.7	5,7		82	139	91	5,7
A1522-N01	5,791	No. 01	82	139	91	5,791
A1522-5.8	5,8		82	139	91	5,8
A1522-5.9	5,9		82	139	91	5,9
A1522-15/64IN	5,953	15/64"	82	139	91	5,953
A1522-6	6		82	139	91	6
A1522-6.1	6,1		86	148	97	6,1
A1522-6.2	6,2		86	148	97	6,2
A1522-6.3	6,3		86	148	97	6,3
A1522-1/4IN	6,35	1/4"	86	148	97	6,35
A1522-6.4	6,4		86	148	97	6,4
A1522-6.5	6,5		86	148	97	6,5
A1522-6.6	6,6		86	148	97	6,6
A1522-6.7	6,7		86	148	97	6,7

B1

刀具

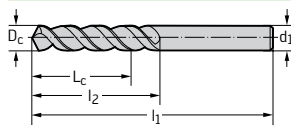


Cylindrical shank

牌号	h8	Dc Inch/Nr	Lc mm	l1 mm	l2 mm	f11
A1522-17/64IN	6,747	17/64"	90	156	102	6,747
A1522-6.8	6,8		90	156	102	6,8
A1522-6.9	6,9		90	156	102	6,9
A1522-7	7		90	156	102	7
A1522-7.1	7,1		90	156	102	7,1
A1522-9/32IN	7,144	9/32"	90	156	102	7,144
A1522-7.2	7,2		90	156	102	7,2
A1522-7.3	7,3		90	156	102	7,3
A1522-7.4	7,4		90	156	102	7,4
A1522-7.5	7,5		90	156	102	7,5
A1522-19/64IN	7,541	19/64"	96	165	109	7,541
A1522-7.6	7,6		96	165	109	7,6
A1522-7.7	7,7		96	165	109	7,7
A1522-7.8	7,8		96	165	109	7,8
A1522-7.9	7,9		96	165	109	7,9
A1522-5/16IN	7,938	5/16"	96	165	109	7,938
A1522-8	8		96	165	109	8
A1522-8.1	8,1		96	165	109	8,1
A1522-8.2	8,2		96	165	109	8,2
A1522-8.3	8,3		96	165	109	8,3
A1522-21/64IN	8,334	21/64"	96	165	109	8,334
A1522-8.4	8,4		96	165	109	8,4
A1522-8.5	8,5		96	165	109	8,5
A1522-8.6	8,6		100	175	115	8,6
A1522-8.7	8,7		100	175	115	8,7
A1522-11/32IN	8,731	11/32"	100	175	115	8,731
A1522-8.8	8,8		100	175	115	8,8
A1522-8.9	8,9		100	175	115	8,9
A1522-9	9		100	175	115	9
A1522-9.1	9,1		100	175	115	9,1
A1522-23/64IN	9,128	23/64"	100	175	115	9,128
A1522-9.2	9,2		100	175	115	9,2
A1522-9.3	9,3		100	175	115	9,3
A1522-9.4	9,4		100	175	115	9,4
A1522-9.5	9,5		100	175	115	9,5
A1522-3/8IN	9,525	3/8"	105	184	121	9,525
A1522-9.6	9,6		105	184	121	9,6
A1522-9.7	9,7		105	184	121	9,7
A1522-9.8	9,8		105	184	121	9,8
A1522-9.9	9,9		105	184	121	9,9
A1522-25/64IN	9,922	25/64"	105	184	121	9,922
A1522-10	10		105	184	121	10
A1522-10.2	10,2		105	184	121	10,2
A1522-13/32IN	10,319	13/32"	105	184	121	10,319
A1522-10.5	10,5		105	184	121	10,5
A1522-27/64IN	10,716	27/64"	110	195	128	10,716
A1522-10.8	10,8		110	195	128	10,8
A1522-11	11		110	195	128	11

B1

刀具



Cylindrical shank

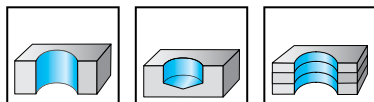
牌号	h8	Dc inch/Nr	Lc mm	l1 mm	l2 mm	f11
A1522-7/16IN	11,113	7/16"	110	195	128	11,113
A1522-11.2	11,2		110	195	128	11,2
A1522-11.5	11,5		110	195	128	11,5
A1522-29/64IN	11,509	29/64"	110	195	128	11,509
A1522-11.8	11,8		110	195	128	11,8
A1522-15/32IN	11,906	15/32"	120	205	134	11,906
A1522-12	12		120	205	134	12
A1522-31/64IN	12,303	31/64"	120	205	134	12,303
A1522-1/2IN	12,7	1/2"	120	205	134	12,7
A1522-9/16IN	14,288	9/16"	129	220	144	14,288
A1522-37/64IN	14,684	37/64"	129	220	144	14,684
A1522-39/64IN	15,478	39/64"	133	227	149	15,478
A1522-5/8IN	15,875	5/8"	133	227	149	15,875
A1522-21/32IN	16,669		137	235	154	16,669
A1522-11/16IN	17,463		140	241	158	17,463
A1522-3/4IN	19,05	3/4"	146	254	166	19,05
A1522-25/32IN	19,844		146	254	166	19,844
A1522-13/16IN	20,638		149	261	171	20,638
A1522-7/8IN	22,225	7/8"	153	268	176	22,225

高速钢麻花钻，长型

A1511



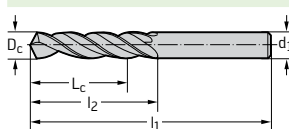
- 直径 3 mm 以内，无涂层
- N 型



	P	M	K	N	S	H	O
uncoated	●	●	●	●	●		●

B1

刀具



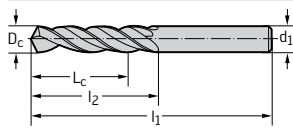
Cylindrical shank

牌号	h8	L _c mm	l ₁ mm	l ₂ mm	f11
A1511-0.5	0.5	11,2	32	12	0.5
A1511-0.6	0.6	14,1	35	15	0.6
A1511-0.7	0.7	19,8	42	21	0.7
A1511-0.8	0.8	23,7	46	25	0.8
A1511-0.9	0.9	27,5	51	29	0.9
A1511-1	1	31	56	33	1
A1511-1.1	1.1	35	60	37	1.1
A1511-1.2	1.2	39	65	41	1.2
A1511-1.3	1.3	39	65	41	1.3
A1511-1.4	1.4	42	70	45	1.4
A1511-1.5	1.5	42	70	45	1.5
A1511-1.6	1.6	47	76	50	1.6
A1511-1.65	1.65	47	76	50	1.65
A1511-1.7	1.7	47	76	50	1.7
A1511-1.75	1.75	50	80	53	1.75
A1511-1.8	1.8	50	80	53	1.8
A1511-1.9	1.9	50	80	53	1.9
A1511-2	2	52	85	56	2
A1511-2.05	2.05	52	85	56	2.05
A1511-2.1	2.1	52	85	56	2.1
A1511-2.2	2.2	55	90	59	2.2
A1511-2.25	2.25	55	90	59	2.25
A1511-2.3	2.3	55	90	59	2.3
A1511-2.4	2.4	58	95	62	2.4
A1511-2.5	2.5	58	95	62	2.5
A1511-2.6	2.6	58	95	62	2.6
A1511-2.7	2.7	61	100	66	2.7
A1511-2.8	2.8	61	100	66	2.8
A1511-2.9	2.9	61	100	66	2.9
A1511-3	3	61	100	66	3
A1511-3.1	3.1	63	106	69	3.1
A1511-3.15	3.15	63	106	69	3.15
A1511-3.2	3.2	63	106	69	3.2
A1511-3.3	3.3	63	106	69	3.3
A1511-3.4	3.4	67	112	73	3.4

WALTER
SELECT

●● 主要应用 ● 其他应用
最佳刀具，用于... → 良好的 = ☺ → 一般的 = ☹ → 不利的 = ☹ 加工条件

刀具

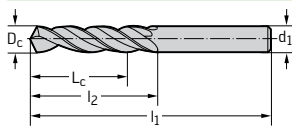


Cylindrical shank

牌号	h8	Lc mm	l1 mm	l2 mm	f11
A1511-3.5	3.5	67	112	73	3.5
A1511-3.6	3.6	67	112	73	3.6
A1511-3.7	3.7	67	112	73	3.7
A1511-3.8	3.8	71	119	78	3.8
A1511-3.9	3.9	71	119	78	3.9
A1511-4	4	71	119	78	4
A1511-4.1	4.1	71	119	78	4.1
A1511-4.2	4.2	71	119	78	4.2
A1511-4.25	4.25	71	119	78	4.25
A1511-4.3	4.3	74	126	82	4.3
A1511-4.4	4.4	74	126	82	4.4
A1511-4.5	4.5	74	126	82	4.5
A1511-4.6	4.6	74	126	82	4.6
A1511-4.7	4.7	74	126	82	4.7
A1511-4.75	4.75	74	126	82	4.75
A1511-4.8	4.8	79	132	87	4.8
A1511-4.9	4.9	79	132	87	4.9
A1511-5	5	79	132	87	5
A1511-5.1	5.1	79	132	87	5.1
A1511-5.2	5.2	79	132	87	5.2
A1511-5.25	5.25	79	132	87	5.25
A1511-5.3	5.3	79	132	87	5.3
A1511-5.4	5.4	82	139	91	5.4
A1511-5.5	5.5	82	139	91	5.5
A1511-5.6	5.6	82	139	91	5.6
A1511-5.7	5.7	82	139	91	5.7
A1511-5.75	5.75	82	139	91	5.75
A1511-5.8	5.8	82	139	91	5.8
A1511-5.9	5.9	82	139	91	5.9
A1511-6	6	82	139	91	6
A1511-6.1	6.1	86	148	97	6.1
A1511-6.2	6.2	86	148	97	6.2
A1511-6.3	6.3	86	148	97	6.3
A1511-6.4	6.4	86	148	97	6.4
A1511-6.5	6.5	86	148	97	6.5
A1511-6.6	6.6	86	148	97	6.6
A1511-6.7	6.7	86	148	97	6.7
A1511-6.75	6.75	90	156	102	6.75
A1511-6.8	6.8	90	156	102	6.8
A1511-6.9	6.9	90	156	102	6.9
A1511-7	7	90	156	102	7
A1511-7.1	7.1	90	156	102	7.1
A1511-7.2	7.2	90	156	102	7.2
A1511-7.25	7.25	90	156	102	7.25
A1511-7.3	7.3	90	156	102	7.3
A1511-7.4	7.4	90	156	102	7.4
A1511-7.5	7.5	90	156	102	7.5
A1511-7.6	7.6	96	165	109	7.6

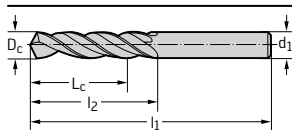
B1

刀具



Cylindrical shank

牌号	h8	Lc mm	l1 mm	l2 mm	f11
A1511-7.7	7,7	96	165	109	7,7
A1511-7.8	7,8	96	165	109	7,8
A1511-7.9	7,9	96	165	109	7,9
A1511-8	8	96	165	109	8
A1511-8.1	8,1	96	165	109	8,1
A1511-8.2	8,2	96	165	109	8,2
A1511-8.3	8,3	96	165	109	8,3
A1511-8.4	8,4	96	165	109	8,4
A1511-8.5	8,5	96	165	109	8,5
A1511-8.6	8,6	100	175	115	8,6
A1511-8.7	8,7	100	175	115	8,7
A1511-8.75	8,75	100	175	115	8,75
A1511-8.8	8,8	100	175	115	8,8
A1511-8.9	8,9	100	175	115	8,9
A1511-9	9	100	175	115	9
A1511-9.1	9,1	100	175	115	9,1
A1511-9.2	9,2	100	175	115	9,2
A1511-9.25	9,25	100	175	115	9,25
A1511-9.3	9,3	100	175	115	9,3
A1511-9.4	9,4	100	175	115	9,4
A1511-9.5	9,5	100	175	115	9,5
A1511-9.6	9,6	105	184	121	9,6
A1511-9.7	9,7	105	184	121	9,7
A1511-9.75	9,75	105	184	121	9,75
A1511-9.8	9,8	105	184	121	9,8
A1511-9.9	9,9	105	184	121	9,9
A1511-10	10	105	184	121	10
A1511-10.1	10,1	105	184	121	10,1
A1511-10.2	10,2	105	184	121	10,2
A1511-10.3	10,3	105	184	121	10,3
A1511-10.4	10,4	105	184	121	10,4
A1511-10.5	10,5	105	184	121	10,5
A1511-10.7	10,7	110	195	128	10,7
A1511-10.8	10,8	110	195	128	10,8
A1511-11	11	110	195	128	11
A1511-11.5	11,5	110	195	128	11,5
A1511-11.8	11,8	110	195	128	11,8
A1511-12	12	120	205	134	12
A1511-12.5	12,5	120	205	134	12,5
A1511-13	13	120	205	134	13
A1511-13.5	13,5	126	214	140	13,5
A1511-14	14	126	214	140	14
A1511-14.5	14,5	129	220	144	14,5
A1511-15	15	129	220	144	15
A1511-15.5	15,5	133	227	149	15,5
A1511-16	16	133	227	149	16
A1511-17	17	137	235	154	17
A1511-18	18	140	241	158	18
A1511-19	19	143	247	162	19
A1511-20	20	146	254	166	20
A1511-21	21	149	261	171	21
A1511-22	22	153	268	176	22



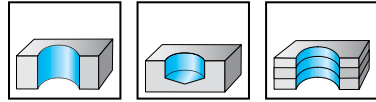
Cylindrical shank

B1

高速钢深孔钻，特长型

A1622

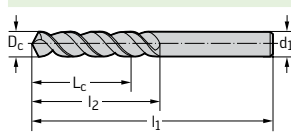
UFL®



	P	M	K	N	S	H	O
uncoated	●●	●	●●	●●	●		●

B1

刀具



Cylindrical shank

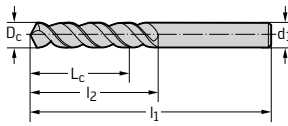
牌号	h8	Dc Inch/Nr	Lc mm	l1 mm	l2 mm	f11
A1622-2	2		81	125	85	2
A1622-2.1	2,1		81	125	85	2,1
A1622-2.2	2,2		86	135	90	2,2
A1622-2.3	2,3		86	135	90	2,3
A1622-3/32IN	2,381	3/32"	91	140	95	2,381
A1622-2.4	2,4		91	140	95	2,4
A1622-N040	2,489	No. 40	91	140	95	2,489
A1622-2.5	2,5		91	140	95	2,5
A1622-N039	2,527	No. 39	91	140	95	2,527
A1622-N038	2,578	No. 38	91	140	95	2,578
A1622-2.6	2,6		91	140	95	2,6
A1622-N037	2,642	No. 37	91	140	95	2,642
A1622-2.7	2,7		95	150	100	2,7
A1622-N036	2,705	No. 36	95	150	100	2,705
A1622-7/64IN	2,778	7/64"	95	150	100	2,778
A1622-N035	2,794	No. 35	95	150	100	2,794
A1622-2.8	2,8		95	150	100	2,8
A1622-N034	2,819	No. 34	95	150	100	2,819
A1622-N033	2,87	No. 33	95	150	100	2,87
A1622-2.9	2,9		95	150	100	2,9
A1622-N032	2,946	No. 32	95	150	100	2,946
A1622-3	3		95	150	100	3
A1622-N031	3,048	No. 31	99	155	105	3,048
A1622-3.1	3,1		99	155	105	3,1
A1622-1/8IN	3,175	1/8"	99	155	105	3,175
A1622-3.2	3,2		99	155	105	3,2
A1622-N030	3,264	No. 30	99	155	105	3,264
A1622-3.3	3,3		99	155	105	3,3
A1622-3.4	3,4		109	165	115	3,4
A1622-N029	3,454	No. 29	109	165	115	3,454
A1622-3.5	3,5		109	165	115	3,5
A1622-N028	3,569	No. 28	109	165	115	3,569
A1622-9/64IN	3,572	9/64"	109	165	115	3,572
A1622-3.6	3,6		109	165	115	3,6
A1622-N027	3,658	No. 27	109	165	115	3,658

 WALTER
SELECT

●● 主要应用 ● 其他应用

最佳刀具, 用于... → 良好的 = ☺ → 一般的 = ☹ → 不利的 = ☹ 加工条件

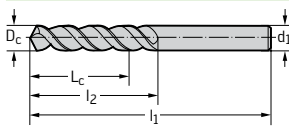
刀具



Cylindrical shank

牌号	h8	Dc Inch/Nr	Lc mm	l1 mm	l2 mm	f11
A1622-3.7	3,7		109	165	115	3,7
A1622-N026	3,734	No. 26	109	165	115	3,734
A1622-N025	3,797	No. 25	113	175	120	3,797
A1622-3.8	3,8		113	175	120	3,8
A1622-N024	3,861	No. 24	113	175	120	3,861
A1622-3.9	3,9		113	175	120	3,9
A1622-N023	3,912	No. 23	113	175	120	3,912
A1622-5/32IN	3,969	5/32"	113	175	120	3,969
A1622-N022	3,988	No. 22	113	175	120	3,988
A1622-4	4		113	175	120	4
A1622-N021	4,039	No. 21	113	175	120	4,039
A1622-N020	4,089	No. 20	113	175	120	4,089
A1622-4.1	4,1		113	175	120	4,1
A1622-4.2	4,2		113	175	120	4,2
A1622-N019	4,216	No. 19	113	175	120	4,216
A1622-4.3	4,3		117	185	125	4,3
A1622-N018	4,305	No. 18	117	185	125	4,305
A1622-11/64IN	4,366	11/64"	117	185	125	4,366
A1622-N017	4,394	No. 17	117	185	125	4,394
A1622-4.4	4,4		117	185	125	4,4
A1622-N016	4,496	No. 16	117	185	125	4,496
A1622-4.5	4,5		117	185	125	4,5
A1622-N015	4,572	No. 15	117	185	125	4,572
A1622-4.6	4,6		117	185	125	4,6
A1622-N014	4,623	No. 14	117	185	125	4,623
A1622-N013	4,699	No. 13	117	185	125	4,699
A1622-4.7	4,7		117	185	125	4,7
A1622-3/16IN	4,763	3/16"	127	195	135	4,763
A1622-4.8	4,8		127	195	135	4,8
A1622-N012	4,801	No. 12	127	195	135	4,801
A1622-N011	4,851	No. 11	127	195	135	4,851
A1622-4.9	4,9		127	195	135	4,9
A1622-N010	4,915	No. 10	127	195	135	4,915
A1622-N09	4,978	No. 09	127	195	135	4,978
A1622-5	5		127	195	135	5
A1622-N08	5,055	No. 08	127	195	135	5,055
A1622-5.1	5,1		127	195	135	5,1
A1622-N07	5,105	No. 07	127	195	135	5,105
A1622-13/64IN	5,159	13/64"	127	195	135	5,159
A1622-N06	5,182	No. 06	127	195	135	5,182
A1622-5.2	5,2		127	195	135	5,2
A1622-N05	5,22	No. 05	127	195	135	5,22
A1622-5.3	5,3		127	195	135	5,3
A1622-N04	5,309	No. 04	131	205	140	5,309
A1622-5.4	5,4		131	205	140	5,4
A1622-N03	5,41	No. 03	131	205	140	5,41
A1622-5.5	5,5		131	205	140	5,5
A1622-7/32IN	5,556	7/32"	131	205	140	5,556

刀具

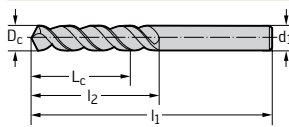


Cylindrical shank

牌号	h8	Dc inch/Nr	Lc mm	l1 mm	l2 mm	f11
A1622-5.6	5,6		131	205	140	5,6
A1622-N02	5,613	No. 02	131	205	140	5,613
A1622-5.7	5,7		131	205	140	5,7
A1622-N01	5,791	No. 01	131	205	140	5,791
A1622-5.8	5,8		131	205	140	5,8
A1622-5.9	5,9		131	205	140	5,9
A1622-15/64IN	5,953	15/64"	131	205	140	5,953
A1622-6	6		131	205	140	6
A1622-6.1	6,1		139	215	150	6,1
A1622-6.2	6,2		139	215	150	6,2
A1622-6.3	6,3		139	215	150	6,3
A1622-1/4IN	6,35	1/4"	139	215	150	6,35
A1622-6.4	6,4		139	215	150	6,4
A1622-6.5	6,5		139	215	150	6,5
A1622-6.6	6,6		139	215	150	6,6
A1622-6.7	6,7		139	215	150	6,7
A1622-17/64IN	6,747	17/64"	143	225	155	6,747
A1622-6.8	6,8		143	225	155	6,8
A1622-6.9	6,9		143	225	155	6,9
A1622-7	7		143	225	155	7
A1622-7.1	7,1		143	225	155	7,1
A1622-9/32IN	7,144	9/32"	143	225	155	7,144
A1622-7.2	7,2		143	225	155	7,2
A1622-7.3	7,3		143	225	155	7,3
A1622-7.4	7,4		143	225	155	7,4
A1622-7.5	7,5		143	225	155	7,5
A1622-19/64IN	7,541	19/64"	152	240	165	7,541
A1622-7.6	7,6		152	240	165	7,6
A1622-7.7	7,7		152	240	165	7,7
A1622-7.8	7,8		152	240	165	7,8
A1622-7.9	7,9		152	240	165	7,9
A1622-5/16IN	7,938	5/16"	152	240	165	7,938
A1622-8	8		152	240	165	8
A1622-8.1	8,1		152	240	165	8,1
A1622-8.2	8,2		152	240	165	8,2
A1622-8.3	8,3		152	240	165	8,3
A1622-21/64IN	8,334	21/64"	152	240	165	8,334
A1622-8.4	8,4		152	240	165	8,4
A1622-8.5	8,5		152	240	165	8,5
A1622-8.6	8,6		160	250	175	8,6
A1622-8.7	8,7		160	250	175	8,7
A1622-11/32IN	8,731	11/32"	160	250	175	8,731
A1622-8.8	8,8		160	250	175	8,8
A1622-8.9	8,9		160	250	175	8,9
A1622-9	9		160	250	175	9
A1622-9.1	9,1		160	250	175	9,1
A1622-23/64IN	9,128	23/64"	160	250	175	9,128
A1622-9.2	9,2		160	250	175	9,2

B1

刀具



Cylindrical shank

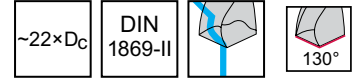
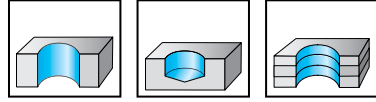
牌号	h8	Dc Inch/Nr	Lc mm	l1 mm	l2 mm	f11
A1622-9.3	9,3		160	250	175	9,3
A1622-9.4	9,4		160	250	175	9,4
A1622-9.5	9,5		160	250	175	9,5
A1622-3/8IN	9,525	3/8"	169	265	185	9,525
A1622-9.6	9,6		169	265	185	9,6
A1622-9.7	9,7		169	265	185	9,7
A1622-9.8	9,8		169	265	185	9,8
A1622-9.9	9,9		169	265	185	9,9
A1622-25/64IN	9,922	25/64"	169	265	185	9,922
A1622-10	10		169	265	185	10
A1622-13/32IN	10,319	13/32"	169	265	185	10,319
A1622-10.5	10,5		169	265	185	10,5
A1622-27/64IN	10,716	27/64"	177	280	195	10,716
A1622-11	11		177	280	195	11
A1622-7/16IN	11,113	7/16"	177	280	195	11,113
A1622-11.5	11,5		177	280	195	11,5
A1622-29/64IN	11,509	29/64"	177	280	195	11,509
A1622-15/32IN	11,906	15/32"	191	295	205	11,906
A1622-12	12		191	295	205	12
A1622-31/64IN	12,303	31/64"	191	295	205	12,303
A1622-1/2IN	12,7	1/2"	191	295	205	12,7

B1

高速钢深孔钻，特长型

A1722

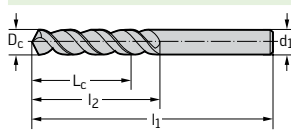
UFL®



B1

	P	M	K	N	S	H	O
uncoated	●●	●	●●	●●	●		●

刀具



Cylindrical shank

牌号	h8	L _c mm	l ₁ mm	l ₂ mm	f11
A1722-3	3	125	190	130	3
A1722-3.5	3.5	139	210	145	3.5
A1722-4	4	143	220	150	4
A1722-4.5	4.5	152	235	160	4.5
A1722-5	5	162	245	170	5
A1722-5.5	5.5	171	260	180	5.5
A1722-6	6	171	260	180	6
A1722-6.5	6.5	179	275	190	6.5
A1722-7	7	188	290	200	7
A1722-7.5	7.5	188	290	200	7.5
A1722-8	8	197	305	210	8
A1722-8.5	8.5	197	305	210	8.5
A1722-9	9	205	320	220	9
A1722-9.5	9.5	205	320	220	9.5
A1722-10	10	219	340	235	10
A1722-10.5	10.5	219	340	235	10.5
A1722-11	11	232	360	250	11
A1722-11.5	11.5	232	360	250	11.5
A1722-12	12	246	380	260	12

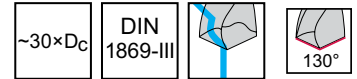
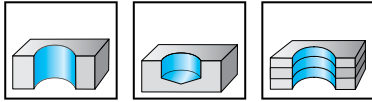
**WALTER
SELECT**

●● 主要应用 ● 其他应用
最佳刀具，用于... → 良好的 = 😊 → 一般的 = 😐 → 不利的 = ☹️ 加工条件

高速钢深孔钻，特长型

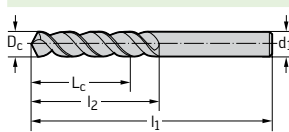
A1822

UFL®



	P	M	K	N	S	H	O
uncoated	●●	●	●●	●●	●		●

刀具



Cylindrical shank

牌号	h8	L _c mm	l ₁ mm	l ₂ mm	f11
A1822-3.5	3,5	174	265	180	3,5
A1822-4	4	183	280	190	4
A1822-4.5	4,5	192	295	200	4,5
A1822-5	5	202	315	210	5
A1822-5.5	5,5	216	330	225	5,5
A1822-6	6	216	330	225	6
A1822-6.5	6,5	224	350	235	6,5
A1822-7	7	238	370	250	7
A1822-7.5	7,5	238	370	250	7,5
A1822-8	8	252	390	265	8
A1822-8.5	8,5	252	390	265	8,5
A1822-9	9	265	410	280	9
A1822-9.5	9,5	265	410	280	9,5
A1822-10	10	279	430	295	10
A1822-10.5	10,5	279	430	295	10,5
A1822-11	11	287	450	305	11
A1822-11.5	11,5	287	450	305	11,5
A1822-12	12	291	480	305	12

B1

WALTER
SELECT

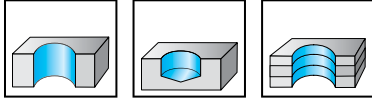
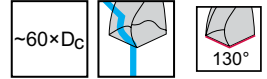
最佳刀具，用于... → 良好的 = 😊 → 一般的 = 😐 → 不利的 = ☹️ 加工条件

●● 主要应用 ● 其他应用

高速钢深孔钻，超长型

A1922S

UFL®



	P	M	K	N	S	H	O
uncoated	●●	●	●●	●●	●		●

B1

刀具

	牌号	h8	L _c mm	l ₁ mm	l ₂ mm	f11
<p>Cylindrical shank</p>	A1922S-6	6	389	500	400	6
	A1922S-6.5	6,5	389	500	400	6,5
	A1922S-7	7	389	500	400	7
	A1922S-8	8	536	650	550	8
	A1922S-9	9	536	650	550	9
	A1922S-10	10	680	800	700	10
	A1922S-11	11	680	800	700	11
	A1922S-12	12	680	800	700	12
	A1922S-13	13	680	800	700	13
	A1922S-14	14	680	800	700	14

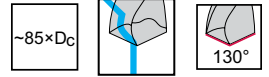
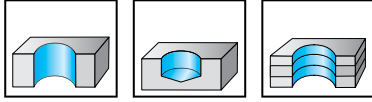
**WALTER
SELECT**

●● 主要应用 ● 其他应用
 最佳刀具，用于... → 良好的 = 😊 → 一般的 = 😐 → 不利的 = ☹️ 加工条件

高速钢深孔钻，超长型

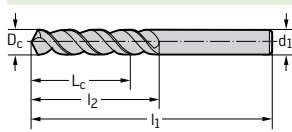
A1922L

UFL®



	P	M	K	N	S	H	O
uncoated	●●	●	●●	●●	●		●

刀具



牌号	h8	L _c mm	l ₁ mm	l ₂ mm	f11
A1922L-8	8	685	800	700	8
A1922L-10	10	769	1.000	800	10
A1922L-12	12	769	1.000	800	12

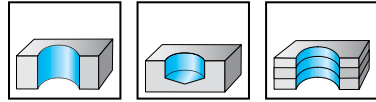
Cylindrical shank

B1

莫氏锥柄优质高速钢麻花钻

A4244

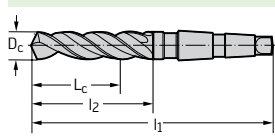
VA



	P	M	K	N	S	H	O
uncoated	●	●●	●	●	●●	●	●

B1

刀具



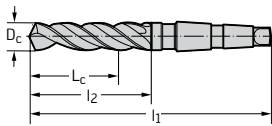
Morse taper

牌号	h8	L _c mm	l ₁ mm	l ₂ mm	MK
A4244-10	10	71	168	87	MK1 B
A4244-10.2	10,2	71	168	87	MK1 B
A4244-10.5	10,5	71	168	87	MK1 B
A4244-10.8	10,8	76	175	94	MK1 B
A4244-11	11	76	175	94	MK1 B
A4244-11.2	11,2	76	175	94	MK1 B
A4244-11.5	11,5	76	175	94	MK1 B
A4244-11.8	11,8	76	175	94	MK1 B
A4244-12	12	87	182	101	MK1 B
A4244-12.2	12,2	87	182	101	MK1 B
A4244-12.5	12,5	87	182	101	MK1 B
A4244-12.8	12,8	87	182	101	MK1 B
A4244-13	13	87	182	101	MK1 B
A4244-13.5	13,5	94	189	108	MK1 B
A4244-13.8	13,8	94	189	108	MK1 B
A4244-14	14	94	189	108	MK1 B
A4244-14.25	14,25	99	212	114	MK2 B
A4244-14.5	14,5	99	212	114	MK2 B
A4244-14.75	14,75	99	212	114	MK2 B
A4244-15	15	99	212	114	MK2 B
A4244-15.25	15,25	104	218	120	MK2 B
A4244-15.5	15,5	104	218	120	MK2 B
A4244-15.75	15,75	104	218	120	MK2 B
A4244-16	16	104	218	120	MK2 B
A4244-16.5	16,5	108	223	125	MK2 B
A4244-16.75	16,75	108	223	125	MK2 B
A4244-17	17	108	223	125	MK2 B
A4244-17.25	17,25	112	228	130	MK2 B
A4244-17.5	17,5	112	228	130	MK2 B
A4244-17.75	17,75	112	228	130	MK2 B
A4244-18	18	112	228	130	MK2 B
A4244-18.25	18,25	116	233	135	MK2 B
A4244-18.5	18,5	116	233	135	MK2 B
A4244-18.75	18,75	116	233	135	MK2 B
A4244-19	19	116	233	135	MK2 B

 WALTER
SELECT

●● 主要应用 ● 其他应用
 最佳刀具, 用于... → 良好的 = ☺ → 一般的 = ☹ → 不利的 = ☹ 加工条件

刀具



Morse taper

牌号	h8	Lc mm	l1 mm	l2 mm	MK
A4244-19.25	19,25	120	238	140	MK2 B
A4244-19.5	19,5	120	238	140	MK2 B
A4244-19.75	19,75	120	238	140	MK2 B
A4244-20	20	120	238	140	MK2 B
A4244-20.25	20,25	123	243	145	MK2 B
A4244-20.5	20,5	123	243	145	MK2 B
A4244-20.75	20,75	123	243	145	MK2 B
A4244-21	21	123	243	145	MK2 B
A4244-21.25	21,25	127	248	150	MK2 B
A4244-21.5	21,5	127	248	150	MK2 B
A4244-22	22	127	248	150	MK2 B
A4244-22.25	22,25	127	248	150	MK2 B
A4244-22.5	22,5	131	253	155	MK2 B
A4244-22.75	22,75	131	253	155	MK2 B
A4244-23	23	131	253	155	MK2 B
A4244-23.5	23,5	131	276	155	MK3 B
A4244-24	24	135	281	160	MK3 B
A4244-24.5	24,5	135	281	160	MK3 B
A4244-25	25	135	281	160	MK3 B
A4244-25.5	25,5	138	286	165	MK3 B
A4244-26	26	138	286	165	MK3 B
A4244-26.5	26,5	138	286	165	MK3 B
A4244-27	27	142	291	170	MK3 B
A4244-28	28	142	291	170	MK3 B
A4244-29	29	145	296	175	MK3 B
A4244-29.5	29,5	145	296	175	MK3 B
A4244-30	30	145	296	175	MK3 B
A4244-30.5	30,5	148	301	180	MK3 B
A4244-31	31	148	301	180	MK3 B
A4244-31.5	31,5	148	301	180	MK3 B
A4244-32	32	151	334	185	MK4 B

B1

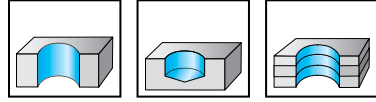
莫氏锥柄优质高速钢麻花钻

A4247

Alpha® XE



- 自 23.02 mm 起, 无涂层



	P	M	K	N	S	H	O
uncoated	●●	●●	●●	●●	●●		●

B1

刀具

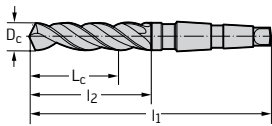
	牌号	h8	L _c mm	l ₁ mm	l ₂ mm	MK
	A4247-10	10	71	168	87	MK1 B
	A4247-10.2	10,2	71	168	87	MK1 B
	A4247-10.5	10,5	71	168	87	MK1 B
	A4247-10.8	10,8	76	175	94	MK1 B
	A4247-11	11	76	175	94	MK1 B
	A4247-11.5	11,5	76	175	94	MK1 B
	A4247-11.8	11,8	76	175	94	MK1 B
	A4247-12	12	87	182	101	MK1 B
	A4247-12.2	12,2	87	182	101	MK1 B
	A4247-12.5	12,5	87	182	101	MK1 B
	A4247-12.8	12,8	87	182	101	MK1 B
	A4247-13	13	87	182	101	MK1 B
	A4247-13.2	13,2	87	182	101	MK1 B
	A4247-13.5	13,5	94	189	108	MK1 B
	A4247-13.8	13,8	94	189	108	MK1 B
	A4247-14	14	94	189	108	MK1 B
	A4247-14.25	14,25	99	212	114	MK2 B
	A4247-14.5	14,5	99	212	114	MK2 B
	A4247-14.75	14,75	99	212	114	MK2 B
	A4247-15	15	99	212	114	MK2 B
	A4247-15.25	15,25	104	218	120	MK2 B
	A4247-15.5	15,5	104	218	120	MK2 B
	A4247-15.75	15,75	104	218	120	MK2 B
	A4247-16	16	104	218	120	MK2 B
	A4247-16.25	16,25	108	223	125	MK2 B
	A4247-16.5	16,5	108	223	125	MK2 B
	A4247-16.75	16,75	108	223	125	MK2 B
	A4247-17	17	108	223	125	MK2 B
	A4247-17.25	17,25	112	228	130	MK2 B
	A4247-17.5	17,5	112	228	130	MK2 B
	A4247-17.75	17,75	112	228	130	MK2 B
	A4247-18	18	112	228	130	MK2 B
	A4247-18.25	18,25	116	233	135	MK2 B
	A4247-18.5	18,5	116	233	135	MK2 B
	A4247-18.75	18,75	116	233	135	MK2 B

Morse taper

**WALTER
SELECT**

●● 主要应用 ● 其他应用
 最佳刀具, 用于... → 良好的 = 😊 → 一般的 = 😐 → 不利的 = ☹️ 加工条件

刀具



Morse taper

牌号	h8	Lc mm	l1 mm	l2 mm	MK
A4247-19	19	116	233	135	MK2 B
A4247-19.25	19,25	120	238	140	MK2 B
A4247-19.5	19,5	120	238	140	MK2 B
A4247-19.75	19,75	120	238	140	MK2 B
A4247-20	20	120	238	140	MK2 B
A4247-20.25	20,25	123	243	145	MK2 B
A4247-20.5	20,5	123	243	145	MK2 B
A4247-20.75	20,75	123	243	145	MK2 B
A4247-21	21	123	243	145	MK2 B
A4247-21.25	21,25	127	248	150	MK2 B
A4247-21.5	21,5	127	248	150	MK2 B
A4247-21.75	21,75	127	248	150	MK2 B
A4247-22	22	127	248	150	MK2 B
A4247-22.25	22,25	127	248	150	MK2 B
A4247-22.5	22,5	131	253	155	MK2 B
A4247-22.75	22,75	131	253	155	MK2 B
A4247-23	23	131	253	155	MK2 B
A4247-23.5	23,5	131	276	155	MK3 B
A4247-24	24	135	281	160	MK3 B
A4247-24.5	24,5	135	281	160	MK3 B
A4247-25	25	135	281	160	MK3 B
A4247-25.5	25,5	138	286	165	MK3 B
A4247-26	26	138	286	165	MK3 B
A4247-26.5	26,5	138	286	165	MK3 B
A4247-27	27	142	291	170	MK3 B
A4247-27.5	27,5	142	291	170	MK3 B
A4247-28	28	142	291	170	MK3 B
A4247-28.5	28,5	145	296	175	MK3 B
A4247-29	29	145	296	175	MK3 B
A4247-29.5	29,5	145	296	175	MK3 B
A4247-30	30	145	296	175	MK3 B
A4247-30.5	30,5	148	301	180	MK3 B
A4247-31	31	148	301	180	MK3 B
A4247-31.5	31,5	148	301	180	MK3 B
A4247-32	32	151	334	185	MK4 B
A4247-32.5	32,5	151	334	185	MK4 B
A4247-33	33	151	334	185	MK4 B
A4247-34	34	154	339	190	MK4 B
A4247-35	35	154	339	190	MK4 B
A4247-36	36	157	344	195	MK4 B
A4247-37	37	157	344	195	MK4 B
A4247-38	38	160	349	200	MK4 B
A4247-39	39	160	349	200	MK4 B
A4247-40	40	160	349	200	MK4 B

B1

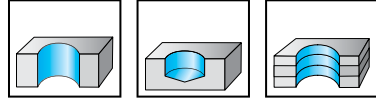
莫氏锥柄高速钢麻花钻，长型

A4422

UFL®



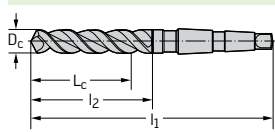
- 自 23.02 mm 起，无涂层



	P	M	K	N	S	H	O
uncoated	●●	●	●●	●●	●		●

B1

刀具



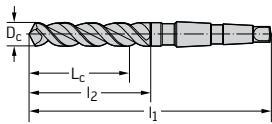
Morse taper

牌号	h8	Lc mm	l1 mm	l2 mm	MK
A4422-10	10	100	197	116	MK1 B
A4422-10.2	10,2	100	197	116	MK1 B
A4422-10.5	10,5	100	197	116	MK1 B
A4422-10.8	10,8	107	206	125	MK1 B
A4422-11	11	107	206	125	MK1 B
A4422-11.2	11,2	107	206	125	MK1 B
A4422-11.5	11,5	107	206	125	MK1 B
A4422-11.8	11,8	107	206	125	MK1 B
A4422-12	12	120	215	134	MK1 B
A4422-12.2	12,2	120	215	134	MK1 B
A4422-12.5	12,5	120	215	134	MK1 B
A4422-12.8	12,8	120	215	134	MK1 B
A4422-13	13	120	215	134	MK1 B
A4422-13.2	13,2	120	215	134	MK1 B
A4422-13.5	13,5	128	223	142	MK1 B
A4422-13.8	13,8	128	223	142	MK1 B
A4422-14	14	128	223	142	MK1 B
A4422-14.25	14,25	132	245	147	MK2 B
A4422-14.5	14,5	132	245	147	MK2 B
A4422-14.75	14,75	132	245	147	MK2 B
A4422-15	15	132	245	147	MK2 B
A4422-15.25	15,25	137	251	153	MK2 B
A4422-15.5	15,5	137	251	153	MK2 B
A4422-15.75	15,75	137	251	153	MK2 B
A4422-16	16	137	251	153	MK2 B
A4422-16.25	16,25	142	257	159	MK2 B
A4422-16.5	16,5	142	257	159	MK2 B
A4422-16.75	16,75	142	257	159	MK2 B
A4422-17	17	142	257	159	MK2 B
A4422-17.5	17,5	147	263	165	MK2 B
A4422-17.75	17,75	147	263	165	MK2 B
A4422-18	18	147	263	165	MK2 B
A4422-18.25	18,25	152	269	171	MK2 B
A4422-18.5	18,5	152	269	171	MK2 B
A4422-18.75	18,75	152	269	171	MK2 B

WALTER
SELECT

●● 主要应用 ● 其他应用
最佳刀具，用于... → 良好的 = ☺ → 一般的 = ☹ → 不利的 = ☹ 加工条件

刀具



Morse taper

牌号	h8	Lc mm	l1 mm	l2 mm	MK
A4422-19	19	152	269	171	MK2 B
A4422-19.25	19,25	157	275	177	MK2 B
A4422-19.5	19,5	157	275	177	MK2 B
A4422-19.75	19,75	157	275	177	MK2 B
A4422-20	20	157	275	177	MK2 B
A4422-20.5	20,5	162	282	184	MK2 B
A4422-21	21	162	282	184	MK2 B
A4422-21.5	21,5	168	289	191	MK2 B
A4422-22	22	168	289	191	MK2 B
A4422-22.5	22,5	174	296	198	MK2 B
A4422-23	23	174	296	198	MK2 B
A4422-23.5	23,5	174	319	198	MK3 B
A4422-24	24	181	327	206	MK3 B
A4422-24.5	24,5	181	327	206	MK3 B
A4422-25	25	181	327	206	MK3 B
A4422-26	26	187	335	214	MK3 B
A4422-27	27	194	343	222	MK3 B
A4422-28	28	194	343	222	MK3 B
A4422-29	29	200	351	230	MK3 B
A4422-30	30	200	351	230	MK3 B
A4422-31	31	207	360	239	MK3 B

B1

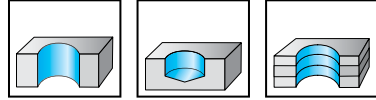
莫氏锥柄高速钢钻头，特长型

A4622

UFL®



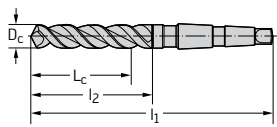
- 自 23.02 mm 起，无涂层



	P	M	K	N	S	H	O
uncoated	●●	●	●●	●●	●		●

B1

刀具



Morse taper

牌号	h8	L _c mm	l ₁ mm	l ₂ mm	MK
A4622-12	12	191	310	205	MK1 B
A4622-12.5	12,5	191	310	205	MK1 B
A4622-13	13	191	310	205	MK1 B
A4622-13.5	13,5	206	325	220	MK1 B
A4622-14	14	206	325	220	MK1 B
A4622-14.5	14,5	205	340	220	MK2 B
A4622-15	15	205	340	220	MK2 B
A4622-15.5	15,5	214	355	230	MK2 B
A4622-16	16	214	355	230	MK2 B
A4622-16.5	16,5	213	355	230	MK2 B
A4622-17	17	213	355	230	MK2 B
A4622-17.5	17,5	227	370	245	MK2 B
A4622-18	18	227	370	245	MK2 B
A4622-18.5	18,5	226	370	245	MK2 B
A4622-19	19	226	370	245	MK2 B
A4622-19.5	19,5	240	385	260	MK2 B
A4622-20	20	240	385	260	MK2 B
A4622-21	21	238	385	260	MK2 B
A4622-22	22	247	405	270	MK2 B
A4622-23	23	246	405	270	MK2 B
A4622-24	24	265	440	290	MK3 B
A4622-25	25	265	440	290	MK3 B
A4622-26	26	263	440	290	MK3 B
A4622-27	27	277	460	305	MK3 B
A4622-28	28	277	460	305	MK3 B
A4622-29	29	275	460	305	MK3 B
A4622-30	30	275	460	305	MK3 B

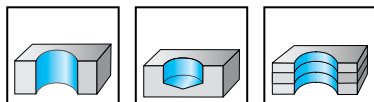
WALTER
SELECT

●● 主要应用 ● 其他应用
最佳刀具，用于... → 良好的 = 😊 → 一般的 = 😐 → 不利的 = ☹️ 加工条件

莫氏锥柄高速钢钻头，特长型

A4611

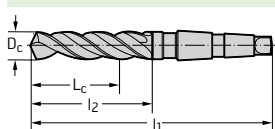
- N 型



	P	M	K	N	S	H	O
uncoated	●	●	●	●	●		●

B1

刀具



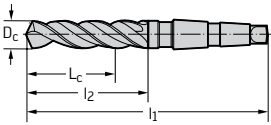
Morse taper

牌号	h8	L _c mm	l ₁ mm	l ₂ mm	MK
A4611-8	8	152	265	165	MK1 B
A4611-9	9	160	275	175	MK1 B
A4611-10	10	169	285	185	MK1 B
A4611-10.5	10,5	169	285	185	MK1 B
A4611-11	11	177	300	195	MK1 B
A4611-11.5	11,5	177	300	195	MK1 B
A4611-14	14	206	325	220	MK1 B
A4611-15	15	205	340	220	MK2 B
A4611-15.5	15,5	214	355	230	MK2 B
A4611-16	16	214	355	230	MK2 B
A4611-16.5	16,5	213	355	230	MK2 B
A4611-17	17	213	355	230	MK2 B
A4611-17.5	17,5	227	370	245	MK2 B
A4611-18	18	227	370	245	MK2 B
A4611-19	19	226	370	245	MK2 B
A4611-19.5	19,5	240	385	260	MK2 B
A4611-20	20	240	385	260	MK2 B
A4611-20.5	20,5	238	385	260	MK2 B
A4611-21	21	238	385	260	MK2 B
A4611-21.5	21,5	247	405	270	MK2 B
A4611-22	22	247	405	270	MK2 B
A4611-22.5	22,5	246	405	270	MK2 B
A4611-23	23	246	405	270	MK2 B
A4611-23.5	23,5	246	425	270	MK3 B
A4611-24	24	265	440	290	MK3 B
A4611-24.5	24,5	265	440	290	MK3 B
A4611-25	25	265	440	290	MK3 B
A4611-25.5	25,5	263	440	290	MK3 B
A4611-26	26	263	440	290	MK3 B
A4611-26.5	26,5	263	440	290	MK3 B
A4611-27	27	277	460	305	MK3 B
A4611-28	28	277	460	305	MK3 B
A4611-29	29	275	460	305	MK3 B
A4611-30	30	275	460	305	MK3 B
A4611-31	31	288	480	320	MK3 B

WALTER
SELECT

●● 主要应用 ● 其他应用
最佳刀具，用于... → 良好的 = ☺ → 一般的 = ☹ → 不利的 = ☹ 加工条件

刀具

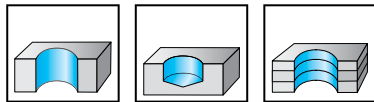
	牌号	h8	L _c mm	l ₁ mm	l ₂ mm	MK
 <p>Morse taper</p>	A4611-32	32	286	505	320	MK4 B
	A4611-33	33	286	505	320	MK4 B
	A4611-34	34	304	530	340	MK4 B
	A4611-35	35	304	530	340	MK4 B
	A4611-38	38	320	555	360	MK4 B
	A4611-39	39	320	555	360	MK4 B
	A4611-40	40	320	555	360	MK4 B

莫氏锥柄高速钢钻头， 特长型

A4722

UFL®

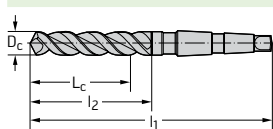
- 自 23.02 mm 起， 无涂层



	P	M	K	N	S	H	O
uncoated	●●	●	●●	●●	●		●

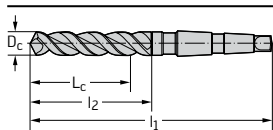
B1

刀具



Morse taper

牌号	h8	Lc mm	l1 mm	l2 mm	MK
A4722-8	8	197	330	210	MK1 B
A4722-8.5	8,5	197	330	210	MK1 B
A4722-9	9	205	345	220	MK1 B
A4722-10	10	219	360	235	MK1 B
A4722-10.5	10,5	219	360	235	MK1 B
A4722-11	11	232	375	250	MK1 B
A4722-11.5	11,5	232	375	250	MK1 B
A4722-12	12	246	395	260	MK1 B
A4722-12.5	12,5	246	395	260	MK1 B
A4722-13	13	246	395	260	MK1 B
A4722-13.5	13,5	261	410	275	MK1 B
A4722-14	14	261	410	275	MK1 B
A4722-14.5	14,5	260	425	275	MK2 B
A4722-15	15	260	425	275	MK2 B
A4722-15.5	15,5	279	445	295	MK2 B
A4722-16	16	279	445	295	MK2 B
A4722-16.5	16,5	278	445	295	MK2 B
A4722-17	17	278	445	295	MK2 B
A4722-17.5	17,5	292	465	310	MK2 B
A4722-18	18	292	465	310	MK2 B
A4722-18.5	18,5	291	465	310	MK2 B
A4722-19	19	291	465	310	MK2 B
A4722-19.5	19,5	305	490	325	MK2 B
A4722-20	20	305	490	325	MK2 B
A4722-21	21	303	490	325	MK2 B
A4722-22	22	322	515	345	MK2 B
A4722-23	23	321	515	345	MK2 B
A4722-24	24	340	555	365	MK3 B
A4722-25	25	340	555	365	MK3 B
A4722-26	26	338	555	365	MK3 B
A4722-27	27	357	580	385	MK3 B
A4722-28	28	357	580	385	MK3 B
A4722-29	29	355	580	385	MK3 B
A4722-30	30	355	580	385	MK3 B
A4722-32	32	376	635	410	MK4 B
A4722-33	33	376	635	410	MK4 B
A4722-34	34	394	665	430	MK4 B
A4722-35	35	394	665	430	MK4 B
A4722-38	38	420	695	460	MK4 B
A4722-40	40	420	695	460	MK4 B



Morse taper

WALTER
SELECT

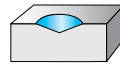
●● 主要应用 ● 其他应用
最佳刀具，用于... → 良好的 = ☺ → 一般的 = ☹ → 不利的 = ☹ 加工条件

整体硬质合金和高速钢数控定心钻头

加工					
标准	Walter	Walter	Walter	Walter	Walter
埋头孔倒角	90°	120°		90°	
订货号	A1174	A1174C	A1115L	A1115	A1115S
更多服务					
刀具材料	Carbide	Carbide	HSS	HSS	HSS
涂层 / 刀具材质	uncoated	uncoated	uncoated	uncoated	uncoated
刀柄	圆柱柄	圆柱柄	圆柱柄	圆柱柄	圆柱柄
直径范围	3-20	3-20	4-25,4	4-20	2-25,4
P 钢			●●	●●	●●
M 不锈钢			●	●	●
K 铸铁	●	●	●●	●●	●●
N 有色金属	●●	●●	●●	●●	●●
S 难切削材料	●●	●●	●	●	●
H 硬材料					
O 其他	●●	●●	●●	●●	●●
目录中的页面	B 408	B 409	B 410	B 411	B 412
二维码					
www.walter-tools.com/woc/	A1174	A1174C	A1115L	A1115	A1115S

整体硬质合金和高速钢数控定心钻头

加工



标准	Walter	Walter	Walter
----	--------	--------	--------

埋头孔倒角

120°



订货号	A1114L	A1114	A1114S
-----	--------	-------	--------

更多服务

刀具材料	HSS	HSS	HSS
------	-----	-----	-----

涂层 / 刀具材质

uncoated

uncoated

uncoated

刀柄	圆柱柄	圆柱柄	圆柱柄
----	-----	-----	-----

直径范围

4-12,7

4-20

2-25,4

P 钢	●●	●●	●●
M 不锈钢	●	●	●
K 铸铁	●●	●●	●●
N 有色金属	●●	●●	●●
S 难切削材料	●	●	●
H 硬材料			
O 其他	●●	●●	●●

目录中的页面

B 413

B 414

B 415

二维码



www.walter-tools.com/woc/

A1114L

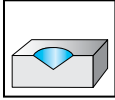
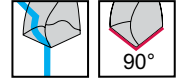
A1114

A1114S

整体硬质合金数控定心钻头 90°

A1174

NC 90°



B1

	P	M	K	N	S	H	O
uncoated			●	●●	●●		●●

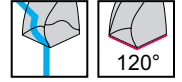
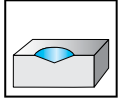
刀具

	牌号	h6	D _c Inch/Nr	l ₁ mm	l ₂ mm	h6
<p>Cylindrical shank</p>	A1174-3	3		46	11	3
	A1174-4	4		55	15	4
	A1174-5	5		62	16	5
	A1174-6	6		66	17	6
	A1174-1/4IN	6,35	1/4"	70	18	6,35
	A1174-8	8		79	22	8
	A1174-3/8IN	9,525	3/8"	89	26	9,525
	A1174-10	10		89	26	10
	A1174-12	12		102	30	12
	A1174-1/2IN	12,7	1/2"	102	30	12,7
	A1174-16	16		115	34	16
	A1174-20	20		131	40	20

整体硬质合金数控定心钻头 120°

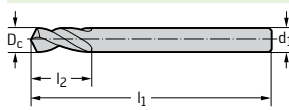
A1174C

NC 120°



	P	M	K	N	S	H	O
uncoated			●	●●	●●		●●

刀具



Cylindrical shank

牌号	h6	Dc Inch/Nr	l ₁ mm	l ₂ mm	h6
A1174C-3	3		46	11	3
A1174C-4	4		55	15	4
A1174C-5	5		62	16	5
A1174C-6	6		66	17	6
A1174C-1/4IN	6,35	1/4"	70	18	6,35
A1174C-8	8		79	22	8
A1174C-3/8IN	9,525	3/8"	89	26	9,525
A1174C-10	10		89	26	10
A1174C-12	12		102	30	12
A1174C-1/2IN	12,7	1/2"	102	30	12,7
A1174C-16	16		115	34	16
A1174C-20	20		131	40	20

WALTER
SELECT

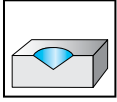
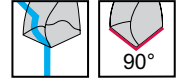
最佳刀具, 用于... → 良好的 = 😊 → 一般的 = 😐 → 不利的 = ☹️ 加工条件

●● 主要应用 ● 其他应用

B1

高速钢数控定心钻头 90°

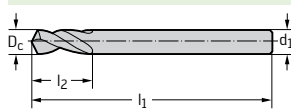
A1115L



B1

	P	M	K	N	S	H	O
uncoated	●●	●	●●	●●	●		●●

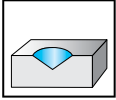
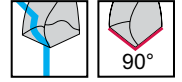
刀具



Cylindrical shank

牌号	h8	Dc Inch/Nr	l ₁ mm	l ₂ mm	h8
A1115L-4	4		100	12	4
A1115L-5	5		120	15	5
A1115L-6	6		140	20	6
A1115L-1/4IN	6,35	1/4"	140	20	6,35
A1115L-8	8		140	25	8
A1115L-3/8IN	9,525	3/8"	170	25	9,525
A1115L-10	10		170	25	10
A1115L-12	12		170	30	12
A1115L-1/2IN	12,7	1/2"	170	30	12,7
A1115L-5/8IN	15,875	5/8"	200	35	15,875
A1115L-3/4IN	19,05	3/4"	200	40	19,05
A1115L-20	20		200	40	20
A1115L-1IN	25,4	1.0"	200	40	25,4

高速钢数控定心钻头 90° A1115



	P	M	K	N	S	H	O
uncoated	●●	●	●●	●●	●		●●

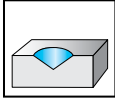
B1

刀具		牌号	h8	l ₁ mm	l ₂ mm	f11
<p>Cylindrical shank</p>		A1115-4	4	55	18	4
		A1115-5	5	62	21	5
		A1115-6	6	66	22	6
		A1115-8	8	79	30	8
		A1115-10	10	89	34	10
		A1115-12	12	102	41	12
		A1115-16	16	115	46	16
		A1115-20	20	131	53	20

WALTER SELECT
●● 主要应用 ● 其他应用
 最佳刀具, 用于... → 良好的 = 😊 → 一般的 = 😐 → 不利的 = ☹️ 加工条件

高速钢数控定心钻头 90°

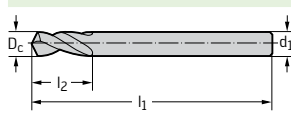
A1115S



B1

	P	M	K	N	S	H	O
uncoated	●●	●	●●	●●	●		●●

刀具



Cylindrical shank

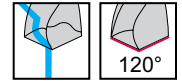
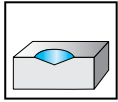
牌号	h8	Dc Inch/Nr	l ₁ mm	l ₂ mm	h8
A1115S-2	2		40	8	2
A1115S-3	3		50	10	3
A1115S-4	4		52	12	4
A1115S-5	5		60	15	5
A1115S-6	6		66	20	6
A1115S-1/4IN	6,35	1/4"	66	20	6,35
A1115S-8	8		79	25	8
A1115S-3/8IN	9,525	3/8"	89	25	9,525
A1115S-10	10		89	25	10
A1115S-12	12		102	30	12
A1115S-1/2IN	12,7	1/2"	102	35	12,7
A1115S-14	14		115	35	14
A1115S-5/8IN	15,875	5/8"	115	35	15,875
A1115S-16	16		115	35	16
A1115S-18	18		130	40	18
A1115S-3/4IN	19,05	3/4"	131	40	19,05
A1115S-20	20		131	40	20
A1115S-1IN	25,4	1.0"	138	45	25,4

 WALTER
SELECT

●● 主要应用 ● 其他应用
 最佳刀具, 用于... → 良好的 = 😊 → 一般的 = 😐 → 不利的 = ☹️ 加工条件

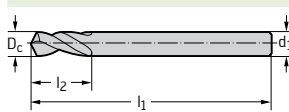
高速钢数控定心钻头 120°

A1114L



	P	M	K	N	S	H	O
uncoated	●●	●	●●	●●	●		●●

刀具



Cylindrical shank

牌号	h8	D _c Inch/Nr	l ₁ mm	l ₂ mm	h8
A1114L-4	4		100	12	4
A1114L-5	5		120	15	5
A1114L-6	6		140	20	6
A1114L-1/4IN	6,35	1/4"	140	20	6,35
A1114L-8	8		140	25	8
A1114L-3/8IN	9,525	3/8"	170	25	9,525
A1114L-10	10		170	25	10
A1114L-12	12		170	30	12
A1114L-1/2IN	12,7	1/2"	170	30	12,7

B1

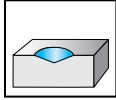
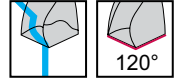
WALTER
SELECT

最佳刀具, 用于... → 良好的 = ☺ → 一般的 = ☹ → 不利的 = ☹ 加工条件

●● 主要应用 ● 其他应用

高速钢数控定心钻头 120°

A1114



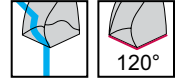
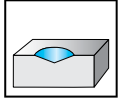
B1

	P	M	K	N	S	H	O
uncoated	●●	●	●●	●●	●		●●

刀具

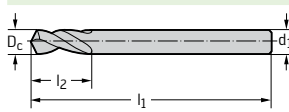
	牌号	h8	l ₁ mm	l ₂ mm	f11
<p>Cylindrical shank</p>	A1114-4	4	55	18	4
	A1114-5	5	62	21	5
	A1114-6	6	66	22	6
	A1114-8	8	79	30	8
	A1114-10	10	89	34	10
	A1114-12	12	102	41	12
	A1114-16	16	115	46	16
	A1114-20	20	131	53	20

高速钢数控定心钻头 120° A1114S



	P	M	K	N	S	H	O
uncoated	●●	●	●●	●●	●		●●

刀具



Cylindrical shank

牌号	h8	Dc Inch/Nr	l1 mm	l2 mm	h8
A1114S-2	2		40	8	2
A1114S-3	3		50	10	3
A1114S-4	4		52	12	4
A1114S-5	5		60	15	5
A1114S-6	6		66	20	6
A1114S-1/4IN	6,35	1/4"	66	20	6,35
A1114S-8	8		79	25	8
A1114S-3/8IN	9,525	3/8"	89	25	9,525
A1114S-10	10		89	25	10
A1114S-12	12		102	30	12
A1114S-1/2IN	12,7	1/2"	102	35	12,7
A1114S-14	14		115	35	14
A1114S-5/8IN	15,875	5/8"	115	35	15,875
A1114S-3/4IN	19,05	3/4"	131	40	19,05
A1114S-1IN	25,4	1.0"	138	45	25,4

**WALTER
SELECT**

最佳刀具, 用于... → 良好的 = 😊 → 一般的 = 😐 → 不利的 = ☹️ 加工条件

●● 主要应用 ● 其他应用

B1

整体硬质合金和高速中心钻

加工



形状

A

A

A

A

A

B1



订货号

K1161XPL

K1161

K1911

K1811

K1411S

标准

DIN 333-A

DIN 333-A

B.S. 328

ANSI B94.11

Walter

刀具材料

VHM

VHM

HSS

HSS

HSS

涂层 / 刀具材质

Carbide

Carbide

HSS

HSS

HSS

刀柄

XPL

uncoated

uncoated

uncoated

uncoated

直径范围

P 不锈钢

●●

●●

●●

●●

●●

M 铸铁

●●

●●

●●

●●

●●

K 有色金属

●●

●●

●●

●●

●●

N 难切削材料

●●

●●

●●

●●

●●

S 硬材料

●●

●●

●●

●●

●●

H 其他

●●

●

O Andere

●●

●●

●●

●●

●●

目录中的页面

B 420

B 420

B 421

B 422

B 423

二维码



www.walter-tools.com/woc/

K1161XPL

K1161

K1911

K1811

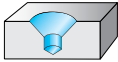


K1411S

整体硬质合金和高速中心钻


加工					
形状	A	A	R	A	B
订货号	K1411M	K1411L	K1313	K1311	K1215
标准	Walter	Walter	Walter	Walter	DIN 333-B
刀具材料	HSS	HSS	HSS	HSS	HSS
涂层 / 刀具材质	HSS	HSS	HSS	HSS	HSS
刀柄	uncoated	uncoated	uncoated	uncoated	uncoated
直径范围					
P 不锈钢	●●	●●	●●	●●	●●
M 铸铁	●●	●●	●●	●●	●●
K 有色金属	●●	●●	●●	●●	●●
N 难切削材料	●●	●●	●●	●●	●●
S 硬材料	●●	●●	●●	●●	●●
H 其他					
O Andere	●●	●●	●●	●●	●●
目录中的页面	B 424	B 425	B 426	B 427	B 428
二维码					
www.walter-tools.com/woc/	K1411M	K1411L	K1313	K1311	K1215






B1

整体硬质合金和高速中心钻

加工					
形状	A	R	R	R	A

B1



订货号	K1131	K1114	K1113TIN	K1113	K1112
标准	DIN 333-A	DIN 333-R	DIN 333-R	DIN 333-R	DIN 333-A
刀具材料	HSS	HSS	HSS	HSS	HSS
涂层 / 刀具材质	HSS	HSS	HSS	HSS	HSS
刀柄	uncoated	uncoated	TIN	uncoated	uncoated
直径范围					
P 不锈钢	●●	●●	●●	●●	●●
M 铸铁	●●	●●	●●	●●	●●
K 有色金属	●●	●●	●●	●●	●●
N 难切削材料	●●	●●	●●	●●	●●
S 硬材料	●●	●●	●●	●●	●●
H 其他					
O Andere	●●	●●	●●	●●	●●
目录中的页面	B 429	B 430	B 431	B 431	B 432
二维码					
www.walter-tools.com/woc/	K1131	K1114	K1113TIN	K1113	K1112

整体硬质合金和高速中心钻

加工



形状

A

A



订货号

K1111TIN

K1111

标准

DIN 333-A

DIN 333-A

刀具材料

HSS

HSS

涂层 / 刀具材质

HSS

HSS

刀柄

TIN

uncoated

直径范围

P 不锈钢

●●

●●

M 铸铁

●●

●●

K 有色金属

●●

●●

N 难切削材料

●●

●●

S 硬材料

●●

●●

H 其他

O Andere

●●

●●

目录中的页面

B 433

B 433

二维码



www.walter-tools.com/woc/

K1111TIN

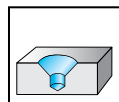
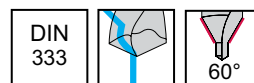
K1111

整体硬质合金 中心钻

K1161 / K1161XPL



- 适用于 DIN 332 A 直线型工作平面
- A 型



B1

	P	M	K	N	S	H	O
uncoated	●●	●●	●●	●●	●●	●	●●
XPL	●●	●●	●●	●●	●●	●●	●●

刀具

	牌号	k12	l ₁ mm	h9
 Cylindrical shank	K1161-0.5	0,5	25	3,15
	K1161-0.8	0,8	25	3,15
	K1161-1	1	31,5	3,15
	K1161-1.25	1,25	31,5	3,15
	K1161-1.6	1,6	35,5	4
	K1161-2	2	40	5
	K1161-2.5	2,5	45	6,3
	K1161-3.15	3,15	50	8
	K1161-4	4	56	10
	K1161-5	5	63	12,5
 Cylindrical shank	K1161XPL-0.5	0,5	25	3,15
	K1161XPL-0.8	0,8	25	3,15
	K1161XPL-1	1	31,5	3,15
	K1161XPL-1.25	1,25	31,5	3,15
	K1161XPL-1.6	1,6	35,5	4
	K1161XPL-2	2	40	5
	K1161XPL-2.5	2,5	45	6,3
	K1161XPL-3.15	3,15	50	8
	K1161XPL-4	4	56	10
	K1161XPL-5	5	63	12,5
K1161XPL-6.3	6,3	71	16	

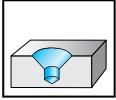
D_c 0.5 / 0.8 mm, 单面

高速钢中心钻

K1911



- 适用于 DIN 332 A 直线型工作平面
- A 型



	P	M	K	N	S	H	O
uncoated	●●	●●	●●	●●	●●		●●

刀具

	牌号	规格	k12	D _c Inch/Nr	l ₁ mm	h9
<p>Cylindrical shank</p>	K1911-BS1	B.S. 1	1,191	1/8"	38,1	3,175
	K1911-BS2	B.S. 2	1,588	3/16"	44,5	4,763
	K1911-BS3	B.S. 3	2,381	1/4"	50,8	6,35
	K1911-BS4	B.S. 4	3,175	5/16"	57,2	7,938
	K1911-BS5	B.S. 5	4,763	7/16"	63,5	11,113
	K1911-BS6	B.S. 6	6,35	5/8"	76,2	15,875
	K1911-BS7	B.S. 7	7,938	3/4"	88,9	19,05

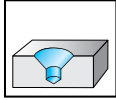
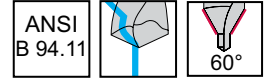
B1

高速钢中心钻

K1811



- 适用于 DIN 332 A 直线型工作平面
- A 型



B1

	P	M	K	N	S	H	O
uncoated	●●	●●	●●	●●	●●		●●

刀具

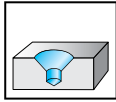
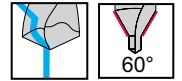
	牌号	规格	k12	D _c Inch/Nr	l ₁ mm	h9
<p>Cylindrical shank</p>	K1811-N0.00	NR. 00	0,635	1/8"	31	3,175
	K1811-N0.0	NR. 0	0,794	1/8"	31	3,175
	K1811-N01	NR. 1	1,191	1/8"	31,8	3,175
	K1811-N02	NR. 2	1,984	3/16"	47,6	4,763
	K1811-N03	NR. 3	2,778	1/4"	50,8	6,35
	K1811-N04	NR. 4	3,175	5/16"	54	7,938
	K1811-N05	NR. 5	4,763	7/16"	69,9	11,113
	K1811-N06	NR. 6	5,556	1/2"	76,2	12,7
	K1811-N07	NR. 7	6,35	5/8"	82,6	15,875
	K1811-N08	NR. 8	7,938	3/4"	88,9	19,05

高速钢中心钻，特长

K1411S



- 适用于 DIN 332 A 直线型工作平面
- A 型



	P	M	K	N	S	H	O
uncoated	●●	●●	●●	●●	●●		●●

B1

刀具

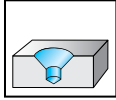
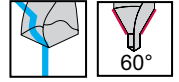
	牌号	k12	l ₁ mm	h9
<p>Cylindrical shank</p>	K1411S-0.75X3.5	0,75	60	3,5
	K1411S-1X4	1	60	4
	K1411S-1.5X5	1,5	60	5
	K1411S-2X6	2	80	6
	K1411S-2.5X8	2,5	80	8
	K1411S-3X8	3	80	8
	K1411S-4X10	4	100	10
	K1411S-5X14	5	120	14

高速钢中心钻，特长

K1411M



- 适用于 DIN 332 A 直线型工作平面
- A 型



B1

	P	M	K	N	S	H	O
uncoated	●●	●●	●●	●●	●●		●●

刀具

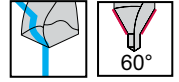
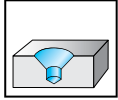
	牌号	k12	l ₁ mm	h9
 Cylindrical shank	K1411M-0.75X3.5	0,75	120	3,5
	K1411M-1X4	1	120	4
	K1411M-1.5X5	1,5	120	5
	K1411M-2X6	2	120	6
	K1411M-2.5X8	2,5	120	8
	K1411M-3X8	3	120	8
	K1411M-4X10	4	120	10

高速钢中心钻， 特长

K1411L



- 适用于 DIN 332 A 直线型工作平面
- A 型



	P	M	K	N	S	H	O
uncoated	●●	●●	●●	●●	●●		●●

刀具

	牌号	k12	l ₁ mm	h9
<p>Cylindrical shank</p>	K1411L-2X5	2	200	5
	K1411L-2.5X6.3	2,5	200	6,3
	K1411L-3.15X8	3,15	200	8
	K1411L-4X10	4	200	10

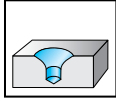
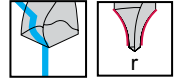
B1

高速钢中心钻

K1313



- R 型



B1

	P	M	K	N	S	H	O
uncoated	●●	●●	●●	●●	●●		●●

刀具

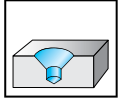
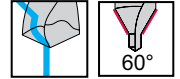
	牌号	k12	l ₁ mm	h9
 Cylindrical shank	K1313-1	1	31,5	4
	K1313-1.5	1,5	40	5
	K1313-2	2	45	6
	K1313-2.5	2,5	50	8
	K1313-3	3	56	10
	K1313-4	4	66	12

高速钢中心钻

K1311



- 适用于 DIN 332 A 直线型工作平面
- A 型



	P	M	K	N	S	H	O
uncoated	●●	●●	●●	●●	●●		●●

刀具

	牌号	k12	l ₁ mm	h9
<p>Cylindrical shank</p>	K1311-0.63	0,63	20	3,15
	K1311-0.75	0,75	35	3,5
	K1311-1	1	31,5	4
	K1311-1.5	1,5	40	5
	K1311-1.6	1,6	40	5
	K1311-2	2	45	6
	K1311-2.5	2,5	50	8
	K1311-3	3	56	10
	K1311-3.15	3,15	56	10
	K1311-4	4	66	12
	K1311-5	5	78	14
	K1311-6	6	90	18

D_c 0.63 mm, 单面

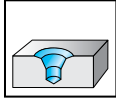
B1

高速钢中心钻

K1215



- B 型



DIN
333



120°/60°

	P	M	K	N	S	H	O
uncoated	●●	●●	●●	●●	●●		●●

B1

刀具

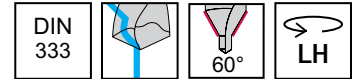
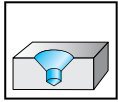
	牌号	k12	l ₁ mm	h9
<p>Cylindrical shank</p>	K1215-1	1	35,5	4
	K1215-1.25	1,25	40	5
	K1215-1.6	1,6	45	6,3
	K1215-2	2	50	8
	K1215-2.5	2,5	56	10
	K1215-3.15	3,15	60	11,2
	K1215-4	4	67	14
	K1215-5	5	75	18
	K1215-6.3	6,3	80	20
	K1215-8	8	100	25
	K1215-10	10	125	31,5

高速钢中心钻，左手

K1131



- 适用于 DIN 332 A 直线型工作平面
- A 型



	P	M	K	N	S	H	O
uncoated	●●	●●	●●	●●	●●		●●

刀具

	牌号	k12	l ₁ mm	h9
 Cylindrical shank	K1131-0.5	0,5	25	3,15
	K1131-0.8	0,8	25	3,15
	K1131-1	1	31,5	3,15
	K1131-1.25	1,25	31,5	3,15
	K1131-1.6	1,6	35,5	4
	K1131-2	2	40	5
	K1131-2.5	2,5	45	6,3
	K1131-3.15	3,15	50	8
	K1131-4	4	56	10
	K1131-5	5	63	12,5
	K1131-6.3	6,3	71	16

D_c 0.5 / 0.8 mm, 单面

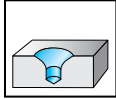
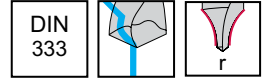
B1

高速钢中心钻

K1114



- 带侧固平面的 R 型



B1

	P	M	K	N	S	H	O
uncoated	●●	●●	●●	●●	●●		●●

刀具

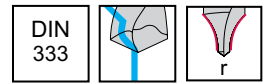
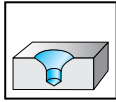
	牌号	k12	l ₁ mm	h9
<p>Cylindrical shank with flat</p>	K1114-2	2	40	5
	K1114-2.5	2,5	45	6,3
	K1114-3.15	3,15	50	8
	K1114-4	4	56	10
	K1114-5	5	63	12,5

高速钢中心钻

K1113 / K1113TIN



- R 型



	P	M	K	N	S	H	O
uncoated	●●	●●	●●	●●	●●		●●
TIN	●●	●●	●●	●●	●●		●●

刀具

	牌号	k12	l ₁ mm	h9
 Cylindrical shank	K1113-0.5	0.5	25	3.15
	K1113-0.8	0.8	25	3.15
	K1113-1	1	31.5	3.15
	K1113-1.25	1.25	31.5	3.15
	K1113-1.6	1.6	35.5	4
	K1113-2	2	40	5
	K1113-2.5	2.5	45	6.3
	K1113-3.15	3.15	50	8
	K1113-4	4	56	10
	K1113-5	5	63	12.5
 Cylindrical shank	K1113TIN-1	1	31.5	3.15
	K1113TIN-1.25	1.25	31.5	3.15
	K1113TIN-1.6	1.6	35.5	4
	K1113TIN-2	2	40	5
	K1113TIN-2.5	2.5	45	6.3
	K1113TIN-3.15	3.15	50	8
	K1113TIN-4	4	56	10
	K1113TIN-5	5	63	12.5

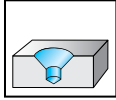
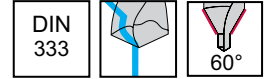
D_c 0.5 / 0.8 mm, 单面

高速钢中心钻

K1112



- 适用于 DIN 332 A 直线型工作平面
- 带侧固平面的 A 型



B1

	P	M	K	N	S	H	O
uncoated	●●	●●	●●	●●	●●		●●

刀具

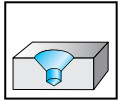
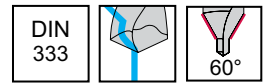
	牌号	k12	l ₁ mm	h9
<p>Cylindrical shank with flat</p>	K1112-1.6	1,6	35,5	4
	K1112-2	2	40	5
	K1112-2.5	2,5	45	6,3
	K1112-3.15	3,15	50	8
	K1112-4	4	56	10
	K1112-5	5	63	12,5

高速钢中心钻

K1111 / K1111TIN



- 适用于 DIN 332 A 直线型工作平面
- A 型




	P	M	K	N	S	H	O
uncoated	●●	●●	●●	●●	●●		●●
TIN	●●	●●	●●	●●	●●		●●

刀具

	牌号	k12	l ₁ mm	h9
 Cylindrical shank	K1111-0.5	0,5	25	3,15
	K1111-0.8	0,8	25	3,15
	K1111-1	1	31,5	3,15
	K1111-1.25	1,25	31,5	3,15
	K1111-1.6	1,6	35,5	4
	K1111-2	2	40	5
	K1111-2.5	2,5	45	6,3
	K1111-3.15	3,15	50	8
	K1111-4	4	56	10
	K1111-5	5	63	12,5
	K1111-6.3	6,3	71	16
	K1111-8	8	80	20
	K1111-10	10	100	25
K1111-12.5	12,5	125	31,5	
 Cylindrical shank	K1111TIN-1	1	31,5	3,15
	K1111TIN-1.25	1,25	31,5	3,15
	K1111TIN-1.6	1,6	35,5	4
	K1111TIN-2	2	40	5
	K1111TIN-2.5	2,5	45	6,3
	K1111TIN-3.15	3,15	50	8
	K1111TIN-4	4	56	10
K1111TIN-5	5	63	12,5	

D_c 0.5 / 0.8 mm, 单面

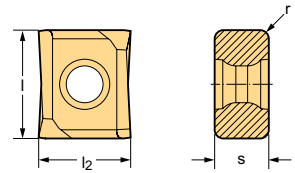


B – 孔加工




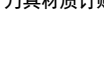


B2: 粗镗和精镗		面
粗镗和精镗用可转位刀片	订购页	
	粗镗和精镗用可转位刀片	436
粗镗和精镗刀具	产品一览	
	粗镗	452
	精镗	456
	订购页	
	粗镗	460
	精镗	488
刀夹	产品一览	
	ISO 刀夹	552
	迷你型刀夹	554
	精镗刀夹	555
	订购页	
	刀夹	557
高速钢扩孔钻和铰钻	产品一览	
	高速钢扩孔钻和铰钻	578
	订购页	
	高速钢扩孔钻和铰钻	579

菱形, 切向

P4130 / P4160 / P4460



可转位刀片

牌号	l ₂ mm	l mm	r mm	P		M		K		N		S
				HC	WMP30S	HC	WSM20S	HC	WKK10S	HC	WN15	HW
 P4130-4R12-E47	10,48	14	1,2	☺				☺	☺			
 P4160-2L08-E47	9,69	10	0,8	☺	☺	☺		☺				☺
 P4160-2R04-E47	9,69	10	0,4	☺	☺	☺		☺				☺
 P4160-2R08-E47	9,69	10	0,8	☺	☺	☺		☺				☺
 P4460-2R04-G88	9,69	10	0,4							☺		
 P4460-2R08-G88	9,69	10	0,8							☺	☺	

刀具材质订购示例 WKK10S: P4130-4R12-E47 WKK10S

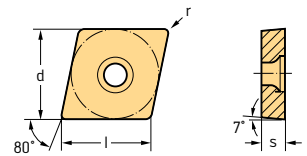
HC = 涂层硬质合金
HW = 无涂层硬质合金

B2






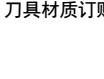

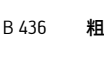

菱形, 正型 80°

CCGT / CCMT

Tiger-tec® Gold



可转位刀片

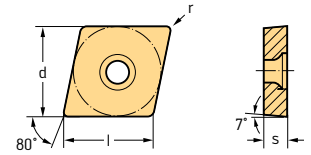
牌号	l mm	r mm	r mm	P						M					K		S			
				HC	WMP20S	WPP10G	WPP20G	WPP20S	WPP30G	WSM20S	WMP20S	WSM01	WSM10S	WSM20S	WSM30S	WKK10S	WKK20S	WSM01	WSM10S	WSM20S
 CCGT060204-MK4	6,45	0,4														☺				
 CCGT060208-MK4	6,45	0,8														☺				
 CCGT09T304-MK4	9,67	0,4														☺				
 CCGT09T308-MK4	9,67	0,8														☺				
 CCGT120408-MK4	12,9	0,8														☺				
 CCGT060204-MM4	6,45	0,4														☺				☺
 CCGT060208-MM4	6,45	0,8														☺				☺
 CCGT09T304-MM4	9,67	0,4														☺				☺
 CCGT09T308-MM4	9,67	0,8														☺				☺
CCGT120408-MM4	12,9	0,8														☺				☺
CCGT060204-MP4	6,45	0,4																		
CCGT09T304-MP4	9,67	0,4		☺	☺															
CCGT09T308-MP4	9,67	0,8		☺	☺															
CCGT120408-MP4	12,9	0,8		☺	☺															

尺寸 - 参见按照 ISO 1832 标准的符号说明

刀具材质订购示例 WKK20S: CCGT060204-MK4 WKK20S

HC = 涂层硬质合金

菱形, 正型 80°
CCGT / CCMT
Tiger-tec® Gold



可转位刀片

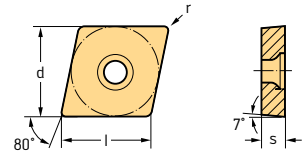
牌号	l mm	r mm	r mm	P					M					K		S			
				HC					HC					HC		HC			
				WMP20S	WPP10G	WPP20G	WPP20S	WPP30G	WSM20S	WMP20S	WSM01	WSM10S	WSM20S	WSM30S	WKK10S	WKK20S	WSM01	WSM10S	WSM20S
	CCMT060202-E47	6,45					☒	☒										☒	☒
	CCMT060204-E47	6,45					☒	☒										☒	☒
	CCMT09T302-E47	9,67					☒	☒										☒	
	CCMT09T304-E47	9,67					☒	☒										☒	☒
	CCMT09T308-E47	9,67					☒	☒										☒	☒
	CCMT120404-E47	12,9					☒	☒										☒	☒
	CCMT120408-E47	12,9					☒	☒										☒	☒
CCMT120412-E47	12,9					☒	☒										☒		
	CCMT060204-MK4	6,45	0,4												☒	☒			
	CCMT060208-MK4	6,45	0,8												☒	☒			
	CCMT09T304-MK4	9,67	0,4												☒	☒			
	CCMT09T308-MK4	9,67	0,8												☒	☒			
	CCMT120404-MK4	12,9	0,4												☒	☒			
	CCMT120408-MK4	12,9	0,8												☒	☒			
	CCMT060204-MM4	6,45	0,4															☒	☒
	CCMT060208-MM4	6,45	0,8															☒	☒
	CCMT09T304-MM4	9,67	0,4															☒	☒
	CCMT09T308-MM4	9,67	0,8															☒	☒
	CCMT120404-MM4	12,9	0,4															☒	☒
	CCMT120408-MM4	12,9	0,8															☒	☒
	CCMT060204-MP4	6,45	0,4			☒	☒												
	CCMT060208-MP4	6,45	0,8			☒	☒												
	CCMT09T304-MP4	9,67	0,4			☒	☒												
	CCMT09T308-MP4	9,67	0,8			☒	☒												
	CCMT120404-MP4	12,9	0,4			☒	☒												
	CCMT120408-MP4	12,9	0,8			☒	☒												
	CCMT060204-RK4	6,45	0,4												☒	☒			
	CCMT060208-RK4	6,45	0,8												☒	☒			
	CCMT09T304-RK4	9,67	0,4												☒	☒			
	CCMT09T308-RK4	9,67	0,8												☒	☒			
	CCMT120404-RK4	12,9	0,4												☒	☒			
	CCMT120408-RK4	12,9	0,8												☒	☒			
CCMT120412-RK4	12,9	1,2												☒	☒				
	CCMT060204-RM4	6,45	0,4															☒	☒
	CCMT060208-RM4	6,45	0,8															☒	☒
	CCMT09T304-RM4	9,67	0,4															☒	☒
	CCMT09T308-RM4	9,67	0,8															☒	☒
	CCMT120404-RM4	12,9	0,4															☒	☒
	CCMT120408-RM4	12,9	0,8															☒	☒
CCMT120412-RM4	12,9	1,2															☒	☒	

尺寸 - 参见按照 ISO 1832 标准的符号说明
刀具材质订购示例 WKK20S: CCGT060204-MK4 WKK20S


HC = 涂层硬质合金

B2

菱形, 正型 80°
CCGT / CCMT
Tiger-tec® Gold



可转位刀片

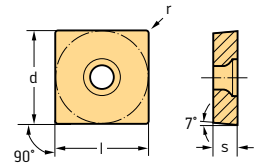
牌号	l mm	r mm	r mm	P						M					K		S		
				HC						HC					HC		HC		
				WMP20S	WPP10G	WPP20G	WPP20S	WPP30G	WSM20S	WMP20S	WSM01	WSM10S	WSM20S	WSM30S	WKK10S	WKK20S	WSM01	WSM10S	WSM20S
 CCGT060204-RP4	6,45	0,4		☺	☺	☺	☺												
CCMT060208-RP4	6,45	0,8			☺	☺	☺												
CCMT09T304-RP4	9,67	0,4		☺	☺	☺	☺												
CCMT09T308-RP4	9,67	0,8		☺	☺	☺	☺												
CCMT120404-RP4	12,9	0,4		☺	☺	☺	☺												
CCMT120408-RP4	12,9	0,8		☺	☺	☺	☺												
CCMT120412-RP4	12,9	1,2		☺	☺	☺	☺												

尺寸 - 参见按照 ISO 1832 标准的符号说明
刀具材质订购示例 WKK20S: CCGT060204-MK4 WKK20S





HC = 涂层硬质合金

B2

正方形, 正型
SCGT / SCMT
Tiger-tec® Gold



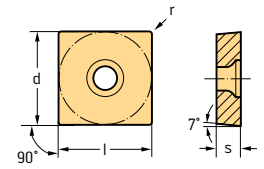
可转位刀片

牌号	l mm	r mm	r mm	P						M					K		S		
				HC						HC					HC		HC		
				WMP20S	WPP10G	WPP20G	WPP20S	WPP30G	WSM20S	WMP20S	WSM01	WSM10S	WSM20S	WSM30S	WKK10S	WKK20S	WSM01	WSM10S	WSM20S
 SCGT09T308-MK4	9,53	0,8											☺						
SCGT120408-MK4	12,7	0,8											☺						
 SCGT09T304-MM4	9,53	0,4							☺					☺			☺		
SCGT09T308-MM4	9,53	0,8							☺					☺			☺		
SCGT120408-MM4	12,7	0,8															☺		
 SCGT09T304-MP4	9,53	0,4			☺														
SCGT09T308-MP4	9,53	0,8			☺														
SCGT120408-MP4	12,7	0,8			☺														
 SCMT060204-E47	6,35		0,4			☺	☺		☺	☺	☺						☺		
SCMT09T304-E47	9,53		0,4			☺	☺		☺	☺	☺						☺		
SCMT09T308-E47	9,53		0,8			☺	☺		☺	☺	☺						☺		
SCMT120408-E47	12,7		0,8			☺	☺		☺	☺	☺						☺		

尺寸 - 参见按照 ISO 1832 标准的符号说明
刀具材质订购示例 WKK20S: SCGT09T308-MK4 WKK20S

HC = 涂层硬质合金

正方形, 正型
SCGT / SCMT
Tiger-tec® Gold



可转位刀片

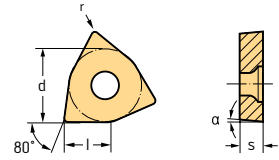
牌号	l mm	r mm	r mm	P					M					K		S				
				HC					HC					HC		HC				
				WMP20S	WPP10G	WPP20G	WPP20S	WPP30G	WSM20S	WMP20S	WSM01	WSM10S	WSM20S	WSM30S	WKK10S	WKK20S	WSM01	WSM10S	WSM20S	WSM30S
SCMT09T304-MK4	9.53	0.4													☉	☉				
SCMT09T308-MK4	9.53	0.8													☉	☉				
SCMT120408-MK4	12.7	0.8													☉	☉				
SCMT09T304-MM4	9.53	0.4		☉							☉								☉	☉
SCMT09T308-MM4	9.53	0.8		☉							☉	☉	☉						☉	☉
SCMT120408-MM4	12.7	0.8		☉							☉		☉						☉	☉
SCMT09T304-MP4	9.53	0.4				☉														
SCMT09T308-MP4	9.53	0.8				☉	☉													
SCMT120408-MP4	12.7	0.8				☉	☉													
SCMT09T304-RK4	9.53	0.4													☉	☉				
SCMT09T308-RK4	9.53	0.8													☉	☉				
SCMT120404-RK4	12.7	0.4													☉	☉				
SCMT120408-RK4	12.7	0.8													☉	☉				
SCMT120412-RK4	12.7	1.2													☉	☉				
SCMT09T304-RM4	9.53	0.4																	☉	☉
SCMT09T308-RM4	9.53	0.8		☉							☉	☉	☉						☉	☉
SCMT120404-RM4	12.7	0.4											☉	☉					☉	☉
SCMT120408-RM4	12.7	0.8		☉							☉	☉	☉						☉	☉
SCMT120412-RM4	12.7	1.2		☉							☉		☉						☉	☉
SCMT09T304-RP4	9.53	0.4			☉	☉		☉												
SCMT09T308-RP4	9.53	0.8			☉	☉		☉												
SCMT09T312-RP4	9.53	1.2			☉			☉												
SCMT120404-RP4	12.7	0.4			☉	☉		☉												
SCMT120408-RP4	12.7	0.8			☉	☉		☉												
SCMT120412-RP4	12.7	1.2			☉	☉		☉												

尺寸 - 参见按照 ISO 1832 标准的符号说明
刀具材质订购示例 WKK20S: SCGT09T308-MK4 WKK20S

HC = 涂层硬质合金

B2

三角形, 正型 80°
WCMT
Tiger-tec® Gold



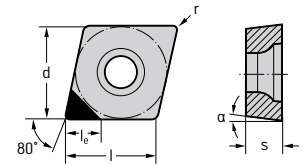
可转位刀片

牌号	l mm	r mm	r mm	P				M			K		S	
				HC				HC			HC		HC	
				WPP20G	WPP20S	WPP30G	WSM20S	WSM20S	WSM30S	WKK20S	WSM20S	WSM30S		
WCMT030204-E47	3,5	0,4		☹	☹	☹	☹	☹	☹	☹	☹	☹	☹	
WCMT040204-E47	4,3	0,4		☹	☹	☹	☹	☹	☹	☹	☹	☹	☹	
WCMT06T304-E47	6,5	0,4		☹	☹	☹	☹	☹	☹	☹	☹	☹	☹	
WCMT06T308-E47	6,5	0,8				☹	☹	☹	☹	☹	☹	☹	☹	
WCMT06T304-MM4	6,52		0,4				☹	☹	☹	☹	☹	☹	☹	
WCMT06T308-MM4	6,52		0,8				☹	☹	☹	☹	☹	☹	☹	
WCMT06T304-MP4	6,52		0,4	☹										
WCMT06T308-MP4	6,52		0,8	☹										
WCMT040204-RK4	4,34		0,4								☹			
WCMT06T304-RK4	6,52		0,4								☹			
WCMT06T308-RK4	6,52		0,8								☹			
WCMT080404-RK4	8,69		0,4								☹			
WCMT080408-RK4	8,69		0,8								☹			
WCMT080412-RK4	8,69		1,2								☹			
WCMT030202-RM4	3,91		0,2					☹	☹	☹	☹	☹	☹	
WCMT040202-RM4	4,34		0,2					☹	☹	☹	☹	☹	☹	
WCMT040204-RM4	4,34		0,4					☹	☹	☹	☹	☹	☹	
WCMT06T304-RM4	6,52		0,4					☹	☹	☹	☹	☹	☹	
WCMT06T308-RM4	6,52		0,8					☹	☹	☹	☹	☹	☹	
WCMT080408-RM4	8,69		0,8					☹	☹	☹	☹	☹	☹	
WCMT080412-RM4	8,69		1,2					☹	☹	☹	☹	☹	☹	
WCMT030202-RP4	3,91		0,2	☹										
WCMT040204-RP4	4,34		0,4	☹										
WCMT06T304-RP4	6,52		0,4	☹										
WCMT06T308-RP4	6,52		0,8	☹	☹									
WCMT080404-RP4	8,69		0,4	☹										
WCMT080408-RP4	8,69		0,8	☹	☹									
WCMT080412-RP4	8,69		1,2	☹										

尺寸 - 参见按照 ISO 1832 标准的符号说明
刀具材质订购示例 WPP20S: WCMT030204-E47 WPP20S

HC = 涂层硬质合金

CBN – 菱形, 正型 80° CPGW



可转位刀片

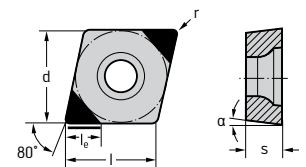
牌号	切削刃数量	l mm	r mm	H	
				BH	WCB50
	CPGW050202	1	5,65	0,2	
	CPGW050204	1	5,65	0,4	

尺寸 – 参见按照 ISO 1832 标准的符号说明
 刀具材质订购示例 WCB50: CPGW050202 WCB50

BH = 高 CBN 含量的 CBN

B2

CBN – 菱形, 正型 80° CCGW



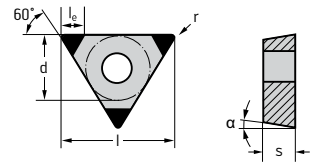
可转位刀片

牌号	切削刃数量	le mm	l mm	r mm	α	K		S		H			
						BH	BH	BC	BH	BL	BH	BL	
	CCGW060202EM-2	2	2,8	6,45	0,2	7°							
	CCGW060204EM-2	2	2,8	6,45	0,4	7°							
	CCGW09T304EM-2	2	2,8	9,67	0,4	7°							
	CCGW09T308EM-2	2	2,7	9,67	0,8	7°							
	CCGW060202TM-2	2	2,8	6,45	0,2	7°							
	CCGW060204TM-2	2	2,8	6,45	0,4	7°							
	CCGW060208TM-2	2	2,7	6,45	0,8	7°							
	CCGW09T304TM-2	2	2,8	9,67	0,4	7°							
	CCGW09T308TM-2	2	2,7	9,67	0,8	7°							
	CCGW09T304TS-MW2	2	2,8	9,67	0,4	7°							
	CCGW09T308TM-MW2	2	2,7	9,67	0,8	7°							
	CCGW060202TS-2	2	2,8	6,45	0,2	7°							
	CCGW060204TS-2	2	2,8	6,45	0,4	7°							
	CCGW060208TS-2	2	2,7	6,45	0,8	7°							
	CCGW09T304TS-2	2	2,8	9,67	0,4	7°							
	CCGW09T308TS-2	2	2,7	9,67	0,8	7°							



尺寸 – 参见按照 ISO 1832 标准的符号说明
 刀具材质订购示例 WBS10: CCGW060202EM-2 WBS10

BH = 高 CBN 含量的 CBN
 BC = CBN Coated
 BL = 低 CBN 含量的 CBN

CBN – 三角形，正型 60° TCGW



可转位刀片

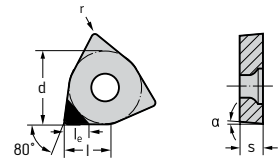
牌号	切削刃数量	l _e mm	l mm	r mm	α	K		H			
						BH	WBK20	BC	BH	BL	
 TCGW110204TM-3 TCGW110208TM-3	3	3,1	11	0,4	7°	☺	☺	☺	☺	☺	☺
	3	2,8	11	0,8	7°	☺	☺	☺	☺	☺	☺
 TCGW110204TS-3 TCGW110204TS-3	3	2,8	11	0,2	7°	☺					
	3	3,1	11	0,4	7°	☺					

尺寸 – 参见按照 ISO 1832 标准的符号说明
 刀具材质订购示例 WBH10: TCGW110204TM-3 WBH10



BH = 高 CBN 含量的 CBN
 BC = CBN Coated
 BL = 低 CBN 含量的 CBN

B2

CBN – 三角形，正型 80° WCMW



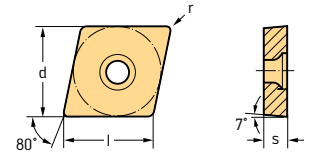
可转位刀片

牌号	切削刃数量	l mm	r mm	K		N		H	
				BH	WCB80	DP	WCD10	WBH	WCB80
 WCMW020102 WCMW020104 WCMW030202 WCMW030204 WCMW040202 WCMW040204 WCMW050304	1	2,7	0,2	☺	☺	☺	☺	☺	☺
	1	2,7	0,4	☺	☺	☺	☺	☺	☺
	1	3,5	0,2	☺	☺	☺	☺	☺	☺
	1	3,5	0,4	☺	☺	☺	☺	☺	☺
	1	4,3	0,2	☺	☺	☺	☺	☺	☺
	1	4,3	0,4	☺	☺	☺	☺	☺	☺
	1	5,43	0,4	☺	☺	☺	☺	☺	☺
 WCMW020104 WCMW030202 WCMW030204 WCMW040202 WCMW040204 WCMW050304		2,7	0,4			☺			
		3,5	0,2			☺			
		3,5	0,4			☺			
		4,3	0,2			☺			
		4,3	0,4			☺			

尺寸 – 参见按照 ISO 1832 标准的符号说明
 刀具材质订购示例 WCB50: WCMW020102 WCB50

BH = 高 CBN 含量的 CBN
 DP = 聚晶金刚石

菱形, 正型 80°
CCMT / CPGT / CPMT
Tiger-tec® Gold



可转位刀片

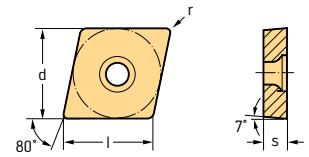
牌号	l mm	r mm	r mm	P					M			K		N	S
				HC					HC			HC	HW	HC	
				WMP20S	WPP10G	WPP20G	WTP35	WXM15	WEP10C	WMP20S	WSM01	WSM20S	WXM15	WAK15	WXM15
CCMT060204-FP6	6,45	0,4		☺	☺										
CCMT060208-FP6	6,45	0,8			☺										
CCMT09T304-FP6	9,67	0,4		☺	☺										
CCMT09T308-FP6	9,67	0,8		☺	☺										
CCMT120404-FP6	12,9	0,4			☺										
CCMT120408-FP6	12,9	0,8			☺										
CPGT050202M-FP2	5,64	0,17						☺							
CPGT050204M-FP2	5,64	0,37						☺							
CPGT050204-MM4	5,64	0,4							☺						☺
CPGT060201-MM4	6,45	0,1							☺					☺	☺
CPGT060202-MM4	6,45	0,2							☺					☺	☺
CPGT060204-MM4	6,45	0,4							☺	☺				☺	☺
CPGT060208-MM4	6,45	0,8							☺					☺	☺
CPGT09T301-MM4	9,67	0,1							☺	☺				☺	☺
CPGT09T304-MM4	9,67	0,4							☺	☺				☺	☺
CPGT09T308-MM4	9,67	0,8							☺	☺				☺	☺
CPGT050202-X15	5,65		0,2			☺	☺				☺	☺	☺		
CPGT050204-X15	5,65		0,4			☺	☺				☺	☺	☺		
CPGT050204-X25	5,65		0,4										☺		
CPGT050202-X5	5,65		0,2			☺	☺				☺	☺	☺		
CPGT050204-X5	5,65		0,4			☺	☺				☺	☺	☺		
CPMT050204-FM4	5,64	0,4				☺				☺	☺				☺
CPMT060204-FM4	6,45	0,4				☺				☺	☺				☺
CPMT09T304-FM4	9,67	0,4				☺				☺	☺				☺
CPMT09T308-FM4	9,67	0,8				☺				☺	☺				☺
CPMT050204-FP4	5,64	0,4				☺									
CPMT060204-FP4	6,45	0,4				☺									
CPMT09T304-FP4	9,67	0,4				☺									
CPMT09T308-FP4	9,67	0,8				☺									

尺寸 - 参见按照 ISO 1832 标准的符号说明
刀具材质订购示例 WPP10G: CCMT060204-FP6 WPP10G

HC = 涂层硬质合金
HE = 涂层金属陶瓷
HW = 无涂层硬质合金

B2

菱形, 正型 80°
 CCGT / CCMT
 Tiger-tec® Gold



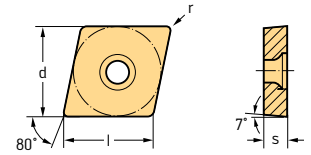
可转位刀片

牌号	l mm	r mm	r mm	P						M					K			N		S						
				HC						HC					HC			HC	HW	HC						
				WMP20S	WPP10G	WPP20G	WTP35	WXM15	WEPI0C	WMP20S	WSM01	WSM10S	WSM20S	WSM30S	WXM15	WAK15	WKK10S	WKK20S	WXM15	WNN10	WN10	WSM01	WSM10S	WSM20S	WSM30S	
CCGT060201-FM2	6.45	0.1																								
CCGT060202-FM2	6.45	0.2																								
CCGT060204-FM2	6.45	0.4																								
CCGT09T301-FM2	9.67	0.1																								
CCGT09T302-FM2	9.67	0.2																								
CCGT09T304-FM2	9.67	0.4																								
CCGT09T308-FM2	9.67	0.8																								
CCGT120404-FM2	12.9	0.4																								
CCGT120408-FM2	12.9	0.8																								
CCGT060201-FN2	6.45	0.1																								
CCGT060202-FN2	6.45	0.2																								
CCGT060204-FN2	6.45	0.4																								
CCGT09T301-FN2	9.67	0.1																								
CCGT09T302-FN2	9.67	0.2																								
CCGT09T304-FN2	9.67	0.4																								
CCGT09T308-FN2	9.67	0.8																								
CCGT120404-FN2	12.9	0.4																								
CCGT120408-FN2	12.9	0.8																								
CCGT060201M-FP2	6.45	0.07																								
CCGT060202M-FP2	6.45	0.17																								
CCGT060204M-FP2	6.45	0.37																								
CCGT09T301M-FP2	9.67	0.07																								
CCGT09T302M-FP2	9.67	0.17																								
CCGT09T304M-FP2	9.67	0.37																								
CCGT09T308M-FP2	9.67	0.77																								
CCGT060201-MN2	6.45	0.1																								
CCGT060202-MN2	6.45	0.2																								
CCGT060204-MN2	6.45	0.4																								
CCGT09T301-MN2	9.67	0.1																								
CCGT09T302-MN2	9.67	0.2																								
CCGT09T304-MN2	9.67	0.4																								
CCGT09T308-MN2	9.67	0.8																								
CCGT120402-MN2	12.9	0.2																								
CCGT120404-MN2	12.9	0.4																								
CCGT120408-MN2	12.9	0.8																								
CCGT060202-X15	6.45		0.2																							
CCGT060204-X15	6.45		0.4																							
CCGT060202-X5	6.45		0.2																							
CCGT060204-X5	6.45		0.4																							

尺寸 - 参见按照 ISO 1832 标准的符号说明
 刀具材质订购示例 WSM20S: CCGT060201-FM2 WSM20S

HC = 涂层硬质合金
 HE = 涂层金属陶瓷
 HW = 无涂层硬质合金

菱形, 正型 80°
CCGT / CCMT
Tiger-tec® Gold



可转位刀片

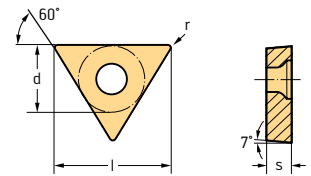
牌号	l mm	r mm	r mm	P						M					K			N		S			
				HC						HC					HC			HC	HW	HC			
				WMP20S	WPP10G	WPP20G	WTP35	WXM15	WEP10C	WMP20S	WSM01	WSM10S	WSM20S	WSM30S	WXM15	WAK15	WKK10S	WKK20S	WXM15	WNN10	WN10	WSM01	WSM10S
CCMT060204-FK6	6.45	0.4													⊕	⊕							
CCMT060208-FK6	6.45	0.8													⊕	⊕							
CCMT09T304-FK6	9.67	0.4													⊕	⊕							
CCMT09T308-FK6	9.67	0.8													⊕	⊕							
CCMT120404-FK6	12.9	0.4													⊕	⊕							
CCMT120408-FK6	12.9	0.8													⊕	⊕							
CCMT060202-FM4	6.45	0.2		⊕						⊕	⊕	⊕	⊕								⊕	⊕	⊕
CCMT060204-FM4	6.45	0.4		⊕						⊕	⊕	⊕	⊕								⊕	⊕	⊕
CCMT060208-FM4	6.45	0.8		⊕						⊕	⊕	⊕	⊕								⊕	⊕	⊕
CCMT09T302-FM4	9.67	0.2		⊕						⊕	⊕	⊕	⊕								⊕	⊕	⊕
CCMT09T304-FM4	9.67	0.4		⊕						⊕	⊕	⊕	⊕								⊕	⊕	⊕
CCMT09T308-FM4	9.67	0.8		⊕						⊕	⊕	⊕	⊕								⊕	⊕	⊕
CCMT120404-FM4	12.9	0.4									⊕	⊕	⊕								⊕	⊕	⊕
CCMT120408-FM4	12.9	0.8									⊕	⊕	⊕								⊕	⊕	⊕
CCMT060204-FM6	6.45	0.4										⊕	⊕									⊕	⊕
CCMT060208-FM6	6.45	0.8										⊕	⊕									⊕	⊕
CCMT09T304-FM6	9.67	0.4										⊕	⊕									⊕	⊕
CCMT09T308-FM6	9.67	0.8										⊕	⊕									⊕	⊕
CCMT120408-FM6	12.9	0.8										⊕	⊕									⊕	⊕
CCMT060202-FP4	6.45	0.2		⊕	⊕				⊕														
CCMT060204-FP4	6.45	0.4		⊕	⊕				⊕														
CCMT060208-FP4	6.45	0.8		⊕	⊕				⊕														
CCMT09T302-FP4	9.67	0.2		⊕	⊕				⊕														
CCMT09T304-FP4	9.67	0.4		⊕	⊕				⊕														
CCMT09T308-FP4	9.67	0.8		⊕	⊕				⊕														
CCMT120404-FP4	12.9	0.4		⊕	⊕				⊕														
CCMT120408-FP4	12.9	0.8		⊕	⊕				⊕														
CCMT060204-FP6	6.45	0.4		⊕	⊕				⊕														
CCMT060208-FP6	6.45	0.8		⊕	⊕				⊕														
CCMT09T304-FP6	9.67	0.4		⊕	⊕				⊕														
CCMT09T308-FP6	9.67	0.8		⊕	⊕				⊕														
CCMT120404-FP6	12.9	0.4		⊕	⊕				⊕														
CCMT120408-FP6	12.9	0.8		⊕	⊕				⊕														

尺寸 - 参见按照 ISO 1832 标准的符号说明
刀具材质订购示例 WSM20S: CCGT060201-FM2 WSM20S

HC = 涂层硬质合金
HE = 涂层金属陶瓷
HW = 无涂层硬质合金

B2

三角形, 正型 60°
TCGT / TCMT
Tiger-tec® Gold



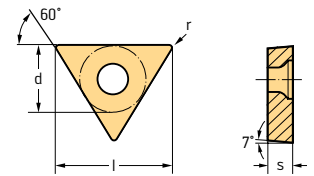
可转位刀片

牌号	l mm	r mm	P				M					N		S				
			HC		HE	HC				HC	HW	HC						
			WMP20S	WPP10G	WPP20G	WEP10C	WMP20S	WSM01	WSM10S	WSM20S	WSM21	WSM30S	WNN10	WN10	WSM01	WSM10S	WSM20S	WSM21
TCGT06T101-FM2	6.87	0.1																
TCGT06T102-FM2	6.87	0.2																
TCGT06T104-FM2	6.87	0.4																
TCGT090202-FM2	9.62	0.2																
TCGT090204-FM2	9.62	0.4																
TCGT110201-FM2	11	0.1																
TCGT110202-FM2	11	0.2																
TCGT110204-FM2	11	0.4																
TCGT16T302-FM2	16.5	0.2																
TCGT16T304-FM2	16.5	0.4																
TCGT16T308-FM2	16.5	0.8																
TCGT06T101-FN2	6.87	0.1																
TCGT06T102-FN2	6.87	0.2																
TCGT06T104-FN2	6.87	0.4																
TCGT090202-FN2	9.62	0.2																
TCGT090204-FN2	9.62	0.4																
TCGT110202-FN2	11	0.2																
TCGT110204-FN2	11	0.4																
TCGT16T304-FN2	16.5	0.4																
TCGT16T308-FN2	16.5	0.8																
TCGT06T104M-FP2	6.87	0.37																
TCGT090204M-FP2	9.62	0.37																
TCGT110202M-FP2	11	0.17																
TCGT110204M-FP2	11	0.37																
TCGT110201-MN2	11	0.1																
TCGT110202-MN2	11	0.2																
TCGT110204-MN2	11	0.4																
TCGT16T302-MN2	16.5	0.2																
TCGT16T304-MN2	16.5	0.4																
TCGT16T308-MN2	16.5	0.8																
TCMT06T102-FM4	6.87	0.2																
TCMT06T104-FM4	6.87	0.4																
TCMT090202-FM4	9.62	0.2																
TCMT090204-FM4	9.62	0.4																
TCMT090208-FM4	9.62	0.8																
TCMT110202-FM4	11	0.2																
TCMT110204-FM4	11	0.4																
TCMT110208-FM4	11	0.8																
TCMT16T302-FM4	16.5	0.2																
TCMT16T304-FM4	16.5	0.4																
TCMT16T308-FM4	16.5	0.8																



尺寸 - 参见按照 ISO 1832 标准的符号说明
刀具材质订购示例 WSM21: TCGT06T101-FM2 WSM21

HC = 涂层硬质合金
HE = 涂层金属陶瓷
HW = 无涂层硬质合金

三角形, 正型 60°
TCGT / TCMT
Tiger-tec® Gold



可转位刀片

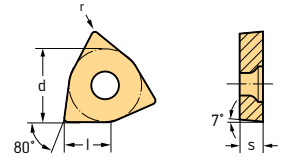
牌号	l mm	r mm	P				M					N		S				
			HC				HC					HC	HW	HC				
			WMP20S	WPP10G	WPP20G	WEP10C	WMP20S	WSM01	WSM10S	WSM20S	WSM21	WSM30S	WNN10	WN10	WSM01	WSM10S	WSM20S	WSM21
 TCMT06T102-FP4	6.87	0.2			☺													
TCMT06T104-FP4	6.87	0.4			☺	☺												
TCMT090202-FP4	9.62	0.2			☺													
TCMT090204-FP4	9.62	0.4			☺	☺												
TCMT090208-FP4	9.62	0.8			☺													
TCMT110202-FP4	11	0.2			☺	☺												
TCMT110204-FP4	11	0.4			☺	☺	☺											
TCMT110208-FP4	11	0.8			☺	☺												
TCMT16T302-FP4	16.5	0.2			☺													
TCMT16T304-FP4	16.5	0.4			☺	☺												
TCMT16T308-FP4	16.5	0.8			☺	☺	☺											
 TCMT110204-FP6	11	0.4			☺													
TCMT110208-FP6	11	0.8			☺													
TCMT16T304-FP6	16.5	0.4			☺													
TCMT16T308-FP6	16.5	0.8			☺													

尺寸 - 参见按照 ISO 1832 标准的符号说明
刀具材质订购示例 WSM21: TCGT06T101-FM2 WSM21

HC = 涂层硬质合金
HE = 涂层金属陶瓷
HW = 无涂层硬质合金

B2

三角形, 正型 80°
WCGT / WCMT / WCMW
Tiger-tec® Gold



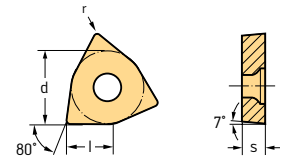
可转位刀片

牌号	切削刃数量	l mm	r mm	r mm	P				M			K		N			S		H	
					HC				HC			BH	HC	DP	HC	HW	HC		BH	
					WPP10G	WPP20G	WFP35	WXM15	WSM20S	WSM21	WSM30S	WXM15	WCB80	WAK15	WXM15	WCD10	WNN10	WK1	WSM20S	WSM21
	WCGT030202-FM2		3.91	0.2																
	WCGT030204-FM2		3.91	0.4																
	WCGT040202-FM2		4.34	0.2																
	WCGT040204-FM2		4.34	0.4																
	WCGT020102-FN2		2.7	0.2																
	WCGT020104-FN2		2.7	0.4																
	WCGT030202-FN2		3.91	0.2																
	WCGT030204-FN2		3.91	0.4																
	WCGT040202-FN2		4.34	0.2																
	WCGT040204-FN2		4.34	0.4																
	WCGT06T304-FN2		6.52	0.4																
	WCGT06T308-FN2		6.52	0.8																
	WCGT030202-MN2		3.91	0.2																
	WCGT030204-MN2		3.91	0.4																
	WCGT040204-MN2		4.34	0.4																
	WCGT06T302-MN2		6.52	0.2																
	WCGT06T304-MN2		6.52	0.4																
	WCGT080404-MN2		8.69	0.4																
	WCGT080408-MN2		8.69	0.8																
	WCGT020102-X15		2.7		0.2															
	WCGT020104-X15		2.7		0.4															
	WCGT030202-X15		3.5		0.2															
	WCGT030204-X15		3.5		0.4															
	WCGT040204-X15		4.3		0.2															
	WCGT040204-X15		4.3		0.4															
	WCGT050304-X15		5.43		0.4															
	WCGT020102-X25		2.7		0.2															
	WCGT030202-X25		3.5		0.2															
	WCGT030204-X25		3.5		0.4															
	WCGT040204-X25		4.3		0.4															
	WCGT050304-X25		5.43		0.4															
	WCGT020102-X5		2.7		0.2															
	WCGT020104-X5		2.7		0.4															
	WCGT030202-X5		3.5		0.2															
	WCGT030204-X5		3.5		0.4															
	WCGT040202-X5		4.3		0.2															
	WCGT040204-X5		4.3		0.4															
	WCGT050304-X5		5.43		0.4															
	WCMT040202-FM4		4.34	0.2																
	WCMT040204-FM4		4.34	0.4																
	WCMT06T304-FM4		6.52	0.4																
	WCMT06T308-FM4		6.52	0.8																

尺寸 - 参见按照 ISO 1832 标准的符号说明
刀具材质订购示例 WSM21: WCGT030202-FM2 WSM21

HC = 涂层硬质合金
BH = 高 CBN 含量的 CBN
DP = 聚晶金刚石
HW = 无涂层硬质合金

三角形, 正型 80°
WCGT / WCMT / WCMW
Tiger-tec® Gold



可转位刀片

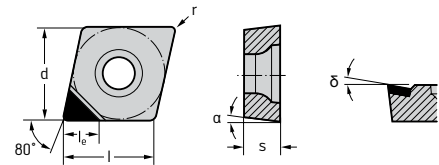
牌号	切削刃数量	l mm	r mm	r mm	P				M				K			N			S			H	
					HC				HC				BH	HC		DP	HC	HW	HC			CB50	CB80
					WPP10G	WPP20G	WTP35	WXM15	WSM20S	WSM21	WSM30S	WXM15	WCB80	WAK15	WXM15	WCD10	WNN10	WK1	WSM20S	WSM21	WSM30S	WCB50	WCB80
		4.34	0.2		☉	☉																	
		4.34	0.4		☉	☉																	
		4.34	0.8		☉	☉																	
		6.52	0.2		☉	☉																	
		6.52	0.4		☉	☉																	
		6.52	0.8		☉	☉																	
		8.69	0.4		☉	☉																	
		8.69	0.8		☉	☉																	
	1	2.7		0.2						☉										☉	☉		
	1	2.7		0.4						☉											☉	☉	
	1	3.5		0.2						☉											☉	☉	
	1	3.5		0.4						☉											☉	☉	
	1	4.3		0.2						☉											☉	☉	
	1	4.3		0.4						☉											☉	☉	
	1	5.43		0.4						☉											☉	☉	
		2.7		0.4							☉												
		3.5		0.2							☉												
		3.5		0.4							☉												
		4.3		0.2							☉												
		4.3		0.4							☉												
		5.43		0.4							☉												

尺寸 - 参见按照 ISO 1832 标准的符号说明
刀具材质订购示例 WSM21: WCGT030202-FM2 WSM21

HC = 涂层硬质合金
BH = 高 CBN 含量的 CBN
DP = 聚晶金刚石
HW = 无涂层硬质合金

B2

PCD – 菱形, 正型 80° CPGW



可转位刀片

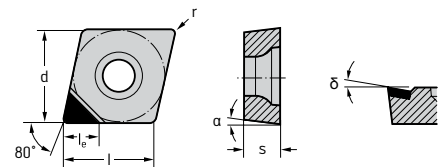
牌号	切削刃数量	l _e mm	l mm	r mm	α		N	O	
							WDN10	WDN10	
	CPGW050204FS-1	1	3	5,64	0,4	11°	0°	☺	☺
	CPGW060204FS-1	1	3,5	6,45	0,4	11°	0°	☺	☺
	CPGW09T304FS-1	1	4	9,67	0,4	11°	0°	☺	☺
	CPGW09T308FS-1	1	4	9,67	0,8	11°	0°	☺	☺
	CPGW120408FS-1	1	4	12,9	0,8	11°	0°	☺	☺

尺寸 – 参见按照 ISO 1832 标准的符号说明
 刀具材质订购示例 WDN10: CPGW050204FS-1 WDN10

DP = 聚晶金刚石

B2

PCD – 菱形, 正型 80° CCGT / CCGW



可转位刀片

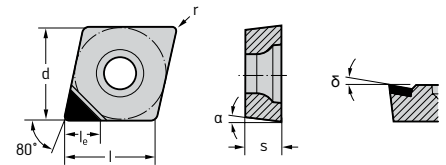
牌号	切削刃数量	l _e mm	l mm	r mm	α		N	O	
							WDN10	WDN10	
	CCGT060202FS-1	1	3,5	6,45	0,2	7°	7°	☺	☺
	CCGT060204FS-1	1	3,5	6,45	0,4	7°	7°	☺	☺
	CCGT060208FS-1	1	3,5	6,45	0,8	7°	7°	☺	☺
	CCGT09T304FS-1	1	4	9,67	0,4	7°	10°	☺	☺
	CCGT09T308FS-1	1	4	9,67	0,8	7°	10°	☺	☺
	CCGT060204FS-M1	1	3,5	6,45	0,4	7°		☺	☺
	CCGT09T304FS-M1	1	4	9,67	0,4	7°		☺	☺
	CCGW060202FS-1	1	3,6	6,45	0,2	7°	0°	☺	☺
	CCGW060204FS-1	1	3,5	6,45	0,4	7°	0°	☺	☺
	CCGW060208FS-1	1	3,5	6,45	0,8	7°	0°	☺	☺
	CCGW09T302FS-1	1	4,1	9,67	0,2	7°	0°	☺	☺
	CCGW09T304FS-1	1	4,1	9,67	0,4	7°	0°	☺	☺
	CCGW09T308FS-1	1	4	9,67	0,8	7°	0°	☺	☺
	CCGW120404FS-1	1	4,1	12,9	0,4	7°	0°	☺	☺
	CCGW120408FS-1	1	4	12,9	0,8	7°	0°	☺	☺

尺寸 – 参见按照 ISO 1832 标准的符号说明
 刀具材质订购示例 WDN10: CCGT060202FS-1 WDN10

DP = 聚晶金刚石

PCD – 菱形, 正型 80°

CCGT / CCGW



可转位刀片

牌号	切削刃数量	l _e mm	l mm	r mm	α			N	O
								WDN10	WDN10
	CCGW060204FSL-9	1	6.4	6.45	0.4	7°	0°		
	CCGW09T304FSL-9	1	9.7	9.67	0.4	7°	0°		
	CCGW09T308FSL-9	1	9.7	9.67	0.8	7°	0°		
	CCGW060204FSR-9	1	6.4	6.45	0.4	7°	0°		
	CCGW09T304FSR-9	1	9.7	9.67	0.4	7°	0°		
	CCGW09T308FSR-9	1	9.7	9.67	0.8	7°	0°		

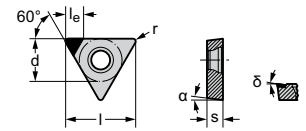
尺寸 – 参见按照 ISO 1832 标准的符号说明
 刀具材质订购示例 WDN10: CCGT060202FS-1 WDN10

DP = 聚晶金刚石

B2

PKD – 三角形, 正型 60°

TCGW



可转位刀片

牌号	切削刃数量	l _e mm	l mm	r mm	α			N	O
								WDN10	WDN10
	TCGW090204FS-1	1	3.8	9.62	0.4	7°	0°		
	TCGW110202FS-1	1	4.4	11	0.2	7°	0°		
	TCGW110204FS-1	1	4.3	11	0.4	7°	0°		
	TCGW110208FS-1	1	4	11	0.8	7°	0°		
	TCGW16T304FS-1	1	4.3	16.5	0.4	7°	0°		
	TCGW16T308FS-1	1	4	16.5	0.8	7°	0°		
	TCGW090204FS-9	1	9	9.62	0.4	7°	0°		
	TCGW110204FS-9	1	10.4	11	0.4	7°	0°		
	TCGW16T308FS-9	1	15.3	16.5	0.8	7°	0°		

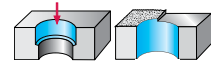
尺寸 – 参见按照 ISO 1832 标准的符号说明
 刀具材质订购示例 WDN10: TCGW090204FS-1 WDN10

DP = 聚晶金刚石

WALTER SELECT 最佳刀具, 用于... → 良好的 = → 一般的 = → 不利的 = 加工条件

Walter Capto™ 双刃粗镗刀

加工



直径范围 [mm]	20-33	33-153	148-620
-----------	-------	--------	---------



订货号	B3221	B3220	B5460
Display	analog	analog	analog

刀柄

Walter Capto™	✓	✓	✓
ScrewFit	✓	✓	
NCT			
P 钢	●●	●●	●●
M 不锈钢	●●	●●	●●
K 铸铁	●●	●●	●●
N 有色金属	●	●	●●
S 难切削材料	●●	●●	●●
H 硬材料			
O 其他			

Solid carbide boring bar

Matching insert-types			
目录中的页面	B 462	B 468	B 476

二维码


www.walter-tools.com/woc/

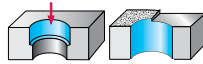
B3221

B3220

B5460

Walter Capto™ 双刃粗镗刀

加工



直径范围 [mm]

148–620



订货号

B5560

Display

analog

刀柄

Walter Capto™



ScrewFit

NCT

P 钢



M 不锈钢



K 铸铁



N 有色金属



S 难切削材料



H 硬材料

O 其他

Solid carbide boring bar

Matching insert-types



目录中的页面

B 484

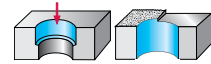
二维码


www.walter-tools.com/woc/

B5560

Walter NCT 双刃粗镗刀

加工



直径范围 [mm]	20-33	33-153	148-620
-----------	-------	--------	---------



订货号	B3221	B3220	B5460
Display	analog	analog	analog

刀柄

Walter Capto™			
ScrewFit			
NCT	✓	✓	✓
P 钢	●●	●●	●●
M 不锈钢	●●	●●	●●
K 铸铁	●●	●●	●●
N 有色金属	●	●	●●
S 难切削材料	●●	●●	●●
H 硬材料			
O 其他			

Solid carbide boring bar

Matching insert-types			
目录中的页面	B 464	B 470	B 482

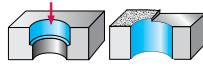
二维码



www.walter-tools.com/woc/	B3221	B3220	B5460
---------------------------	-------	-------	-------

Walter NCT 双刃粗镗刀

加工



直径范围 [mm]

148–620



订货号

B5560

Display

analog

刀柄

Walter Capto™

ScrewFit

NCT

✓

P 钢

●●

M 不锈钢

●●

K 铸铁

●●

N 有色金属

●●

S 难切削材料

●●

H 硬材料

O 其他

Solid carbide boring bar

Matching insert-types



目录中的页面

B 486

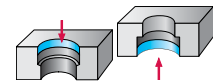
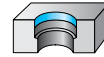
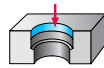
二维码


www.walter-tools.com/woc/

B5560

Walter Capto™ / ScrewFit 精镗刀

加工



直径范围 [mm]

1–20

3–124

19–167



订货号

B5110

B4035

B5115

Display

analog

digital

analog

刀柄

Walter Capto™

✓

✓

✓

ScrewFit

✓

✓

NCT

P 钢

●●

●●

●●

M 不锈钢

●●

●●

●●

K 铸铁

●●

●●

●●

N 有色金属

●●

●●

●●

S 难切削材料

●●

●●

●●

H 硬材料

●

●

●

O 其他

●


●

●

Solid carbide boring bar



Matching insert-types



目录中的页面

B 512

B 506

B 520

二维码


www.walter-tools.com/woc/

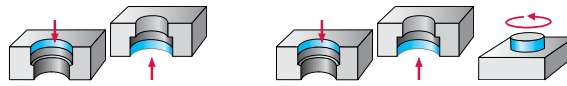
B5110

B4035

B5115

Walter Capto™ / ScrewFit 精镗刀

加工



直径范围 [mm]	69–167	148–635
-----------	--------	---------



订货号	B5125	B5120
-----	-------	-------

Display	analog	analog
---------	--------	--------

刀柄

Walter Capto™	✓	✓
---------------	---	---

ScrewFit

NCT		
-----	--	--

P 钢	●●	●●
M 不锈钢	●●	●●
K 铸铁	●●	●●
N 有色金属	●●	●●
S 难切削材料	●●	●●
H 硬材料	●	●
O 其他	●	●

Solid carbide boring bar

Matching insert-types



目录中的页面	B 534	B 542
--------	-------	-------

二维码



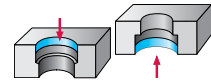
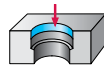
www.walter-tools.com/woc/

B5125

B5120

Walter NCT 精镗刀

加工



直径范围 [mm]

1-20

3-124

19-167



订货号

B5110

B4035

B5115

Display

analog

digital

analog

刀柄

Walter Capto™

ScrewFit

✓

NCT

✓

✓

P 钢

●●

●●

●●

M 不锈钢

●●

●●

●●

K 铸铁

●●

●●

●●

N 有色金属

●●

●●

●●

S 难切削材料

●●

●●

●●

H 硬材料

●

●

●

O 其他

●


●

●

Solid carbide boring bar



Matching insert-types



目录中的页面

B 516

B 496

B 530

二维码


www.walter-tools.com/woc/

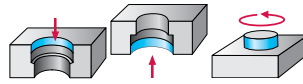
B5110

B4035

B5115

Walter NCT 精镗刀

加工



直径范围 [mm]	148-635
-----------	---------



订货号	B5120
-----	-------

Display	analog
---------	--------

刀柄

Walter Capto™	
---------------	--

ScrewFit	
----------	--

NCT	✓
-----	---

P 钢	●●
M 不锈钢	●●
K 铸铁	●●
N 有色金属	●●
S 难切削材料	●●
H 硬材料	●
O 其他	●

Solid carbide boring bar

Matching insert-types



目录中的页面	B 550
--------	-------

二维码

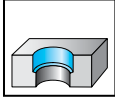


www.walter-tools.com/woc/	B5120
--	-------

双刃粗镗刀

 B3220 / B3221 mm

D_c 20-41	$\kappa=90^\circ$	$Z=2$
----------------	-------------------	-------



	P	M	K	N	S	H	O
B3220	●●	●●	●●	●	●●		
B3221	●●	●●	●●	●	●●		

刀具

牌号	D_c mm	d_1	l_4 mm	$l_{4.1}$ mm	kg	型号
B3220.C3.033-041.Z2.CC06	33-41	C3	80	80.2	0.4	CC .. 0602 ..
 B3221.C3.020-024.Z2.CC06 B3221.C3.023-027.Z2.CC06 B3221.C3.026-033.Z2.CC06	20-24	C3	80		0.2	CC .. 0602 ..
	23-27	C3	80		0.2	
	26-33	C3	80		0.2	

Walter Capto™ in acc. with ISO 26623

刀体和备件包括在供货范围内

备件

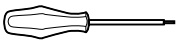
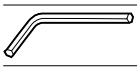
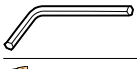

型号	CC .. 0602 ..
刀夹弹簧垫圈	FS1099
刀夹锁紧螺钉	FS1094 (SW 4) 7 Nm

B2



基体		刀夹	
	B3220G.C3.033-044.Z2		EB205-206.CC06
	B3221G.C3.020-027.Z2		EB401.CC06
	B3221G.C3.020-027.Z2		EB402.CC06
	B3221G.C3.026-035.Z2		EB403.CC06

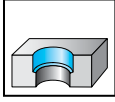
B2

附件		
	型号	CC .. 0602 ..
	螺丝刀	FS230 (T8)
	ISO 2936-1,3 扳手	ISO2936-1,3 (SW 1,3)
	ISO 2936-3 扳手	ISO2936-3 (SW 3,5)
	ARS 刀夹	EB205-206-1.CC06 (ARS)

双刃粗镗刀

B3220 / B3221 mm

D_c 20-41	$\kappa=90^\circ$	$Z=2$
----------------	-------------------	-------



	P	M	K	N	S	H	O
B3220	●●	●●	●●	●	●●		
B3221	●●	●●	●●	●	●●		

刀具

牌号	D_c mm	d_1	l_4 mm	$l_{4,1}$ mm	kg	型号
B3220.T28.33-41.Z2.CC06	33-41	T28	55	55,2	0,3	CC .. 0602 ..
 ScrewFit	B3221.T18.20-24.Z2.CC06	20-24	T18	35	0,1	CC .. 0602 ..
	B3221.T18.23-27.Z2.CC06	23-27	T18	35	0,1	
	B3221.T22.26-33.Z2.CC06	26-33	T22	40	0,1	

刀体和备件包括在供货范围内

备件

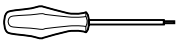
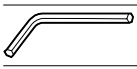
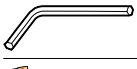

型号	CC .. 0602 ..
刀夹弹簧垫圈	FS1099
刀夹锁紧螺钉	FS1094 (SW 4) 7 Nm

B2



基体		刀夹	
	B3220G.T28.33-41.Z2		EB205-206.CC06
	B3221G.T18.20-27.Z2		EB401.CC06
	B3221G.T18.20-27.Z2		EB402.CC06
	B3221G.T22.26-33.Z2		EB403.CC06

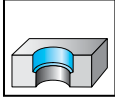
B2

附件		
	型号	CC .. 0602 ..
	螺丝刀	FS230 (T8)
	ISO 2936-1,5 扳手	ISO2936-1,5 (SW 1,5)
	ISO 2936-4 扳手	ISO2936-4 (SW 4)
	ARS 刀夹	EB205-206-1.CC06 (ARS)

双刃粗镗刀

 B3220 / B3221 mm

D_c 20-41	$\kappa=90^\circ$	$Z=2$
----------------	-------------------	-------



	P	M	K	N	S	H	O
B3220	●●	●●	●●	●	●●		
B3221	●●	●●	●●	●	●●		

刀具

	牌号	D_c mm	d_1	l_4 mm	$l_{4,1}$ mm	kg	型号
<p>Modular NCT adaptor</p>	B3220.N3.033-041.Z2.CC06	33-41	NCT 32	80	80,2	0,4	CC .. 0602 ..
	B3221.N2.020-024.Z2.CC06	20-24	NCT 25	80		0,2	CC .. 0602 ..
B3221.N2.023-027.Z2.CC06	23-27	NCT 25	80		0,2		
B3221.N2.026-033.Z2.CC06	26-33	NCT 25	80		0,2		
<p>Modular NCT adaptor</p>							

刀体和备件包括在供货范围内

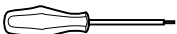



备件

	型号	CC .. 0602 ..
	刀夹弹簧垫圈	FS1099
	刀夹锁紧螺钉	FS1094 (SW 4) 7 Nm
	传动键	FK312
	传动键锁紧螺钉	FS503 (SW 2)



基体		刀夹	
	B3220G.N3.033-044.Z2		EB205-206.CC06
	B3221G.N2.020-027.Z2		EB401.CC06
	B3221G.N2.020-027.Z2		EB402.CC06
	B3221G.N2.026-035.Z2		EB403.CC06

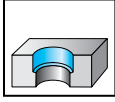
B2

附件		
	型号	CC .. 0602 ..
	螺丝刀	FS230 (T8)
	ISO 2936-1,5 扳手	ISO2936-1,5 (SW 1,5)
	ISO 2936-4 扳手	ISO2936-4 (SW 4)
	ARS 刀夹	EB205-206-1.CC06 (ARS)

双刃粗镗刀

 B3220

D_c 41-153	$\kappa=90^\circ$	Z=2
-----------------	-------------------	-----



	P	M	K	N	S	H	O
B3220	●●	●●	●●	●	●●		

刀具

牌号	D_c mm	d_1	l_4 mm	$l_{4,1}$ mm	kg	型号
B3220.C4.041-055.Z2.CC09	41-55	C4	80	80,3	0,6	CC .. 09T3 ..
B3220.C5.055-070.Z2.CC09	55-70	C5	100	100,3	1,3	
B3220.C6.070-090.Z2.CC12	70-90	C6	110	110,3	2,2	CC .. 1204 ..
B3220.C8.090-110.Z2.CC12	90-110	C8	110	110,3	3,8	
B3220.C8.110-133.Z2.CC12	110-133	C8	110	110,3	4,4	
B3220.C8.130-153.Z2.CC12	130-153	C8	110	110,3	4,4	

Walter Capto™ in acc. with ISO 26623

Walter Capto™ in acc. with ISO 26623

刀体和备件包括在供货范围内

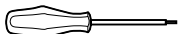


备件

型号	CC .. 09T3 ..	CC .. 1204 ..
刀夹弹簧垫圈	FS1100	FS1101
刀夹锁紧螺钉	FS1095 (SW 4) 12 Nm	FS1096 (SW 6) 30 Nm



基体		刀夹	
	B3220G.C4.041-056.Z2		EB207-208.CC09
	B3220G.C5.055-073.Z2		EB209-210.CC09
	B3220G.C6.070-093.Z2		EB211-212.CC12
	B3220G.C8.090-113.Z2		EB213-214.CC12
	B3220G.C8.110-153.Z2		EB215.CC12
	B3220G.C8.110-153.Z2		EB216.CC12

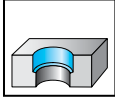
B2

附件			
	型号	CC .. 09T3 ..	CC .. 1204 ..
	螺丝刀	FS229 (T15)	FS228 (T20)
	ISO 2936-2 扳手	ISO2936-2 (SW 2,5)	
	ISO 2936-2.5 扳手		ISO2936-2.5 (SW 2,5)
	ISO 2936-5 扳手	ISO2936-5 (SW5)	
	ISO 2936-6 扳手		ISO2936-6 (SW 6)
	ARS 刀夹	EB207-208-1.CC09 (ARS)	

双刃粗镗刀

 B3220 mm

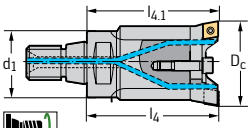
D_c 41-153	$\kappa=90^\circ$	Z=2
-----------------	-------------------	-----



	P	M	K	N	S	H	O
B3220	●●	●●	●●	●	●●		

刀具

牌号	D_c mm	d_1	l_4 mm	$l_{4,1}$ mm	kg	型号
B3220.T36.41-55.Z2.CC09	41-55	T36	65	65,3	0,5	CC .. 09T3 ..
B3220.T45.55-70.Z2.CC09	55-70	T45	80	80,3	0,9	



ScrewFit

刀体和备件包括在供货范围内

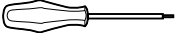



备件

型号	CC .. 09T3 ..
刀夹弹簧垫圈	FS1100
刀夹锁紧螺钉	FS1095 (SW 4) 12 Nm

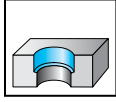


基体		刀夹	
	B3220G.T36.41-55.Z2		EB207-208.CC09
	B3220G.T45.55-70.Z2		EB209-210.CC09

B2

附件		型号	CC .. 09T3 ..
	螺丝刀		FS229 (T15)
	ISO 2936-2 扳手		ISO2936-2 (SW 2,5)
	ISO 2936-5 扳手		ISO2936-5 (SW5)
	ARS 刀夹		EB207-208-1.CC09 (ARS)

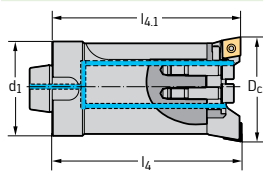
双刃粗镗刀

 B3220 mm


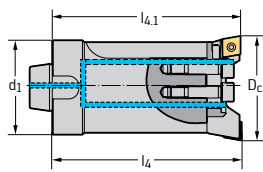
D_c 41-153	$\kappa=90^\circ$	$Z=2$
-----------------	-------------------	-------

	P	M	K	N	S	H	O
B3220	●●	●●	●●	●	●●		

刀具



Modular NCT adaptor



Modular NCT adaptor

牌号	D_c mm	d_1	l_4 mm	$l_{4.1}$ mm	kg	型号
B3220.N4.041-055.Z2.CC09	41-55	NCT 40	80	80,3	0,6	CC .. 09T3 ..
B3220.N5.055-070.Z2.CC09	55-70	NCT 50	100	100,3	1,1	
B3220.N6.070-090.Z2.CC12	70-90	NCT 63	100	100,3	1,8	CC .. 1204 ..
B3220.N8.090-110.Z2.CC12	90-110	NCT 80	100	100,3	2,9	
B3220.N8.110-133.Z2.CC12	110-133	NCT 80	100	100,3	3,4	
B3220.N8.130-153.Z2.CC12	130-153	NCT 80	100	100,3	3,6	

刀体和备件包括在供货范围内

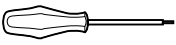
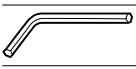
备件

	型号	CC .. 09T3 ..	CC .. 1204 ..
	刀夹弹簧垫圈	FS1100	FS1101
	刀夹锁紧螺钉	FS1095 (SW 4) 12 Nm	FS1096 (SW 6) 30 Nm
	传动键	FK313	
	传动键锁紧螺钉	FS504 (SW 2,5)	



基体		刀夹	
	B3220G.N4.041-056.Z2		EB207-208.CC09
	B3220G.N5.055-073.Z2		EB209-210.CC09
	B3220G.N6.070-093.Z2		EB211-212.CC12
	B3220G.N8.090-113.Z2		EB213-214.CC12
	B3220G.N8.110-153.Z2		EB215.CC12
	B3220G.N8.110-153.Z2		EB216.CC12

B2

附件			
	型号	CC .. 09T3 ..	CC .. 1204 ..
	螺丝刀	FS229 (T15)	FS228 (T20)
	ISO 2936-2 扳手	ISO2936-2 (SW 2,5)	
	ISO 2936-2.5 扳手		ISO2936-2.5 (SW 2,5)
	ISO 2936-5 扳手	ISO2936-5 (SW5)	
	ISO 2936-6 扳手		ISO2936-6 (SW 6)
	ARS 刀夹	EB207-208-1.CC09 (ARS)	

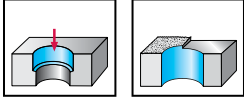
双刃粗镗刀

B5460 mm

Walter Boring XT

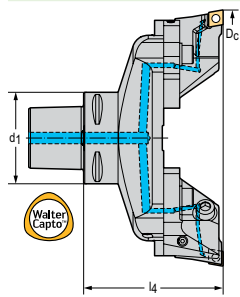
- 对称、不对称和轴向-径向偏移粗镗 (ARS)
- 基体/联结桥也可用于 B5120

D _c 148- 620	Z=2	κ=90°
-------------------------------	-----	-------

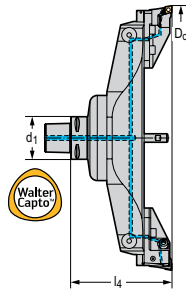


	P	M	K	N	S	H	O
B5460	●●	●●	●●	●●	●●	●●	●●

刀具



Walter Capto™ in acc. with ISO 26623



Walter Capto™ in acc. with ISO 26623

牌号	D _c mm	d ₁	l ₄ mm	kg	型号
B5460-148-200-C8-CC12	148-200	C8	122	7	CC .. 1204 ..
B5460-198-250-C8-CC12	198-250	C8	122	8,1	
B5460-248-300-C8-CC12	248-300	C8	122	9,2	
B5460-298-380-C8-CC12	298-380	C8	179	15,5	CC .. 1204 ..
B5460-378-460-C8-CC12	378-460	C8	184	17,3	
B5460-458-540-C8-CC12	458-540	C8	189	19,2	
B5460-538-620-C8-CC12	538-620	C8	194	21,6	

刀体和备件包括在供货范围内

备件





型号	CC .. 1204 ..	CN .. 1906 ..	SC .. 1204 ..
楔组	FK398	FK398	FK398
锁紧螺钉	FS2662 (HEX8)	FS2662 (HEX8)	FS2662 (HEX8)
可转位刀片锁紧螺钉	FS2658 (15IP) 3 Nm		FS2658 (15IP) 3 Nm
弹簧挡圈	FS2663	FS2663	FS2663
刀垫	AP197	AP198	AP199
垫片	FS2647	FS2647	FS2647
冷却液螺钉	FS2671	FS2671	FS2671



基体	联结桥	滑块	刀夹
B5120-148-000-C8-B		EB723	EB725.CC12
B5120-198-000-C8-B		EB723	EB725.CC12
B5120-248-000-C8-B		EB723	EB725.CC12
B5120-298-000-C8-B	EB731	EB724	EB725.CC12
B5120-298-000-C8-B	EB732	EB724	EB725.CC12
B5120-298-000-C8-B	EB733	EB724	EB725.CC12
B5120-298-000-C8-B	EB734	EB724	EB725.CC12

B2

备件

型号	CC .. 1204 ..	CN .. 1906 ..	SC .. 1204 ..
 刀垫锁紧螺钉	FS2660	FS2661 (20IP) 6,4 Nm	FS2660
调整套装	FS2653	FS2653	FS2653
 螺杆	FS2654	FS2654	FS2654
 盘簧	FS2650	FS2650	FS2650
 RC 夹紧装置		FS2659	

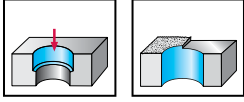
双刃粗镗刀

B5460 mm

Walter Boring XT

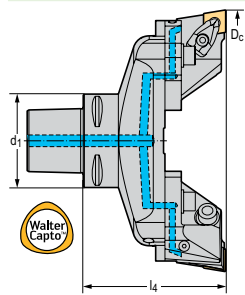
- 对称、不对称和轴向-径向偏移粗镗 (ARS)
- 基体/联结桥也可用于 B5120

D _c 148- 620	Z=2	κ=90°
-------------------------------	-----	-------

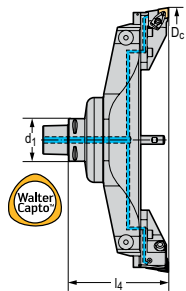


	P	M	K	N	S	H	O
B5460	●●	●●	●●	●●	●●	●●	●●

刀具



Walter Capto™ in acc. with ISO 26623



Walter Capto™ in acc. with ISO 26623

牌号	D _c mm	d ₁	l ₄ mm	kg	型号
B5460-148-200-C8-CN19	148-200	C8	122	7,1	CN .. 1906 ..
B5460-198-250-C8-CN19	198-250	C8	122	8,2	
B5460-248-300-C8-CN19	248-300	C8	122	9,3	
B5460-298-380-C8-CN19	298-380	C8	179	15,7	CN .. 1906 ..
B5460-378-460-C8-CN19	378-460	C8	184	17,4	
B5460-458-540-C8-CN19	458-540	C8	189	19,3	
B5460-538-620-C8-CN19	538-620	C8	194	21,7	

刀体和备件包括在供货范围内

备件





型号	CC .. 1204 ..	CN .. 1906 ..	SC .. 1204 ..
楔组	FK398	FK398	FK398
锁紧螺钉	FS2662 (HEX8)	FS2662 (HEX8)	FS2662 (HEX8)
可转位刀片锁紧螺钉	FS2658 (15IP) 3 Nm		FS2658 (15IP) 3 Nm
弹簧挡圈	FS2663	FS2663	FS2663
刀垫	AP197	AP198	AP199
垫片	FS2647	FS2647	FS2647
冷却液螺钉	FS2671	FS2671	FS2671



基体	联结桥	滑块	刀夹
B5120-148-000-C8-B		EB723	EB726.CN19
B5120-198-000-C8-B		EB723	EB726.CN19
B5120-248-000-C8-B		EB723	EB726.CN19
B5120-298-000-C8-B	EB731	EB724	EB726.CN19
B5120-298-000-C8-B	EB732	EB724	EB726.CN19
B5120-298-000-C8-B	EB733	EB724	EB726.CN19
B5120-298-000-C8-B	EB734	EB724	EB726.CN19

B2

备件

型号	CC .. 1204 ..	CN .. 1906 ..	SC .. 1204 ..
 刀垫锁紧螺钉	FS2660	FS2661 (20IP) 6,4 Nm	FS2660
调整套装	FS2653	FS2653	FS2653
 螺杆	FS2654	FS2654	FS2654
 盘簧	FS2650	FS2650	FS2650
 RC 夹紧装置		FS2659	

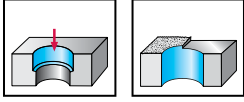
双刃粗镗刀

B5460 mm

Walter Boring XT

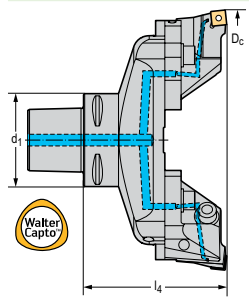
- 对称、不对称和轴向-径向偏移粗镗 (ARS)
- 基体/联结桥也可用于 B5120

D _c 148- 620	Z=2	κ=90°
-------------------------------	-----	-------

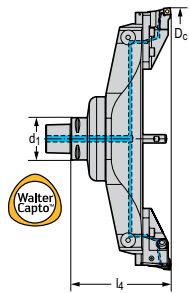


	P	M	K	N	S	H	O
B5460	●●	●●	●●	●●	●●		

刀具



Walter Capto™ in acc. with ISO 26623



Walter Capto™ in acc. with ISO 26623

牌号	D _c mm	d ₁	l ₄ mm	kg	型号
B5460-148-200-C8-SC12	148-200	C8	122	7	SC .. 1204 ..
B5460-198-250-C8-SC12	198-250	C8	122	8,1	
B5460-248-300-C8-SC12	248-300	C8	122	9,2	
B5460-298-380-C8-SC12	298-380	C8	179	15,6	SC .. 1204 ..
B5460-378-460-C8-SC12	378-460	C8	184	17,3	
B5460-458-540-C8-SC12	458-540	C8	189	19,2	
B5460-538-620-C8-SC12	538-620	C8	189	21,6	

刀具和备件包括在供货范围内

备件





型号	CC .. 1204 ..	CN .. 1906 ..	SC .. 1204 ..
楔组	FK398	FK398	FK398
锁紧螺钉	FS2662 (HEX8)	FS2662 (HEX8)	FS2662 (HEX8)
可转位刀片锁紧螺钉	FS2658 (15IP) 3 Nm		FS2658 (15IP) 3 Nm
弹簧挡圈	FS2663	FS2663	FS2663
刀垫	AP197	AP198	AP199
垫片	FS2647	FS2647	FS2647
冷却液螺钉	FS2671	FS2671	FS2671



基体	联结桥	滑块	刀夹
B5120-148-000-C8-B		EB723	EB727.SC12
B5120-198-000-C8-B		EB723	EB727.SC12
B5120-248-000-C8-B		EB723	EB727.SC12
B5120-298-000-C8-B	EB731	EB724	EB727.SC12
B5120-298-000-C8-B	EB732	EB724	EB727.SC12
B5120-298-000-C8-B	EB733	EB724	EB727.SC12
B5120-298-000-C8-B	EB734	EB724	EB727.SC12

B2

备件

型号	CC .. 1204 ..	CN .. 1906 ..	SC .. 1204 ..
 刀垫锁紧螺钉	FS2660	FS2661 (20IP) 6,4 Nm	FS2660
调整套装	FS2653	FS2653	FS2653
 螺杆	FS2654	FS2654	FS2654
 盘簧	FS2650	FS2650	FS2650
 RC 夹紧装置		FS2659	

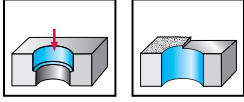
双刃粗镗刀

B5460 mm

Walter Boring XT

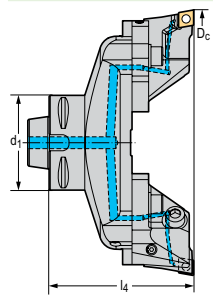
- 对称、不对称和轴向-径向偏移粗镗 (ARS)
- 基体/联结桥也可用于 B5120

D _c 148- 620	Z=2	κ=90°
-------------------------------	-----	-------

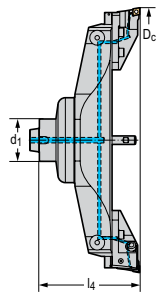


	P	M	K	N	S	H	O
B5460	●●	●●	●●	●●	●●		

刀具



Modular NCT adaptor



Modular NCT adaptor

牌号	D _c mm	d ₁	l ₄ mm	kg	型号
B5460-148-200-N8-CC12	148-200	NCT 80	122	6,5	CC .. 1204 ..
B5460-198-250-N8-CC12	198-250	NCT 80	122	7,7	
B5460-248-300-N8-CC12	248-300	NCT 80	122	8,7	
B5460-298-380-N8-CC12	298-380	NCT 80	179	15	CC .. 1204 ..
B5460-378-460-N8-CC12	378-460	NCT 80	184	16,8	
B5460-458-540-N8-CC12	458-540	NCT 80	189	18,7	
B5460-538-620-N8-CC12	538-620	NCT 80	194	21,1	

刀体和备件包括在供货范围内

备件





型号	CC .. 1204 ..	CN .. 1906 ..	SC .. 1204 ..
楔组	FK398	FK398	FK398
锁紧螺钉	FS2662 (HEX8)	FS2662 (HEX8)	FS2662 (HEX8)
可转位刀片锁紧螺钉	FS2658 (15IP) 3 Nm		FS2658 (15IP) 3 Nm
弹簧挡圈	FS2663	FS2663	FS2663
刀垫	AP197	AP198	AP199
垫片	FS2647	FS2647	FS2647
冷却液螺钉	FS2671	FS2671	FS2671



基体	联结桥	滑块	刀夹
B5120-148-000-N8-B		EB723	EB725.CC12
B5120-198-000-N8-B		EB723	EB725.CC12
B5120-248-000-N8-B		EB723	EB725.CC12
B5120-298-000-N8-B	EB731	EB724	EB725.CC12
B5120-298-000-N8-B	EB732	EB724	EB725.CC12
B5120-298-000-N8-B	EB733	EB724	EB725.CC12
B5120-298-000-N8-B	EB734	EB724	EB725.CC12

B 2

备件

型号	CC .. 1204 ..	CN .. 1906 ..	SC .. 1204 ..
 刀垫锁紧螺钉	FS2660	FS2661 (20IP) 6,4 Nm	FS2660
调整套装	FS2653	FS2653	FS2653
 螺杆	FS2654	FS2654	FS2654
 盘簧	FS2650	FS2650	FS2650
 RC 夹紧装置		FS2659	

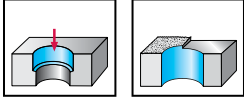
双刃粗镗刀

B5460 mm

Walter Boring XT

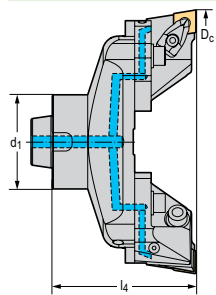
- 对称、不对称和轴向-径向偏移粗镗 (ARS)
- 基体/联结桥也可用于 B5120

D _c 148- 620	Z=2	κ=90°
-------------------------------	-----	-------

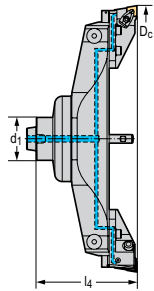


	P	M	K	N	S	H	O
B5460	●●	●●	●●	●●	●●	●●	●●

刀具



Modular NCT adaptor



Modular NCT adaptor

牌号	D _c mm	d ₁	l ₄ mm	kg	型号
B5460-148-200-N8-CN19	148-200	NCT 80	122	6,5	CN .. 1906 ..
B5460-198-250-N8-CN19	198-250	NCT 80	122	7,7	
B5460-248-300-N8-CN19	248-300	NCT 80	122	8,8	
B5460-298-380-N8-CN19	298-380	NCT 80	179	15,1	CN .. 1906 ..
B5460-378-460-N8-CN19	378-460	NCT 80	184	16,8	
B5460-458-540-N8-CN19	458-540	NCT 80	189	18,8	
B5460-538-620-N8-CN19	538-620	NCT 80	194	21,2	

刀体和备件包括在供货范围内

备件





型号	CC .. 1204 ..	CN .. 1906 ..	SC .. 1204 ..
楔组	FK398	FK398	FK398
锁紧螺钉	FS2662 (HEX8)	FS2662 (HEX8)	FS2662 (HEX8)
可转位刀片锁紧螺钉	FS2658 (15IP) 3 Nm		FS2658 (15IP) 3 Nm
弹簧挡圈	FS2663	FS2663	FS2663
刀垫	AP197	AP198	AP199
垫片	FS2647	FS2647	FS2647
冷却液螺钉	FS2671	FS2671	FS2671



基体	联结桥	滑块	刀夹
B5120-148-000-N8-B		EB723	EB726.CN19
B5120-198-000-N8-B		EB723	EB726.CN19
B5120-248-000-N8-B		EB723	EB726.CN19
B5120-298-000-N8-B	EB731	EB724	EB726.CN19
B5120-298-000-N8-B	EB732	EB724	EB726.CN19
B5120-298-000-N8-B	EB733	EB724	EB726.CN19
B5120-298-000-N8-B	EB734	EB724	EB726.CN19

B2

备件

型号	CC .. 1204 ..	CN .. 1906 ..	SC .. 1204 ..
 刀垫锁紧螺钉	FS2660	FS2661 (20IP) 6,4 Nm	FS2660
调整套装	FS2653	FS2653	FS2653
 螺杆	FS2654	FS2654	FS2654
 盘簧	FS2650	FS2650	FS2650
 RC 夹紧装置		FS2659	

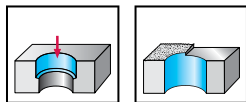
双刃粗镗刀

B5460

Walter Boring XT

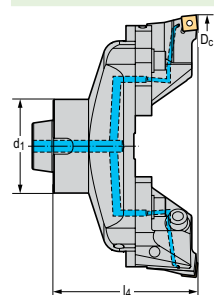
- 对称、不对称和轴向-径向偏移粗镗 (ARS)
- 基体/联结桥也可用于 B5120

D _c 148- 620	Z=2	κ=90°
-------------------------------	-----	-------

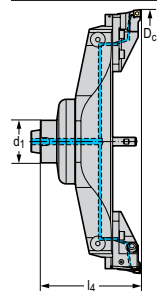


	P	M	K	N	S	H	O
B5460	●●	●●	●●	●●	●●		

刀具



Modular NCT adaptor



Modular NCT adaptor

牌号	D _c mm	d ₁	l ₄ mm	kg	型号
B5460-148-200-N8-SC12	148-200	NCT 80	122	6,5	SC .. 1204 ..
B5460-198-250-N8-SC12	198-250	NCT 80	122	7,5	
B5460-248-300-N8-SC12	248-300	NCT 80	122	8,7	
B5460-298-380-N8-SC12	298-380	NCT 80	179	15	SC .. 1204 ..
B5460-378-460-N8-SC12	378-460	NCT 80	184	16,8	
B5460-458-540-N8-SC12	458-540	NCT 80	189	18,7	
B5460-538-620-N8-SC12	538-620	NCT 80	189	21,1	

刀体和备件包括在供货范围内

备件





型号	CC .. 1204 ..	CN .. 1906 ..	SC .. 1204 ..
楔组	FK398	FK398	FK398
锁紧螺钉	FS2662 (HEX8)	FS2662 (HEX8)	FS2662 (HEX8)
可转位刀片锁紧螺钉	FS2658 (15IP) 3 Nm		FS2658 (15IP) 3 Nm
弹簧挡圈	FS2663	FS2663	FS2663
刀垫	AP197	AP198	AP199
垫片	FS2647	FS2647	FS2647
冷却液螺钉	FS2671	FS2671	FS2671



基体	联结桥	滑块	刀夹
B5120-148-000-N8-B		EB723	EB727.SC12
B5120-198-000-N8-B		EB723	EB727.SC12
B5120-248-000-N8-B		EB723	EB727.SC12
B5120-298-000-N8-B	EB731	EB724	EB727.SC12
B5120-298-000-N8-B	EB732	EB724	EB727.SC12
B5120-298-000-N8-B	EB733	EB724	EB727.SC12
B5120-298-000-N8-B	EB734	EB724	EB727.SC12

B2

备件

型号	CC .. 1204 ..	CN .. 1906 ..	SC .. 1204 ..
 刀垫锁紧螺钉	FS2660	FS2661 (20IP) 6,4 Nm	FS2660
调整套装	FS2653	FS2653	FS2653
 螺杆	FS2654	FS2654	FS2654
 盘簧	FS2650	FS2650	FS2650
 RC 夹紧装置		FS2659	

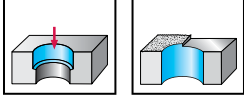
双刃粗镗刀

B5560 mm

Walter Boring XT

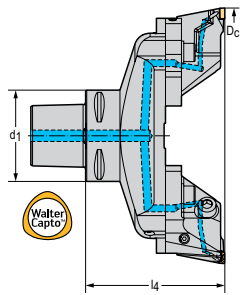
- 对称、不对称和轴向-径向偏移粗镗 (ARS)
- 基体/联结桥也可用于 B5120

D _c 148- 620	Z=2	κ=90°
-------------------------------	-----	-------

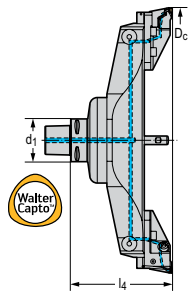


	P	M	K	N	S	H	O
B5560	●●	●●	●●	●●	●●	●●	●●

刀具



Walter Capto™ in acc. with ISO 26623



Walter Capto™ in acc. with ISO 26623

牌号	D _c mm	d ₁	l ₄ mm	kg	型号
B5560-148-200-C8-P400	148-200	C8	122	7	P4160-2R ..
B5560-198-250-C8-P400	198-250	C8	122	8,2	
B5560-248-300-C8-P400	248-300	C8	122	9,2	
B5560-298-380-C8-P400	298-380	C8	179	15,5	P4160-2R ..
B5560-378-460-C8-P400	378-460	C8	184	17,3	
B5560-458-540-C8-P400	458-540	C8	189	19,2	
B5560-538-620-C8-P400	538-620	C8	194	21,6	

刀体和备件包括在供货范围内

备件



型号	P4160-2R ..
楔组	FK398
锁紧螺钉	FS2662 (HEX8)
可转位刀片锁紧螺钉	FS2079 (T9IP) 2 Nm
弹簧挡圈	FS2663
垫片	FS2647
冷却液螺钉	FS2671



基体		联结桥	滑块	刀夹
	B5120-148-000-C8-B		EB723	EB728.P400
	B5120-198-000-C8-B		EB723	EB728.P400
	B5120-248-000-C8-B		EB723	EB728.P400
	B5120-298-000-C8-B	EB731	EB724	EB728.P400
	B5120-298-000-C8-B	EB732	EB724	EB728.P400
	B5120-298-000-C8-B	EB733	EB724	EB728.P400
	B5120-298-000-C8-B	EB734	EB724	EB728.P400

B2

备件

型号	P4160-2R..
调整套装	FS2653
 螺杆	FS2654
 盘簧	FS2650

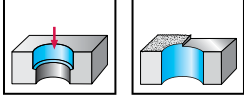
双刃粗镗刀

B5560 mm

Walter Boring XT

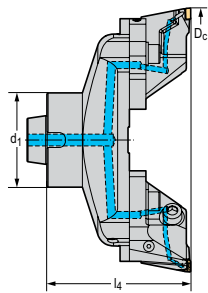
- 对称、不对称和轴向-径向偏移粗镗 (ARS)
- 基体/联结桥也可用于 B5120

D _c 148- 620	Z=2	κ=90°
-------------------------------	-----	-------

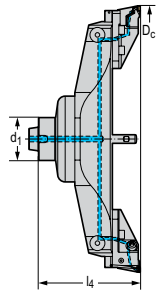


	P	M	K	N	S	H	O
B5560	●	●	●	●	●		

刀具



Modular NCT adaptor



Modular NCT adaptor

牌号	D _c mm	d ₁	l ₄ mm	kg	型号
B5560-148-200-N8-P400	148-200	NCT 80	122	6,5	P4160-2R ..
B5560-198-250-N8-P400	198-250	NCT 80	122	7,7	
B5560-248-300-N8-P400	248-300	NCT 80	122	8,8	
B5560-298-380-N8-P400	298-380	NCT 80	179	15	P4160-2R ..
B5560-378-460-N8-P400	378-460	NCT 80	184	16,8	
B5560-458-540-N8-P400	458-540	NCT 80	189	18,7	
B5560-538-620-N8-P400	538-620	NCT 80	194	21,1	

刀体和备件包括在供货范围内

备件



型号	P4160-2R ..
楔组	FK398
锁紧螺钉	FS2662 (HEX8)
可转位刀片锁紧螺钉	FS2079 (T9IP) 2 Nm
弹簧挡圈	FS2663
垫片	FS2647
冷却液螺钉	FS2671



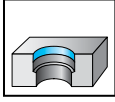
基体	联结桥	滑块	刀夹
B5120-148-000-N8-B		EB723	EB728.P400
B5120-198-000-N8-B		EB723	EB728.P400
B5120-248-000-N8-B		EB723	EB728.P400
B5120-298-000-N8-B	EB731	EB724	EB728.P400
B5120-298-000-N8-B	EB732	EB724	EB728.P400
B5120-298-000-N8-B	EB733	EB724	EB728.P400
B5120-298-000-N8-B	EB734	EB724	EB728.P400

B2

备件

型号	P4160-2R..
调整套装	FS2653
 螺杆	FS2654
 盘簧	FS2650

精镗刀具

 B4035 mm
κ=93°
Z=1


	P	M	K	N	S	H	O
B4035	●●	●●	●●	●●	●●	●	●


刀具

牌号	D _c mm	d ₁	L _c mm	kg	型号
B4035.C6.10-12.Z1.WC03	10-12	C6	52	2	WC .. 0302 ..
B4035.C6.10-17.Z1.WC03	10-17	C6	27	2	
B4035.C6.11-18.Z1.WC03	11-18	C6	27	2	
B4035.C6.12-14.Z1.WC03	12-14	C6	62	2	
B4035.C6.12-19.Z1.WC03	12-19	C6	42	2	
B4035.C6.13-20.Z1.WC03	13-20	C6	42	2	
B4035.C6.14-16.Z1.WC03	14-16	C6	72	2	
B4035.C6.14-21.Z1.WC03	14-21	C6	47	2	
B4035.C6.15-22.Z1.WC03	15-22	C6	47	2	
B4035.C6.16-18.Z1.WC03	16-18	C6	82	2	
B4035.C6.16-23.Z1.WC03	16-23	C6	57	2	
B4035.C6.17-24.Z1.WC03	17-24	C6	57	2	
B4035.C6.18-20.Z1.WC03	18-20	C6	92	2	
B4035.C6.18-25.Z1.WC03	18-25	C6	65	2	
B4035.C6.19-26.Z1.WC03	19-26	C6	65	2	
B4035.C6.03-10.Z1.P15	3-10	C6	10	2	
B4035.C6.04-11.Z1.P15	4-11	C6	10	2	
B4035.C6.05-12.Z1.P15.M	5-12	C6	20	2	
B4035.C6.05-12.Z1.P15.S	5-12	C6	10	2	
B4035.C6.06-13.Z1.P15.M	6-13	C6	30	2	
B4035.C6.06-13.Z1.P15.S	6-13	C6	20	2	
B4035.C6.08-15.Z1.P15.M	8-15	C6	48	2	
B4035.C6.08-15.Z1.P15.S	8-15	C6	23	2	

刀体和备件包括在供货范围内

备件

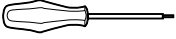
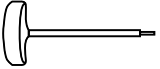


型号	WC .. 0302 ..
紧固螺钉	FS2101
螺纹销	FS2102
蓄电池	FS2122
蓄电池盒密封圈	FS2121
蓄电池盒盖	FS2123



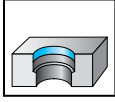
基体	刀柄	镗刀杆
B4035G.C6.002-124.Z1		EB637.WC03.CS
B4035G.C6.002-124.Z1		EB611.WC03
B4035G.C6.002-124.Z1		EB612.WC03
B4035G.C6.002-124.Z1		EB638.WC03.CS
B4035G.C6.002-124.Z1		EB613.WC03
B4035G.C6.002-124.Z1		EB614.WC03
B4035G.C6.002-124.Z1		EB639.WC03.CS
B4035G.C6.002-124.Z1		EB615.WC03
B4035G.C6.002-124.Z1		EB616.WC03
B4035G.C6.002-124.Z1		EB640.WC03.CS
B4035G.C6.002-124.Z1		EB617.WC03
B4035G.C6.002-124.Z1		EB618.WC03
B4035G.C6.002-124.Z1		EB641.WC03.CS
B4035G.C6.002-124.Z1		EB619.WC03
B4035G.C6.002-124.Z1		EB620.WC03
B4035G.C6.002-124.Z1	EB601	EB603.WXP15
B4035G.C6.002-124.Z1	EB601	EB604.WXP15
B4035G.C6.002-124.Z1	EB601	EB606.WXP15
B4035G.C6.002-124.Z1	EB601	EB605.WXP15
B4035G.C6.002-124.Z1	EB601	EB608.WXP15
B4035G.C6.002-124.Z1	EB601	EB607.WXP15
B4035G.C6.002-124.Z1	EB601	EB610.WXP15
B4035G.C6.002-124.Z1	EB601	EB609.WXP15

B 2

附件

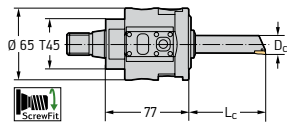
	型号	WC .. 0302 ..
	可转位刀片螺丝刀	FS2088 (T7IP)
	调节用螺丝刀	FS1174 (T25)
	ISO 2936-1,5 扳手	ISO2936-1,5 (SW 1,5)
	ISO 2936-3 扳手	ISO2936-3 (SW 3,5)

精镗刀具

 B4035 mm
κ=93°
Z=1


	P	M	K	N	S	H	O
B4035	●	●	●	●	●	●	●

刀具



ScrewFit

牌号	D _c mm	d ₁	L _c mm	kg	型号
B4035.T45.10-12.Z1.WC03	10-12	T45	52	2	WC .. 0302 ..
B4035.T45.10-17.Z1.WC03	10-17	T45	27	2	
B4035.T45.11-18.Z1.WC03	11-18	T45	27	2	
B4035.T45.12-14.Z1.WC03	12-14	T45	62	2	
B4035.T45.12-19.Z1.WC03	12-19	T45	42	2	
B4035.T45.13-20.Z1.WC03	13-20	T45	42	2	
B4035.T45.14-16.Z1.WC03	14-16	T45	72	2	
B4035.T45.14-21.Z1.WC03	14-21	T45	47	2	
B4035.T45.15-22.Z1.WC03	15-22	T45	47	2	
B4035.T45.16-18.Z1.WC03	16-18	T45	82	2	
B4035.T45.16-23.Z1.WC03	16-23	T45	57	2	
B4035.T45.17-24.Z1.WC03	17-24	T45	57	2	
B4035.T45.18-20.Z1.WC03	18-20	T45	92	2	
B4035.T45.18-25.Z1.WC03	18-25	T45	65	2	
B4035.T45.19-26.Z1.WC03	19-26	T45	65	2	
B4035.T45.03-10.Z1.P15	3-10	T45	10	2	
B4035.T45.04-11.Z1.P15	4-11	T45	10	2	
B4035.T45.05-12.Z1.P15.M	5-12	T45	20	2	
B4035.T45.05-12.Z1.P15.S	5-12	T45	10	2	
B4035.T45.06-13.Z1.P15.M	6-13	T45	30	2	
B4035.T45.06-13.Z1.P15.S	6-13	T45	20	2	
B4035.T45.08-15.Z1.P15.M	8-15	T45	48	2	
B4035.T45.08-15.Z1.P15.S	8-15	T45	23	2	

刀体和备件包括在供货范围内

备件

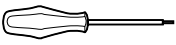
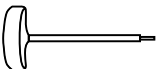


型号	WC .. 0302 ..
紧固螺钉	FS2101
螺纹销	FS2102
蓄电池	FS2122
蓄电池盒密封圈	FS2121
蓄电池盒盖	FS2123



基体	刀柄	镗刀杆
B4035G.T45.002-124.Z1		EB637.WC03.CS
B4035G.T45.002-124.Z1		EB611.WC03
B4035G.T45.002-124.Z1		EB612.WC03
B4035G.T45.002-124.Z1		EB638.WC03.CS
B4035G.T45.002-124.Z1		EB613.WC03
B4035G.T45.002-124.Z1		EB614.WC03
B4035G.T45.002-124.Z1		EB639.WC03.CS
B4035G.T45.002-124.Z1		EB615.WC03
B4035G.T45.002-124.Z1		EB616.WC03
B4035G.T45.002-124.Z1		EB640.WC03.CS
B4035G.T45.002-124.Z1		EB617.WC03
B4035G.T45.002-124.Z1		EB618.WC03
B4035G.T45.002-124.Z1		EB641.WC03.CS
B4035G.T45.002-124.Z1		EB619.WC03
B4035G.T45.002-124.Z1		EB620.WC03
B4035G.T45.002-124.Z1	EB601	EB603.WXP15
B4035G.T45.002-124.Z1	EB601	EB604.WXP15
B4035G.T45.002-124.Z1	EB601	EB606.WXP15
B4035G.T45.002-124.Z1	EB601	EB605.WXP15
B4035G.T45.002-124.Z1	EB601	EB608.WXP15
B4035G.T45.002-124.Z1	EB601	EB607.WXP15
B4035G.T45.002-124.Z1	EB601	EB610.WXP15
B4035G.T45.002-124.Z1	EB601	EB609.WXP15

B2

附件

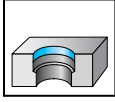
	型号	WC.. 0302..
	可转位刀片螺丝刀	FS2088 (T7IP)
	调节用螺丝刀	FS1174 (T25)
	ISO 2936-1,5 扳手	ISO2936-1,5 (SW 1,5)
	ISO 2936-3 扳手	ISO2936-3 (SW 3,5)

精镗刀具

 B4035 inch

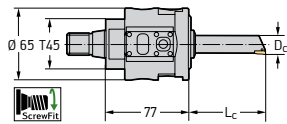
κ=93°

Z=1



	P	M	K	N	S	H	O
B4035	●	●	●	●	●	●	●

刀具



ScrewFit

牌号	D _c inch	d ₁	L _c inch		型号
B4035.UT45.10-12.Z1.WC03	0,394-0,472	T45	2,047	0,077	WC .. 0302 ..
B4035.UT45.10-17.Z1.WC03	0,394-0,669	T45	1,063	0,077	
B4035.UT45.11-18.Z1.WC03	0,433-0,709	T45	1,063	0,077	
B4035.UT45.12-14.Z1.WC03	0,472-0,551	T45	2,441	0,077	
B4035.UT45.12-19.Z1.WC03	0,472-0,748	T45	1,654	0,077	
B4035.UT45.13-20.Z1.WC03	0,512-0,787	T45	1,654	0,077	
B4035.UT45.14-16.Z1.WC03	0,551-0,630	T45	2,835	0,077	
B4035.UT45.14-21.Z1.WC03	0,551-0,827	T45	1,85	0,077	
B4035.UT45.15-22.Z1.WC03	0,591-0,866	T45	1,85	0,077	
B4035.UT45.16-18.Z1.WC03	0,630-0,709	T45	3,228	0,077	
B4035.UT45.16-23.Z1.WC03	0,630-0,906	T45	2,244	0,077	
B4035.UT45.17-24.Z1.WC03	0,669-0,945	T45	2,244	0,077	
B4035.UT45.18-20.Z1.WC03	0,709-0,787	T45	3,622	0,077	
B4035.UT45.18-25.Z1.WC03	0,709-0,984	T45	2,559	0,077	
B4035.UT45.19-26.Z1.WC03	0,748-1,024	T45	2,559	0,077	
B4035.UT45.03-10.Z1.P15	0,118-0,394	T45	0,394	0,077	
B4035.UT45.04-11.Z1.P15	0,157-0,433	T45	0,394	0,077	
B4035.UT45.05-12.Z1.P15M	0,197-0,472	T45	0,787	0,077	
B4035.UT45.05-12.Z1.P15S	0,197-0,472	T45	0,394	0,077	
B4035.UT45.06-13.Z1.P15M	0,236-0,512	T45	1,181	0,077	
B4035.UT45.06-13.Z1.P15S	0,236-0,512	T45	0,787	0,077	
B4035.UT45.08-15.Z1.P15M	0,315-0,591	T45	1,890	0,077	
B4035.UT45.08-15.Z1.P15S	0,315-0,591	T45	0,906	0,077	

刀体和备件包括在供货范围内

备件

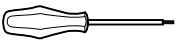
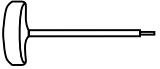


	型号	WC .. 0302 ..
	紧固螺钉	FS2101
	螺纹销	FS2102
	蓄电池	FS2122
	蓄电池盒密封圈	FS2121
	蓄电池盒盖	FS2123



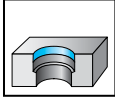
基体	刀柄	镗刀杆
B4035G.UT45.002-124.Z1		EB637.WC03.CS
B4035G.UT45.002-124.Z1		EB611.WC03
B4035G.UT45.002-124.Z1		EB612.WC03
B4035G.UT45.002-124.Z1		EB638.WC03.CS
B4035G.UT45.002-124.Z1		EB613.WC03
B4035G.UT45.002-124.Z1		EB614.WC03
B4035G.UT45.002-124.Z1		EB639.WC03.CS
B4035G.UT45.002-124.Z1		EB615.WC03
B4035G.UT45.002-124.Z1		EB616.WC03
B4035G.UT45.002-124.Z1		EB640.WC03.CS
B4035G.UT45.002-124.Z1		EB617.WC03
B4035G.UT45.002-124.Z1		EB618.WC03
B4035G.UT45.002-124.Z1		EB641.WC03.CS
B4035G.UT45.002-124.Z1		EB619.WC03
B4035G.UT45.002-124.Z1		EB620.WC03
B4035G.C6.002-124.Z1	EB601	EB603.WXP15
B4035G.T45.002-124.Z1	EB601	EB604.WXP15
B4035G.T45.002-124.Z1	EB601	EB606.WXP15
B4035G.T45.002-124.Z1	EB601	EB605.WXP15
B4035G.T45.002-124.Z1	EB601	EB608.WXP15
B4035G.T45.002-124.Z1	EB601	EB607.WXP15
B4035G.T45.002-124.Z1	EB601	EB610.WXP15
B4035G.T45.002-124.Z1	EB601	EB609.WXP15

B 2

附件

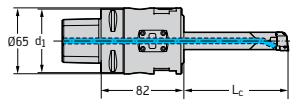
	型号	WC .. 0302 ..
	可转位刀片螺丝刀	FS2088 (T7IP)
	调节用螺丝刀	FS1174 (T25)
	ISO 2936-1,5 扳手	ISO2936-1,5 (SW 1,5)
	ISO 2936-3 扳手	ISO2936-3 (SW 3,5)

精镗刀具

 B4035 mm
κ=93°
Z=1


	P	M	K	N	S	H	O
B4035	●●	●●	●●	●●	●●	●	●

刀具



Walter Capto™ in acc. with ISO 26623

牌号	D _c mm	d ₁	L _c mm	kg	型号
B4035.C6.20-24.Z1.WC04.M	20-24	C6	117	2	WC .. 0402 ..
B4035.C6.20-24.Z1.WC04.S	20-24	C6	77	2	
B4035.C6.22-26.Z1.WC04.M	22-26	C6	117	2	
B4035.C6.22-26.Z1.WC04.S	22-26	C6	77	2	
B4035.C6.24-28.Z1.WC04.M	24-28	C6	117	2	
B4035.C6.24-28.Z1.WC04.S	24-28	C6	77	2	
B4035.C6.26-30.Z1.WC04.M	26-30	C6	117	2	
B4035.C6.26-30.Z1.WC04.S	26-30	C6	77	2	
B4035.C6.28-32.Z1.WC04.M	28-32	C6	117	2	
B4035.C6.28-32.Z1.WC04.S	28-32	C6	77	2	
B4035.C6.30-34.Z1.WC04.M	30-34	C6	117	2	
B4035.C6.30-34.Z1.WC04.S	30-34	C6	77	2	
B4035.C6.32-41.Z1.WC04	32-41	C6	63	2	
B4035.C6.41-50.Z1.WC04	41-50	C6	99	2	
B4035.C6.50-59.Z1.WC04	50-59	C6	72	2	
B4035.C6.59-68.Z1.WC04	59-68	C6	117	2	

刀体和备件包括在供货范围内

备件

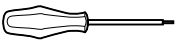
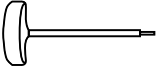


	型号	WC .. 0402 ..
	紧固螺钉	FS2101
	螺纹销	FS2102
	蓄电池	FS2122
	蓄电池盒密封圈	FS2121
	蓄电池盒盖	FS2123



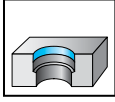
B 2

基体	接长杆	刀夹
B4035G.C6.002-124.Z1	EB643.CS	EB644.WC04
B4035G.C6.002-124.Z1	EB642	EB644.WC04
B4035G.C6.002-124.Z1	EB643.CS	EB645.WC04
B4035G.C6.002-124.Z1	EB642	EB645.WC04
B4035G.C6.002-124.Z1	EB643.CS	EB621.WC04
B4035G.C6.002-124.Z1	EB642	EB621.WC04
B4035G.C6.002-124.Z1	EB643.CS	EB622.WC04
B4035G.C6.002-124.Z1	EB642	EB622.WC04
B4035G.C6.002-124.Z1	EB643.CS	EB623.WC04
B4035G.C6.002-124.Z1	EB642	EB623.WC04
B4035G.C6.002-124.Z1	EB643.CS	EB624.WC04
B4035G.C6.002-124.Z1	EB642	EB624.WC04
B4035G.C6.002-124.Z1	EB625	EB629.WC04
B4035G.C6.002-124.Z1	EB626	EB630.WC04
B4035G.C6.002-124.Z1	EB627	EB629.WC04
B4035G.C6.002-124.Z1	EB628	EB630.WC04

附件

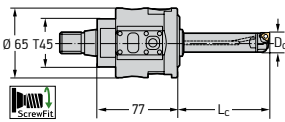
	型号	WC .. 0402 ..
	可转位刀片螺丝刀	FS1483 (T8IP)
	调节用螺丝刀	FS1174 (T25)
	ISO 2936-1,5 扳手	ISO2936-1,5 (SW 1,5)
	ISO 2936-3 扳手	ISO2936-3 (SW 3,5)

精镗刀具

 B4035 mm
κ=93°
Z=1


	P	M	K	N	S	H	O
B4035	●●	●●	●●	●●	●●	●	●

刀具



ScrewFit

牌号	D _c mm	d ₁	L _c mm	kg	型号
B4035.T45.20-24.Z1.WC04M	20-24	T45	117	2	WC .. 0402 ..
B4035.T45.20-24.Z1.WC04S	20-24	T45	77	2	
B4035.T45.22-26.Z1.WC04M	22-26	T45	117	2	
B4035.T45.22-26.Z1.WC04S	22-26	T45	77	2	
B4035.T45.24-28.Z1.WC04M	24-28	T45	117	2	
B4035.T45.24-28.Z1.WC04S	24-28	T45	77	2	
B4035.T45.26-30.Z1.WC04M	26-30	T45	117	2	
B4035.T45.26-30.Z1.WC04S	26-30	T45	77	2	
B4035.T45.28-32.Z1.WC04M	28-32	T45	117	2	
B4035.T45.28-32.Z1.WC04S	28-32	T45	77	2	
B4035.T45.30-34.Z1.WC04M	30-34	T45	117	2	
B4035.T45.30-34.Z1.WC04S	30-34	T45	77	2	
B4035.T45.32-41.Z1.WC04	32-41	T45	63	2	
B4035.T45.41-50.Z1.WC04	41-50	T45	99	2	
B4035.T45.50-59.Z1.WC04	50-59	T45	72	2	
B4035.T45.59-68.Z1.WC04	59-68	T45	117	2	

刀体和备件包括在供货范围内

备件

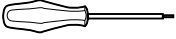
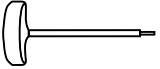


	型号	WC .. 0402 ..
	紧固螺钉	FS2101
	螺纹销	FS2102
	蓄电池	FS2122
	蓄电池盒密封圈	FS2121
	蓄电池盒盖	FS2123



B2

基体	接长杆	刀夹
B4035G.T45.002-124.Z1	EB643.CS	EB644.WC04
B4035G.T45.002-124.Z1	EB642	EB644.WC04
B4035G.T45.002-124.Z1	EB643.CS	EB645.WC04
B4035G.T45.002-124.Z1	EB642	EB645.WC04
B4035G.T45.002-124.Z1	EB643.CS	EB621.WC04
B4035G.T45.002-124.Z1	EB642	EB621.WC04
B4035G.T45.002-124.Z1	EB643.CS	EB622.WC04
B4035G.T45.002-124.Z1	EB642	EB622.WC04
B4035G.T45.002-124.Z1	EB643.CS	EB623.WC04
B4035G.T45.002-124.Z1	EB642	EB623.WC04
B4035G.T45.002-124.Z1	EB643.CS	EB624.WC04
B4035G.T45.002-124.Z1	EB642	EB624.WC04
B4035G.T45.002-124.Z1	EB625	EB629.WC04
B4035G.T45.002-124.Z1	EB626	EB630.WC04
B4035G.T45.002-124.Z1	EB627	EB629.WC04
B4035G.T45.002-124.Z1	EB628	EB630.WC04

附件

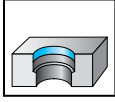
	型号	WC.. 0402 ..
	可转位刀片螺丝刀	FS1483 (T8IP)
	调节用螺丝刀	FS1174 (T25)
	ISO 2936-1,5 扳手	ISO2936-1,5 (SW 1,5)
	ISO 2936-3 扳手	ISO2936-3 (SW 3,5)

精镗刀具

 B4035 inch

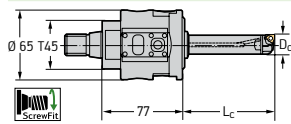
κ=93°

Z = 1



	P	M	K	N	S	H	O
B4035	●	●	●	●	●	●	●

刀具



ScrewFit

牌号	D _c inch	d ₁	L _c inch		型号
B4035.UT45.20-24.Z1WC04M	0,787-0,945	T45	4,606	0,077	WC .. 0402 ..
B4035.UT45.20-24.Z1WC04S	0,787-0,945	T45	3,031	0,077	
B4035.UT45.22-26.Z1WC04M	0,866-1,024	T45	4,606	0,077	
B4035.UT45.22-26.Z1WC04S	0,866-1,024	T45	3,031	0,077	
B4035.UT45.24-28.Z1WC04M	0,945-1,102	T45	4,606	0,077	
B4035.UT45.24-28.Z1WC04S	0,945-1,102	T45	3,031	0,077	
B4035.UT45.26-30.Z1WC04M	1,024-1,181	T45	4,606	0,077	
B4035.UT45.26-30.Z1WC04S	1,024-1,181	T45	3,031	0,077	
B4035.UT45.28-32.Z1WC04M	1,102-1,260	T45	4,606	0,077	
B4035.UT45.28-32.Z1WC04S	1,102-1,260	T45	3,031	0,077	
B4035.UT45.30-34.Z1WC04M	1,181-1,339	T45	4,606	0,077	
B4035.UT45.30-34.Z1WC04S	1,181-1,339	T45	3,031	0,077	
B4035.UT45.32-41.Z1WC04	1,260-1,614	T45	2,48	0,077	
B4035.UT45.41-50.Z1WC04	1,614-1,969	T45	3,898	0,077	
B4035.UT45.50-59.Z1WC04	1,969-2,323	T45	2,835	0,077	
B4035.UT45.59-68.Z1WC04	2,323-2,677	T45	4,606	0,077	

刀体和备件包括在供货范围内

备件

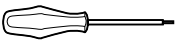
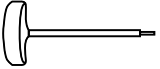


	型号	WC .. 0402 ..
	紧固螺钉	FS2101
	螺纹销	FS2102
	蓄电池	FS2122
	蓄电池盒密封圈	FS2121
	蓄电池盒盖	FS2123



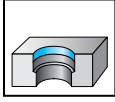
B 2

基体	接长杆	刀夹
B4035G.UT45.002-124.Z1	EB643.CS	EB644.WC04
B4035G.UT45.002-124.Z1	EB642	EB644.WC04
B4035G.UT45.002-124.Z1	EB643.CS	EB645.WC04
B4035G.UT45.002-124.Z1	EB642	EB645.WC04
B4035G.UT45.002-124.Z1	EB643.CS	EB621.WC04
B4035G.UT45.002-124.Z1	EB642	EB621.WC04
B4035G.UT45.002-124.Z1	EB643.CS	EB622.WC04
B4035G.UT45.002-124.Z1	EB642	EB622.WC04
B4035G.UT45.002-124.Z1	EB643.CS	EB623.WC04
B4035G.UT45.002-124.Z1	EB642	EB623.WC04
B4035G.UT45.002-124.Z1	EB643.CS	EB624.WC04
B4035G.UT45.002-124.Z1	EB642	EB624.WC04
B4035G.UT45.002-124.Z1	EB625	EB629.WC04
B4035G.UT45.002-124.Z1	EB626	EB630.WC04
B4035G.UT45.002-124.Z1	EB627	EB629.WC04
B4035G.UT45.002-124.Z1	EB628	EB630.WC04

附件

	型号	WC .. 0402 ..
	可转位刀片螺丝刀	FS1483 (T8IP)
	调节用螺丝刀	FS1174 (T25)
	ISO 2936-1,5 扳手	ISO2936-1,5 (SW 1,5)
	ISO 2936-3 扳手	ISO2936-3 (SW 3,5)

精镗刀具

 B4035 mm


κ=93°

Z=1

	P	M	K	N	S	H	O
B4035	●●	●●	●●	●●	●●	●	●

刀具

	牌号	D _c mm	d ₁	L _c mm	kg	型号
	B4035.C6.68-96.Z1.WC04	68-96	C6		2	WC .. 0402 ..
	B4035.C6.96-124.Z1.WC04	96-124	C6		2	

Walter Capto™ in acc. with ISO 26623

刀体和备件包括在供货范围内

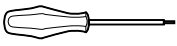
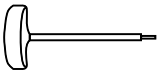

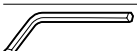

备件

	型号	WC .. 0402 ..
	紧固螺钉	FS2101
	螺纹销	FS2102
	蓄电池	FS2122
	蓄电池盒密封圈	FS2121
	蓄电池盒盖	FS2123

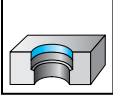


基体		联结桥	配重	刀夹
	B4035G.C6.002-124.Z1	EB631	EB635	EB634.WC04
	B4035G.C6.002-124.Z1	EB632	EB635	EB634.WC04

B2

附件	型号	WC.. 0402 ..
	可转位刀片螺丝刀	FS1483 (T8IP)
	调节用螺丝刀	FS1174 (T25)
	ISO 2936-1,5 扳手	ISO2936-1,5 (SW 1,5)
	ISO 2936-3 扳手	ISO2936-3 (SW 3,5)
	联结桥冷却液接口	EB636

精镗刀具

 B4035 mm
κ=93°
Z=1


	P	M	K	N	S	H	O
B4035	●	●	●	●	●	●	●

刀具

	牌号	D _c mm	d ₁	L _c mm	kg	型号
	B4035.T45.68-96.Z1.WC04	68-96	T45		2	WC .. 0402 ..
	B4035.T45.96-124.Z1.WC04	96-124	T45		2	

ScrewFit

刀体和备件包括在供货范围内

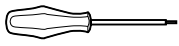
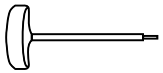

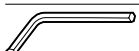

备件

	型号	WC .. 0402 ..
	紧固螺钉	FS2101
	螺纹销	FS2102
	蓄电池	FS2122
	蓄电池盒密封圈	FS2121
	蓄电池盒盖	FS2123



基体		联结桥	配重	刀夹
	B4035G.T45.002-124.Z1	EB631	EB635	EB634.WC04
	B4035G.T45.002-124.Z1	EB632	EB635	EB634.WC04

B2

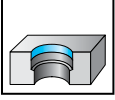
附件		型号	WC.. 0402 ..
	可转位刀片螺丝刀		FS1483 (T8IP)
	调节用螺丝刀		FS1174 (T25)
	ISO 2936-1,5 扳手		ISO2936-1,5 (SW 1,5)
	ISO 2936-3 扳手		ISO2936-3 (SW 3,5)
	联结桥冷却液接口		EB636

精镗刀具

 B4035 inch

K=93°

Z=1



	P	M	K	N	S	H	O
B4035	●●	●●	●●	●●	●●	●	●

刀具

	牌号	D _c inch	d ₁	L _c inch	lbs	型号
		B4035.UT45.68-96.Z1.WC04	2,677-3,780	T45		0,077
	B4035.UT45.96-124.Z1.WC04	3,780-4,882	T45		0,077	

ScrewFit

刀体和备件包括在供货范围内

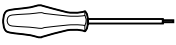
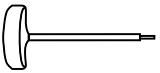

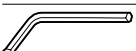

备件

	型号	WC .. 0402 ..
	紧固螺钉	FS2101
	螺纹销	FS2102
	蓄电池	FS2122
	蓄电池盒密封圈	FS2121
	蓄电池盒盖	FS2123



基体	联结桥	配重	刀夹
B4035G.UT45.002-124.Z1	EB631	EB635	EB634.WC04
B4035G.UT45.002-124.Z1	EB632	EB635	EB634.WC04

B2

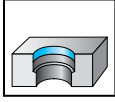
附件		
	型号	WC.. 0402 ..
	可转位刀片螺丝刀	FS1483 (T8IP)
	调节用螺丝刀	FS1174 (T25)
	ISO 2936-1,5 扳手	ISO2936-1,5 (SW 1,5)
	ISO 2936-3 扳手	ISO2936-3 (SW 3,5)
	联结桥冷却液接口	EB636

精镗刀具

 B4035 inch

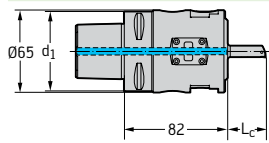
κ=93°

Z=1



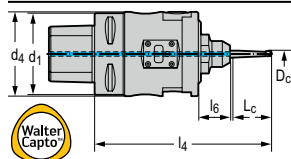
	P	M	K	N	S	H	O
B4035	●	●	●	●	●	●	●

刀具



Walter Capto™ in acc. with ISO 26623

牌号	D _c inch	d ₁	L _c inch	lbs	型号
B4035.UC6.10-12.Z1.WC03	0,394–0,472	C6	2,047	0,077	WC .. 0302 ..
B4035.UC6.10-17.Z1.WC03	0,394–0,669	C6	1,063	0,077	
B4035.UC6.11-18.Z1.WC03	0,433–0,709	C6	1,063	0,077	
B4035.UC6.12-14.Z1.WC03	0,472–0,551	C6	2,441	0,077	
B4035.UC6.12-19.Z1.WC03	0,472–0,748	C6	1,654	0,077	
B4035.UC6.13-20.Z1.WC03	0,512–0,787	C6	1,654	0,077	
B4035.UC6.14-16.Z1.WC03	0,551–0,630	C6	2,835	0,077	
B4035.UC6.14-21.Z1.WC03	0,551–0,827	C6	1,85	0,077	
B4035.UC6.15-22.Z1.WC03	0,591–0,866	C6	1,85	0,077	
B4035.UC6.16-18.Z1.WC03	0,630–0,709	C6	3,228	0,077	
B4035.UC6.16-23.Z1.WC03	0,630–0,906	C6	2,244	0,077	
B4035.UC6.17-24.Z1.WC03	0,669–0,945	C6	2,244	0,077	
B4035.UC6.18-20.Z1.WC03	0,709–0,787	C6	3,622	0,077	
B4035.UC6.18-25.Z1.WC03	0,709–0,984	C6	2,559	0,077	
B4035.UC6.19-26.Z1.WC03	0,748–1,024	C6	2,559	0,077	
B4035.UC6.03-10.Z1.P15	0,118–0,394	C6	0,394	0,077	
B4035.UC6.04-11.Z1.P15	0,157–0,433	C6	0,394	0,077	
B4035.UC6.05-12.Z1.P15.M	0,197–0,472	C6	0,787	0,077	
B4035.UC6.05-12.Z1.P15.S	0,197–0,472	C6	0,394	0,077	
B4035.UC6.06-13.Z1.P15.M	0,236–0,512	C6	1,181	0,077	
B4035.UC6.06-13.Z1.P15.S	0,236–0,512	C6	0,787	0,077	
B4035.UC6.08-15.Z1.P15.M	0,315–0,591	C6	1,890	0,077	
B4035.UC6.08-15.Z1.P15.S	0,315–0,591	C6	0,906	0,077	




Walter Capto™ in acc. with ISO 26623

刀体和备件包括在供货范围内

备件

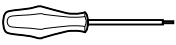
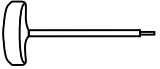


	型号	WC .. 0302 ..
	紧固螺钉	FS2101
	螺纹销	FS2102
	蓄电池	FS2122
	蓄电池盒密封圈	FS2121
	蓄电池盒盖	FS2123



基体	刀柄	镗刀杆
B4035G.UC6.002-124.Z1		EB637.WC03.CS
B4035G.UC6.002-124.Z1		EB611.WC03
B4035G.UC6.002-124.Z1		EB612.WC03
B4035G.UC6.002-124.Z1		EB638.WC03.CS
B4035G.UC6.002-124.Z1		EB613.WC03
B4035G.UC6.002-124.Z1		EB614.WC03
B4035G.UC6.002-124.Z1		EB639.WC03.CS
B4035G.UC6.002-124.Z1		EB615.WC03
B4035G.UC6.002-124.Z1		EB616.WC03
B4035G.UC6.002-124.Z1		EB640.WC03.CS
B4035G.UC6.002-124.Z1		EB617.WC03
B4035G.UC6.002-124.Z1		EB618.WC03
B4035G.UC6.002-124.Z1		EB641.WC03.CS
B4035G.UC6.002-124.Z1		EB619.WC03
B4035G.UC6.002-124.Z1		EB620.WC03
B4035G.UC6.002-124.Z1	EB601	EB603.WXP15
B4035G.UC6.002-124.Z1	EB601	EB604.WXP15
B4035G.UC6.002-124.Z1	EB601	EB606.WXP15
B4035G.UC6.002-124.Z1	EB601	EB605.WXP15
B4035G.UC6.002-124.Z1	EB601	EB608.WXP15
B4035G.UC6.002-124.Z1	EB601	EB607.WXP15
B4035G.UC6.002-124.Z1	EB601	EB610.WXP15
B4035G.UC6.002-124.Z1	EB601	EB609.WXP15

B2

附件

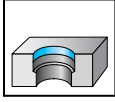
	型号	WC .. 0302 ..
	可转位刀片螺丝刀	FS2088 (T7IP)
	调节用螺丝刀	FS1174 (T25)
	ISO 2936-1,5 扳手	ISO2936-1,5 (SW 1,5)
	ISO 2936-3 扳手	ISO2936-3 (SW 3,5)

精镗刀具

 B4035 inch

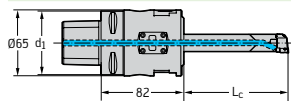
κ=93°

Z=1



	P	M	K	N	S	H	O
B4035	●	●	●	●	●	●	●

刀具



Walter Capto™ in acc. with ISO 26623

牌号	D _c inch	d ₁	L _c inch		型号
B4035.UC6.20-24.Z1.WC04M	0,787–0,945	C6	4,606	0,077	WC .. 0402 ..
B4035.UC6.20-24.Z1.WC04S	0,787–0,945	C6	3,031	0,077	
B4035.UC6.22-26.Z1.WC04M	0,866–1,024	C6	4,606	0,077	
B4035.UC6.22-26.Z1.WC04S	0,866–1,024	C6	3,031	0,077	
B4035.UC6.24-28.Z1.WC04M	0,945–1,102	C6	4,606	0,077	
B4035.UC6.24-28.Z1.WC04S	0,945–1,102	C6	3,031	0,077	
B4035.UC6.26-30.Z1.WC04M	1,024–1,181	C6	4,606	0,077	
B4035.UC6.26-30.Z1.WC04S	1,024–1,181	C6	3,031	0,077	
B4035.UC6.28-32.Z1.WC04M	1,102–1,260	C6	4,606	0,077	
B4035.UC6.28-32.Z1.WC04S	1,102–1,260	C6	3,031	0,077	
B4035.UC6.30-34.Z1.WC04M	1,181–1,339	C6	4,606	0,077	
B4035.UC6.30-34.Z1.WC04S	1,181–1,339	C6	3,031	0,077	
B4035.UC6.32-41.Z1.WC04	1,260–1,614	C6	2,48	0,077	
B4035.UC6.41-50.Z1.WC04	1,614–1,969	C6	3,898	0,077	
B4035.UC6.50-59.Z1.WC04	1,969–2,323	C6	2,835	0,077	
B4035.UC6.59-68.Z1.WC04	2,323–2,677	C6	4,606	0,077	

刀体和备件包括在供货范围内

备件

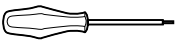


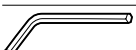
	型号	WC .. 0402 ..
	紧固螺钉	FS2101
	螺纹销	FS2102
	蓄电池	FS2122
	蓄电池盒密封圈	FS2121
	蓄电池盒盖	FS2123



基体	接长杆	刀夹
B4035G.UC6.002-124.Z1	EB643.CS	EB644.WC04
B4035G.UC6.002-124.Z1	EB642	EB644.WC04
B4035G.UC6.002-124.Z1	EB643.CS	EB645.WC04
B4035G.UC6.002-124.Z1	EB642	EB645.WC04
B4035G.UC6.002-124.Z1	EB643.CS	EB621.WC04
B4035G.UC6.002-124.Z1	EB642	EB621.WC04
B4035G.UC6.002-124.Z1	EB643.CS	EB622.WC04
B4035G.UC6.002-124.Z1	EB642	EB622.WC04
B4035G.UC6.002-124.Z1	EB643.CS	EB623.WC04
B4035G.UC6.002-124.Z1	EB642	EB623.WC04
B4035G.UC6.002-124.Z1	EB643.CS	EB624.WC04
B4035G.UC6.002-124.Z1	EB642	EB624.WC04
B4035G.UC6.002-124.Z1	EB625	EB629.WC04
B4035G.UC6.002-124.Z1	EB626	EB630.WC04
B4035G.UC6.002-124.Z1	EB627	EB629.WC04
B4035G.UC6.002-124.Z1	EB628	EB630.WC04

B2

附件

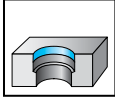
	型号	WC.. 0402 ..
	可转位刀片螺丝刀	FS1483 (T8IP)
	调节用螺丝刀	FS1174 (T25)
	ISO 2936-1,5 扳手	ISO2936-1,5 (SW 1,5)
	ISO 2936-3 扳手	ISO2936-3 (SW 3,5)

精镗刀具

 B4035 inch

κ=93°

Z=1



	P	M	K	N	S	H	O
B4035	●●	●●	●●	●●	●●	●	●

刀具

	牌号	D _c inch	d ₁	L _c inch	lbs	型号
	B4035.UC6.68-96.Z1.WC04	2,677–3,780	C6		0,077	WC .. 0402 ..
	B4035.UC6.96-124.Z1.WC04	3,780–4,882	C6		0,077	

Walter Capto™ in acc. with ISO 26623

刀体和备件包括在供货范围内






备件

	型号	WC .. 0402 ..
	紧固螺钉	FS2101
	螺纹销	FS2102
	蓄电池	FS2122
	蓄电池盒密封圈	FS2121
	蓄电池盒盖	FS2123



基体	联结桥	配重	刀夹
B4035G.UC6.002-124.Z1	EB631	EB635	EB634.WC04
B4035G.UC6.002-124.Z1	EB632	EB635	EB634.WC04

B2

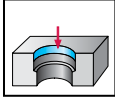
附件	型号	WC.. 0402 ..
	可转位刀片螺丝刀	FS1483 (T8IP)
	调节用螺丝刀	FS1174 (T25)
	ISO 2936-1,5 扳手	ISO2936-1,5 (SW 1,5)
	ISO 2936-3 扳手	ISO2936-3 (SW 3,5)
	联结桥冷却液接口	EB636

精镗刀具

 B5110

Walter Precision XT

D_c 1-20	$\kappa=92^\circ$	Z = 1
---------------	-------------------	-------



	P	M	K	N	S	H	O
B5110	●●	●●	●●	●●	●●	●	●

刀具

	牌号	D_c mm	d_1	L_c mm	l_4 mm	kg	型号
 Walter Capto™ in acc. with ISO 26623	B5110-001-003-C3-CS	1-3	C3	6	48	0,2	
	B5110-0017-0037-C3-CS	1,7-3,7	C3	9	48	0,2	
	B5110-0022-0042-C3-CS	2,2-4,2	C3	13	53	0,2	
	B5110-0027-0047-C3-CS	2,7-4,7	C3	15	53	0,2	
	B5110-0032-0052-C3-CS	3,2-5,2	C3	20	58	0,2	
	B5110-0042-0062-C3-CS	4,2-6,2	C3	20	58	0,6	
 Walter Capto™ in acc. with ISO 26623	B5110-0062-0082-C3-CS	6,2-8,2	C3	30	68	0,2	
	B5110-008-010-C3-TC06	8-10	C3	30	67	0,2	TC .. 06T1 ..
	B5110-010-012-C3-TC06	10-12	C3	40	81	0,3	
 Walter Capto™ in acc. with ISO 26623	B5110-012-014-C3-TC06	12-14	C3	40	81	0,3	
	B5110-014-017-C4-TC09	14-17	C4	50	93	0,5	TC .. 0902 ..
	B5110-017-020-C4-TC09	17-20	C4	50	93	0,5	

刀体和备件包括在供货范围内





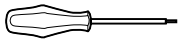
备件

	型号	TC .. 06T1 ..	TC .. 0902 ..
	锁紧螺钉	FS2623	FS2625
	可转位刀片锁紧螺钉	FS2626 (6IP) 0,6 Nm	FS2627 (7IP) 0,8 Nm



基体		镗刀杆
	B5110-001-006-C3-B	EB701.WKP21
	B5110-001-006-C3-B	EB702.WKP21
	B5110-001-006-C3-B	EB703.WKP21
	B5110-001-006-C3-B	EB704.WKP21
	B5110-001-006-C3-B	EB705.WKP21
	B5110-001-006-C3-B	EB706.WKP21
	B5110-006-010-C3-B	EB707.WKP21
	B5110-006-010-C3-B	EB708.TC06
	B5110-010-014-C3-B	EB709.TC06
	B5110-010-014-C3-B	EB710.TC06
	B5110-014-020-C4-B	EB711.TC09
	B5110-014-020-C4-B	EB712.TC09

B 2

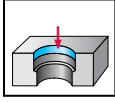
附件	型号	TC .. 06T1 ..	TC .. 0902 ..
	ISO 2936-2.5 扳手	ISO2936-2,5 (SW 2,5)	
	ISO 2936-3 扳手		ISO2936-3 (SW 3,5)
	扭矩螺丝刀, 模拟型	FS2001	FS2001
	可换扳手头	FS2085 (T6IP)	FS2011 (T7IP)
	螺丝刀	FS2086 (T6IP)	FS2088 (T7IP)

精镗刀具

 B5110

Walter Precision XT

D_c 1-20	$\kappa=92^\circ$	Z = 1
---------------	-------------------	-------



	P	M	K	N	S	H	O
B5110	●	●	●	●	●	●	●

刀具

	牌号	D_c mm	d_1	L_c mm	l_4 mm	kg	型号
<p>ScrewFit</p>	B5110-001-003-T22-CS	1-3	T22	6	45	0,1	
	B5110-0017-0037-T22-CS	1,7-3,7	T22	9	45	0,1	
	B5110-0022-0042-T22-CS	2,2-4,2	T22	13	50	0,1	
	B5110-0027-0047-T22-CS	2,7-4,7	T22	15	50	0,1	
	B5110-0032-0052-T22-CS	3,2-5,2	T22	20	55	0,1	
	B5110-0042-0062-T22-CS	4,2-6,2	T22	20	55	0,1	
<p>ScrewFit</p>	B5110-0062-0082-T22-CS	6,2-8,2	T22	30	70	0,2	
	B5110-008-010-T22-TC06	8-10	T22	30	69	0,2	TC .. 06T1 ..
	B5110-010-012-T28-TC06	10-12	T28	40	86	0,3	
<p>ScrewFit</p>	B5110-012-014-T28-TC06	12-14	T28	40	86	0,3	
	B5110-014-017-T36-TC09	14-17	T36	50	98	0,6	TC .. 0902 ..
<p>ScrewFit</p>	B5110-017-020-T36-TC09	17-20	T36	50	98	0,6	

刀体和备件包括在供货范围内





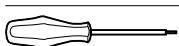
备件

	型号	TC .. 06T1 ..	TC .. 0902 ..
	锁紧螺钉	FS2623	FS2625
	可转位刀片锁紧螺钉	FS2626 (6IP) 0,6 Nm	FS2627 (7IP) 0,8 Nm



基体		镗刀杆
	B5110-001-006-T22-B	EB701.WKP21
	B5110-001-006-T22-B	EB702.WKP21
	B5110-001-006-T22-B	EB703.WKP21
	B5110-001-006-T22-B	EB704.WKP21
	B5110-001-006-T22-B	EB705.WKP21
	B5110-001-006-T22-B	EB706.WKP21
	B5110-006-010-T22-B	EB707.WKP21
	B5110-006-010-T22-B	EB708.TC06
	B5110-010-014-T28-B	EB709.TC06
	B5110-010-014-T28-B	EB710.TC06
	B5110-014-020-T36-B	EB711.TC09
	B5110-014-020-T36-B	EB712.TC09

B2

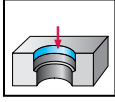
附件	型号	TC .. 06T1 ..	TC .. 0902 ..
	ISO 2936-2.5 扳手	ISO2936-2,5 (SW 2,5)	
	ISO 2936-3 扳手		ISO2936-3 (SW 3,5)
	扭矩螺丝刀, 模拟型	FS2001	FS2001
	可换扳手头	FS2085 (T6IP)	FS2011 (T7IP)
	螺丝刀	FS2086 (T6IP)	FS2088 (T7IP)

精镗刀具

 B5110 mm

Walter Precision XT

D_c 1-20	$\kappa=92^\circ$	$Z=1$
---------------	-------------------	-------



	P	M	K	N	S	H	O
B5110	●	●	●	●	●	●	●

刀具

	牌号	D_c mm	d_1	L_c mm	l_4 mm	kg	型号
 Modular NCT adaptor	B5110-001-003-N2-CS	1-3	NCT 25	6	47	0,1	
	B5110-0017-0037-N2-CS	1,7-3,7	NCT 25	9	47	0,1	
	B5110-0022-0042-N2-CS	2,2-4,2	NCT 25	13	52	0,1	
	B5110-0027-0047-N2-CS	2,7-4,7	NCT 25	15	52	0,1	
	B5110-0032-0052-N2-CS	3,2-5,2	NCT 25	20	57	0,1	
	B5110-0042-0062-N2-CS	4,2-6,2	NCT 25	20	57	0,1	
 Modular NCT adaptor	B5110-0062-0082-N2-CS	6,2-8,2	NCT 25	30	72	0,2	
	B5110-008-010-N2-TC06	8-10	NCT 25	30	71	0,2	TC .. 06T1 ..
	B5110-010-012-N3-TC06	10-12	NCT 32	40	88	0,3	
	B5110-012-014-N3-TC06	12-14	NCT 32	40	88	0,3	
 Modular NCT adaptor	B5110-014-017-N4-TC09	14-17	NCT 40	50	100	0,5	TC .. 0902 ..
	B5110-017-020-N4-TC09	17-20	NCT 40	50	100	0,5	

刀体和备件包括在供货范围内





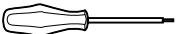
备件

	型号	TC .. 06T1 ..	TC .. 0902 ..
	锁紧螺钉	FS2623	FS2625
	可转位刀片锁紧螺钉	FS2626 (6IP) 0,6 Nm	FS2627 (7IP) 0,8 Nm



基体		镗刀杆
	B5110-001-006-N2-B	EB701.WKP21
	B5110-001-006-N2-B	EB702.WKP21
	B5110-001-006-N2-B	EB703.WKP21
	B5110-001-006-N2-B	EB704.WKP21
	B5110-001-006-N2-B	EB705.WKP21
	B5110-001-006-N2-B	EB706.WKP21
	B5110-006-010-N2-B	EB707.WKP21
	B5110-006-010-N2-B	EB708.TC06
	B5110-010-014-N3-B	EB709.TC06
	B5110-010-014-N3-B	EB710.TC06
	B5110-014-020-N4-B	EB711.TC09
	B5110-014-020-N4-B	EB712.TC09

B 2

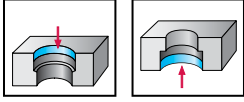
附件	型号	TC .. 06T1 ..	TC .. 0902 ..
	ISO 2936-2.5 扳手	ISO2936-2,5 (SW 2,5)	
	ISO 2936-3 扳手		ISO2936-3 (SW 3,5)
	扭矩螺丝刀, 模拟型	FS2001	FS2001
	可换扳手头	FS2085 (T6IP)	FS2011 (T7IP)
	螺丝刀	FS2086 (T6IP)	FS2088 (T7IP)

精镗刀具

 B5115

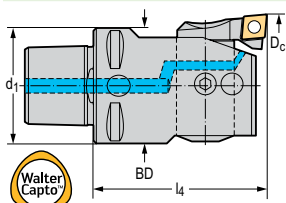
Walter Precision XT

D_c 19-167	$\kappa=92^\circ$	Z = 1
-----------------	-------------------	-------



	P	M	K	N	S	H	O
B5115	●	●	●	●	●	●	●

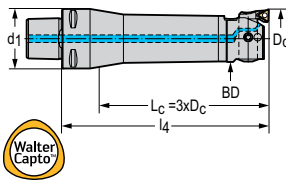
刀具



Walter Capto™ in acc. with ISO 26623

牌号	D_c mm	d_1	l_4 mm	BD mm	 kg	型号
B5115-035-045-C3-CC06	35-45	C3	48	32	0,3	CC .. 0602 ..
B5115-044-056-C4-CC06	44-56	C4	56	40	0,5	
B5115-055-070-C5-CC09	55-70	C5	70	50	1	CC .. 09T3 ..
B5115-069-087-C6-CC09	69-87	C6	82	63	1,9	
B5115-086-107-C6-CC09	86-107	C6	94	80	2,6	
B5115-106-137-C6-CC09	106-137	C6	94	100	3	
B5115-106-137-C8-CC09	106-137	C8	104	100	4,3	
B5115-136-167-C6-CC09	136-167	C6	94	130	3,7	
B5115-136-167-C8-CC09	136-167	C8	104	130	4,9	
B5115-019-023-C3-TC06	19-23	C3	89	18	0,3	TC .. 06T1 ..
B5115-023-029-C3-TC06	23-29	C3	105	20	0,4	
B5115-028-036-C3-TC06	28-36	C3	117	25	0,5	

Walter Capto™ in acc. with ISO 26623



Walter Capto™ in acc. with ISO 26623

刀体和备件包括在供货范围内

备件

型号	CC .. 0602 ..	CC .. 09T3 ..	TC .. 06T1 ..	TC .. 0902 ..	TC .. 1102 ..
锁紧螺钉	FS2624	FS2630	FS2628	FS2624	FS2630
可转位刀片锁紧螺钉	FS2665 (7IP) 0,8 Nm	FS2666 (15IP) 3 Nm	FS2633 (6IP) 0,6 Nm	FS2664 (7IP) 0,8 Nm	FS2665 (7IP) 0,8 Nm
刀夹锁紧螺钉	FS2635	FS2636	FS2634	FS2635	FS2636
冷却液螺钉	FS2640	FS2641	FS2640	FS2640	FS2641



基体		刀夹
	B5115-035-045-C3-B	EB716.CC06
	B5115-044-056-C4-B	EB716.CC06
	B5115-055-070-C5-B	EB717.CC09
	B5115-069-087-C6-B	EB717.CC09
	B5115-086-107-C6-B	EB717.CC09
	B5115-106-137-C6-B	EB717.CC09
	B5115-106-137-C8-B	EB717.CC09
	B5115-136-167-C6-B	EB717.CC09
	B5115-136-167-C8-B	EB717.CC09
	B5115-019-023-C3-B	EB713.TC06
	B5115-023-029-C3-B	EB713.TC06
	B5115-028-036-C3-B	EB713.TC06

B2

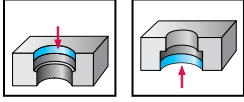
附件	型号	CC .. 0602 ..-TC ..			
		0902 ..	CC .. 09T3 ..	TC .. 06T1 ..	TC .. 1102 ..
	ISO 2936-1,5 扳手		ISO2936-1,5 (SW 1,5)		ISO2936-1,5 (SW 1,5)
	ISO 2936-2 扳手			ISO2936-2 (SW 2,5)	
	ISO 2936-3 扳手	ISO2936-3 (SW 3,5)			
	扳手	ISO2936-0,9 (SW 0,9)		ISO2936-0,9 (SW 0,9)	
	ISO 2936-4 扳手		ISO2936-4 (SW 4)		ISO2936-4 (SW 4)
	扭矩螺丝刀, 模拟型	FS2001	FS2003	FS2001	FS2001
	扭矩螺丝刀, 数显型		FS2248		

精镗刀具

 B5115

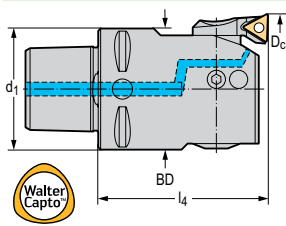
Walter Precision XT

D _c 19-167	κ=92°	Z=1
--------------------------	-------	-----

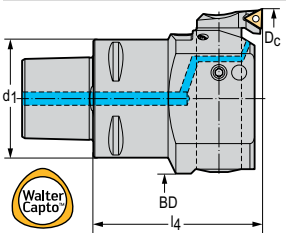


	P	M	K	N	S	H	O
B5115	●	●	●	●	●	●	●

刀具



Walter Capto™ in acc. with ISO 26623



Walter Capto™ in acc. with ISO 26623

牌号	D _c mm	d ₁	l ₄ mm	BD mm	kg	型号
B5115-035-045-C3-TC09	35-45	C3	48	32	0,3	TC .. 0902 ..
B5115-044-056-C4-TC09	44-56	C4	56	40	0,5	
B5115-055-070-C5-TC11	55-70	C5	66	50	1	TC .. 1102 ..
B5115-069-087-C6-TC11	69-87	C6	78	63	1,9	
B5115-086-107-C6-TC11	86-107	C6	90	80	2,6	
B5115-106-137-C6-TC11	106-137	C6	90	100	3	
B5115-106-137-C8-TC11	106-137	C8	100	100	4,3	
B5115-136-167-C6-TC11	136-167	C6	90	130	3,7	
B5115-136-167-C8-TC11	136-167	C8	100	130	4,9	

刀体和备件包括在供货范围内

备件

型号	CC .. 0602 ..	CC .. 09T3 ..	TC .. 06T1 ..	TC .. 0902 ..	TC .. 1102 ..
锁紧螺钉	FS2624	FS2630	FS2628	FS2624	FS2630
可转位刀片锁紧螺钉	FS2665 (7IP) 0,8 Nm	FS2666 (15IP) 3 Nm	FS2633 (6IP) 0,6 Nm	FS2664 (7IP) 0,8 Nm	FS2665 (7IP) 0,8 Nm
刀夹锁紧螺钉	FS2635	FS2636	FS2634	FS2635	FS2636
冷却液螺钉	FS2640	FS2641	FS2640	FS2640	FS2641



基体		刀夹	
	B5115-035-045-C3-B		EB714.TC09
	B5115-044-056-C4-B		EB714.TC09
	B5115-055-070-C5-B		EB715.TC11
	B5115-069-087-C6-B		EB715.TC11
	B5115-086-107-C6-B		EB715.TC11
	B5125-106-137-C6-B		EB715.TC11
	B5115-106-137-C8-B		EB715.TC11
	B5115-136-167-C6-B		EB715.TC11
	B5115-136-167-C8-B		EB715.TC11

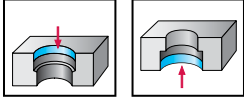
附件	型号	CC .. 0602 ..-TC ..			
		0902 ..	CC .. 09T3 ..	TC .. 06T1 ..	TC .. 1102 ..
	ISO 2936-1,5 扳手		ISO2936-1,5 (SW 1,5)		ISO2936-1,5 (SW 1,5)
	ISO 2936-2 扳手			ISO2936-2 (SW 2,5)	
	ISO 2936-3 扳手	ISO2936-3 (SW 3,5)			
	扳手	ISO2936-0,9 (SW 0,9)		ISO2936-0,9 (SW 0,9)	
	ISO 2936-4 扳手		ISO2936-4 (SW 4)		ISO2936-4 (SW 4)
	扭矩螺丝刀, 模拟型	FS2001	FS2003	FS2001	FS2001
	扭矩螺丝刀, 数显型		FS2248		

精镗刀具

 B5115

Walter Precision XT

D_c 19-167	$K=92^\circ$	$Z=1$
-----------------	--------------	-------



	P	M	K	N	S	H	O
B5115	●	●	●	●	●	●	●

刀具

	牌号	D_c mm	d_1	l_4 mm	BD mm	kg	型号
	B5115-035-045-T28-CC06	35-45	T28	54	32	0,3	CC .. 0602 ..
	B5115-044-056-T36-CC06	44-56	T36	56	40	0,6	
	B5115-055-070-T45-CC09	55-70	T45	74	50	1	CC .. 09T3 ..
	B5115-019-023-T18-TC06	19-23	T18	38	18	0,1	TC .. 06T1 ..
	B5115-023-029-T18-TC06	23-29	T18	38	20	0,1	
	B5115-028-036-T22-TC06	28-36	T22	41	25	0,2	

刀体和备件包括在供货范围内

备件






	型号	CC .. 0602 ..	CC .. 09T3 ..	TC .. 06T1 ..	TC .. 0902 ..	TC .. 1102 ..
	锁紧螺钉	FS2624	FS2630	FS2628	FS2624	FS2630
	可转位刀片锁紧螺钉	FS2665 (7IP) 0,8 Nm	FS2666 (15IP) 3 Nm	FS2633 (6IP) 0,6 Nm	FS2664 (7IP) 0,8 Nm	FS2665 (7IP) 0,8 Nm
	刀夹锁紧螺钉	FS2635	FS2636	FS2634	FS2635	FS2636
	冷却液螺钉	FS2640	FS2641	FS2640	FS2640	FS2641



基体		刀夹
B5115-035-045-T28-B		EB716.CC06
B5115-044-056-T36-B		EB716.CC06
B5115-055-070-T45-B		EB717.CC09
B5115-019-023-T18-B		EB713.TC06
B5115-023-029-T18-B		EB713.TC06
B5115-028-036-T22-B		EB713.TC06

B2

附件

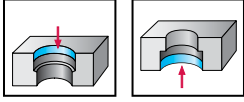
型号	CC .. 0602 ..-TC .. 0902 ..	CC .. 09T3 ..	TC .. 06T1 ..	TC .. 1102 ..
 ISO 2936-1,5 扳手		ISO2936-1,5 (SW 1,5)		ISO2936-1,5 (SW 1,5)
 ISO 2936-2 扳手			ISO2936-2 (SW 2,5)	
 ISO 2936-3 扳手	ISO2936-3 (SW 3,5)			
 扳手	ISO2936-0,9 (SW 0,9)		ISO2936-0,9 (SW 0,9)	
 ISO 2936-4 扳手		ISO2936-4 (SW 4)		ISO2936-4 (SW 4)
 扭矩螺丝刀, 模拟型	FS2001	FS2003	FS2001	FS2001
 扭矩螺丝刀, 数显型		FS2248		

精镗刀具

 B5115

Walter Precision XT

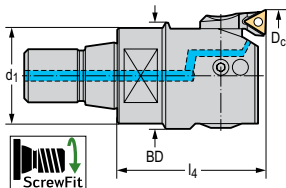
D _c 19-167	K=92°	Z=1
--------------------------	-------	-----



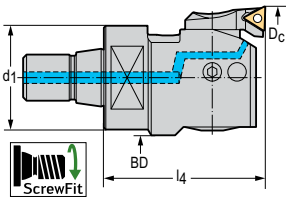
	P	M	K	N	S	H	O
B5115	●	●	●	●	●	●	●

刀具

牌号	D _c mm	d ₁	l ₄ mm	BD mm	kg	型号
B5115-035-045-T28-TC09	35-45	T28	54	32	0.3	TC .. 0902 ..
B5115-044-056-T36-TC09	44-56	T36	56	40	0.6	
B5115-055-070-T45-TC11	55-70	T45		50	1	TC .. 1102 ..



ScrewFit



ScrewFit

刀体和备件包括在供货范围内

备件

型号	CC .. 0602 ..	CC .. 09T3 ..	TC .. 06T1 ..	TC .. 0902 ..	TC .. 1102 ..
锁紧螺钉	FS2624	FS2630	FS2628	FS2624	FS2630
可转位刀片锁紧螺钉	FS2665 (7IP) 0,8 Nm	FS2666 (15IP) 3 Nm	FS2633 (6IP) 0,6 Nm	FS2664 (7IP) 0,8 Nm	FS2665 (7IP) 0,8 Nm
刀夹锁紧螺钉	FS2635	FS2636	FS2634	FS2635	FS2636
冷却液螺钉	FS2640	FS2641	FS2640	FS2640	FS2641



基体		刀夹
B5115-035-045-T28-B		EB714.TC09
B5115-044-056-T36-B		EB714.TC09
B5115-055-070-T45-B		EB715.TC11

B2

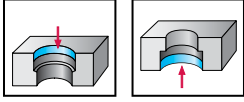
附件	型号	CC .. 0602 ..-TC ..			
		0902 ..	CC .. 09T3 ..	TC .. 06T1 ..	TC .. 1102 ..
	ISO 2936-1,5 扳手		ISO2936-1,5 (SW 1,5)		ISO2936-1,5 (SW 1,5)
	ISO 2936-2 扳手			ISO2936-2 (SW 2,5)	
	ISO 2936-3 扳手	ISO2936-3 (SW 3,5)			
	扳手	ISO2936-0,9 (SW 0,9)		ISO2936-0,9 (SW 0,9)	
	ISO 2936-4 扳手		ISO2936-4 (SW 4)		ISO2936-4 (SW 4)
	扭矩螺丝刀, 模拟型	FS2001	FS2003	FS2001	FS2001
	扭矩螺丝刀, 数显型		FS2248		

精镗刀具

 B5115

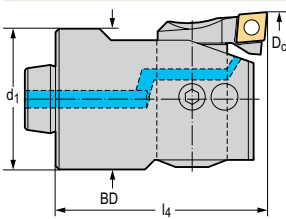
Walter Precision XT

D _c 19-167	κ=92°	Z=1
--------------------------	-------	-----

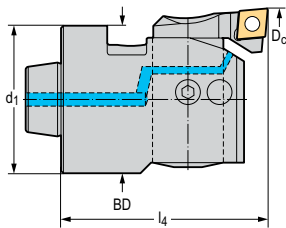


	P	M	K	N	S	H	O
B5115	●	●	●	●	●	●	●

刀具



Modular NCT adaptor



Modular NCT adaptor

牌号	D _c mm	d ₁	l ₄ mm	BD mm	kg	型号
B5115-035-045-N3-CC06	35-45	NCT 32	48	32	0,3	CC .. 0602 ..
B5115-044-056-N4-CC06	44-56	NCT 40	56	40	0,5	
B5115-055-070-N5-CC09	55-70	NCT 50	70	50	0,9	CC .. 09T3 ..
B5115-069-087-N6-CC09	69-87	NCT 63	82	63	1,7	
B5115-086-107-N6-CC09	86-107	NCT 63	94	80	2,4	
B5115-106-137-N6-CC09	106-137	NCT 63	94	100	2,8	
B5115-106-137-N8-CC09	106-137	NCT 80	104	100	3,8	
B5115-136-167-N6-CC09	136-167	NCT 63	94	130	3,4	
B5115-136-167-N8-CC09	136-167	NCT 80	104	130	4,4	

刀体和备件包括在供货范围内

备件

型号	CC .. 0602 ..	CC .. 09T3 ..	TC .. 06T1 ..	TC .. 0902 ..	TC .. 1102 ..
锁紧螺钉	FS2624	FS2630	FS2628	FS2624	FS2630
可转位刀片锁紧螺钉	FS2665 (7IP) 0,8 Nm	FS2666 (15IP) 3 Nm	FS2633 (6IP) 0,6 Nm	FS2664 (7IP) 0,8 Nm	FS2665 (7IP) 0,8 Nm
刀夹锁紧螺钉	FS2635	FS2636	FS2634	FS2635	FS2636
冷却液螺钉	FS2640	FS2641	FS2640	FS2640	FS2641



基体		刀夹	
	B5115-035-045-N3-B		EB716.CC06
	B5115-044-056-N4-B		EB716.CC06
	B5115-055-070-N5-B		EB717.CC09
	B5115-069-087-C6-B		EB717.CC09
	B5115-086-107-N6-B		EB717.CC09
	B5115-106-137-N6-B		EB717.CC09
	B5115-106-137-N8-B		EB717.CC09
	B5115-136-167-N6-B		EB717.CC09
	B5115-136-167-N8-B		EB717.CC09

B2

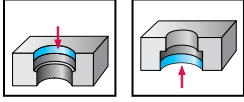
附件	型号	CC .. 0602 ..-TC ..			
		0902 ..	CC .. 09T3 ..	TC .. 06T1 ..	TC .. 1102 ..
	ISO 2936-1,5 扳手		ISO2936-1,5 (SW 1,5)		ISO2936-1,5 (SW 1,5)
	ISO 2936-2 扳手			ISO2936-2 (SW 2,5)	
	ISO 2936-3 扳手	ISO2936-3 (SW 3,5)			
	扳手	ISO2936-0,9 (SW 0,9)		ISO2936-0,9 (SW 0,9)	
	ISO 2936-4 扳手		ISO2936-4 (SW 4)		ISO2936-4 (SW 4)
	扭矩螺丝刀, 模拟型	FS2001	FS2003	FS2001	FS2001
	扭矩螺丝刀, 数显型		FS2248		

精镗刀具

 B5115

Walter Precision XT

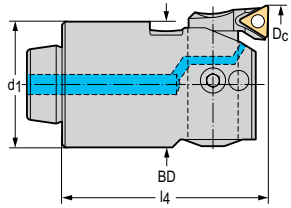
D _c 19-167	K=92°	Z=1
--------------------------	-------	-----



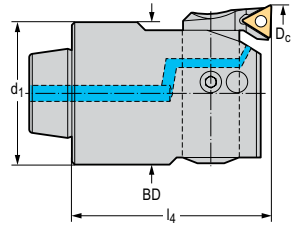
	P	M	K	N	S	H	O
B5115	●	●	●	●	●	●	●

刀具

牌号	D _c mm	d ₁	l ₄ mm	BD mm	kg	型号
B5115-019-023-N2-TC06	19-23	NCT 25	80	18	0,2	TC .. 06T1 ..
B5115-023-029-N2-TC06	23-29	NCT 25	91	20	0,2	
B5115-028-036-N2-TC06	28-36	NCT 25	41	25	0,2	
B5115-035-045-N3-TC09	35-45	NCT 32	48	32	0,3	TC .. 0902 ..
B5115-044-056-N4-TC09	44-56	NCT 40	56	40	1	



Modular NCT adaptor



Modular NCT adaptor

刀体和备件包括在供货范围内

备件

型号	CC .. 0602 ..	CC .. 09T3 ..	TC .. 06T1 ..	TC .. 0902 ..	TC .. 1102 ..
锁紧螺钉	FS2624	FS2630	FS2628	FS2624	FS2630
可转位刀片锁紧螺钉	FS2665 (7IP) 0,8 Nm	FS2666 (15IP) 3 Nm	FS2633 (6IP) 0,6 Nm	FS2664 (7IP) 0,8 Nm	FS2665 (7IP) 0,8 Nm
刀夹锁紧螺钉	FS2635	FS2636	FS2634	FS2635	FS2636
冷却液螺钉	FS2640	FS2641	FS2640	FS2640	FS2641



基体		刀夹	
	B5115-019-023-N2-B		EB713.TC06
	B5115-023-029-N2-B		EB713.TC06
	B5115-028-036-N2-B		EB713.TC06
	B5115-035-045-N3-B		EB714.TC09
	B5115-044-056-N4-B		EB714.TC09

B 2

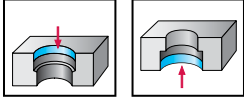
附件	型号	CC .. 0602 ..-TC ..			
		0902 ..	CC .. 09T3 ..	TC .. 06T1 ..	TC .. 1102 ..
	ISO 2936-1,5 扳手		ISO2936-1,5 (SW 1,5)		ISO2936-1,5 (SW 1,5)
	ISO 2936-2 扳手			ISO2936-2 (SW 2,5)	
	ISO 2936-3 扳手	ISO2936-3 (SW 3,5)			
	扳手	ISO2936-0,9 (SW 0,9)		ISO2936-0,9 (SW 0,9)	
	ISO 2936-4 扳手		ISO2936-4 (SW 4)		ISO2936-4 (SW 4)
	扭矩螺丝刀, 模拟型	FS2001	FS2003	FS2001	FS2001
	扭矩螺丝刀, 数显型		FS2248		

精镗刀具

 B5115

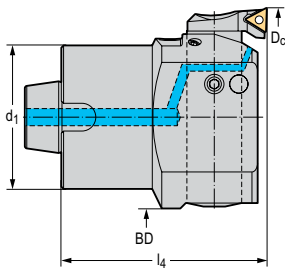
Walter Precision XT

D_c 19-167	$K=92^\circ$	$Z=1$
-----------------	--------------	-------



	P	M	K	N	S	H	O
B5115	●●	●●	●●	●●	●●	●	●

刀具



牌号	D_c mm	d_1	l_4 mm	BD mm	kg	型号
B5115-055-070-N5-TC11	55-70	NCT 50	66	50	0,9	TC .. 1102 ..
B5115-069-087-N6-TC11	69-87	NCT 63	78	63	1,7	
B5115-086-107-N6-TC11	86-107	NCT 63	90	80	2,4	
B5115-106-137-N6-TC11	106-137	NCT 63	90	100	2,8	
B5115-106-137-N8-TC11	106-137	NCT 80	100	100	3,8	
B5115-136-167-N6-TC11	136-167	NCT 63	90	130	3,4	
B5115-136-167-N8-TC11	136-167	NCT 80	100	130	4,4	

Modular NCT adaptor

刀体和备件包括在供货范围内

备件

型号	CC .. 0602 ..	CC .. 09T3 ..	TC .. 06T1 ..	TC .. 0902 ..	TC .. 1102 ..
锁紧螺钉	FS2624	FS2630	FS2628	FS2624	FS2630
可转位刀片锁紧螺钉	FS2665 (7IP) 0,8 Nm	FS2666 (15IP) 3 Nm	FS2633 (6IP) 0,6 Nm	FS2664 (7IP) 0,8 Nm	FS2665 (7IP) 0,8 Nm
刀夹锁紧螺钉	FS2635	FS2636	FS2634	FS2635	FS2636
冷却液螺钉	FS2640	FS2641	FS2640	FS2640	FS2641



基体		刀夹
	B5115-055-070-N5-B	EB715.TC11
	B5115-069-087-N6-B	EB715.TC11
	B5115-086-107-N6-B	EB715.TC11
	B5115-106-137-N6-B	EB715.TC11
	B5115-106-137-N8-B	EB715.TC11
	B5115-136-167-N6-B	EB715.TC11
	B5115-136-167-N8-B	EB715.TC11

B2

附件

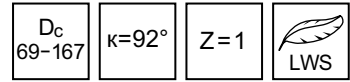
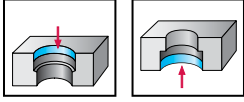
附件	型号	CC .. 0602 ..-TC .. 0902 ..	CC .. 09T3 ..	TC .. 06T1 ..	TC .. 1102 ..
	ISO 2936-1,5 扳手		ISO2936-1,5 (SW 1,5)		ISO2936-1,5 (SW 1,5)
	ISO 2936-2 扳手			ISO2936-2 (SW 2,5)	
	ISO 2936-3 扳手	ISO2936-3 (SW 3,5)			
	扳手	ISO2936-0,9 (SW 0,9)		ISO2936-0,9 (SW 0,9)	
	ISO 2936-4 扳手		ISO2936-4 (SW 4)		ISO2936-4 (SW 4)
	扭矩螺丝刀, 模拟型	FS2001	FS2003	FS2001	FS2001
	扭矩螺丝刀, 数显型		FS2248		

轻质精镗刀

 B5125 mm

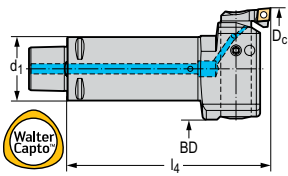
Walter Precision XT

- 减重型 (羽翼精镗刀)



	P	M	K	N	S	H	O
B5125	●	●	●	●	●	●	●

刀具



牌号	D _c mm	d ₁	l ₄ mm	BD mm	kg	型号
B5125-069-087-C5-CC09	69-87	C5	154	63	1,5	CC .. 09T3 ..
B5125-086-107-C5-CC09	86-107	C5	160	80	1,6	
B5125-106-137-C6-CC09	106-137	C6	194	100	3	
B5125-136-167-C8-CC09	136-167	C8	204	130	4,1	

Walter Capto™ in acc. with ISO 26623

刀体和备件包括在供货范围内

备件

	型号	CC .. 09T3 ..	TC .. 1102 ..
	锁紧螺钉	FS2630	FS2630
	可转位刀片锁紧螺钉	FS2666 (15IP) 3 Nm	FS2665 (7IP) 0,8 Nm
	刀夹锁紧螺钉	FS2636	FS2636
	冷却液螺钉	FS2641	FS2641

B2



基体		刀夹	
	B5125-069-087-C5-B		EB717.CC09
	B5125-086-107-C5-B		EB717.CC09
	B5125-106-137-C6-B		EB717.CC09
	B5125-136-167-C8-B		EB717.CC09

B2

附件

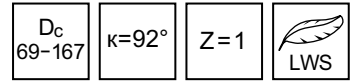
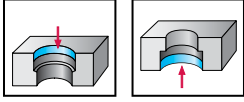
	型号	CC .. 09T3 ..	TC .. 1102 ..
	ISO 2936-1,5 扳手	ISO2936-1.5 (SW 1.5)	ISO2936-1.5 (SW 1,5)
	ISO 2936-4 扳手	ISO2936-4 (SW 4)	ISO2936-4 (SW 4)
	扭矩螺丝刀, 模拟型	FS2003	FS2001
	扭矩螺丝刀, 模拟型		FS2011 (T7IP)
	扭矩螺丝刀, 数显型	FS2248	
	螺丝刀		FS2088 (T7IP)
	可换扳手头	FS2014 (T15IP)	
	螺丝刀	FS1485 (T15IP)	
	接长杆	EB737 6 Nm	EB737 6 Nm

轻质精镗刀

 B5125 mm

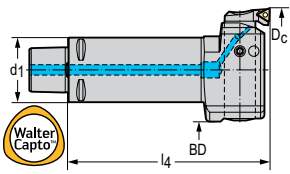
Walter Precision XT

- 减重型 (羽翼精镗刀)



	P	M	K	N	S	H	O
B5125	●	●	●	●	●	●	●

刀具



牌号	D _c mm	d ₁	l ₄ mm	BD mm	kg	型号
B5125-069-087-C5-TC11	69-87	C5	150	63	1,5	TC .. 1102 ..
B5125-086-107-C5-TC11	86-107	C5	156	80	1,6	
B5125-106-137-C6-TC11	106-137	C6	190	100	3	
B5125-136-167-C8-TC11	136-167	C8	200	130	4,1	

Walter Capto™ in acc. with ISO 26623

刀体和备件包括在供货范围内

备件

型号	CC .. 09T3 ..	TC .. 1102 ..
锁紧螺钉	FS2630	FS2630
可转位刀片锁紧螺钉	FS2666 (15IP) 3 Nm	FS2665 (7IP) 0,8 Nm
刀夹锁紧螺钉	FS2636	FS2636
冷却液螺钉	FS2641	FS2641

B2



基体		刀夹	
	B5125-069-087-C5-B		EB715.TC11
	B5125-086-107-C5-B		EB715.TC11
	B5125-106-137-C6-B		EB715.TC11
	B5125-136-167-C8-B		EB715.TC11

B 2

附件			
	型号	CC .. 09T3 ..	TC .. 1102 ..
	ISO 2936-1,5 扳手	ISO2936-1.5 (SW 1.5)	ISO2936-1.5 (SW 1,5)
	ISO 2936-4 扳手	ISO2936-4 (SW 4)	ISO2936-4 (SW 4)
	扭矩螺丝刀, 模拟型	FS2003	FS2001
	扭矩螺丝刀, 模拟型		FS2011 (T7IP)
	扭矩螺丝刀, 数显型	FS2248	
	螺丝刀		FS2088 (T7IP)
	可换扳手头	FS2014 (T15IP)	
	螺丝刀	FS1485 (T15IP)	
	接长杆	EB737 6 Nm	EB737 6 Nm

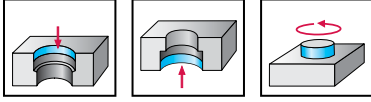
精镗刀具

 B5120 mm

Walter Precision XT

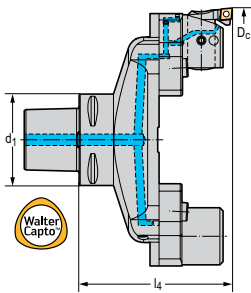
– 基体/联结桥也可用于 B5460 和 B5560

D _c 148- 635	κ=92°	Z = 1
-------------------------------	-------	-------



	P	M	K	N	S	H	O
B5120	●	●	●	●	●	●	●

刀具



Walter Capto™ in acc. with ISO 26623


牌号	D _c mm	d ₁	l ₄ mm	kg	型号
B5120-148-215-C8-CC09	148-215	C8	134	6,2	CC .. 09T3 ..
B5120-198-265-C8-CC09	198-265	C8	134	7,4	
B5120-248-315-C8-CC09	248-315	C8	134	8,5	

刀体和备件包括在供货范围内

备件

型号	CC .. 09T3 ..	TC .. 1102 ..
锁紧螺钉	FS2646 (HEX5)	FS2646 (HEX5)
冷却液螺钉	FS2641	FS2641
可转位刀片锁紧螺钉	FS2666 (15IP) 3 Nm	FS2665 (7IP) 0,8 Nm
垫片	FS2649	FS2649
调整套装	FS2653	FS2653
O 形圈	FS2657	FS2657
螺杆	FS2654	FS2654

B2



基体	联结桥	滑块	精镗头	配重	刀夹
B5120-148-000-C8-B		EB719	EB718	EB721	EB717.CC09
B5120-198-000-C8-B		EB719	EB718	EB721	EB717.CC09
B5120-248-000-C8-B		EB719	EB718	EB721	EB717.CC09

B2

附件

型号	CC .. 09T3 ..	TC .. 1102 ..
 ISO 2936-1,5 扳手	ISO2936-1.5 (SW 1,5)	ISO2936-1.5 (SW 1,5)
 ISO 2936-3 扳手	ISO2936-3 (SW 3,5)	ISO2936-3 (SW 3,5)
 ISO 2936-4 扳手	ISO2936-4 (SW 4)	ISO2936-4 (SW 4)
 ISO 2936-5 扳手	ISO2936-5 (SW5)	ISO2936-5 (SW5)
 ISO 2936-8 扳手	ISO2936-8 (SW 8)	ISO2936-8 (SW 8)
 扭矩螺丝刀, 模拟型	FS2003	FS2001
 扭矩螺丝刀, 数显型	FS2248	
 可换扳手头	FS2014 (T15IP)	FS2011 (T7IP)
 螺丝刀	FS1485 (T15IP)	FS2088 (T7IP)
 接长杆	EB737 6 Nm	EB737 6 Nm

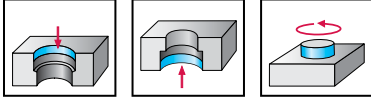
精镗刀具

 B5120 mm

Walter Precision XT

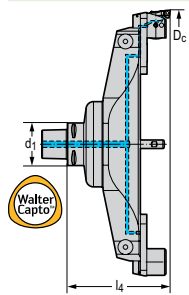
- 基体/联结桥也可用于 B5460 和 B5560

D _c 148- 635	κ=92°	Z = 1
-------------------------------	-------	-------



	P	M	K	N	S	H	O
B5120	●	●	●	●	●	●	●

刀具



Walter Capto™ in acc. with ISO 26623


牌号	D _c mm	d ₁	l ₄ mm	kg	型号
B5120-298-395-C8-CC09	298-395	C8	183	15,1	CC .. 09T3 ..
B5120-378-475-C8-CC09	378-475	C8	188	16,8	
B5120-458-555-C8-CC09	458-555	C8	193	18,8	
B5120-538-635-C8-CC09	538-635	C8	198	21,2	

刀体和备件包括在供货范围内

备件

型号	CC .. 09T3 ..	TC .. 1102 ..
锁紧螺钉	FS2646 (HEX5)	FS2646 (HEX5)
冷却液螺钉	FS2641	FS2641
可转位刀片锁紧螺钉	FS2666 (15IP) 3 Nm	FS2665 (7IP) 0,8 Nm
垫片	FS2649	FS2649
调整套装	FS2653	FS2653
O 形圈	FS2657	FS2657
螺杆	FS2654	FS2654


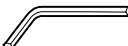
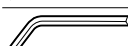





B2



基体	联结桥	滑块	精镗头	配重	刀夹
B5120-298-000-C8-B	EB731	EB720	EB718	EB722	EB717.CC09
B5120-298-000-C8-B	EB732	EB720	EB718	EB722	EB717.CC09
B5120-298-000-C8-B	EB733	EB720	EB718	EB722	EB717.CC09
B5120-298-000-C8-B	EB734	EB720	EB718	EB722	EB717.CC09

B2

附件

	型号	CC .. 09T3 ..	TC .. 1102 ..
	ISO 2936-1,5 扳手	ISO2936-1.5 (SW 1,5)	ISO2936-1.5 (SW 1,5)
	ISO 2936-3 扳手	ISO2936-3 (SW 3,5)	ISO2936-3 (SW 3,5)
	ISO 2936-4 扳手	ISO2936-4 (SW 4)	ISO2936-4 (SW 4)
	ISO 2936-5 扳手	ISO2936-5 (SW5)	ISO2936-5 (SW5)
	ISO 2936-8 扳手	ISO2936-8 (SW 8)	ISO2936-8 (SW 8)
	扭矩螺丝刀, 模拟型	FS2003	FS2001
	扭矩螺丝刀, 数显型	FS2248	
	可换扳手头	FS2014 (T15IP)	FS2011 (T7IP)
	螺丝刀	FS1485 (T15IP)	FS2088 (T7IP)
	接长杆	EB737 6 Nm	EB737 6 Nm

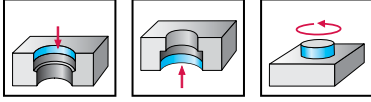
精镗刀具

 B5120 mm

Walter Precision XT

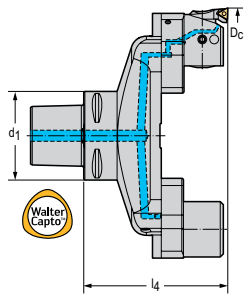
- 基体/联结桥也可用于 B5460 和 B5560

D _c 148- 635	κ=92°	Z = 1
-------------------------------	-------	-------



	P	M	K	N	S	H	O
B5120	●	●	●	●	●	●	●

刀具



Walter Capto™ in acc. with ISO 26623


牌号	D _c mm	d ₁	l ₄ mm	kg	型号
B5120-148-215-C8-TC11	148-215	C8	130	6,2	TC .. 1102 ..
B5120-198-265-C8-TC11	198-265	C8	130	7,4	
B5120-248-315-C8-TC11	248-315	C8	130	8,5	

刀体和备件包括在供货范围内

备件

型号	CC .. 09T3 ..	TC .. 1102 ..
锁紧螺钉	FS2646 (HEX5)	FS2646 (HEX5)
冷却液螺钉	FS2641	FS2641
可转位刀片锁紧螺钉	FS2666 (15IP) 3 Nm	FS2665 (7IP) 0,8 Nm
垫片	FS2649	FS2649
调整套装	FS2653	FS2653
O 形圈	FS2657	FS2657
螺杆	FS2654	FS2654

B2



基体	联结桥	滑块	精镗头	配重	刀夹
B5120-148-000-C8-B		EB719	EB718	EB721	EB715.TC11
B5120-198-000-C8-B		EB719	EB718	EB721	EB715.TC11
B5120-248-000-C8-B		EB719	EB718	EB721	EB715.TC11

B2

附件

	型号	CC .. 09T3 ..	TC .. 1102 ..
	ISO 2936-1,5 扳手	ISO2936-1.5 (SW 1,5)	ISO2936-1,5 (SW 1,5)
	ISO 2936-3 扳手	ISO2936-3 (SW 3,5)	ISO2936-3 (SW 3,5)
	ISO 2936-4 扳手	ISO2936-4 (SW 4)	ISO2936-4 (SW 4)
	ISO 2936-5 扳手	ISO2936-5 (SW5)	ISO2936-5 (SW5)
	ISO 2936-8 扳手	ISO2936-8 (SW 8)	ISO2936-8 (SW 8)
	扭矩螺丝刀, 模拟型	FS2003	FS2001
	扭矩螺丝刀, 数显型	FS2248	
	可换扳手头	FS2014 (T15IP)	FS2011 (T7IP)
	螺丝刀	FS1485 (T15IP)	FS2088 (T7IP)
	接长杆	EB737 6 Nm	EB737 6 Nm

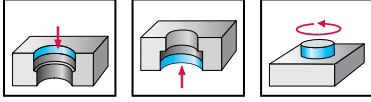
精镗刀具

 B5120 mm

Walter Precision XT

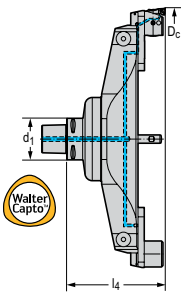
- 基体/联结桥也可用于 B5460 和 B5560

D _c 148- 635	κ=92°	Z = 1
-------------------------------	-------	-------



	P	M	K	N	S	H	O
B5120	●	●	●	●	●	●	●

刀具



Walter Capto™ in acc. with ISO 26623


牌号	D _c mm	d ₁	l ₄ mm	kg	型号
B5120-298-395-C8-TC11	298-395	C8	179	15,1	TC .. 1102 ..
B5120-378-475-C8-TC11	378-475	C8	184	16,8	
B5120-458-555-C8-TC11	458-555	C8	189	18,8	
B5120-538-635-C8-TC11	538-635	C8	194	21,2	

刀体和备件包括在供货范围内

备件

型号	CC .. 09T3 ..	TC .. 1102 ..
锁紧螺钉	FS2646 (HEX5)	FS2646 (HEX5)
冷却液螺钉	FS2641	FS2641
可转位刀片锁紧螺钉	FS2666 (15IP) 3 Nm	FS2665 (7IP) 0,8 Nm
垫片	FS2649	FS2649
调整套装	FS2653	FS2653
O 形圈	FS2657	FS2657
螺杆	FS2654	FS2654

B2



B 2

基体	联结桥	滑块	精镗头	配重	刀夹
B5120-298-000-C8-B	EB731	EB720	EB718	EB722	EB715.TC11
B5120-298-000-C8-B	EB732	EB720	EB718	EB722	EB715.TC11
B5120-298-000-C8-B	EB733	EB720	EB718	EB722	EB715.TC11
B5120-298-000-C8-B	EB734	EB720	EB718	EB722	EB715.TC11

附件

	型号	CC .. 09T3 ..	TC .. 1102 ..
	ISO 2936-1,5 扳手	ISO2936-1.5 (SW 1,5)	ISO2936-1.5 (SW 1,5)
	ISO 2936-3 扳手	ISO2936-3 (SW 3,5)	ISO2936-3 (SW 3,5)
	ISO 2936-4 扳手	ISO2936-4 (SW 4)	ISO2936-4 (SW 4)
	ISO 2936-5 扳手	ISO2936-5 (SW5)	ISO2936-5 (SW5)
	ISO 2936-8 扳手	ISO2936-8 (SW 8)	ISO2936-8 (SW 8)
	扭矩螺丝刀, 模拟型	FS2003	FS2001
	扭矩螺丝刀, 数显型	FS2248	
	可换扳手头	FS2014 (T15IP)	FS2011 (T7IP)
	螺丝刀	FS1485 (T15IP)	FS2088 (T7IP)
	接长杆	EB737 6 Nm	EB737 6 Nm

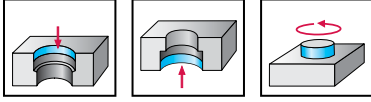
精镗刀具

 B5120 mm

Walter Precision XT

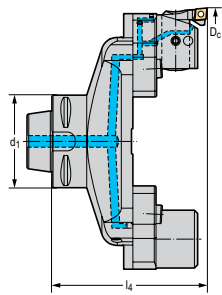
- 基体/联结桥也可用于 B5460 和 B5560

D _c 148- 635	κ=92°	Z = 1
-------------------------------	-------	-------



	P	M	K	N	S	H	O
B5120	●	●	●	●	●	●	●

刀具



Modular NCT adaptor


牌号	D _c mm	d ₁	l ₄ mm	kg	型号
B5120-148-215-N8-CC09	148-215	NCT 80	134	5,7	CC .. 09T3 ..
B5120-198-265-N8-CC09	198-265	NCT 80	134	6,9	
B5120-248-315-N8-CC09	248-315	NCT 80	134	8	

刀体和备件包括在供货范围内

备件

	型号	CC .. 09T3 ..	TC .. 1102 ..
	锁紧螺钉	FS2646 (HEX5)	FS2646 (HEX5)
	冷却液螺钉	FS2641	FS2641
	可转位刀片锁紧螺钉	FS2666 (15IP) 3 Nm	FS2665 (7IP) 0,8 Nm
	垫片	FS2649	FS2649
	调整套装	FS2653	FS2653
	O 形圈	FS2657	FS2657
	螺杆	FS2654	FS2654

B2



基体	联结桥	滑块	精镗头	配重	刀夹
B5120-148-000-N8-B		EB719	EB718	EB721	EB717.CC09
B5120-198-000-N8-B		EB719	EB718	EB721	EB717.CC09
B5120-248-000-N8-B		EB719	EB718	EB721	EB717.CC09

B2

附件

	型号	CC .. 09T3 ..	TC .. 1102 ..
	ISO 2936-1,5 扳手	ISO2936-1.5 (SW 1,5)	ISO2936-1,5 (SW 1,5)
	ISO 2936-3 扳手	ISO2936-3 (SW 3,5)	ISO2936-3 (SW 3,5)
	ISO 2936-4 扳手	ISO2936-4 (SW 4)	ISO2936-4 (SW 4)
	ISO 2936-5 扳手	ISO2936-5 (SW5)	ISO2936-5 (SW5)
	ISO 2936-8 扳手	ISO2936-8 (SW 8)	ISO2936-8 (SW 8)
	扭矩螺丝刀, 模拟型	FS2003	FS2001
	扭矩螺丝刀, 数显型	FS2248	
	可换扳手头	FS2014 (T15IP)	FS2011 (T7IP)
	螺丝刀	FS1485 (T15IP)	FS2088 (T7IP)
	接长杆	EB737 6 Nm	EB737 6 Nm

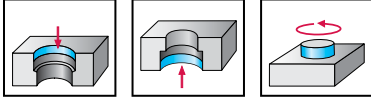
精镗刀具

 B5120 mm

Walter Precision XT

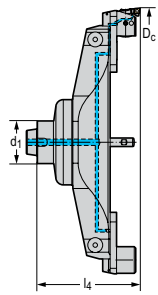
- 基体/联结桥也可用于 B5460 和 B5560

D _c 148- 635	κ=92°	Z = 1
-------------------------------	-------	-------



	P	M	K	N	S	H	O
B5120	●	●	●	●	●	●	●

刀具



Modular NCT adaptor


牌号	D _c mm	d ₁	l ₄ mm	kg	型号
B5120-298-395-N8-CC09	298-395	NCT 80	183	14,5	CC .. 09T3 ..
B5120-378-475-N8-CC09	378-475	NCT 80	188	16,3	
B5120-458-555-N8-CC09	458-555	NCT 80	193	18,2	
B5120-538-635-N8-CC09	538-635	NCT 80	198	20,6	

刀体和备件包括在供货范围内

备件

型号	CC .. 09T3 ..	TC .. 1102 ..
锁紧螺钉	FS2646 (HEX5)	FS2646 (HEX5)
冷却液螺钉	FS2641	FS2641
可转位刀片锁紧螺钉	FS2666 (15IP) 3 Nm	FS2665 (7IP) 0,8 Nm
垫片	FS2649	FS2649
调整套装	FS2653	FS2653
O 形圈	FS2657	FS2657
螺杆	FS2654	FS2654







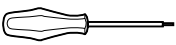

B2



基体	联结桥	滑块	精镗头	配重	刀夹
B5120-298-000-N8-B	EB731	EB720	EB718	EB722	EB717.CC09
B5120-298-000-N8-B	EB732	EB720	EB718	EB722	EB717.CC09
B5120-298-000-N8-B	EB733	EB720	EB718	EB722	EB717.CC09
B5120-298-000-N8-B	EB734	EB720	EB718	EB722	EB717.CC09

B2

附件

	型号	CC .. 09T3 ..	TC .. 1102 ..
	ISO 2936-1,5 扳手	ISO2936-1.5 (SW 1,5)	ISO2936-1.5 (SW 1,5)
	ISO 2936-3 扳手	ISO2936-3 (SW 3,5)	ISO2936-3 (SW 3,5)
	ISO 2936-4 扳手	ISO2936-4 (SW 4)	ISO2936-4 (SW 4)
	ISO 2936-5 扳手	ISO2936-5 (SW5)	ISO2936-5 (SW5)
	ISO 2936-8 扳手	ISO2936-8 (SW 8)	ISO2936-8 (SW 8)
	扭矩螺丝刀, 模拟型	FS2003	FS2001
	扭矩螺丝刀, 数显型	FS2248	
	可换扳手头	FS2014 (T15IP)	FS2011 (T7IP)
	螺丝刀	FS1485 (T15IP)	FS2088 (T7IP)
	接长杆	EB737 6 Nm	EB737 6 Nm

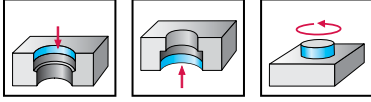
精镗刀具

 B5120 mm

Walter Precision XT

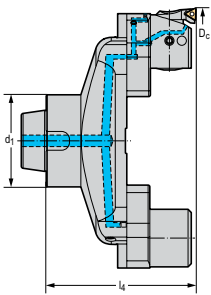
- 基体/联结桥也可用于 B5460 和 B5560

D _c 148- 635	κ=92°	Z = 1
-------------------------------	-------	-------



	P	M	K	N	S	H	O
B5120	●	●	●	●	●	●	●

刀具



Modular NCT adaptor


牌号	D _c mm	d ₁	l ₄ mm	kg	型号
B5120-148-215-N8-TC11	148-215	NCT 80	130	5,7	TC .. 1102 ..
B5120-198-265-N8-TC11	198-265	NCT 80	130	6,9	
B5120-248-315-N8-TC11	248-315	NCT 80	130	8	

刀体和备件包括在供货范围内

备件

型号	CC .. 09T3 ..	TC .. 1102 ..
锁紧螺钉	FS2646 (HEX5)	FS2646 (HEX5)
冷却液螺钉	FS2641	FS2641
可转位刀片锁紧螺钉	FS2666 (15IP) 3 Nm	FS2665 (7IP) 0,8 Nm
垫片	FS2649	FS2649
调整套装	FS2653	FS2653
O 形圈	FS2657	FS2657
螺杆	FS2654	FS2654

B2



基体	联结桥	滑块	精镗头	配重	刀夹
B5120-148-000-N8-B		EB719	EB718	EB721	EB715.TC11
B5120-198-000-N8-B		EB719	EB718	EB721	EB715.TC11
B5120-248-000-N8-B		EB719	EB718	EB721	EB715.TC11

B2

附件

	型号	CC .. 09T3 ..	TC .. 1102 ..
	ISO 2936-1,5 扳手	ISO2936-1.5 (SW 1,5)	ISO2936-1,5 (SW 1,5)
	ISO 2936-3 扳手	ISO2936-3 (SW 3,5)	ISO2936-3 (SW 3,5)
	ISO 2936-4 扳手	ISO2936-4 (SW 4)	ISO2936-4 (SW 4)
	ISO 2936-5 扳手	ISO2936-5 (SW5)	ISO2936-5 (SW5)
	ISO 2936-8 扳手	ISO2936-8 (SW 8)	ISO2936-8 (SW 8)
	扭矩螺丝刀, 模拟型	FS2003	FS2001
	扭矩螺丝刀, 数显型	FS2248	
	可换扳手头	FS2014 (T15IP)	FS2011 (T7IP)
	螺丝刀	FS1485 (T15IP)	FS2088 (T7IP)
	接长杆	EB737 6 Nm	EB737 6 Nm

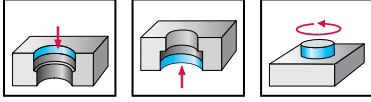
精镗刀具

 B5120 mm

Walter Precision XT

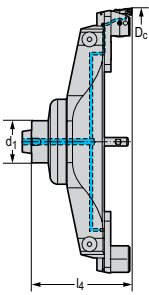
- 基体/联结桥也可用于 B5460 和 B5560

D _c 148- 635	κ=92°	Z = 1
-------------------------------	-------	-------



	P	M	K	N	S	H	O
B5120	●	●	●	●	●	●	●

刀具



Modular NCT adaptor


牌号	D _c mm	d ₁	l ₄ mm	kg	型号
B5120-298-395-N8-TC11	298-395	NCT 80	179	14,5	TC .. 1102 ..
B5120-378-475-N8-TC11	378-475	NCT 80	184	16,3	
B5120-458-555-N8-TC11	458-555	NCT 80	189	18,2	
B5120-538-635-N8-TC11	538-635	NCT 80	194	20,6	

刀体和备件包括在供货范围内

备件

型号	CC .. 09T3 ..	TC .. 1102 ..
锁紧螺钉	FS2646 (HEX5)	FS2646 (HEX5)
冷却液螺钉	FS2641	FS2641
可转位刀片锁紧螺钉	FS2666 (15IP) 3 Nm	FS2665 (7IP) 0,8 Nm
垫片	FS2649	FS2649
调整套装	FS2653	FS2653
O 形圈	FS2657	FS2657
螺杆	FS2654	FS2654

B2



B2

基体	联结桥	滑块	精镗头	配重	刀夹
B5120-298-000-N8-B	EB731	EB720	EB718	EB722	EB715.TC11
B5120-298-000-N8-B	EB732	EB720	EB718	EB722	EB715.TC11
B5120-298-000-N8-B	EB733	EB720	EB718	EB722	EB715.TC11
B5120-298-000-N8-B	EB734	EB720	EB718	EB722	EB715.TC11

附件

	型号	CC .. 09T3 ..	TC .. 1102 ..
	ISO 2936-1,5 扳手	ISO2936-1.5 (SW 1,5)	ISO2936-1,5 (SW 1,5)
	ISO 2936-3 扳手	ISO2936-3 (SW 3,5)	ISO2936-3 (SW 3,5)
	ISO 2936-4 扳手	ISO2936-4 (SW 4)	ISO2936-4 (SW 4)
	ISO 2936-5 扳手	ISO2936-5 (SW5)	ISO2936-5 (SW5)
	ISO 2936-8 扳手	ISO2936-8 (SW 8)	ISO2936-8 (SW 8)
	扭矩螺丝刀, 模拟型	FS2003	FS2001
	扭矩螺丝刀, 数显型	FS2248	
	可换扳手头	FS2014 (T15IP)	FS2011 (T7IP)
	螺丝刀	FS1485 (T15IP)	FS2088 (T7IP)
	接长杆	EB737 6 Nm	EB737 6 Nm

ISO 刀夹

型号

加工



订货号	SCFC...CA	SCLC...CA	PCLN...CA	PCFN...CA
主偏角	100°	95°	95°	90°
夹紧系统	螺钉	螺钉	曲杆	曲杆
冷却方式	外	外	外	外
刀柄尺寸 h [mm]	15-20	15-20	20-33	20
刀柄尺寸 h [inch]				
刀片尺寸 l [mm]	9-12	9-12	12-19	12
目录中的页面	B 564	B 564	B 558	B 557

二维码


www.walter-tools.com/woc/

SCFC-CA

SCLC-CA

PCLN-CA

PCFN-CA

型号

加工



订货号	SSKC-09...CA	SSRC-12...CA	PSKN...CA	PSSN...CA
主偏角	75°	75°	75°	45°
夹紧系统	螺钉	螺钉	曲杆	曲杆
冷却方式	外	外	外	外
刀柄尺寸 h [mm]	15	15	15-33	20
刀柄尺寸 h [inch]				
刀片尺寸 l [mm]	9	9	9-19	12
目录中的页面	B 565	B 565	B 560	B 562

二维码


WALTER SELECT

●● 主要应用 ● 其他应用

ISO 刀夹

型号

加工



订货号	STFC...CA	PTFN...CA	SWFC...CA
主偏角	91°	95°	100°
夹紧系统	螺钉	曲杆	螺钉
冷却方式	外	外	外
刀柄尺寸 h [mm]	9,4-15	20	15
刀柄尺寸 h [inch]			
刀片尺寸 l [mm]	9-11	16	6
目录中的页面	B 566	B 563	B 567

二维码


www.walter-tools.com/woc/

STFC-CA

PTFN-CA

SWFC-CA

B2

瓦尔特 (Walter) 迷你型刀夹

型号

加工



订货号

主偏角

90°

75°

30°

100°

夹紧系统

螺钉

螺钉

螺钉

螺钉

冷却方式

外

外

外

外

刀柄尺寸 h [mm]

刀柄尺寸 h [inch]

刀片尺寸 l [mm]

6

11

4

目录中的页面

B 568

B 572

B 569

B 568

型号

加工



订货号

主偏角

90°

夹紧系统

螺钉

冷却方式

外

刀柄尺寸 h [mm]

刀柄尺寸 h [inch]

刀片尺寸 l [mm]

6

目录中的页面

B 568

瓦尔特 (Walter) 精镗刀夹


型号	
加工	



订货号		
主偏角	90°	100°
夹紧系统	螺钉	螺钉
冷却方式	外	外
刀柄尺寸 h [mm]		
刀柄尺寸 h [inch]		
刀片尺寸 l [mm]	11	4-6
目录中的页面	B 576	B 574

B2

B2



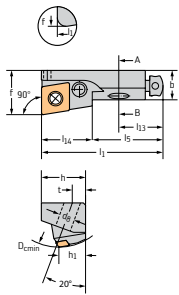
ISO 刀夹

PCFN...CA








刀具

牌号	h_1 mm	b mm	D_{cmin} mm	d_8 mm	l_{13} mm	f mm	h mm	l_1 mm	l_5 mm	t mm	型号
PCFNR12CA-12	12	13,3	50	7	20	20	20	47	32	6	CN .. 1204 ..

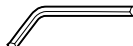
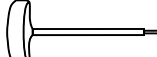


刀体和备件包括在供货范围内

备件

型号	型号	CN .. 1204 ..
	曲杆	KN109
	可转位刀片锁紧螺钉 紧固力矩	FS332 (SW 2,5) 2,5 Nm
	轴向调整螺钉	FS335
	径向调整螺钉	FS334 (SW 2)
	紧固螺钉	FS977 (T30)

附件

型号	型号	CN .. 1204 ..
	ISO 2936 扳手	ISO2936-2,5 (SW 2,5)
	T 形扳手	FS1175 (T30)

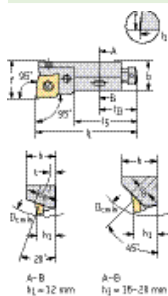
WALTER
SELECT

●● 主要应用 ● 其他应用
最佳刀具, 用于... → 良好的 = 😊 → 一般的 = 😐 → 不利的 = ☹️ 加工条件

ISO 刀夹
 PCLN...CA


刀具

牌号	h ₁ mm	b mm	D _{min} mm	d _g mm	l ₃ mm	f mm	h mm	l ₁ mm	l ₅ mm	t mm	型号
PCLNL12CA-12	12	16	50	7	20	20	20	55	28	6	CN .. 1204 ..
PCLNL16CA-12	16	20	60	9	25	25	25	63	35	0	
PCLNL20CA-16	20	20	70	9	30	25	30	70	40	0	
PCLNR12CA-12	12	16	50	7	20	20	20	55	28	6	CN .. 1606 ..
PCLNR16CA-12	16	20	60	9	25	25	25	63	35	0	
PCLNR20CA-16	20	20	70	9	30	25	30	70	40	0	
PCLNR25CA-19	25	25	100	11	30	32	33	90	62	0	CN .. 1906 ..



刀体和备件包括在供货范围内

备件

型号	CN .. 1204 ..	CN .. 1606 ..	CN .. 1906 ..
曲杆	KN109		
刀垫		AP135-CN1624	AP136-CN1924
曲杆		KN104	KN106
可转位刀片锁紧螺钉 紧固力矩	FS332 (SW 2,5) 2,5 Nm	FS354 (SW 3) 5 Nm	FS356 10 Nm
开口销		RS103	RS104
装配用冲头		MD102	MD102
轴向调整螺钉		FS339	FS2575
径向调整螺钉	FS334 (SW 2)		
轴向调整螺钉	FS335		
径向调整螺钉		FS337 (SW 2,5)	FS974
紧固螺钉	FS977 (T30)	FS975 (T40)	FS2578 (T50)

Zubehör

Type	CN .. 1204 ..	CN .. 1606 ..	CN .. 1906 ..
Schlüssel ISO 2936	ISO2936-2,5 (SW 2,5)	ISO2936-3 (SW 3,5)	ISO2936-4 (SW 4)

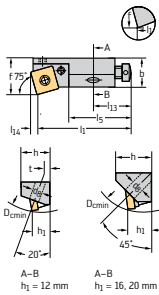
Zubehör	Type	CN .. 1204 ..	CN .. 1606 ..	CN .. 1906 ..
	Griffschlüssel	FS1175 (T30)	FS1176 (T40)	FS2577 (T45)

B2

ISO 刀夹
 PSKN...CA


刀具

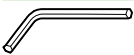

牌号	h_1 mm	l_{14} mm	b mm	D_{cmin} mm	d_8 mm	l_{13} mm	f mm	h mm	l_1 mm	l_5 mm	t mm	型号
PSKNL12CA-12	12	3,1	16	50	7	20	20	20	55	32	6	SN .. 1204 ..
PSKNL16CA-12	16	3,1	20	60	9	25	25	25	63	37	0	
PSKNR10CA-09	10	2,2	10	40	7	20	14	15	44	17	5	SN .. 0903 ..
PSKNR12CA-12	12	3,1	16	50	7	20	20	20	55	32	6	SN .. 1204 ..
PSKNR16CA-12	16	3,1	20	60	9	25	25	25	63	37	0	SN .. 1506 ..
PSKNR20CA-15	20	3,8	20	70	9	30	25	30	70	40	0	
PSKNR25CA-19	25	4,6	25	100	11	30	32	33	90	63	0	SN .. 1906 ..



刀体和备件包括在供货范围内

备件

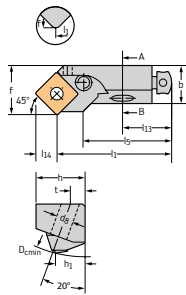
型号	SN .. 0903 ..	SN .. 1204 ..	SN .. 1506 ..	SN .. 1906 ..
曲杆		KN109		
刀垫			AP142-SN1524	AP143-SN1924
曲杆	KN126		KN104	KN106
可转位刀片锁紧螺钉		FS332 (SW 2,5) 2,5 Nm		
可转位刀片锁紧螺钉 紧固力矩	FS2182 2 Nm		FS354 (SW 3) 5 Nm	FS356 10 Nm
轴向调整螺钉	FS335	FS335		
开口销			RS103	RS104
径向调整螺钉	FS333 (SW 2)	FS333 (SW 2)		
装配用冲头			MD102	MD102
紧固螺钉		FS977 (T30)		
轴向调整螺钉			FS339	FS2575
径向调整螺钉			FS337 (SW 2,5)	FS974
紧固螺钉	FS976 (T30)		FS975 (T40)	FS2578 (T50)

Zubehör		SN .. 0903 ..	SN .. 1204 ..	SN .. 1506 ..	SN .. 1906 ..
	Schlüssel ISO 2936		ISO2936-2,5 (SW 2,5)		
	Griffschlüssel	FS1175 (T30)	FS1175 (T30)		
	Schlüssel ISO 2936	ISO2936-2 (SW 2,5)		ISO2936-3 (SW 3,5)	ISO2936-4 (SW 4)
	Griffschlüssel			FS1176 (T40)	FS2577 (T45)

ISO 刀夹
 PSSN...CA


刀具

牌号	h ₁ mm	l ₁₄ mm	b mm	D _{cmin} mm	d ₈ mm	l ₁₃ mm	f mm	h mm	l ₁ mm	l ₅ mm	t mm	型号
PSSNR12CA-12	12	8,3	15,5	50	7	20	20	20	38	30	6	SN .. 1204 ..



刀体和备件包括在供货范围内

备件

型号	SN .. 1204 ..
曲杆	KN109
可转位刀片锁紧螺钉 紧固力矩	FS332 (SW 2,5) 2,5 Nm
轴向调整螺钉	FS335
径向调整螺钉	FS333 (SW 2)
紧固螺钉	FS977 (T30)

附件

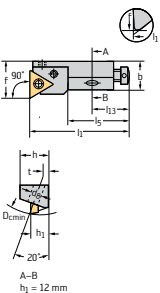
型号	SN .. 1204 ..
ISO 2936 扳手	ISO2936-2.5 (SW 2,5)
T 形扳手	FS1175 (T30)

ISO 刀夹

PTFN...CA








刀具


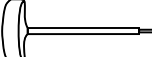
	牌号	h_1 mm	b mm	D_{cmin} mm	d_8 mm	l_{13} mm	f mm	h mm	l_1 mm	l_5 mm	t mm	型号
 <p>A-B $h_2 = 12 \text{ mm}$</p>	PTFNL12CA-16	12	16	50	7	20	20	20	55	32,5	6	TN .. 1604 ..
	PTFNR12CA-16	12	15	50	7	20	20	20	55	32,5	6	

刀体和备件包括在供货范围内

备件

	型号	TN .. 1604 ..
	曲杆	KN108
	可转位刀片锁紧螺钉 紧固力矩	FS331 (SW 2) 2 Nm
	轴向调整螺钉	FS335
	径向调整螺钉	FS333 (SW 2)
	紧固螺钉	FS977 (T30)

附件


	型号	TN .. 1604 ..
	ISO 2936 扳手	ISO2936-2 (SW 2,5)
	T 形扳手	FS1175 (T30)

WALTER
SELECT

●● 主要应用 ● 其他应用
最佳刀具, 用于... → 良好的 = 😊 → 一般的 = 😐 → 不利的 = ☹ 加工条件

ISO 刀夹

SCFC...CA / SCLC...CA







刀具


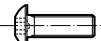
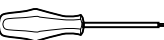
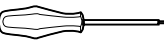
牌号	h ₁ mm	b mm	D _{cmin} mm	d _g mm	l ₁₃ mm	f mm	h mm	l ₁ mm	l ₅ mm	t mm	型号
SCFCL10CA-09	10	11	40	7	20	14	15	50	33	5	CC .. 09T3 ..
SCFCL12CA-12	12	16	50	7	20	20	20	55	32	6	CC .. 1204 ..
SCFCR10CA-09	10	11	40	7	20	14	15	50	33	5	CC .. 09T3 ..
SCFCR12CA-12	12	16	50	7	20	20	20	55	32	6	CC .. 1204 ..
SCLCL10CA-09	10	11	40	7	20	14	15	50	33	5	CC .. 09T3 ..
SCLCR10CA-09	10	11	40	7	20	14	15	50	33	5	CC .. 09T3 ..
SCLCR12CA-12	12	16	50	7	20	20	20	55	32	6	CC .. 1204 ..

刀体和备件包括在供货范围内

备件

型号	CC .. 09T3 ..	CC .. 1204 ..
 可转位刀片锁紧螺钉 紧固力矩	FS359 (T15) 2,5 Nm	FS1029 (T20) 5 Nm
 径向调整螺钉		FS334 (SW 2)
 径向调整螺钉	FS369 (SW 2)	
 轴向调整螺钉	FS335	FS335

附件

型号	CC .. 09T3 ..	CC .. 1204 ..
 螺栓 ISO7380		FS977 (T30)
 螺栓 ISO7380	FS976 (T30)	
 螺丝刀		FS228 (T20)
 螺丝刀	FS229 (T15)	

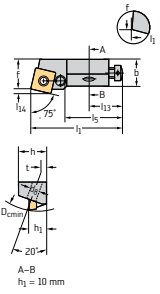
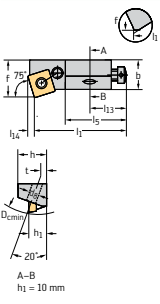
ISO 刀夹

SSKC-09...CA / SSRC-12...CA



刀具

牌号	h ₁ mm	l ₁₄ mm	b mm	D _{cmin} mm	d ₈ mm	l ₁₃ mm	f mm	h mm	l ₁ mm	l ₅ mm	t mm	型号
SSKCR10CA-09	10	2,2	11	40	7	20	14	15	50	33	5	SC .. 09T3 ..
SSRCR10CA-09	10		11	40	7	20	14	15	50	33	5	SC .. 09T3 ..



刀体和备件包括在供货范围内

备件

型号	SC .. 09T3 ..
可转位刀片锁紧螺钉 紧固力矩	FS359 (T15) 2,5 Nm
径向调整螺钉	FS369 (SW 2)
轴向调整螺钉	FS335

附件

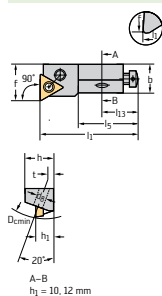
型号	SC .. 09T3 ..
螺丝刀	FS229 (T15)

B2

ISO 刀夹
 STFC...CA


刀具

牌号	h ₁ mm	b mm	D _{cm} mm	d _g mm	l ₁₃ mm	f mm	h mm	l ₁ mm	l ₅ mm	t mm	型号
STFCR08CA-09	8	6,6	25	4,5	17	10	9,4	32	22	4,5	TC .. 0902 ..
STFCR10CA-11	10	11	40	7	20	14	15	50	33	5	TC .. 1102 ..



刀体和备件包括在供货范围内

备件

型号	TC .. 0902 ..	TC .. 1102 ..
可转位刀片锁紧螺钉 紧固力矩	FS2149 (T7IP) 0,9 Nm	FS375 (T7) 0,8 Nm
轴向调整螺钉	FS1023	FS335
径向调整螺钉	FS493 (SW 1,5)	FS369 (SW 2)
紧固螺钉	FS2106 (T15IP)	
紧固螺钉		FS976 (T30)

附件

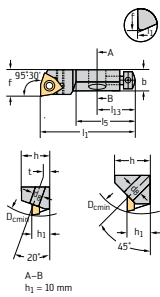
型号	TC .. 0902 ..	TC .. 1102 ..
螺丝刀	FS2088 (T7IP)	
T 形扳手	FS1485 (T15IP)	
螺丝刀		FS309 (T7)
T 形扳手		FS1175 (T30)

ISO 刀夹 SWFC...CA



刀具

牌号	h_1 mm	b mm	D_{cmin} mm	d_8 mm	l_{13} mm	f mm	h mm	l_1 mm	l_5 mm	t mm	型号
SWFCR10CA-06	10	11	40	7	20	14	15	50	33	5	WC..06T3..



刀体和备件包括在供货范围内

备件

型号	WC..06T3..
可转位刀片锁紧螺钉 紧固力矩	FS359 (T15) 2,5 Nm
径向调整螺钉	FS369 (SW 2)
轴向调整螺钉	FS335

附件

型号	WC..06T3..
螺栓 ISO7380	FS976 (T30)
螺丝刀	FS229 (T15)

B2

迷你型刀夹



B2

刀具		D _{c min} mm	f mm	d ₀ mm	h ₁ mm	l ₁ mm	l ₃ mm	t mm	型号
	FL671	20	9,7		6	25			WC .. 06T3 ..
	FR670	14,5	8		6	25			CP .. 0502 ..
	FR671	20	9,7		6	25			WC .. 06T3 ..

WALTER SELECT

最佳刀具, 用于... → 良好的 = 😊 → 一般的 = 😐 → 不利的 = ☹️ 加工条件

●● 主要应用 ● 其他应用

迷你型刀夹



刀具

牌号	l_{14} mm	D_{cmin} mm	f mm	d_8 mm	h_1 mm	l_1 mm	l_{13} mm	t mm	型号
FR675	5,2	20	10,8		8	28			TC .. 1102 ..
FL673	7,4	20	10,8		8	28			TC .. 1102 ..
FR673	7,4	20	10,8		8	28			
FR674	9,1	20	11		8	28			TC .. 1102 ..

备件

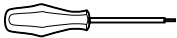
型号	TC .. 1102 ..
可转位刀片锁紧螺钉 紧固力矩	FS375 (T7) 0,8 Nm
径向调整螺钉	FS494 (SW 1,5)
轴向调整螺钉	FS1023
紧固螺钉	FS2106 (T15IP)

**WALTER
SELECT**

●● 主要应用 ● 其他应用
最佳刀具, 用于... → 良好的 = 😊 → 一般的 = 😐 → 不利的 = ☹️ 加工条件

B2

Zubehör

	Type	TC .. 1102 ..
	Schraubendreher	FS309 (T7)

B2

迷你型刀夹



刀具	牌号	l_{14} mm	D_{cmin} mm	f mm	d_8 mm	h_1 mm	l_1 mm	l_{13} mm	t mm	型号
	FR707	10,1	20	11		8	28			TC .. 1102 ..
	FR672		20	11		8	28			TC .. 1102 ..
	FR672		20	11		8	28			

B2

WALTER SELECT

 ●● 主要应用 ● 其他应用
 最佳刀具, 用于... → 良好的 = 😊 → 一般的 = 😐 → 不利的 = ☹️ 加工条件

迷你型刀夹



B2

刀具		l_{14} mm	D_{cmin} mm	f mm	d_8 mm	h_1 mm	l_1 mm	l_{13} mm	t mm	型号
	FR701	1,4	20	9,7		6	25			P284 . S-1N- ..
	FR699	3,7	20	9,7		6	25			P284 . S-1N- ..
	FL704	4,6	25	11,5		8	28			P284 . S-2N- ..
	FR699	3,7	20	9,7		6	25			P284 . S-1N- ..

刀体和备件包括在供货范围内

备件		P284 . S-1N- ..	P284 . S-2N- ..
	可转位刀片锁紧螺钉 紧固力矩	FS924 (T8) 0,8 Nm	FS1005 (T8) 1 Nm
	径向调整螺钉	FS493 (SW 1,5)	FS494 (SW 1,5)
	轴向调整螺钉	FS1023	FS1023
	紧固螺钉	FS1024 (SW 2)	FS2106 (T15IP)

附件		P284 . S-1N- ..-P284 . S-2N- ..
	螺丝刀	FS230 (T8)

迷你型刀夹



刀具

牌号	l ₁₄ mm	D _{cmin} mm	f mm	d ₆ mm	h ₁ mm	l ₁ mm	l ₁₃ mm	t mm	型号
FR698 A-B	4,8	20	9,7		6	25			P284 . S-1N- ..
FR697 A-B	5,5	20	9,7		6	25			P284 . S-1N- ..

备件

型号	P284 . S-1N- ..
可转位刀片锁紧螺钉 紧固力矩	FS924 (T8) 0,8 Nm
径向调整螺钉	FS493 (SW 1,5)
轴向调整螺钉	FS1023
紧固螺钉	FS1024 (SW 2)

附件

型号	P284 . S-1N- ..
螺丝刀	FS230 (T8)

**WALTER
SELECT**

最佳刀具, 用于... → 良好的 = 😊 → 一般的 = 😐 → 不利的 = ☹️ 加工条件

●● 主要应用 ● 其他应用

B2

精镗刀座



刀具

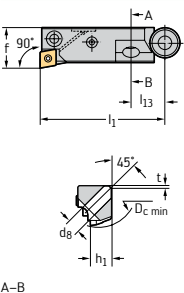
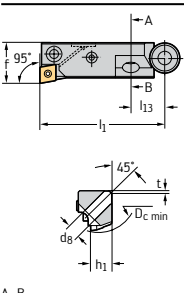
	牌号	D_{cmin} mm	f mm	d_8 mm	h_1 mm	l_1 mm	l_{13} mm	t mm	型号
	FL710	28	16		8,5	45,5			WC .. 06T3 ..
	FR710	28	16		8,5	45,5			
	FL717	28	16		8,5	45,5			WC .. 06T3 ..
	FR717	28	16		8,5	45,5			

刀体和备件包括在供货范围内

精镗刀座



刀具

牌号	D_{cmin} mm	f mm	d_g mm	h_1 mm	l_1 mm	l_{13} mm	t mm	型号
FR761 	28	16		8,5	45,5			WC..06T3..
FR763 	28	16		8,5	55,5			WC..06T3..

刀体和备件包括在供货范围内

B2

精镗刀座



B2

刀具		D_{cmin} mm	f mm	d_8 mm	h_1 mm	l_1 mm	l_{13} mm	t mm	型号
	FL709	36	20		8,5	45,5			TC .. 1102 ..
	FR709	36	20		8,5	45,5			
	FL711	28	16		8,5	45,5			WC .. 0402 ..
	FR711	28	16		8,5	45,5			

刀体和备件包括在供货范围内

WALTER SELECT

最佳刀具, 用于... → 良好的 = 😊 → 一般的 = 😐 → 不利的 = ☹️ 加工条件

●● 主要应用 ● 其他应用

精镗刀座



刀具									
	牌号	D_{cmin} mm	f mm	d_g mm	h_1 mm	l_1 mm	l_{13} mm	t mm	型号
 A-B	FR760	36	20		8,5	45,5			TC .. 1102 ..

刀体和备件包括在供货范围内

B2

WALTER SELECT

 ●● 主要应用 ● 其他应用
 最佳刀具, 用于... → 良好的 = 😊 → 一般的 = 😐 → 不利的 = ☹️ 加工条件

高速钢粗镗刀和铰钻

B2



钻深



订货号

E7819

E7818

E6819TIN

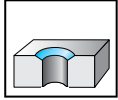
E6819

E6818

更多服务

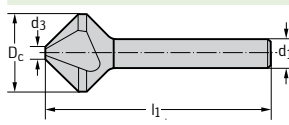
标准	DIN 335	DIN 334	DIN 335	DIN 335	DIN 334
涂层 / 刀具材质	uncoated	uncoated	TIN	uncoated	uncoated
刀柄	莫氏锥度	莫氏锥度	圆柱柄	圆柱柄	圆柱柄
直径范围 [mm]	3,2-22	4-25	1,5-4,2	1,3-4,2	1,6-6,3
P 钢	●●	●●	●●	●●	●●
M 不锈钢	●●	●●	●●	●●	●●
K 铸铁	●●	●●	●●	●●	●●
N 有色金属	●●	●●	●●	●●	●●
S 难切削材料	●	●	●	●	●
H 硬材料					
O 其他	●●	●●	●●	●●	●●
目录中的页面	B 580	B 582	B 579	B 579	B 581
二维码					
www.walter-tools.com/woc/	E7819	E7818	E6819TIN	E6819	E6818

高速钢铰钻 90° E6819 / E6819TIN



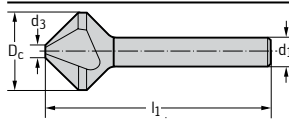
	P	M	K	N	S	H	O
uncoated	●●	●●	●●	●●	●		●●
TIN	●●	●●	●●	●●	●		●●

刀具

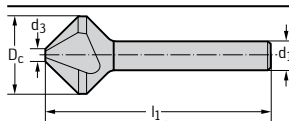


Cylindrical shank

牌号	D _c mm	d ₃ mm	l ₁ mm	d ₁ mm
E6819-4.3	4,3	1,3	40	4
E6819-5	5	1,5	40	4
E6819-5.3	5,3	1,5	40	4
E6819-5.8	5,8	1,5	45	5
E6819-6	6	1,5	45	5
E6819-6.3	6,3	1,5	45	5
E6819-7	7	1,8	50	6
E6819-7.3	7,3	1,8	50	6
E6819-8	8	2	50	6
E6819-8.3	8,3	2	50	6
E6819-9.4	9,4	2,2	50	6
E6819-10	10	2,5	50	6
E6819-10.4	10,4	2,5	50	6
E6819-11.5	11,5	2,8	56	8
E6819-12.4	12,4	2,8	56	8
E6819-13.4	13,4	2,9	56	8
E6819-15	15	3,2	60	10
E6819-16.5	16,5	3,2	60	10
E6819-19	19	3,5	63	10
E6819-20.5	20,5	3,5	63	10
E6819-23	23	3,8	67	10
E6819-25	25	3,8	67	10
E6819-30	30	4,2	71	12
E6819-31	31	4,2	71	12
E6819TIN-6	6	1,5	45	5
E6819TIN-6.3	6,3	1,5	45	5
E6819TIN-7	7	1,8	50	6
E6819TIN-8	8	2	50	6
E6819TIN-8.3	8,3	2	50	6
E6819TIN-10	10	2,5	50	6
E6819TIN-10.4	10,4	2,5	50	6
E6819TIN-11.5	11,5	2,8	56	8
E6819TIN-12.4	12,4	2,8	56	8
E6819TIN-15	15	3,2	60	10
E6819TIN-16.5	16,5	3,2	60	10
E6819TIN-19	19	3,5	63	10
E6819TIN-20.5	20,5	3,5	63	10
E6819TIN-23	23	3,8	67	10
E6819TIN-25	25	3,8	67	10
E6819TIN-31	31	4,2	71	12



Cylindrical shank



Cylindrical shank

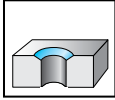
**WALTER
SELECT**

最佳刀具, 用于... → 良好的 = ☺ → 一般的 = ☹ → 不利的 = ☹ 加工条件

●● 主要应用 ● 其他应用

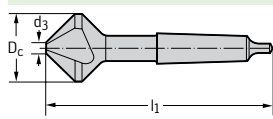
B2

高速钢铰钻 90°
E7819



	P	M	K	N	S	H	O
uncoated	●●	●●	●●	●●	●		●●

刀具

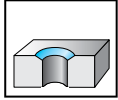


Morse taper

牌号	D _c mm	d ₃ mm	l ₁ mm
E7819-15	15	3,2	85
E7819-16.5	16,5	3,2	85
E7819-19	19	3,5	100
E7819-20.5	20,5	3,5	100
E7819-23	23	3,8	106
E7819-25	25	3,8	106
E7819-26	26	3,8	106
E7819-28	28	4	112
E7819-30	30	4,2	112
E7819-31	31	4,2	112
E7819-34	34	4,5	118
E7819-37	37	4,8	118
E7819-40	40	10	140
E7819-50	50	14	150
E7819-63	63	16	180
E7819-80	80	22	190

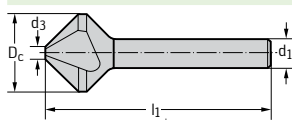
B2

高速钢铰钻 60° E6818



	P	M	K	N	S	H	O
uncoated	●●	●●	●●	●●	●		●●

刀具

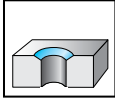


Cylindrical shank

牌号	D _c mm	d ₃ mm	l ₁ mm	d ₁ mm
E6818-6.3	6,3	1,6	45	5
E6818-8	8	2	50	6
E6818-12.5	12,5	3,2	56	8
E6818-16	16	4	63	10
E6818-20	20	5	67	10
E6818-25	25	6,3	71	10

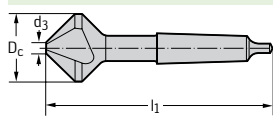
B2

高速钢铰钻 60°
E7818



	P	M	K	N	S	H	O
uncoated	●●	●●	●●	●●	●		●●

刀具



Morse taper


牌号	D _c mm	d ₃ mm	l ₁ mm	d ₁ mm
E7818-16	16	4	90	
E7818-20	20	5	106	
E7818-25	25	6,3	112	
E7818-31.5	31,5	10	118	
E7818-40	40	12,5	150	
E7818-50	50	16	160	
E7818-63	63	20	190	
E7818-80	80	25	200	

B2

WALTER SELECT

最佳刀具, 用于... → 良好的 = 😊 → 一般的 = 😐 → 不利的 = ☹️ 加工条件

●● 主要应用 ● 其他应用



Walter GPS



最佳切削加工解决方案的 导航系统


用鼠标点击选择正确的刀具。

只需要点击四次，Walter GPS 就能根据定义的目标为您选择最经济的刀具和加工解决方案。同时，Walter GPS 内容特别广泛。无论是孔加工、螺纹加工、车削还是铣削：瓦尔特 (Walter)、瓦尔特-蒂泰克斯 (Walter Titex) 和瓦尔特-普瑞特 (Walter Prototyp) 所有刀具的全部信息瞬间呈现在您眼前。所有必要的参数数据，例如具体的切削参数或精确的经济性计算结果，在显示器上一目了然。

Walter GPS 现在也有用于智能手机和平板电脑的版本。因此，无论身处何处：在车间里、机床旁或是旅途中，也不管有没有个人电脑，您始终都可以访问所有必要的刀具信息。



walter-tools.com

 **WALTER**
Engineering Kompetenz

B – 孔加工

B3: 铰孔

面

整体硬质合金和高速钢铰刀

产品一览

整体硬质合金和高速钢铰刀

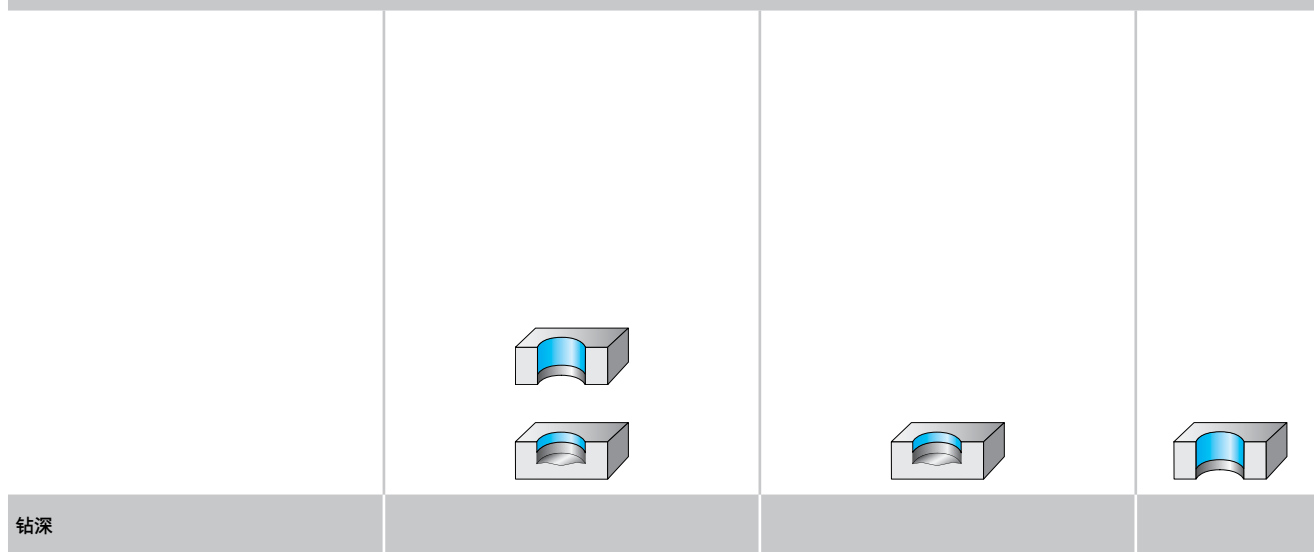
586

订购页

整体硬质合金和高速钢铰刀

590

整体硬质合金和高速钢铰刀



B3



订货号	F3234	F3234	F2482TMS	F2482	F2481TMS
-----	-------	-------	----------	-------	----------

更多服务

标准	DIN 2179	DIN 2179	Walter	Walter	Walter
涂层 / 刀具材质	uncoated	uncoated	TMS	uncoated	TMS
刀柄	圆柱柄	圆柱柄	DIN 6535 HA	DIN 6535 HA	DIN 6535 HA
直径范围 [mm]	2-12	1-1,5	3,97-20	3,97-20	3,97-20
P 钢	●●	●●	●●	●	●●
M 不锈钢					
K 铸铁	●●	●●	●●	●	●●
N 有色金属	●●	●●		●●	
S 难切削材料					
H 硬材料					
O 其他	●●	●●		●●	

目录中的页面	B 627	B 627	B 590	B 590	B 593
--------	-------	-------	-------	-------	-------



www.walter-tools.com/woc/	F3234	F3234	F2482TMS	F2482	F2481TMS
---------------------------	-------	-------	----------	-------	----------

整体硬质合金和高速钢铰刀

钻深					

B3



订货号	F2481	F2171	F2162	F1352HUN	F1352
-----	-------	-------	-------	----------	-------

更多服务

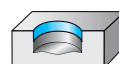
标准	Walter	Walter	Walter	DIN 212	DIN 212
涂层 / 刀具材质	uncoated	uncoated	uncoated	uncoated	uncoated
刀柄	DIN 6535 HA	DIN 6535 HA	DIN 6535 HA	圆柱柄	圆柱柄
直径范围 [mm]	3,97-20	2-20	4-20	0,95-12	0,9-20
P 钢	●	●●	●●	●●	●●
M 不锈钢		●●	●●		
K 铸铁	●	●●	●●	●●	●●
N 有色金属	●●	●●	●●	●●	●●
S 难切削材料		●●	●●		
H 硬材料		●	●		
O 其他	●●	●●	●●	●●	●●

目录中的页面	B 593	B 596	B 597	B 598	B 621
--------	-------	-------	-------	-------	-------

二维码					
-----	--	--	--	--	--

www.walter-tools.com/woc/	F2481	F2171	F2162	F1352HUN	F1352
---------------------------	-------	-------	-------	----------	-------

整体硬质合金和高速钢铰刀



钻深

B3



订货号

F1342

F1231

F1231

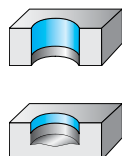
F1131

F1131

更多服务

标准	DIN 212	DIN 859	DIN 859	DIN 206	DIN 206
涂层 / 刀具材质	uncoated	uncoated	uncoated	uncoated	uncoated
刀柄	圆柱柄		圆柱柄		圆柱柄
直径范围 [mm]	1-20	8-28	13-30	1,6-32	1,5-30
P 钢	●●	●●	●●	●●	●●
M 不锈钢					
K 铸铁	●●	●●	●●	●●	●●
N 有色金属	●●	●●	●●	●●	●●
S 难切削材料					
H 硬材料					
O 其他	●●	●●	●●	●●	●●
目录中的页面	B 624	B 628	B 628	B 629	B 629
二维码					
www.walter-tools.com/woc/	F1342	F1231	F1231	F1131	F1131

整体硬质合金和高速钢铰刀



钻深



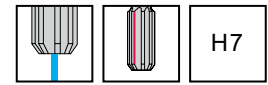
订货号	F1131	F1131
-----	-------	-------

更多服务		
标准	DIN 206	DIN 206
涂层 / 刀具材质	uncoated	uncoated
刀柄	圆柱柄	圆柱柄
直径范围 [mm]	4,8-12,5	1-1,4
P 钢	●●	●●
M 不锈钢		
K 铸铁	●●	●●
N 有色金属	●●	●●
S 难切削材料		
H 硬材料		
O 其他	●●	●●
目录中的页面	B 629	B 629
二维码		
www.walter-tools.com/woc/	F1131	F1131

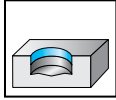
B3

整体硬质合金 HSC 铰刀

F2482 / F2482TMS

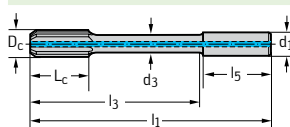


- 1/100 尺寸的公差 : +0.004 mm



	P	M	K	N	S	H	O
uncoated	●		●	●●			●●
TMS	●●		●●	●●			●●

刀具



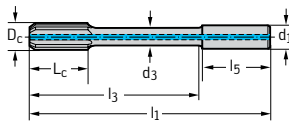
DIN 6535 HA

牌号	D _c mm	L _c mm	l ₁ mm	l ₃ mm	l ₅ mm	h ₆	d ₃ mm	Z
F2482-3.97	3,97	12	75	34	36	6	3,5	4
F2482-3.98	3,98	12	75	34	36	6	3,5	4
F2482-3.99	3,99	12	75	34	36	6	3,5	4
F2482-4	4	12	75	34	36	6	3,5	4
F2482-4.01	4,01	12	75	34	36	6	3,5	4
F2482-4.02	4,02	12	75	34	36	6	3,5	4
F2482-4.03	4,03	12	75	34	36	6	3,5	4
F2482-4.5	4,5	12	75	34	36	6	4	4
F2482-4.97	4,97	12	75	35	36	6	4,4	4
F2482-4.98	4,98	12	75	35	36	6	4,4	4
F2482-4.99	4,99	12	75	35	36	6	4,4	4
F2482-5	5	12	75	35	36	6	4,4	4
F2482-5.01	5,01	12	75	35	36	6	4,4	4
F2482-5.02	5,02	12	75	35	36	6	4,4	4
F2482-5.03	5,03	12	75	35	36	6	4,4	4
F2482-5.5	5,5	12	75	35	36	6	4,9	4
F2482-5.97	5,97	12	75	35	36	6	5,3	4
F2482-5.98	5,98	12	75	35	36	6	5,3	4
F2482-5.99	5,99	12	75	35	36	6	5,3	4
F2482-6	6	12	75	35	36	6	5,3	4
F2482-6.01	6,01	12	75	35	36	6	5,3	4
F2482-6.02	6,02	12	75	35	36	6	5,3	4
F2482-6.03	6,03	12	75	35	36	6	5,3	4
F2482-6.5	6,5	16	100	59	36	8	5,7	6
F2482-7	7	16	100	59	36	8	6,2	6
F2482-7.5	7,5	16	100	60	36	8	6,7	6
F2482-7.97	7,97	16	100	60	36	8	7,2	6
F2482-7.98	7,98	16	100	60	36	8	7,2	6
F2482-7.99	7,99	16	100	60	36	8	7,2	6
F2482-8	8	16	100	60	36	8	7,2	6
F2482-8.01	8,01	16	100	60	36	8	7,2	6
F2482-8.02	8,02	16	100	60	36	8	7,2	6
F2482-8.03	8,03	16	100	60	36	8	7,2	6
F2482-8.5	8,5	20	100	55	40	10	7,7	6
F2482-9	9	20	100	55	40	10	8,2	6

WALTER
SELECT

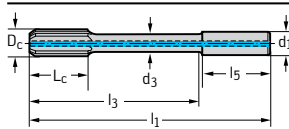
●● 主要应用 ● 其他应用
最佳刀具, 用于... → 良好的 = 😊 → 一般的 = 😐 → 不利的 = ☹️ 加工条件

刀具



DIN 6535 HA

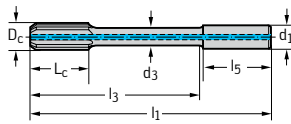
牌号	D _c mm	L _c mm	l ₁ mm	l ₃ mm	l ₅ mm	h ₆	d ₃ mm	Z
F2482-9.5	9,5	20	120	76	40	10	8,7	6
F2482-9.97	9,97	20	120	76	40	10	9	6
F2482-9.98	9,98	20	120	76	40	10	9	6
F2482-9.99	9,99	20	120	76	40	10	9	6
F2482-10	10	20	120	76	40	10	9	6
F2482-10.01	10,01	20	120	76	40	10	9	6
F2482-10.02	10,02	20	120	76	40	10	9	6
F2482-10.03	10,03	20	120	76	40	10	9	6
F2482-10.5	10,5	20	120	70	45	12	9,5	6
F2482-11	11	20	120	70	45	12	10	6
F2482-11.5	11,5	20	120	71	45	12	10,5	6
F2482-11.97	11,97	20	120	71	45	12	11	6
F2482-11.98	11,98	20	120	71	45	12	11	6
F2482-11.99	11,99	20	120	71	45	12	11	6
F2482-12	12	20	120	71	45	12	11	6
F2482-12.01	12,01	20	120	71	45	12	11	6
F2482-12.02	12,02	20	120	71	45	12	11	6
F2482-12.03	12,03	20	120	71	45	12	11	6
F2482-13	13	22	130	80	45	14	11,5	6
F2482-14	14	22	130	80	45	14	12,5	6
F2482-15	15	22	130	77	48	16	13,5	6
F2482-16	16	25	150	97	48	16	14,2	6
F2482-17	17	25	150	97	48	18	15,2	8
F2482-18	18	25	150	97	48	18	16,2	8
F2482-19	19	25	150	95	50	20	17,2	8
F2482-20	20	25	150	95	50	20	18,2	8
F2482-3.97	3,97	12	75	34	36	6	3,5	4
F2482-3.98	3,98	12	75	34	36	6	3,5	4
F2482-3.99	3,99	12	75	34	36	6	3,5	4
F2482-4	4	12	75	34	36	6	3,5	4
F2482-4.01	4,01	12	75	34	36	6	3,5	4
F2482-4.02	4,02	12	75	34	36	6	3,5	4
F2482-4.03	4,03	12	75	34	36	6	3,5	4
F2482-4.5	4,5	12	75	34	36	6	4	4
F2482-4.97	4,97	12	75	35	36	6	4,4	4
F2482-4.98	4,98	12	75	35	36	6	4,4	4
F2482-4.99	4,99	12	75	35	36	6	4,4	4
F2482-5	5	12	75	35	36	6	4,4	4
F2482-5.01	5,01	12	75	35	36	6	4,4	4
F2482-5.02	5,02	12	75	35	36	6	4,4	4
F2482-5.03	5,03	12	75	35	36	6	4,4	4
F2482-5.5	5,5	12	75	35	36	6	4,9	4
F2482-5.97	5,97	12	75	35	36	6	5,3	4
F2482-5.98	5,98	12	75	35	36	6	5,3	4
F2482-5.99	5,99	12	75	35	36	6	5,3	4
F2482-6	6	12	75	35	36	6	5,3	4
F2482-6.01	6,01	12	75	35	36	6	5,3	4
F2482-6.02	6,02	12	75	35	36	6	5,3	4



DIN 6535 HA

B3

刀具

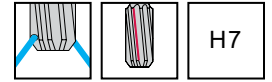


DIN 6535 HA

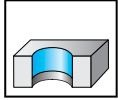
牌号	D _c mm	L _c mm	l ₁ mm	l ₃ mm	l ₅ mm	h ₆	d ₃ mm	Z
F2482-6.03	6,03	12	75	35	36	6	5,3	4
F2482-6.5	6,5	16	100	59	36	8	5,7	6
F2482-7	7	16	100	59	36	8	6,2	6
F2482-7.5	7,5	16	100	60	36	8	6,7	6
F2482-7.97	7,97	16	100	60	36	8	7,2	6
F2482-7.98	7,98	16	100	60	36	8	7,2	6
F2482-7.99	7,99	16	100	60	36	8	7,2	6
F2482-8	8	16	100	60	36	8	7,2	6
F2482-8.01	8,01	16	100	60	36	8	7,2	6
F2482-8.02	8,02	16	100	60	36	8	7,2	6
F2482-8.03	8,03	16	100	60	36	8	7,2	6
F2482-8.5	8,5	20	100	55	40	10	7,7	6
F2482-9	9	20	100	55	40	10	8,2	6
F2482-9.5	9,5	20	120	76	40	10	8,7	6
F2482-9.97	9,97	20	120	76	40	10	9	6
F2482-9.98	9,98	20	120	76	40	10	9	6
F2482-9.99	9,99	20	120	76	40	10	9	6
F2482-10	10	20	120	76	40	10	9	6
F2482-10.01	10,01	20	120	76	40	10	9	6
F2482-10.02	10,02	20	120	76	40	10	9	6
F2482-10.03	10,03	20	120	76	40	10	9	6
F2482-10.5	10,5	20	120	70	45	12	9,5	6
F2482-11	11	20	120	70	45	12	10	6
F2482-11.5	11,5	20	120	71	45	12	10,5	6
F2482-11.97	11,97	20	120	71	45	12	11	6
F2482-11.98	11,98	20	120	71	45	12	11	6
F2482-11.99	11,99	20	120	71	45	12	11	6
F2482-12	12	20	120	71	45	12	11	6
F2482-12.01	12,01	20	120	71	45	12	11	6
F2482-12.02	12,02	20	120	71	45	12	11	6
F2482-12.03	12,03	20	120	71	45	12	11	6
F2482-13	13	22	130	80	45	14	11,5	6
F2482-14	14	22	130	80	45	14	12,5	6
F2482-15	15	22	130	77	48	16	13,5	6
F2482-16	16	25	150	97	48	16	14,2	6
F2482-17	17	25	150	97	48	18	15,2	8
F2482-18	18	25	150	97	48	18	16,2	8
F2482-19	19	25	150	95	50	20	17,2	8
F2482-20	20	25	150	95	50	20	18,2	8

整体硬质合金 HSC 铰刀

F2481 / F2481TMS

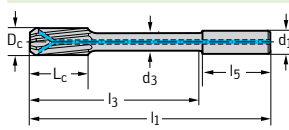


- 1/100 尺寸的公差 : +0.004 mm



	P	M	K	N	S	H	O
uncoated	●		●	●●			●●
TMS	●●		●●	●●			●●

刀具



DIN 6535 HA

牌号	D _c mm	L _c mm	l ₁ mm	l ₃ mm	l ₅ mm	h ₆	d ₃ mm	Z
F2481-3.97	3,97	12	75	34	36	6	3,4	4
F2481-3.98	3,98	12	75	34	36	6	3,4	4
F2481-3.99	3,99	12	75	34	36	6	3,4	4
F2481-4	4	12	75	34	36	6	3,4	4
F2481-4.01	4,01	12	75	34	36	6	3,4	4
F2481-4.02	4,02	12	75	34	36	6	3,4	4
F2481-4.03	4,03	12	75	34	36	6	3,4	4
F2481-4.5	4,5	12	75	34	36	6	3,4	4
F2481-4.97	4,97	12	75	35	36	6	3,8	4
F2481-4.98	4,98	12	75	35	36	6	3,8	4
F2481-4.99	4,99	12	75	35	36	6	3,8	4
F2481-5	5	12	75	35	36	6	3,8	4
F2481-5.01	5,01	12	75	35	36	6	3,8	4
F2481-5.02	5,02	12	75	35	36	6	3,8	4
F2481-5.03	5,03	12	75	35	36	6	3,8	4
F2481-5.5	5,5	12	75	35	36	6	4,2	4
F2481-5.97	5,97	12	75	35	36	6	4,5	4
F2481-5.98	5,98	12	75	35	36	6	4,5	4
F2481-5.99	5,99	12	75	35	36	6	4,5	4
F2481-6	6	12	75	35	36	6	4,5	4
F2481-6.01	6,01	12	75	35	36	6	4,5	4
F2481-6.02	6,02	12	75	35	36	6	4,5	4
F2481-6.03	6,03	12	75	35	36	6	4,5	4
F2481-6.5	6,5	16	100	59	36	8	4,8	6
F2481-7	7	16	100	59	36	8	5	6
F2481-7.5	7,5	16	100	60	36	8	5,5	6
F2481-7.97	7,97	16	100	60	36	8	6	6
F2481-7.98	7,98	16	100	60	36	8	6	6
F2481-7.99	7,99	16	100	60	36	8	6	6
F2481-8	8	16	100	60	36	8	6	6
F2481-8.01	8,01	16	100	60	36	8	6	6
F2481-8.02	8,02	16	100	60	36	8	6	6
F2481-8.03	8,03	16	100	60	36	8	6	6
F2481-8.5	8,5	20	100	55	40	10	6,5	6
F2481-9	9	20	100	55	40	10	7	6

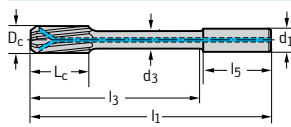
B3

WALTER SELECT

最佳刀具, 用于... → 良好的 = ☺ → 一般的 = ☹ → 不利的 = ☹ 加工条件

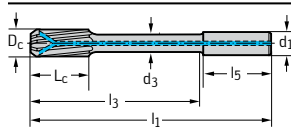
●● 主要应用 ● 其他应用

刀具



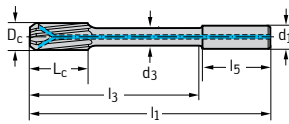
DIN 6535 HA

牌号	D _c mm	L _c mm	l ₁ mm	l ₃ mm	l ₅ mm	h ₆	d ₃ mm	Z
F2481-9.5	9,5	20	120	76	40	10	7,5	6
F2481-9.97	9,97	20	120	76	40	10	7,5	6
F2481-9.98	9,98	20	120	76	40	10	7,5	6
F2481-9.99	9,99	20	120	76	40	10	7,5	6
F2481-10	10	20	120	76	40	10	7,5	6
F2481-10.01	10,01	20	120	76	40	10	7,5	6
F2481-10.02	10,02	20	120	76	40	10	7,5	6
F2481-10.03	10,03	20	120	76	40	10	7,5	6
F2481-10.5	10,5	20	120	70	45	12	8	6
F2481-11	11	20	120	70	45	12	8,5	6
F2481-11.5	11,5	20	120	71	45	12	8,5	6
F2481-11.97	11,97	20	120	71	45	12	9	6
F2481-11.98	11,98	20	120	71	45	12	9	6
F2481-11.99	11,99	20	120	71	45	12	9	6
F2481-12	12	20	120	71	45	12	9	6
F2481-12.01	12,01	20	120	71	45	12	9	6
F2481-12.02	12,02	20	120	71	45	12	9	6
F2481-12.03	12,03	20	120	71	45	12	9	6
F2481-13	13	22	130	80	45	14	10	6
F2481-14	14	22	130	80	45	14	10,5	6
F2481-15	15	22	130	77	48	16	11,5	6
F2481-16	16	25	150	97	48	16	12	6
F2481-17	17	25	150	97	48	18	13	8
F2481-18	18	25	150	97	48	18	13,5	8
F2481-19	19	25	150	95	50	20	14	8
F2481-20	20	25	150	95	50	20	14,5	8
F2481-3.97	3,97	12	75	34	36	6	3,4	4
F2481-3.98	3,98	12	75	34	36	6	3,4	4
F2481-3.99	3,99	12	75	34	36	6	3,4	4
F2481-4	4	12	75	34	36	6	3,4	4
F2481-4.01	4,01	12	75	34	36	6	3,4	4
F2481-4.02	4,02	12	75	34	36	6	3,4	4
F2481-4.03	4,03	12	75	34	36	6	3,4	4
F2481-4.5	4,5	12	75	34	36	6	3,4	4
F2481-4.97	4,97	12	75	35	36	6	3,8	4
F2481-4.98	4,98	12	75	35	36	6	3,8	4
F2481-4.99	4,99	12	75	35	36	6	3,8	4
F2481-5	5	12	75	35	36	6	3,8	4
F2481-5.01	5,01	12	75	35	36	6	3,8	4
F2481-5.02	5,02	12	75	35	36	6	3,8	4
F2481-5.03	5,03	12	75	35	36	6	3,8	4
F2481-5.5	5,5	12	75	35	36	6	4,2	4
F2481-5.97	5,97	12	75	35	36	6	4,5	4
F2481-5.98	5,98	12	75	35	36	6	4,5	4
F2481-5.99	5,99	12	75	35	36	6	4,5	4
F2481-6	6	12	75	35	36	6	4,5	4
F2481-6.01	6,01	12	75	35	36	6	4,5	4
F2481-6.02	6,02	12	75	35	36	6	4,5	4



DIN 6535 HA

刀具



DIN 6535 HA

牌号	D _c mm	L _c mm	l ₁ mm	l ₃ mm	l ₅ mm	h6	d ₃ mm	Z
F2481-6.03	6,03	12	75	35	36	6	4,5	4
F2481-6.5	6,5	16	100	59	36	8	4,8	6
F2481-7	7	16	100	59	36	8	5	6
F2481-7.5	7,5	16	100	60	36	8	5,5	6
F2481-7.97	7,97	16	100	60	36	8	6	6
F2481-7.98	7,98	16	100	60	36	8	6	6
F2481-7.99	7,99	16	100	60	36	8	6	6
F2481-8	8	16	100	60	36	8	6	6
F2481-8.01	8,01	16	100	60	36	8	6	6
F2481-8.02	8,02	16	100	60	36	8	6	6
F2481-8.03	8,03	16	100	60	36	8	6	6
F2481-8.5	8,5	20	100	55	40	10	6,5	6
F2481-9	9	20	100	55	40	10	7	6
F2481-9.5	9,5	20	120	76	40	10	7,5	6
F2481-9.97	9,97	20	120	76	40	10	7,5	6
F2481-9.98	9,98	20	120	76	40	10	7,5	6
F2481-9.99	9,99	20	120	76	40	10	7,5	6
F2481-10	10	20	120	76	40	10	7,5	6
F2481-10.01	10,01	20	120	76	40	10	7,5	6
F2481-10.02	10,02	20	120	76	40	10	7,5	6
F2481-10.03	10,03	20	120	76	40	10	7,5	6
F2481-10.5	10,5	20	120	70	45	12	8	6
F2481-11	11	20	120	70	45	12	8,5	6
F2481-11.5	11,5	20	120	71	45	12	8,5	6
F2481-11.97	11,97	20	120	71	45	12	9	6
F2481-11.98	11,98	20	120	71	45	12	9	6
F2481-11.99	11,99	20	120	71	45	12	9	6
F2481-12	12	20	120	71	45	12	9	6
F2481-12.01	12,01	20	120	71	45	12	9	6
F2481-12.02	12,02	20	120	71	45	12	9	6
F2481-12.03	12,03	20	120	71	45	12	9	6
F2481-13	13	22	130	80	45	14	10	6
F2481-14	14	22	130	80	45	14	10,5	6
F2481-15	15	22	130	77	48	16	11,5	6
F2481-16	16	25	150	97	48	16	12	6
F2481-17	17	25	150	97	48	18	13	8
F2481-18	18	25	150	97	48	18	13,5	8
F2481-19	19	25	150	95	50	20	14	8
F2481-20	20	25	150	95	50	20	14,5	8

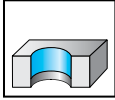
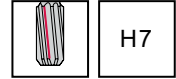
B3

硬质合金机用铰刀

F2171

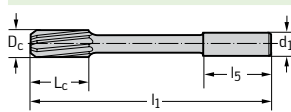


- 整体硬质合金至直径 13 mm, 高于直径 13 mm 整体硬质合金头部



	P	M	K	N	S	H	O
uncoated	●●	●●	●●	●●	●●	●	●●

刀具



DIN 6535 HA

牌号	D _c mm	L _c mm	l ₁ mm	l ₅ mm	h6	Z
F2171-2	2	12	49	28	4	4
F2171-2.5	2,5	16	59	28	4	4
F2171-3	3	17	63	28	4	6
F2171-3.2	3,2	18	65	28	4	6
F2171-3.5	3,5	18	70	28	4	6
F2171-4	4	19	75	28	4	6
F2171-4.5	4,5	21	80	36	6	6
F2171-5	5	23	86	36	6	6
F2171-5.5	5,5	26	93	36	6	6
F2171-6	6	26	93	36	6	6
F2171-6.5	6,5	28	101	36	6	6
F2171-7	7	31	109	36	8	6
F2171-7.5	7,5	31	109	36	8	6
F2171-8	8	33	117	36	8	6
F2171-8.5	8,5	33	117	36	8	6
F2171-9	9	36	125	40	10	6
F2171-10	10	38	133	40	10	6
F2171-11	11	41	142	45	12	6
F2171-12	12	44	151	45	12	6
F2171-13	13	44	151	45	12	6
F2171-14	14	47	160	48	16	8
F2171-15	15	50	162	48	16	8
F2171-16	16	52	170	48	16	8
F2171-18	18	52	182	48	18	8
F2171-20	20	52	195	50	20	8

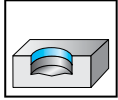
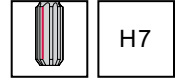
结构尺寸类似于 DIN 8093

硬质合金机用铰刀

F2162

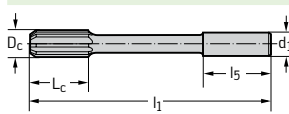


- 整体硬质合金至直径 13 mm, 高于直径 13 mm 整体硬质合金头部



	P	M	K	N	S	H	O
uncoated	●●	●●	●●	●●	●●	●	●●

刀具



DIN 6535 HA

牌号	D _c mm	L _c mm	l ₁ mm	l ₅ mm	h6	Z
F2162-4	4	19	75	28	4	6
F2162-4.5	4,5	21	80	36	6	6
F2162-5	5	23	86	36	6	6
F2162-5.5	5,5	26	93	36	6	6
F2162-6	6	26	93	36	6	6
F2162-6.5	6,5	28	101	36	6	6
F2162-7	7	31	109	36	8	6
F2162-7.5	7,5	31	109	36	8	6
F2162-8	8	33	117	36	8	6
F2162-8.5	8,5	33	117	36	8	6
F2162-9	9	36	125	40	10	6
F2162-9.5	9,5	36	125	40	10	6
F2162-10	10	38	133	40	10	6
F2162-11	11	41	142	45	12	6
F2162-12	12	44	151	45	12	6
F2162-13	13	44	151	45	12	6
F2162-14	14	47	160	48	16	8
F2162-15	15	50	162	48	16	8
F2162-16	16	52	170	48	16	8
F2162-17	17	52	175	48	18	8
F2162-18	18	52	182	48	18	8
F2162-20	20	52	195	50	20	8

结构尺寸类似于 DIN 8093

B3

WALTER
SELECT

最佳刀具, 用于... → 良好的 = 😊 → 一般的 = 😐 → 不利的 = ☹️ 加工条件

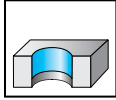
●● 主要应用 ● 其他应用

高速钢机用铰刀

F1352HUN

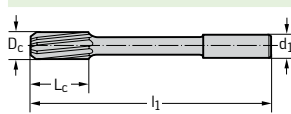


- 瓦尔特标准至直径 3.75 mm - 带定心尖
- 阶梯直径 = 0.01 mm



	P	M	K	N	S	H	O
uncoated	●●		●●	●●			●●

刀具



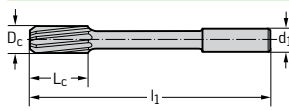
Cylindrical shank

牌号	D _c mm	L _c mm	l ₁ mm	l ₅ mm	h9	Z
F1352HUN-0.95	0.95	6	34	19	1	3
F1352HUN-0.97	0.97	6	34	19	1	3
F1352HUN-0.98	0.98	6	34	19	1	3
F1352HUN-0.99	0.99	6	34	19	1	3
F1352HUN-1	1	6	34	19	1	3
F1352HUN-1.01	1.01	6	34	19	1	3
F1352HUN-1.02	1.02	6	34	19	1	3
F1352HUN-1.03	1.03	6	34	19	1	3
F1352HUN-1.04	1.04	6	34	19	1	3
F1352HUN-1.05	1.05	6	34	19	1	3
F1352HUN-1.06	1.06	6	34	19	1	3
F1352HUN-1.07	1.07	7	36	20.5	1	3
F1352HUN-1.08	1.08	7	36	20.5	1	3
F1352HUN-1.09	1.09	7	36	20.5	1	3
F1352HUN-1.11	1.11	7	36	20.5	1	3
F1352HUN-1.12	1.12	7	36	20.5	1	3
F1352HUN-1.13	1.13	7	36	20.5	1	3
F1352HUN-1.14	1.14	7	36	20.5	1	3
F1352HUN-1.15	1.15	7	36	20.5	1	3
F1352HUN-1.16	1.16	7	36	20.5	1	3
F1352HUN-1.17	1.17	7	36	20.5	1	3
F1352HUN-1.18	1.18	7	36	20.5	1	3
F1352HUN-1.19	1.19	8	38	21.5	1	3
F1352HUN-1.2	1.2	8	38	21.5	1	3
F1352HUN-1.21	1.21	8	38	21.5	1	3
F1352HUN-1.22	1.22	8	38	21.5	1	3
F1352HUN-1.23	1.23	8	38	21.5	1	3
F1352HUN-1.24	1.24	8	38	21.5	1	3
F1352HUN-1.25	1.25	8	38	21.5	1	3
F1352HUN-1.26	1.26	8	38	21.5	1	3
F1352HUN-1.27	1.27	8	38	21.5	1	3
F1352HUN-1.28	1.28	8	38	21.5	1	3
F1352HUN-1.29	1.29	8	38	21.5	1	3
F1352HUN-1.3	1.3	8	38	21.5	1	3
F1352HUN-1.31	1.31	8	38	21.5	1	3

WALTER
SELECT

●● 主要应用 ● 其他应用
最佳刀具, 用于... → 良好的 = ☺ → 一般的 = ☹ → 不利的 = ☹ 加工条件

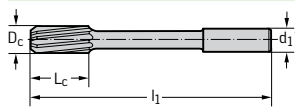
刀具



Cylindrical shank

牌号	D _c mm	L _c mm	l ₁ mm	l _s mm	h9	Z
F1352HUN-1.32	1,32	8	38	21,5	1	3
F1352HUN-1.33	1,33	8	40	22	1	3
F1352HUN-1.34	1,34	8	40	22	1	3
F1352HUN-1.35	1,35	8	40	22	1	3
F1352HUN-1.36	1,36	8	40	22	1	3
F1352HUN-1.37	1,37	8	40	22	1	3
F1352HUN-1.38	1,38	8	40	22	1	3
F1352HUN-1.39	1,39	8	40	22	1	3
F1352HUN-1.4	1,4	8	40	22	1	3
F1352HUN-1.41	1,41	8	40	22	1	3
F1352HUN-1.42	1,42	8	40	22	1	3
F1352HUN-1.43	1,43	8	40	22	1	3
F1352HUN-1.44	1,44	8	40	22	1	3
F1352HUN-1.45	1,45	8	40	22	1	3
F1352HUN-1.46	1,46	8	40	22	1	3
F1352HUN-1.47	1,47	8	40	22	1	3
F1352HUN-1.48	1,48	8	40	22	1	3
F1352HUN-1.49	1,49	8	40	22	1	3
F1352HUN-1.5	1,5	8	40	22	1	3
F1352HUN-1.51	1,51	9	43	23	2	3
F1352HUN-1.52	1,52	9	43	23	2	3
F1352HUN-1.53	1,53	9	43	23	2	3
F1352HUN-1.54	1,54	9	43	23	2	3
F1352HUN-1.55	1,55	9	43	23	2	3
F1352HUN-1.56	1,56	9	43	23	2	3
F1352HUN-1.57	1,57	9	43	23	2	3
F1352HUN-1.58	1,58	9	43	23	2	3
F1352HUN-1.59	1,59	9	43	23	2	3
F1352HUN-1.6	1,6	9	43	23	2	3
F1352HUN-1.61	1,61	9	43	23	2	3
F1352HUN-1.62	1,62	9	43	23	2	3
F1352HUN-1.63	1,63	9	43	23	2	3
F1352HUN-1.64	1,64	9	43	23	2	3
F1352HUN-1.65	1,65	9	43	23	2	3
F1352HUN-1.66	1,66	9	43	23	2	3
F1352HUN-1.67	1,67	9	43	23	2	3
F1352HUN-1.68	1,68	9	43	23	2	3
F1352HUN-1.69	1,69	9	43	23	2	3
F1352HUN-1.7	1,7	9	43	23	2	3
F1352HUN-1.71	1,71	10	46	24	2	4
F1352HUN-1.72	1,72	10	46	24	2	4
F1352HUN-1.73	1,73	10	46	24	2	4
F1352HUN-1.74	1,74	10	46	24	2	4
F1352HUN-1.75	1,75	10	46	24	2	4
F1352HUN-1.76	1,76	10	46	24	2	4
F1352HUN-1.77	1,77	10	46	24	2	4
F1352HUN-1.78	1,78	10	46	24	2	4
F1352HUN-1.79	1,79	10	46	24	2	4

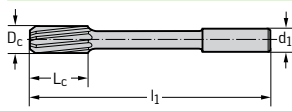
刀具



Cylindrical shank

牌号	D _c mm	L _c mm	l ₁ mm	l ₅ mm	h9	Z
F1352HUN-1.8	1.8	10	46	24	2	4
F1352HUN-1.81	1.81	10	46	24	2	4
F1352HUN-1.82	1.82	10	46	24	2	4
F1352HUN-1.83	1.83	10	46	24	2	4
F1352HUN-1.84	1.84	10	46	24	2	4
F1352HUN-1.85	1.85	10	46	24	2	4
F1352HUN-1.86	1.86	10	46	24	2	4
F1352HUN-1.87	1.87	10	46	24	2	4
F1352HUN-1.88	1.88	10	46	24	2	4
F1352HUN-1.89	1.89	10	46	24	2	4
F1352HUN-1.9	1.9	10	46	24	2	4
F1352HUN-1.91	1.91	11	49	25	2	4
F1352HUN-1.92	1.92	11	49	25	2	4
F1352HUN-1.93	1.93	11	49	25	2	4
F1352HUN-1.94	1.94	11	49	25	2	4
F1352HUN-1.95	1.95	11	49	25	2	4
F1352HUN-1.96	1.96	11	49	25	2	4
F1352HUN-1.97	1.97	11	49	25	2	4
F1352HUN-1.98	1.98	11	49	25	2	4
F1352HUN-1.99	1.99	11	49	25	2	4
F1352HUN-2	2	11	49	25	2	4
F1352HUN-2.01	2.01	11	49	25	2	4
F1352HUN-2.02	2.02	11	49	25	2	4
F1352HUN-2.03	2.03	11	49	25	2	4
F1352HUN-2.04	2.04	11	49	25	2	4
F1352HUN-2.05	2.05	11	49	25	2	4
F1352HUN-2.06	2.06	11	49	25	2	4
F1352HUN-2.07	2.07	11	49	25	2	4
F1352HUN-2.08	2.08	11	49	25	2	4
F1352HUN-2.09	2.09	11	49	25	2	4
F1352HUN-2.1	2.1	11	49	25	2	4
F1352HUN-2.11	2.11	11	49	25	2	4
F1352HUN-2.12	2.12	11	49	25	2	4
F1352HUN-2.13	2.13	12	53	27	2	4
F1352HUN-2.14	2.14	12	53	27	2	4
F1352HUN-2.15	2.15	12	53	27	2	4
F1352HUN-2.16	2.16	12	53	27	2	4
F1352HUN-2.17	2.17	12	53	27	2	4
F1352HUN-2.18	2.18	12	53	27	2	4
F1352HUN-2.19	2.19	12	53	27	2	4
F1352HUN-2.2	2.2	12	53	27	2	4
F1352HUN-2.21	2.21	12	53	27	2	4
F1352HUN-2.22	2.22	12	53	27	2	4
F1352HUN-2.23	2.23	12	53	27	2	4
F1352HUN-2.24	2.24	12	53	27	2	4
F1352HUN-2.25	2.25	12	53	27	2	4
F1352HUN-2.26	2.26	12	53	27	2	4
F1352HUN-2.27	2.27	12	53	27	2	4

刀具

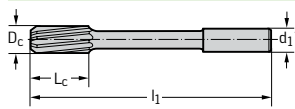


Cylindrical shank

牌号	D _c mm	L _c mm	l ₁ mm	l _s mm	h9	Z
F1352HUN-2.28	2,28	12	53	27	2	4
F1352HUN-2.29	2,29	12	53	27	2	4
F1352HUN-2.3	2,3	12	53	27	2	4
F1352HUN-2.31	2,31	12	53	27	2	4
F1352HUN-2.32	2,32	12	53	27	2	4
F1352HUN-2.33	2,33	12	53	27	2	4
F1352HUN-2.34	2,34	12	53	27	2	4
F1352HUN-2.35	2,35	12	53	27	2	4
F1352HUN-2.36	2,36	12	53	27	2	4
F1352HUN-2.37	2,37	14	57	29	3	4
F1352HUN-2.38	2,38	14	57	29	3	4
F1352HUN-2.39	2,39	14	57	29	3	4
F1352HUN-2.4	2,4	14	57	29	3	4
F1352HUN-2.41	2,41	14	57	29	3	4
F1352HUN-2.42	2,42	14	57	29	3	4
F1352HUN-2.43	2,43	14	57	29	3	4
F1352HUN-2.44	2,44	14	57	29	3	4
F1352HUN-2.45	2,45	14	57	29	3	4
F1352HUN-2.46	2,46	14	57	29	3	4
F1352HUN-2.47	2,47	14	57	29	3	4
F1352HUN-2.48	2,48	14	57	29	3	4
F1352HUN-2.49	2,49	14	57	29	3	4
F1352HUN-2.5	2,5	14	57	29	3	4
F1352HUN-2.51	2,51	14	57	29	3	4
F1352HUN-2.52	2,52	14	57	29	3	4
F1352HUN-2.53	2,53	14	57	29	3	4
F1352HUN-2.54	2,54	14	57	29	3	4
F1352HUN-2.55	2,55	14	57	29	3	4
F1352HUN-2.56	2,56	14	57	29	3	4
F1352HUN-2.57	2,57	14	57	29	3	4
F1352HUN-2.58	2,58	14	57	29	3	4
F1352HUN-2.59	2,59	14	57	29	3	4
F1352HUN-2.6	2,6	14	57	29	3	4
F1352HUN-2.61	2,61	14	57	29	3	4
F1352HUN-2.62	2,62	14	57	29	3	4
F1352HUN-2.63	2,63	14	57	29	3	4
F1352HUN-2.64	2,64	14	57	29	3	4
F1352HUN-2.65	2,65	14	57	29	3	4
F1352HUN-2.66	2,66	15	61	29	3	6
F1352HUN-2.67	2,67	15	61	29	3	6
F1352HUN-2.68	2,68	15	61	29	3	6
F1352HUN-2.69	2,69	15	61	29	3	6
F1352HUN-2.7	2,7	15	61	29	3	6
F1352HUN-2.71	2,71	15	61	29	3	6
F1352HUN-2.72	2,72	15	61	29	3	6
F1352HUN-2.73	2,73	15	61	29	3	6
F1352HUN-2.74	2,74	15	61	29	3	6
F1352HUN-2.75	2,75	15	61	29	3	6

B3

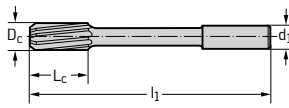
刀具



Cylindrical shank

牌号	D _c mm	L _c mm	l ₁ mm	l ₅ mm	h9	Z
F1352HUN-2.76	2.76	15	61	29	3	6
F1352HUN-2.77	2.77	15	61	29	3	6
F1352HUN-2.78	2.78	15	61	29	3	6
F1352HUN-2.79	2.79	15	61	29	3	6
F1352HUN-2.8	2.8	15	61	29	3	6
F1352HUN-2.81	2.81	15	61	29	3	6
F1352HUN-2.82	2.82	15	61	29	3	6
F1352HUN-2.83	2.83	15	61	29	3	6
F1352HUN-2.84	2.84	15	61	29	3	6
F1352HUN-2.85	2.85	15	61	29	3	6
F1352HUN-2.86	2.86	15	61	29	3	6
F1352HUN-2.87	2.87	15	61	29	3	6
F1352HUN-2.88	2.88	15	61	29	3	6
F1352HUN-2.89	2.89	15	61	29	3	6
F1352HUN-2.9	2.9	15	61	29	3	6
F1352HUN-2.91	2.91	15	61	29	3	6
F1352HUN-2.92	2.92	15	61	29	3	6
F1352HUN-2.93	2.93	15	61	29	3	6
F1352HUN-2.94	2.94	15	61	29	3	6
F1352HUN-2.95	2.95	15	61	29	3	6
F1352HUN-2.96	2.96	15	61	29	3	6
F1352HUN-2.97	2.97	15	61	29	3	6
F1352HUN-2.98	2.98	15	61	29	3	6
F1352HUN-2.99	2.99	15	61	29	3	6
F1352HUN-3	3	15	61	29	3	6
F1352HUN-3.01	3.01	16	65	30	3	6
F1352HUN-3.02	3.02	16	65	30	3	6
F1352HUN-3.03	3.03	16	65	30	3	6
F1352HUN-3.04	3.04	16	65	30	3	6
F1352HUN-3.05	3.05	16	65	30	3	6
F1352HUN-3.06	3.06	16	65	30	3	6
F1352HUN-3.07	3.07	16	65	30	3	6
F1352HUN-3.08	3.08	16	65	30	3	6
F1352HUN-3.09	3.09	16	65	30	3	6
F1352HUN-3.1	3.1	16	65	30	3	6
F1352HUN-3.11	3.11	16	65	30	3	6
F1352HUN-3.12	3.12	16	65	30	3	6
F1352HUN-3.13	3.13	16	65	30	3	6
F1352HUN-3.14	3.14	16	65	30	3	6
F1352HUN-3.15	3.15	16	65	30	3	6
F1352HUN-3.16	3.16	16	65	30	3	6
F1352HUN-3.17	3.17	16	65	30	3	6
F1352HUN-3.18	3.18	16	65	30	3	6
F1352HUN-3.19	3.19	16	65	30	3	6
F1352HUN-3.2	3.2	16	65	30	3	6
F1352HUN-3.21	3.21	16	65	30	3	6
F1352HUN-3.22	3.22	16	65	30	3	6
F1352HUN-3.23	3.23	16	65	30	3	6

刀具

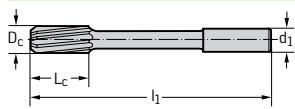


Cylindrical shank

牌号	D _c mm	L _c mm	l ₁ mm	l _s mm	h9	Z
F1352HUN-3.24	3,24	16	65	30	3	6
F1352HUN-3.25	3,25	16	65	30	3	6
F1352HUN-3.26	3,26	16	65	30	3	6
F1352HUN-3.27	3,27	16	65	30	3	6
F1352HUN-3.28	3,28	16	65	30	3	6
F1352HUN-3.29	3,29	16	65	30	3	6
F1352HUN-3.3	3,3	16	65	30	3	6
F1352HUN-3.31	3,31	16	65	30	3	6
F1352HUN-3.32	3,32	16	65	30	3	6
F1352HUN-3.33	3,33	16	65	30	3	6
F1352HUN-3.34	3,34	16	65	30	3	6
F1352HUN-3.35	3,35	16	65	30	3	6
F1352HUN-3.36	3,36	18	70	30	4	6
F1352HUN-3.37	3,37	18	70	30	4	6
F1352HUN-3.38	3,38	18	70	30	3	6
F1352HUN-3.39	3,39	18	70	30	3	6
F1352HUN-3.4	3,4	18	70	30	4	6
F1352HUN-3.41	3,41	18	70	30	4	6
F1352HUN-3.42	3,42	18	70	30	4	6
F1352HUN-3.43	3,43	18	70	30	4	6
F1352HUN-3.44	3,44	18	70	30	4	6
F1352HUN-3.45	3,45	18	70	30	4	6
F1352HUN-3.46	3,46	18	70	30	4	6
F1352HUN-3.47	3,47	18	70	30	4	6
F1352HUN-3.48	3,48	18	70	30	4	6
F1352HUN-3.49	3,49	18	70	30	4	6
F1352HUN-3.5	3,5	18	70	30	4	6
F1352HUN-3.51	3,51	18	70	30	4	6
F1352HUN-3.52	3,52	18	70	30	4	6
F1352HUN-3.53	3,53	18	70	30	4	6
F1352HUN-3.54	3,54	18	70	30	4	6
F1352HUN-3.55	3,55	18	70	30	4	6
F1352HUN-3.56	3,56	18	70	30	4	6
F1352HUN-3.57	3,57	18	70	30	4	6
F1352HUN-3.58	3,58	18	70	30	4	6
F1352HUN-3.59	3,59	18	70	30	4	6
F1352HUN-3.61	3,61	18	70	30	4	6
F1352HUN-3.62	3,62	18	70	30	4	6
F1352HUN-3.63	3,63	18	70	30	4	6
F1352HUN-3.64	3,64	18	70	30	4	6
F1352HUN-3.65	3,65	18	70	30	4	6
F1352HUN-3.66	3,66	18	70	30	4	6
F1352HUN-3.67	3,67	18	70	30	4	6
F1352HUN-3.68	3,68	18	70	30	4	6
F1352HUN-3.69	3,69	18	70	30	4	6
F1352HUN-3.71	3,71	18	70	30	4	6
F1352HUN-3.72	3,72	18	70	30	4	6
F1352HUN-3.73	3,73	18	70	30	4	6

B3

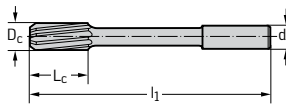
刀具



Cylindrical shank

牌号	D _c mm	L _c mm	l ₁ mm	l ₅ mm	h9	Z
F1352HUN-3.74	3,74	18	70	30	4	6
F1352HUN-3.75	3,75	18	70	30	4	6
F1352HUN-3.76	3,76	19	75	32	4	6
F1352HUN-3.77	3,77	19	75	32	4	6
F1352HUN-3.78	3,78	19	75	32	4	6
F1352HUN-3.79	3,79	19	75	32	4	6
F1352HUN-3.81	3,81	19	75	32	4	6
F1352HUN-3.82	3,82	19	75	32	4	6
F1352HUN-3.83	3,83	19	75	32	4	6
F1352HUN-3.84	3,84	19	75	32	4	6
F1352HUN-3.85	3,85	19	75	32	4	6
F1352HUN-3.86	3,86	19	75	32	4	6
F1352HUN-3.87	3,87	19	75	32	4	6
F1352HUN-3.88	3,88	19	75	32	4	6
F1352HUN-3.89	3,89	19	75	32	4	6
F1352HUN-3.9	3,9	19	75	32	4	6
F1352HUN-3.91	3,91	19	75	32	4	6
F1352HUN-3.92	3,92	19	75	32	4	6
F1352HUN-3.93	3,93	19	75	32	4	6
F1352HUN-3.94	3,94	19	75	32	4	6
F1352HUN-3.95	3,95	19	75	32	4	6
F1352HUN-3.96	3,96	19	75	32	4	6
F1352HUN-3.97	3,97	19	75	32	4	6
F1352HUN-3.98	3,98	19	75	32	4	6
F1352HUN-3.99	3,99	19	75	32	4	6
F1352HUN-4	4	19	75	32	4	6
F1352HUN-4.01	4,01	19	75	32	4	6
F1352HUN-4.02	4,02	19	75	32	4	6
F1352HUN-4.03	4,03	19	75	32	4	6
F1352HUN-4.04	4,04	19	75	32	4	6
F1352HUN-4.05	4,05	19	75	32	4	6
F1352HUN-4.06	4,06	19	75	32	4	6
F1352HUN-4.07	4,07	19	75	32	4	6
F1352HUN-4.08	4,08	19	75	32	4	6
F1352HUN-4.09	4,09	19	75	32	4	6
F1352HUN-4.1	4,1	19	75	32	4	6
F1352HUN-4.11	4,11	19	75	32	4	6
F1352HUN-4.12	4,12	19	75	32	4	6
F1352HUN-4.13	4,13	19	75	32	4	6
F1352HUN-4.14	4,14	19	75	32	4	6
F1352HUN-4.15	4,15	19	75	32	4	6
F1352HUN-4.16	4,16	19	75	32	4	6
F1352HUN-4.17	4,17	19	75	32	4	6
F1352HUN-4.18	4,18	19	75	32	4	6
F1352HUN-4.19	4,19	19	75	32	4	6
F1352HUN-4.2	4,2	19	75	32	4	6
F1352HUN-4.21	4,21	19	75	32	4	6
F1352HUN-4.22	4,22	19	75	32	4	6

刀具

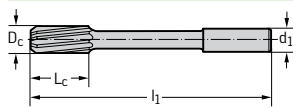


Cylindrical shank

牌号	D _c mm	L _c mm	l ₁ mm	l ₅ mm	h9	Z
F1352HUN-4.23	4,23	19	75	32	4	6
F1352HUN-4.24	4,24	19	75	32	4	6
F1352HUN-4.25	4,25	19	75	32	4	6
F1352HUN-4.26	4,26	21	80	33	5	6
F1352HUN-4.27	4,27	21	80	33	5	6
F1352HUN-4.28	4,28	21	80	33	5	6
F1352HUN-4.29	4,29	21	80	33	5	6
F1352HUN-4.3	4,3	21	80	33	5	6
F1352HUN-4.31	4,31	21	80	33	5	6
F1352HUN-4.32	4,32	21	80	33	5	6
F1352HUN-4.33	4,33	21	80	33	5	6
F1352HUN-4.34	4,34	21	80	33	5	6
F1352HUN-4.35	4,35	21	80	33	5	6
F1352HUN-4.36	4,36	21	80	33	5	6
F1352HUN-4.37	4,37	21	80	33	5	6
F1352HUN-4.38	4,38	21	80	33	5	6
F1352HUN-4.39	4,39	21	80	33	5	6
F1352HUN-4.41	4,41	21	80	33	5	6
F1352HUN-4.42	4,42	21	80	33	5	6
F1352HUN-4.43	4,43	21	80	33	5	6
F1352HUN-4.44	4,44	21	80	33	5	6
F1352HUN-4.45	4,45	21	80	33	5	6
F1352HUN-4.46	4,46	21	80	33	5	6
F1352HUN-4.47	4,47	21	80	33	5	6
F1352HUN-4.48	4,48	21	80	33	5	6
F1352HUN-4.49	4,49	21	80	33	5	6
F1352HUN-4.5	4,5	21	80	33	5	6
F1352HUN-4.51	4,51	21	80	33	5	6
F1352HUN-4.52	4,52	21	80	33	5	6
F1352HUN-4.53	4,53	21	80	33	5	6
F1352HUN-4.54	4,54	21	80	33	5	6
F1352HUN-4.55	4,55	21	80	33	5	6
F1352HUN-4.56	4,56	21	80	33	5	6
F1352HUN-4.57	4,57	21	80	33	5	6
F1352HUN-4.58	4,58	21	80	33	5	6
F1352HUN-4.59	4,59	21	80	33	5	6
F1352HUN-4.61	4,61	21	80	33	5	6
F1352HUN-4.62	4,62	21	80	33	5	6
F1352HUN-4.63	4,63	21	80	33	5	6
F1352HUN-4.64	4,64	21	80	33	5	6
F1352HUN-4.65	4,65	21	80	33	5	6
F1352HUN-4.66	4,66	21	80	33	5	6
F1352HUN-4.67	4,67	21	80	33	5	6
F1352HUN-4.68	4,68	21	80	33	5	6
F1352HUN-4.69	4,69	21	80	33	5	6
F1352HUN-4.71	4,71	21	80	33	5	6
F1352HUN-4.72	4,72	21	80	33	5	6
F1352HUN-4.73	4,73	21	80	33	5	6

B3

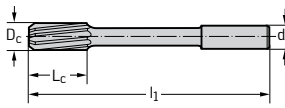
刀具



Cylindrical shank

牌号	D _c mm	L _c mm	l ₁ mm	l ₅ mm	h9	Z
F1352HUN-4.74	4,74	21	80	33	5	6
F1352HUN-4.75	4,75	21	80	33	5	6
F1352HUN-4.76	4,76	23	86	34	5	6
F1352HUN-4.77	4,77	23	86	34	5	6
F1352HUN-4.78	4,78	23	86	34	5	6
F1352HUN-4.79	4,79	23	86	34	5	6
F1352HUN-4.8	4,8	23	86	34	5	6
F1352HUN-4.81	4,81	23	86	34	5	6
F1352HUN-4.82	4,82	23	86	34	5	6
F1352HUN-4.83	4,83	23	86	34	5	6
F1352HUN-4.84	4,84	23	86	34	5	6
F1352HUN-4.85	4,85	23	86	34	5	6
F1352HUN-4.86	4,86	23	86	34	5	6
F1352HUN-4.87	4,87	23	86	34	5	6
F1352HUN-4.88	4,88	23	86	34	5	6
F1352HUN-4.89	4,89	23	86	34	5	6
F1352HUN-4.9	4,9	23	86	34	5	6
F1352HUN-4.91	4,91	23	86	34	5	6
F1352HUN-4.92	4,92	23	86	34	5	6
F1352HUN-4.93	4,93	23	86	34	5	6
F1352HUN-4.94	4,94	23	86	34	5	6
F1352HUN-4.95	4,95	23	86	34	5	6
F1352HUN-4.96	4,96	23	86	34	5	6
F1352HUN-4.97	4,97	23	86	34	5	6
F1352HUN-4.98	4,98	23	86	34	5	6
F1352HUN-4.99	4,99	23	86	34	5	6
F1352HUN-5	5	23	86	34	5	6
F1352HUN-5.01	5,01	23	86	34	5	6
F1352HUN-5.02	5,02	23	86	34	5	6
F1352HUN-5.03	5,03	23	86	34	5	6
F1352HUN-5.04	5,04	23	86	34	5	6
F1352HUN-5.05	5,05	23	86	34	5	6
F1352HUN-5.06	5,06	23	86	34	5	6
F1352HUN-5.07	5,07	23	86	34	5	6
F1352HUN-5.08	5,08	23	86	34	5	6
F1352HUN-5.09	5,09	23	86	34	5	6
F1352HUN-5.1	5,1	23	86	34	5	6
F1352HUN-5.11	5,11	23	86	34	5	6
F1352HUN-5.12	5,12	23	86	34	5	6
F1352HUN-5.13	5,13	23	86	34	5	6
F1352HUN-5.14	5,14	23	86	34	5	6
F1352HUN-5.15	5,15	23	86	34	5	6
F1352HUN-5.16	5,16	23	86	34	5	6
F1352HUN-5.17	5,17	23	86	34	5	6
F1352HUN-5.18	5,18	23	86	34	5	6
F1352HUN-5.19	5,19	23	86	34	5	6
F1352HUN-5.2	5,2	23	86	34	5	6
F1352HUN-5.21	5,21	23	86	34	5	6

刀具

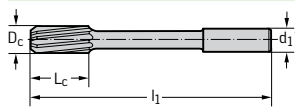


Cylindrical shank

牌号	D _c mm	L _c mm	l ₁ mm	l ₅ mm	h9	Z
F1352HUN-5.22	5,22	23	86	34	5	6
F1352HUN-5.23	5,23	23	86	34	5	6
F1352HUN-5.24	5,24	23	86	34	5	6
F1352HUN-5.25	5,25	23	86	34	5	6
F1352HUN-5.26	5,26	23	86	34	5	6
F1352HUN-5.27	5,27	23	86	34	5	6
F1352HUN-5.28	5,28	23	86	34	5	6
F1352HUN-5.29	5,29	23	86	34	5	6
F1352HUN-5.31	5,31	26	93	36	6	6
F1352HUN-5.32	5,32	26	93	36	6	6
F1352HUN-5.33	5,33	26	93	36	6	6
F1352HUN-5.34	5,34	26	93	36	6	6
F1352HUN-5.35	5,35	26	93	36	6	6
F1352HUN-5.36	5,36	26	93	36	6	6
F1352HUN-5.37	5,37	26	93	36	6	6
F1352HUN-5.38	5,38	26	93	36	6	6
F1352HUN-5.39	5,39	26	93	36	6	6
F1352HUN-5.41	5,41	26	93	36	6	6
F1352HUN-5.42	5,42	26	93	36	6	6
F1352HUN-5.43	5,43	26	93	36	6	6
F1352HUN-5.44	5,44	26	93	36	6	6
F1352HUN-5.45	5,45	26	93	36	6	6
F1352HUN-5.46	5,46	26	93	36	6	6
F1352HUN-5.47	5,47	26	93	36	6	6
F1352HUN-5.48	5,48	26	93	36	6	6
F1352HUN-5.49	5,49	26	93	36	6	6
F1352HUN-5.5	5,5	26	93	36	6	6
F1352HUN-5.51	5,51	26	93	36	6	6
F1352HUN-5.52	5,52	26	93	36	6	6
F1352HUN-5.53	5,53	26	93	36	6	6
F1352HUN-5.54	5,54	26	93	36	6	6
F1352HUN-5.55	5,55	26	93	36	6	6
F1352HUN-5.56	5,56	26	93	36	6	6
F1352HUN-5.57	5,57	26	93	36	6	6
F1352HUN-5.58	5,58	26	93	36	6	6
F1352HUN-5.59	5,59	26	93	36	6	6
F1352HUN-5.6	5,6	26	93	36	6	6
F1352HUN-5.61	5,61	26	93	36	6	6
F1352HUN-5.62	5,62	26	93	36	6	6
F1352HUN-5.63	5,63	26	93	36	6	6
F1352HUN-5.64	5,64	26	93	36	6	6
F1352HUN-5.65	5,65	26	93	36	6	6
F1352HUN-5.66	5,66	26	93	36	6	6
F1352HUN-5.67	5,67	26	93	36	6	6
F1352HUN-5.68	5,68	26	93	36	6	6
F1352HUN-5.69	5,69	26	93	36	6	6
F1352HUN-5.71	5,71	26	93	36	6	6
F1352HUN-5.72	5,72	26	93	36	6	6

B3

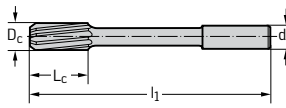
刀具



Cylindrical shank

牌号	D _c mm	L _c mm	l ₁ mm	l ₅ mm	h9	Z
F1352HUN-5.73	5,73	26	93	36	6	6
F1352HUN-5.74	5,74	26	93	36	6	6
F1352HUN-5.75	5,75	26	93	36	6	6
F1352HUN-5.76	5,76	26	93	36	6	6
F1352HUN-5.77	5,77	26	93	36	6	6
F1352HUN-5.78	5,78	26	93	36	6	6
F1352HUN-5.79	5,79	26	93	36	6	6
F1352HUN-5.81	5,81	26	93	36	6	6
F1352HUN-5.82	5,82	26	93	36	6	6
F1352HUN-5.83	5,83	26	93	36	6	6
F1352HUN-5.84	5,84	26	93	36	6	6
F1352HUN-5.85	5,85	26	93	36	6	6
F1352HUN-5.86	5,86	26	93	36	6	6
F1352HUN-5.87	5,87	26	93	36	6	6
F1352HUN-5.88	5,88	26	93	36	6	6
F1352HUN-5.89	5,89	26	93	36	6	6
F1352HUN-5.91	5,91	26	93	36	6	6
F1352HUN-5.92	5,92	26	93	36	6	6
F1352HUN-5.93	5,93	26	93	36	6	6
F1352HUN-5.94	5,94	26	93	36	6	6
F1352HUN-5.95	5,95	26	93	36	6	6
F1352HUN-5.96	5,96	26	93	36	6	6
F1352HUN-5.97	5,97	26	93	36	6	6
F1352HUN-5.98	5,98	26	93	36	6	6
F1352HUN-5.99	5,99	26	93	36	6	6
F1352HUN-6	6	26	93	36	6	6
F1352HUN-6.01	6,01	28	101	38	6	6
F1352HUN-6.02	6,02	28	101	38	6	6
F1352HUN-6.03	6,03	28	101	38	6	6
F1352HUN-6.04	6,04	28	101	38	6	6
F1352HUN-6.05	6,05	28	101	38	6	6
F1352HUN-6.06	6,06	28	101	38	6	6
F1352HUN-6.07	6,07	28	101	38	6	6
F1352HUN-6.08	6,08	28	101	38	6	6
F1352HUN-6.09	6,09	28	101	38	6	6
F1352HUN-6.1	6,1	28	101	38	6	6
F1352HUN-6.11	6,11	28	101	38	6	6
F1352HUN-6.12	6,12	28	101	38	6	6
F1352HUN-6.13	6,13	28	101	38	6	6
F1352HUN-6.14	6,14	28	101	38	6	6
F1352HUN-6.15	6,15	28	101	38	6	6
F1352HUN-6.16	6,16	28	101	38	6	6
F1352HUN-6.17	6,17	28	101	38	6	6
F1352HUN-6.18	6,18	28	101	38	6	6
F1352HUN-6.19	6,19	28	101	38	6	6
F1352HUN-6.2	6,2	28	101	38	6	6
F1352HUN-6.21	6,21	28	101	38	6	6
F1352HUN-6.22	6,22	28	101	38	6	6

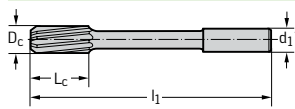
刀具



Cylindrical shank

牌号	D _c mm	L _c mm	l ₁ mm	l _s mm	h9	Z
F1352HUN-6.23	6,23	28	101	38	6	6
F1352HUN-6.24	6,24	28	101	38	6	6
F1352HUN-6.25	6,25	28	101	38	6	6
F1352HUN-6.26	6,26	28	101	38	6	6
F1352HUN-6.27	6,27	28	101	38	6	6
F1352HUN-6.28	6,28	28	101	38	6	6
F1352HUN-6.29	6,29	28	101	38	6	6
F1352HUN-6.31	6,31	28	101	38	6	6
F1352HUN-6.32	6,32	28	101	38	6	6
F1352HUN-6.33	6,33	28	101	38	6	6
F1352HUN-6.34	6,34	28	101	38	6	6
F1352HUN-6.35	6,35	28	101	38	6	6
F1352HUN-6.36	6,36	28	101	38	6	6
F1352HUN-6.37	6,37	28	101	38	6	6
F1352HUN-6.38	6,38	28	101	38	6	6
F1352HUN-6.39	6,39	28	101	38	6	6
F1352HUN-6.4	6,4	28	101	38	6	6
F1352HUN-6.41	6,41	28	101	38	6	6
F1352HUN-6.42	6,42	28	101	38	6	6
F1352HUN-6.43	6,43	28	101	38	6	6
F1352HUN-6.44	6,44	28	101	38	6	6
F1352HUN-6.45	6,45	28	101	38	6	6
F1352HUN-6.46	6,46	28	101	38	6	6
F1352HUN-6.47	6,47	28	101	38	6	6
F1352HUN-6.48	6,48	28	101	38	6	6
F1352HUN-6.49	6,49	28	101	38	6	6
F1352HUN-6.51	6,51	28	101	38	6	6
F1352HUN-6.52	6,52	28	101	38	6	6
F1352HUN-6.53	6,53	28	101	38	6	6
F1352HUN-6.54	6,54	28	101	38	6	6
F1352HUN-6.55	6,55	28	101	38	6	6
F1352HUN-6.56	6,56	28	101	38	6	6
F1352HUN-6.57	6,57	28	101	38	6	6
F1352HUN-6.58	6,58	28	101	38	6	6
F1352HUN-6.59	6,59	28	101	38	6	6
F1352HUN-6.61	6,61	28	101	38	6	6
F1352HUN-6.62	6,62	28	101	38	6	6
F1352HUN-6.63	6,63	28	101	38	6	6
F1352HUN-6.64	6,64	28	101	38	6	6
F1352HUN-6.65	6,65	28	101	38	6	6
F1352HUN-6.66	6,66	28	101	38	6	6
F1352HUN-6.67	6,67	28	101	38	6	6
F1352HUN-6.68	6,68	28	101	38	6	6
F1352HUN-6.69	6,69	28	101	38	6	6
F1352HUN-6.71	6,71	31	109	40	7	6
F1352HUN-6.72	6,72	31	109	40	7	6
F1352HUN-6.73	6,73	31	109	40	7	6
F1352HUN-6.74	6,74	31	109	40	7	6

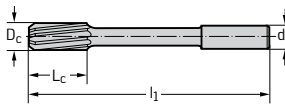
刀具



Cylindrical shank

牌号	D _c mm	L _c mm	l ₁ mm	l ₅ mm	h9	Z
F1352HUN-6.75	6,75	31	109	40	7	6
F1352HUN-6.76	6,76	31	109	40	7	6
F1352HUN-6.77	6,77	31	109	40	7	6
F1352HUN-6.78	6,78	31	109	40	7	6
F1352HUN-6.79	6,79	31	109	40	7	6
F1352HUN-6.81	6,81	31	109	40	7	6
F1352HUN-6.82	6,82	31	109	40	7	6
F1352HUN-6.83	6,83	31	109	40	7	6
F1352HUN-6.84	6,84	31	109	40	7	6
F1352HUN-6.85	6,85	31	109	40	7	6
F1352HUN-6.86	6,86	31	109	40	7	6
F1352HUN-6.87	6,87	31	109	40	7	6
F1352HUN-6.88	6,88	31	109	40	7	6
F1352HUN-6.89	6,89	31	109	40	7	6
F1352HUN-6.91	6,91	31	109	40	7	6
F1352HUN-6.92	6,92	31	109	40	7	6
F1352HUN-6.93	6,93	31	109	40	7	6
F1352HUN-6.94	6,94	31	109	40	7	6
F1352HUN-6.95	6,95	31	109	40	7	6
F1352HUN-6.96	6,96	31	109	40	7	6
F1352HUN-6.97	6,97	31	109	40	7	6
F1352HUN-6.98	6,98	31	109	40	7	6
F1352HUN-6.99	6,99	31	109	40	7	6
F1352HUN-7	7	31	109	40	7	6
F1352HUN-7.01	7,01	31	109	40	7	6
F1352HUN-7.02	7,02	31	109	40	7	6
F1352HUN-7.03	7,03	31	109	40	7	6
F1352HUN-7.04	7,04	31	109	40	7	6
F1352HUN-7.05	7,05	31	109	40	7	6
F1352HUN-7.06	7,06	31	109	40	7	6
F1352HUN-7.07	7,07	31	109	40	7	6
F1352HUN-7.08	7,08	31	109	40	7	6
F1352HUN-7.09	7,09	31	109	40	7	6
F1352HUN-7.11	7,11	31	109	40	7	6
F1352HUN-7.12	7,12	31	109	40	7	6
F1352HUN-7.13	7,13	31	109	40	7	6
F1352HUN-7.14	7,14	31	109	40	7	6
F1352HUN-7.15	7,15	31	109	40	7	6
F1352HUN-7.16	7,16	31	109	40	7	6
F1352HUN-7.17	7,17	31	109	40	7	6
F1352HUN-7.18	7,18	31	109	40	7	6
F1352HUN-7.19	7,19	31	109	40	7	6
F1352HUN-7.21	7,21	31	109	40	7	6
F1352HUN-7.22	7,22	31	109	40	7	6
F1352HUN-7.23	7,23	31	109	40	7	6
F1352HUN-7.24	7,24	31	109	40	7	6
F1352HUN-7.25	7,25	31	109	40	7	6
F1352HUN-7.26	7,26	31	109	40	7	6

刀具

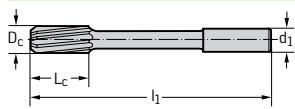


Cylindrical shank

牌号	D _c mm	L _c mm	l ₁ mm	l _s mm	h9	Z
F1352HUN-7.27	7,27	31	109	40	7	6
F1352HUN-7.28	7,28	31	109	40	7	6
F1352HUN-7.29	7,29	31	109	40	7	6
F1352HUN-7.31	7,31	31	109	40	7	6
F1352HUN-7.32	7,32	31	109	40	7	6
F1352HUN-7.33	7,33	31	109	40	7	6
F1352HUN-7.34	7,34	31	109	40	7	6
F1352HUN-7.35	7,35	31	109	40	7	6
F1352HUN-7.36	7,36	31	109	40	7	6
F1352HUN-7.37	7,37	31	109	40	7	6
F1352HUN-7.38	7,38	31	109	40	7	6
F1352HUN-7.39	7,39	31	109	40	7	6
F1352HUN-7.41	7,41	31	109	40	7	6
F1352HUN-7.42	7,42	31	109	40	7	6
F1352HUN-7.43	7,43	31	109	40	7	6
F1352HUN-7.44	7,44	31	109	40	7	6
F1352HUN-7.45	7,45	31	109	40	7	6
F1352HUN-7.46	7,46	31	109	40	7	6
F1352HUN-7.47	7,47	31	109	40	7	6
F1352HUN-7.48	7,48	31	109	40	7	6
F1352HUN-7.49	7,49	31	109	40	7	6
F1352HUN-7.5	7,5	31	109	40	7	6
F1352HUN-7.51	7,51	33	117	42	8	6
F1352HUN-7.52	7,52	33	117	42	8	6
F1352HUN-7.53	7,53	33	117	42	8	6
F1352HUN-7.54	7,54	33	117	42	8	6
F1352HUN-7.55	7,55	33	117	42	8	6
F1352HUN-7.56	7,56	33	117	42	8	6
F1352HUN-7.57	7,57	33	117	42	8	6
F1352HUN-7.58	7,58	33	117	42	8	6
F1352HUN-7.59	7,59	33	117	42	8	6
F1352HUN-7.61	7,61	33	117	42	8	6
F1352HUN-7.62	7,62	33	117	42	8	6
F1352HUN-7.63	7,63	33	117	42	8	6
F1352HUN-7.64	7,64	33	117	42	8	6
F1352HUN-7.65	7,65	33	117	42	8	6
F1352HUN-7.66	7,66	33	117	42	8	6
F1352HUN-7.67	7,67	33	117	42	8	6
F1352HUN-7.68	7,68	33	117	42	8	6
F1352HUN-7.69	7,69	33	117	42	8	6
F1352HUN-7.71	7,71	33	117	42	8	6
F1352HUN-7.72	7,72	33	117	42	8	6
F1352HUN-7.73	7,73	33	117	42	8	6
F1352HUN-7.74	7,74	33	117	42	8	6
F1352HUN-7.75	7,75	33	117	42	8	6
F1352HUN-7.76	7,76	33	117	42	8	6
F1352HUN-7.77	7,77	33	117	42	8	6
F1352HUN-7.78	7,78	33	117	42	8	6

B3

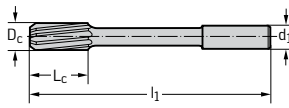
刀具



Cylindrical shank

牌号	D _c mm	L _c mm	l ₁ mm	l ₅ mm	h9	Z
F1352HUN-7.79	7.79	33	117	42	8	6
F1352HUN-7.81	7.81	33	117	42	8	6
F1352HUN-7.82	7.82	33	117	42	8	6
F1352HUN-7.83	7.83	33	117	42	8	6
F1352HUN-7.84	7.84	33	117	42	8	6
F1352HUN-7.85	7.85	33	117	42	8	6
F1352HUN-7.86	7.86	33	117	42	8	6
F1352HUN-7.87	7.87	33	117	42	8	6
F1352HUN-7.88	7.88	33	117	42	8	6
F1352HUN-7.89	7.89	33	117	42	8	6
F1352HUN-7.91	7.91	33	117	42	8	6
F1352HUN-7.92	7.92	33	117	42	8	6
F1352HUN-7.93	7.93	33	117	42	8	6
F1352HUN-7.94	7.94	33	117	42	8	6
F1352HUN-7.95	7.95	33	117	42	8	6
F1352HUN-7.96	7.96	33	117	42	8	6
F1352HUN-7.97	7.97	33	117	42	8	6
F1352HUN-7.98	7.98	33	117	42	8	6
F1352HUN-7.99	7.99	33	117	42	8	6
F1352HUN-8	8	33	117	42	8	6
F1352HUN-8.01	8.01	33	117	42	8	6
F1352HUN-8.02	8.02	33	117	42	8	6
F1352HUN-8.03	8.03	33	117	42	8	6
F1352HUN-8.04	8.04	33	117	42	8	6
F1352HUN-8.05	8.05	33	117	42	8	6
F1352HUN-8.06	8.06	33	117	42	8	6
F1352HUN-8.07	8.07	33	117	42	8	6
F1352HUN-8.08	8.08	33	117	42	8	6
F1352HUN-8.09	8.09	33	117	42	8	6
F1352HUN-8.1	8.1	33	117	42	8	6
F1352HUN-8.11	8.11	33	117	42	8	6
F1352HUN-8.12	8.12	33	117	42	8	6
F1352HUN-8.13	8.13	33	117	42	8	6
F1352HUN-8.14	8.14	33	117	42	8	6
F1352HUN-8.15	8.15	33	117	42	8	6
F1352HUN-8.16	8.16	33	117	42	8	6
F1352HUN-8.17	8.17	33	117	42	8	6
F1352HUN-8.18	8.18	33	117	42	8	6
F1352HUN-8.19	8.19	33	117	42	8	6
F1352HUN-8.2	8.2	33	117	42	8	6
F1352HUN-8.21	8.21	33	117	42	8	6
F1352HUN-8.22	8.22	33	117	42	8	6
F1352HUN-8.23	8.23	33	117	42	8	6
F1352HUN-8.24	8.24	33	117	42	8	6
F1352HUN-8.25	8.25	33	117	42	8	6
F1352HUN-8.26	8.26	33	117	42	8	6
F1352HUN-8.27	8.27	33	117	42	8	6
F1352HUN-8.28	8.28	33	117	42	8	6

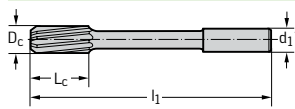
刀具



Cylindrical shank

牌号	D _c mm	L _c mm	l ₁ mm	l _s mm	h9	Z
F1352HUN-8.29	8,29	33	117	42	8	6
F1352HUN-8.3	8,3	33	117	42	8	6
F1352HUN-8.31	8,31	33	117	42	8	6
F1352HUN-8.32	8,32	33	117	42	8	6
F1352HUN-8.33	8,33	33	117	42	8	6
F1352HUN-8.34	8,34	33	117	42	8	6
F1352HUN-8.35	8,35	33	117	42	8	6
F1352HUN-8.36	8,36	33	117	42	8	6
F1352HUN-8.37	8,37	33	117	42	8	6
F1352HUN-8.38	8,38	33	117	42	8	6
F1352HUN-8.39	8,39	33	117	42	8	6
F1352HUN-8.41	8,41	33	117	42	8	6
F1352HUN-8.42	8,42	33	117	42	8	6
F1352HUN-8.43	8,43	33	117	42	8	6
F1352HUN-8.44	8,44	33	117	42	8	6
F1352HUN-8.45	8,45	33	117	42	8	6
F1352HUN-8.46	8,46	33	117	42	8	6
F1352HUN-8.47	8,47	33	117	42	8	6
F1352HUN-8.48	8,48	33	117	42	8	6
F1352HUN-8.49	8,49	33	117	42	8	6
F1352HUN-8.5	8,5	33	117	42	8	6
F1352HUN-8.51	8,51	36	125	44	9	6
F1352HUN-8.52	8,52	36	125	44	9	6
F1352HUN-8.53	8,53	36	125	44	9	6
F1352HUN-8.54	8,54	36	125	44	9	6
F1352HUN-8.55	8,55	36	125	44	9	6
F1352HUN-8.56	8,56	36	125	44	9	6
F1352HUN-8.57	8,57	36	125	44	9	6
F1352HUN-8.58	8,58	36	125	44	9	6
F1352HUN-8.59	8,59	36	125	44	9	6
F1352HUN-8.61	8,61	36	125	44	9	6
F1352HUN-8.62	8,62	36	125	44	9	6
F1352HUN-8.63	8,63	36	125	44	9	6
F1352HUN-8.64	8,64	36	125	44	9	6
F1352HUN-8.65	8,65	36	125	44	9	6
F1352HUN-8.66	8,66	36	125	44	9	6
F1352HUN-8.67	8,67	36	125	44	9	6
F1352HUN-8.68	8,68	36	125	44	9	6
F1352HUN-8.69	8,69	36	125	44	9	6
F1352HUN-8.71	8,71	36	125	44	9	6
F1352HUN-8.72	8,72	36	125	44	9	6
F1352HUN-8.73	8,73	36	125	44	9	6
F1352HUN-8.74	8,74	36	125	44	9	6
F1352HUN-8.75	8,75	36	125	44	9	6
F1352HUN-8.76	8,76	36	125	44	9	6
F1352HUN-8.77	8,77	36	125	44	9	6
F1352HUN-8.78	8,78	36	125	44	9	6
F1352HUN-8.79	8,79	36	125	44	9	6

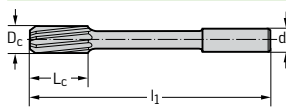
刀具



Cylindrical shank

牌号	D _c mm	L _c mm	l ₁ mm	l ₅ mm	h9	Z
F1352HUN-8.81	8,81	36	125	44	9	6
F1352HUN-8.82	8,82	36	125	44	9	6
F1352HUN-8.83	8,83	36	125	44	9	6
F1352HUN-8.84	8,84	36	125	44	9	6
F1352HUN-8.85	8,85	36	125	44	9	6
F1352HUN-8.86	8,86	36	125	44	9	6
F1352HUN-8.87	8,87	36	125	44	9	6
F1352HUN-8.88	8,88	36	125	44	9	6
F1352HUN-8.89	8,89	36	125	44	9	6
F1352HUN-8.91	8,91	36	125	44	9	6
F1352HUN-8.92	8,92	36	125	44	9	6
F1352HUN-8.93	8,93	36	125	44	9	6
F1352HUN-8.94	8,94	36	125	44	9	6
F1352HUN-8.95	8,95	36	125	44	9	6
F1352HUN-8.96	8,96	36	125	44	9	6
F1352HUN-8.97	8,97	36	125	44	9	6
F1352HUN-8.98	8,98	36	125	44	9	6
F1352HUN-8.99	8,99	36	125	44	9	6
F1352HUN-9	9	36	125	44	9	6
F1352HUN-9.01	9,01	36	125	44	9	6
F1352HUN-9.02	9,02	36	125	44	9	6
F1352HUN-9.03	9,03	36	125	44	9	6
F1352HUN-9.04	9,04	36	125	44	9	6
F1352HUN-9.05	9,05	36	125	44	9	6
F1352HUN-9.06	9,06	36	125	44	9	6
F1352HUN-9.07	9,07	36	125	44	9	6
F1352HUN-9.08	9,08	36	125	44	9	6
F1352HUN-9.09	9,09	36	125	44	9	6
F1352HUN-9.11	9,11	36	125	44	9	6
F1352HUN-9.12	9,12	36	125	44	9	6
F1352HUN-9.13	9,13	36	125	44	9	6
F1352HUN-9.14	9,14	36	125	44	9	6
F1352HUN-9.15	9,15	36	125	44	9	6
F1352HUN-9.16	9,16	36	125	44	9	6
F1352HUN-9.17	9,17	36	125	44	9	6
F1352HUN-9.18	9,18	36	125	44	9	6
F1352HUN-9.19	9,19	36	125	44	9	6
F1352HUN-9.21	9,21	36	125	44	9	6
F1352HUN-9.22	9,22	36	125	44	9	6
F1352HUN-9.23	9,23	36	125	44	9	6
F1352HUN-9.24	9,24	36	125	44	9	6
F1352HUN-9.25	9,25	36	125	44	9	6
F1352HUN-9.26	9,26	36	125	44	9	6
F1352HUN-9.27	9,27	36	125	44	9	6
F1352HUN-9.28	9,28	36	125	44	9	6
F1352HUN-9.29	9,29	36	125	44	9	6
F1352HUN-9.31	9,31	36	125	44	9	6
F1352HUN-9.32	9,32	36	125	44	9	6

刀具

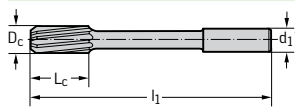


Cylindrical shank

牌号	D _c mm	L _c mm	l ₁ mm	l _s mm	h ₉	Z
F1352HUN-9.33	9,33	36	125	44	9	6
F1352HUN-9.34	9,34	36	125	44	9	6
F1352HUN-9.35	9,35	36	125	44	9	6
F1352HUN-9.36	9,36	36	125	44	9	6
F1352HUN-9.37	9,37	36	125	44	9	6
F1352HUN-9.38	9,38	36	125	44	9	6
F1352HUN-9.39	9,39	36	125	44	9	6
F1352HUN-9.41	9,41	36	125	44	9	6
F1352HUN-9.42	9,42	36	125	44	9	6
F1352HUN-9.43	9,43	36	125	44	9	6
F1352HUN-9.44	9,44	36	125	44	9	6
F1352HUN-9.45	9,45	36	125	44	9	6
F1352HUN-9.46	9,46	36	125	44	9	6
F1352HUN-9.47	9,47	36	125	44	9	6
F1352HUN-9.48	9,48	36	125	44	9	6
F1352HUN-9.49	9,49	36	125	44	9	6
F1352HUN-9.51	9,51	38	133	46	10	6
F1352HUN-9.52	9,52	38	133	46	10	6
F1352HUN-9.53	9,53	38	133	46	10	6
F1352HUN-9.54	9,54	38	133	46	10	6
F1352HUN-9.55	9,55	38	133	46	10	6
F1352HUN-9.56	9,56	38	133	46	10	6
F1352HUN-9.57	9,57	38	133	46	10	6
F1352HUN-9.58	9,58	38	133	46	10	6
F1352HUN-9.59	9,59	38	133	46	10	6
F1352HUN-9.61	9,61	38	133	46	10	6
F1352HUN-9.62	9,62	38	133	46	10	6
F1352HUN-9.63	9,63	38	133	46	10	6
F1352HUN-9.64	9,64	38	133	46	10	6
F1352HUN-9.65	9,65	38	133	46	10	6
F1352HUN-9.66	9,66	38	133	46	10	6
F1352HUN-9.67	9,67	38	133	46	10	6
F1352HUN-9.68	9,68	38	133	46	10	6
F1352HUN-9.69	9,69	38	133	46	10	6
F1352HUN-9.71	9,71	38	133	46	10	6
F1352HUN-9.72	9,72	38	133	46	10	6
F1352HUN-9.73	9,73	38	133	46	10	6
F1352HUN-9.74	9,74	38	133	46	10	6
F1352HUN-9.75	9,75	38	133	46	10	6
F1352HUN-9.76	9,76	38	133	46	10	6
F1352HUN-9.77	9,77	38	133	46	10	6
F1352HUN-9.78	9,78	38	133	46	10	6
F1352HUN-9.79	9,79	38	133	46	10	6
F1352HUN-9.81	9,81	38	133	46	10	6
F1352HUN-9.82	9,82	38	133	46	10	6
F1352HUN-9.83	9,83	38	133	46	10	6
F1352HUN-9.84	9,84	38	133	46	10	6
F1352HUN-9.85	9,85	38	133	46	10	6

B3

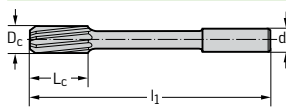
刀具



Cylindrical shank

牌号	D _c mm	L _c mm	l ₁ mm	l ₅ mm	h9	Z
F1352HUN-9.86	9,86	38	133	46	10	6
F1352HUN-9.87	9,87	38	133	46	10	6
F1352HUN-9.88	9,88	38	133	46	10	6
F1352HUN-9.89	9,89	38	133	46	10	6
F1352HUN-9.91	9,91	38	133	46	10	6
F1352HUN-9.92	9,92	38	133	46	10	6
F1352HUN-9.93	9,93	38	133	46	10	6
F1352HUN-9.94	9,94	38	133	46	10	6
F1352HUN-9.95	9,95	38	133	46	10	6
F1352HUN-9.96	9,96	38	133	46	10	6
F1352HUN-9.97	9,97	38	133	46	10	6
F1352HUN-9.98	9,98	38	133	46	10	6
F1352HUN-9.99	9,99	38	133	46	10	6
F1352HUN-10	10	38	133	46	10	6
F1352HUN-10.01	10,01	38	133	46	10	6
F1352HUN-10.02	10,02	38	133	46	10	6
F1352HUN-10.03	10,03	38	133	46	10	6
F1352HUN-10.04	10,04	38	133	46	10	6
F1352HUN-10.05	10,05	38	133	46	10	6
F1352HUN-10.06	10,06	38	133	46	10	6
F1352HUN-10.07	10,07	38	133	46	10	6
F1352HUN-10.08	10,08	38	133	46	10	6
F1352HUN-10.09	10,09	38	133	46	10	6
F1352HUN-10.1	10,1	38	133	46	10	6
F1352HUN-10.11	10,11	38	133	46	10	6
F1352HUN-10.12	10,12	38	133	46	10	6
F1352HUN-10.13	10,13	38	133	46	10	6
F1352HUN-10.14	10,14	38	133	46	10	6
F1352HUN-10.15	10,15	38	133	46	10	6
F1352HUN-10.16	10,16	38	133	46	10	6
F1352HUN-10.17	10,17	38	133	46	10	6
F1352HUN-10.18	10,18	38	133	46	10	6
F1352HUN-10.19	10,19	38	133	46	10	6
F1352HUN-10.2	10,2	38	133	46	10	6
F1352HUN-10.21	10,21	38	133	46	10	6
F1352HUN-10.22	10,22	38	133	46	10	6
F1352HUN-10.23	10,23	38	133	46	10	6
F1352HUN-10.24	10,24	38	133	46	10	6
F1352HUN-10.25	10,25	38	133	46	10	6
F1352HUN-10.26	10,26	38	133	46	10	6
F1352HUN-10.27	10,27	38	133	46	10	6
F1352HUN-10.28	10,28	38	133	46	10	6
F1352HUN-10.29	10,29	38	133	46	10	6
F1352HUN-10.31	10,31	38	133	46	10	6
F1352HUN-10.32	10,32	38	133	46	10	6
F1352HUN-10.33	10,33	38	133	46	10	6
F1352HUN-10.34	10,34	38	133	46	10	6
F1352HUN-10.35	10,35	38	133	46	10	6

刀具

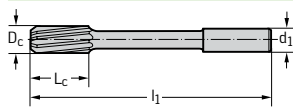


Cylindrical shank

牌号	D _c mm	L _c mm	l ₁ mm	l _s mm	h ₉	Z
F1352HUN-10.36	10,36	38	133	46	10	6
F1352HUN-10.37	10,37	38	133	46	10	6
F1352HUN-10.38	10,38	38	133	46	10	6
F1352HUN-10.39	10,39	38	133	46	10	6
F1352HUN-10.41	10,41	38	133	46	10	6
F1352HUN-10.42	10,42	38	133	46	10	6
F1352HUN-10.43	10,43	38	133	46	10	6
F1352HUN-10.44	10,44	38	133	46	10	6
F1352HUN-10.45	10,45	38	133	46	10	6
F1352HUN-10.46	10,46	38	133	46	10	6
F1352HUN-10.47	10,47	38	133	46	10	6
F1352HUN-10.48	10,48	38	133	46	10	6
F1352HUN-10.49	10,49	38	133	46	10	6
F1352HUN-10.51	10,51	38	133	46	10	6
F1352HUN-10.52	10,52	38	133	46	10	6
F1352HUN-10.53	10,53	38	133	46	10	6
F1352HUN-10.54	10,54	38	133	46	10	6
F1352HUN-10.55	10,55	38	133	46	10	6
F1352HUN-10.56	10,56	38	133	46	10	6
F1352HUN-10.57	10,57	38	133	46	10	6
F1352HUN-10.58	10,58	38	133	46	10	6
F1352HUN-10.59	10,59	38	133	46	10	6
F1352HUN-10.61	10,61	41	142	46	10	6
F1352HUN-10.62	10,62	41	142	46	10	6
F1352HUN-10.63	10,63	41	142	46	10	6
F1352HUN-10.64	10,64	41	142	46	10	6
F1352HUN-10.65	10,65	41	142	46	10	6
F1352HUN-10.66	10,66	41	142	46	10	6
F1352HUN-10.67	10,67	41	142	46	10	6
F1352HUN-10.68	10,68	41	142	46	10	6
F1352HUN-10.69	10,69	41	142	46	10	6
F1352HUN-10.71	10,71	41	142	46	10	6
F1352HUN-10.72	10,72	41	142	46	10	6
F1352HUN-10.73	10,73	41	142	46	10	6
F1352HUN-10.74	10,74	41	142	46	10	6
F1352HUN-10.75	10,75	41	142	46	10	6
F1352HUN-10.76	10,76	41	142	46	10	6
F1352HUN-10.77	10,77	41	142	46	10	6
F1352HUN-10.78	10,78	41	142	46	10	6
F1352HUN-10.79	10,79	41	142	46	10	6
F1352HUN-10.81	10,81	41	142	46	10	6
F1352HUN-10.82	10,82	41	142	46	10	6
F1352HUN-10.83	10,83	41	142	46	10	6
F1352HUN-10.84	10,84	41	142	46	10	6
F1352HUN-10.85	10,85	41	142	46	10	6
F1352HUN-10.86	10,86	41	142	46	10	6
F1352HUN-10.87	10,87	41	142	46	10	6
F1352HUN-10.88	10,88	41	142	46	10	6

B3

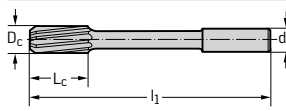
刀具



Cylindrical shank

牌号	D _c mm	L _c mm	l ₁ mm	l ₅ mm	h9	Z
F1352HUN-10.89	10,89	41	142	46	10	6
F1352HUN-10.91	10,91	41	142	46	10	6
F1352HUN-10.92	10,92	41	142	46	10	6
F1352HUN-10.93	10,93	41	142	46	10	6
F1352HUN-10.94	10,94	41	142	46	10	6
F1352HUN-10.95	10,95	41	142	46	10	6
F1352HUN-10.96	10,96	41	142	46	10	6
F1352HUN-10.97	10,97	41	142	46	10	6
F1352HUN-10.98	10,98	41	142	46	10	6
F1352HUN-10.99	10,99	41	142	46	10	6
F1352HUN-11.01	11,01	41	142	46	10	6
F1352HUN-11.02	11,02	41	142	46	10	6
F1352HUN-11.03	11,03	41	142	46	10	6
F1352HUN-11.04	11,04	41	142	46	10	6
F1352HUN-11.05	11,05	41	142	46	10	6
F1352HUN-11.06	11,06	41	142	46	10	6
F1352HUN-11.07	11,07	41	142	46	10	6
F1352HUN-11.08	11,08	41	142	46	10	6
F1352HUN-11.09	11,09	41	142	46	10	6
F1352HUN-11.1	11,1	41	142	46	10	6
F1352HUN-11.11	11,11	41	142	46	10	6
F1352HUN-11.12	11,12	41	142	46	10	6
F1352HUN-11.13	11,13	41	142	46	10	6
F1352HUN-11.14	11,14	41	142	46	10	6
F1352HUN-11.15	11,15	41	142	46	10	6
F1352HUN-11.16	11,16	41	142	46	10	6
F1352HUN-11.17	11,17	41	142	46	10	6
F1352HUN-11.18	11,18	41	142	46	10	6
F1352HUN-11.19	11,19	41	142	46	10	6
F1352HUN-11.2	11,2	41	142	46	10	6
F1352HUN-11.21	11,21	41	142	46	10	6
F1352HUN-11.22	11,22	41	142	46	10	6
F1352HUN-11.23	11,23	41	142	46	10	6
F1352HUN-11.24	11,24	41	142	46	10	6
F1352HUN-11.25	11,25	41	142	46	10	6
F1352HUN-11.26	11,26	41	142	46	10	6
F1352HUN-11.27	11,27	41	142	46	10	6
F1352HUN-11.28	11,28	41	142	46	10	6
F1352HUN-11.29	11,29	41	142	46	10	6
F1352HUN-11.3	11,3	41	142	46	10	6
F1352HUN-11.31	11,31	41	142	46	10	6
F1352HUN-11.32	11,32	41	142	46	10	6
F1352HUN-11.33	11,33	41	142	46	10	6
F1352HUN-11.34	11,34	41	142	46	10	6
F1352HUN-11.35	11,35	41	142	46	10	6
F1352HUN-11.36	11,36	41	142	46	10	6
F1352HUN-11.37	11,37	41	142	46	10	6
F1352HUN-11.38	11,38	41	142	46	10	6

刀具

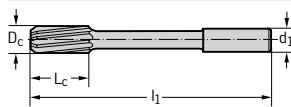


Cylindrical shank

牌号	D _c mm	L _c mm	l ₁ mm	l _s mm	h ₉	Z
F1352HUN-11.39	11,39	41	142	46	10	6
F1352HUN-11.4	11,4	41	142	46	10	6
F1352HUN-11.41	11,41	41	142	46	10	6
F1352HUN-11.42	11,42	41	142	46	10	6
F1352HUN-11.43	11,43	41	142	46	10	6
F1352HUN-11.44	11,44	41	142	46	10	6
F1352HUN-11.45	11,45	41	142	46	10	6
F1352HUN-11.46	11,46	41	142	46	10	6
F1352HUN-11.47	11,47	41	142	46	10	6
F1352HUN-11.48	11,48	41	142	46	10	6
F1352HUN-11.49	11,49	41	142	46	10	6
F1352HUN-11.51	11,51	41	142	46	10	6
F1352HUN-11.52	11,52	41	142	46	10	6
F1352HUN-11.53	11,53	41	142	46	10	6
F1352HUN-11.54	11,54	41	142	46	10	6
F1352HUN-11.55	11,55	41	142	46	10	6
F1352HUN-11.56	11,56	41	142	46	10	6
F1352HUN-11.57	11,57	41	142	46	10	6
F1352HUN-11.58	11,58	41	142	46	10	6
F1352HUN-11.59	11,59	41	142	46	10	6
F1352HUN-11.6	11,6	41	142	46	10	6
F1352HUN-11.61	11,61	41	142	46	10	6
F1352HUN-11.62	11,62	41	142	46	10	6
F1352HUN-11.63	11,63	41	142	46	10	6
F1352HUN-11.64	11,64	41	142	46	10	6
F1352HUN-11.65	11,65	41	142	46	10	6
F1352HUN-11.66	11,66	41	142	46	10	6
F1352HUN-11.67	11,67	41	142	46	10	6
F1352HUN-11.68	11,68	41	142	46	10	6
F1352HUN-11.69	11,69	41	142	46	10	6
F1352HUN-11.7	11,7	41	142	46	10	6
F1352HUN-11.71	11,71	41	142	46	10	6
F1352HUN-11.72	11,72	41	142	46	10	6
F1352HUN-11.73	11,73	41	142	46	10	6
F1352HUN-11.74	11,74	41	142	46	10	6
F1352HUN-11.75	11,75	41	142	46	10	6
F1352HUN-11.76	11,76	41	142	46	10	6
F1352HUN-11.77	11,77	41	142	46	10	6
F1352HUN-11.78	11,78	41	142	46	10	6
F1352HUN-11.79	11,79	41	142	46	10	6
F1352HUN-11.8	11,8	41	142	46	10	6
F1352HUN-11.81	11,81	44	151	46	10	6
F1352HUN-11.82	11,82	44	151	46	10	6
F1352HUN-11.83	11,83	44	151	46	10	6
F1352HUN-11.84	11,84	44	151	46	10	6
F1352HUN-11.85	11,85	44	151	46	10	6
F1352HUN-11.86	11,86	44	151	46	10	6
F1352HUN-11.87	11,87	44	151	46	10	6

B3

刀具



Cylindrical shank

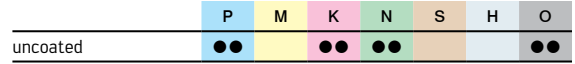
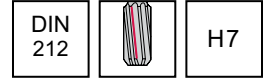
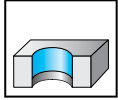
牌号	D _c mm	L _c mm	l ₁ mm	l ₅ mm	h9	Z
F1352HUN-11.88	11.88	44	151	46	10	6
F1352HUN-11.89	11.89	44	151	46	10	6
F1352HUN-11.9	11.9	44	151	46	10	6
F1352HUN-11.91	11.91	44	151	46	10	6
F1352HUN-11.92	11.92	44	151	46	10	6
F1352HUN-11.93	11.93	44	151	46	10	6
F1352HUN-11.94	11.94	44	151	46	10	6
F1352HUN-11.95	11.95	44	151	46	10	6
F1352HUN-11.96	11.96	44	151	46	10	6
F1352HUN-11.97	11.97	44	151	46	10	6
F1352HUN-11.98	11.98	44	151	46	10	6
F1352HUN-11.99	11.99	44	151	46	10	6
F1352HUN-12	12	44	151	46	10	6

高速钢机用铰刀

F1352



- 瓦尔特标准至直径 1.3 mm
- 两端带定心尖, 至直径 3.7 mm



刀具	牌号	D _c mm	L _c mm	l ₁ mm	h9	Z
	F1352-0.9	0.9	6	34	1	3
	F1352-1	1	6	34	1	3
	F1352-1.1	1.1	7	36	1	3
	F1352-1.2	1.2	8	38	1	3
	F1352-1.3	1.3	8	38	1	3
	F1352-1.4	1.4	8	40	1	3
	F1352-1.5	1.5	8	40	2	3
	F1352-1.6	1.6	9	43	2	3
	F1352-1.7	1.7	9	43	2	3
	F1352-1.8	1.8	10	46	2	4
	F1352-1.9	1.9	10	46	2	4
	F1352-2	2	11	49	2	4
	F1352-2.1	2.1	11	49	2	4
	F1352-2.2	2.2	12	53	2	4
	F1352-2.3	2.3	12	53	2	4
	F1352-2.4	2.4	14	57	2	4
	F1352-2.5	2.5	14	57	3	4
	F1352-2.6	2.6	14	57	3	4
	F1352-2.7	2.7	15	61	3	6
	F1352-2.8	2.8	15	61	3	6
	F1352-2.9	2.9	15	61	3	6
	F1352-3	3	15	61	3	6
	F1352-3.1	3.1	16	65	3	6
	F1352-3.2	3.2	16	65	3	6
	F1352-3.3	3.3	16	65	3	6
	F1352-3.4	3.4	18	70	3	6
	F1352-3.5	3.5	18	70	4	6
	F1352-3.6	3.6	18	70	4	6
	F1352-3.7	3.7	18	70	4	6
	F1352-3.8	3.8	19	75	4	6
	F1352-3.9	3.9	19	75	4	6
	F1352-4	4	19	75	4	6
	F1352-4.1	4.1	19	75	4	6
	F1352-4.2	4.2	19	75	4	6
	F1352-4.3	4.3	21	80	5	6

Cylindrical shank

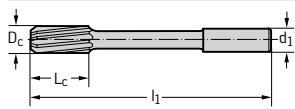
B3

WALTER SELECT

最佳刀具, 用于... → 良好的 = 😊 → 一般的 = 😐 → 不利的 = ☹️ 加工条件

●● 主要应用 ● 其他应用

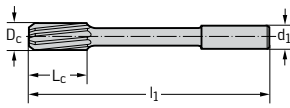
刀具



Cylindrical shank

牌号	D _c mm	L _c mm	l ₁ mm	h9	Z
F1352-4.4	4,4	21	80	5	6
F1352-4.5	4,5	21	80	5	6
F1352-4.6	4,6	21	80	5	6
F1352-4.7	4,7	21	80	5	6
F1352-4.8	4,8	23	86	5	6
F1352-4.9	4,9	23	86	5	6
F1352-5	5	23	86	5	6
F1352-5.1	5,1	23	86	5	6
F1352-5.2	5,2	23	86	5	6
F1352-5.3	5,3	23	86	5	6
F1352-5.4	5,4	26	93	6	6
F1352-5.5	5,5	26	93	6	6
F1352-5.6	5,6	26	93	6	6
F1352-5.7	5,7	26	93	6	6
F1352-5.8	5,8	26	93	6	6
F1352-5.9	5,9	26	93	6	6
F1352-6	6	26	93	6	6
F1352-6.1	6,1	28	101	6	6
F1352-6.2	6,2	28	101	6	6
F1352-6.3	6,3	28	101	6	6
F1352-6.4	6,4	28	101	6	6
F1352-6.5	6,5	28	101	6	6
F1352-6.6	6,6	28	101	6	6
F1352-6.7	6,7	28	101	6	6
F1352-6.8	6,8	31	109	7	6
F1352-6.9	6,9	31	109	7	6
F1352-7	7	31	109	7	6
F1352-7.1	7,1	31	109	7	6
F1352-7.2	7,2	31	109	7	6
F1352-7.3	7,3	31	109	7	6
F1352-7.4	7,4	31	109	7	6
F1352-7.5	7,5	31	109	7	6
F1352-7.6	7,6	33	117	8	6
F1352-7.7	7,7	33	117	8	6
F1352-7.8	7,8	33	117	8	6
F1352-7.9	7,9	33	117	8	6
F1352-8	8	33	117	8	6
F1352-8.1	8,1	33	117	8	6
F1352-8.2	8,2	33	117	8	6
F1352-8.3	8,3	33	117	8	6
F1352-8.4	8,4	33	117	8	6
F1352-8.5	8,5	33	117	8	6
F1352-8.6	8,6	36	125	9	6
F1352-8.7	8,7	36	125	9	6
F1352-8.8	8,8	36	125	9	6
F1352-8.9	8,9	36	125	9	6
F1352-9	9	36	125	9	6
F1352-9.1	9,1	36	125	9	6

刀具



Cylindrical shank

牌号	D _c mm	L _c mm	l ₁ mm	h9	Z
F1352-9.2	9,2	36	125	9	6
F1352-9.3	9,3	36	125	9	6
F1352-9.4	9,4	36	125	9	6
F1352-9.5	9,5	36	125	9	6
F1352-9.6	9,6	38	133	10	6
F1352-9.7	9,7	38	133	10	6
F1352-9.8	9,8	38	133	10	6
F1352-9.9	9,9	38	133	10	6
F1352-10	10	38	133	10	6
F1352-10.1	10,1	38	133	10	6
F1352-10.2	10,2	38	133	10	6
F1352-10.3	10,3	38	133	10	6
F1352-10.4	10,4	38	133	10	6
F1352-10.5	10,5	38	133	10	6
F1352-10.6	10,6	38	133	10	6
F1352-10.7	10,7	41	142	10	6
F1352-10.8	10,8	41	142	10	6
F1352-10.9	10,9	41	142	10	6
F1352-11	11	41	142	10	6
F1352-11.5	11,5	41	142	10	6
F1352-12	12	44	151	10	6
F1352-12.5	12,5	44	151	10	6
F1352-13	13	44	151	10	6
F1352-13.5	13,5	47	160	13	8
F1352-14	14	47	160	13	8
F1352-14.5	14,5	50	162	13	8
F1352-15	15	50	162	13	8
F1352-15.5	15,5	52	170	13	8
F1352-16	16	52	170	13	8
F1352-16.5	16,5	54	175	14	8
F1352-17	17	54	175	14	8
F1352-17.5	17,5	56	182	14	8
F1352-18	18	56	182	14	8
F1352-18.5	18,5	58	189	16	8
F1352-19	19	58	189	16	8
F1352-19.5	19,5	60	195	16	8
F1352-20	20	60	195	16	8

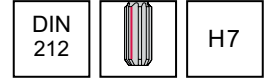
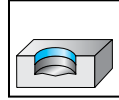
B3

高速钢机用铰刀

F1342

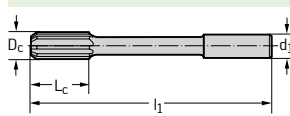


- 瓦尔特标准至直径 2.1 mm
- 两端带定心尖, 至直径 3.7 mm



	P	M	K	N	S	H	O
uncoated	●●		●●	●●			●●

刀具



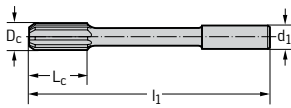
Cylindrical shank

牌号	D _c mm	L _c mm	l ₁ mm	h9	Z
F1342-1	1	6	34	1	3
F1342-1.1	1,1	7	36	1	3
F1342-1.2	1,2	7	36	1	3
F1342-1.3	1,3	8	38	1	3
F1342-1.4	1,4	8	40	1	3
F1342-1.5	1,5	8	40	1	3
F1342-1.6	1,6	9	43	2	3
F1342-1.7	1,7	9	43	2	3
F1342-1.8	1,8	10	46	2	4
F1342-1.9	1,9	10	46	2	4
F1342-2	2	11	49	2	4
F1342-2.1	2,1	11	49	2	4
F1342-2.2	2,2	12	53	2	4
F1342-2.3	2,3	12	53	2	4
F1342-2.4	2,4	14	57	2	4
F1342-2.5	2,5	14	57	3	4
F1342-2.6	2,6	14	57	3	4
F1342-2.7	2,7	15	61	3	6
F1342-2.8	2,8	15	61	3	6
F1342-2.9	2,9	15	61	3	6
F1342-3	3	15	61	3	6
F1342-3.1	3,1	16	65	3	6
F1342-3.2	3,2	16	65	3	6
F1342-3.3	3,3	16	65	3	6
F1342-3.4	3,4	18	70	3	6
F1342-3.5	3,5	18	70	4	6
F1342-3.6	3,6	18	70	4	6
F1342-3.7	3,7	18	70	4	6
F1342-3.8	3,8	19	75	4	6
F1342-3.9	3,9	19	75	4	6
F1342-4	4	19	75	4	6
F1342-4.1	4,1	19	75	4	6
F1342-4.2	4,2	19	75	4	6
F1342-4.3	4,3	21	80	5	6
F1342-4.4	4,4	21	80	5	6

**WALTER
SELECT**

●● 主要应用 ● 其他应用
 最佳刀具, 用于... → 良好的 = 😊 → 一般的 = 😐 → 不利的 = ☹️ 加工条件

刀具

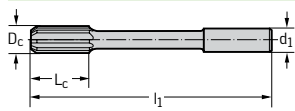


Cylindrical shank

牌号	D _c mm	L _c mm	l ₁ mm	h9	Z
F1342-4.5	4,5	21	80	5	6
F1342-4.6	4,6	21	80	5	6
F1342-4.7	4,7	21	80	5	6
F1342-4.8	4,8	23	86	5	6
F1342-4.9	4,9	23	86	5	6
F1342-5	5	23	86	5	6
F1342-5.1	5,1	23	86	5	6
F1342-5.2	5,2	23	86	5	6
F1342-5.3	5,3	23	86	5	6
F1342-5.4	5,4	26	93	6	6
F1342-5.5	5,5	26	93	6	6
F1342-5.6	5,6	26	93	6	6
F1342-5.7	5,7	26	93	6	6
F1342-5.8	5,8	26	93	6	6
F1342-5.9	5,9	26	93	6	6
F1342-6	6	26	93	6	6
F1342-6.1	6,1	28	101	6	6
F1342-6.2	6,2	28	101	6	6
F1342-6.3	6,3	28	101	6	6
F1342-6.4	6,4	28	101	6	6
F1342-6.5	6,5	28	101	6	6
F1342-6.6	6,6	28	101	6	6
F1342-6.7	6,7	28	101	6	6
F1342-6.8	6,8	31	109	7	6
F1342-6.9	6,9	31	109	7	6
F1342-7	7	31	109	7	6
F1342-7.1	7,1	31	109	7	6
F1342-7.2	7,2	31	109	7	6
F1342-7.3	7,3	31	109	7	6
F1342-7.4	7,4	31	109	7	6
F1342-7.5	7,5	31	109	7	6
F1342-7.6	7,6	33	117	8	6
F1342-7.7	7,7	33	117	8	6
F1342-7.8	7,8	33	117	8	6
F1342-7.9	7,9	33	117	8	6
F1342-8	8	33	117	8	6
F1342-8.1	8,1	33	117	8	6
F1342-8.2	8,2	33	117	8	6
F1342-8.3	8,3	33	117	8	6
F1342-8.4	8,4	33	117	8	6
F1342-8.5	8,5	33	117	8	6
F1342-8.6	8,6	36	125	9	6
F1342-8.7	8,7	36	125	9	6
F1342-8.8	8,8	36	125	9	6
F1342-8.9	8,9	36	125	9	6
F1342-9	9	36	125	9	6
F1342-9.1	9,1	36	125	9	6
F1342-9.2	9,2	36	125	9	6

B3

刀具



Cylindrical shank

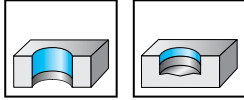
牌号	D _c mm	L _c mm	l ₁ mm	h9	Z
F1342-9.3	9,3	36	125	9	6
F1342-9.4	9,4	36	125	9	6
F1342-9.5	9,5	36	125	9	6
F1342-9.6	9,6	38	133	10	6
F1342-9.7	9,7	38	133	10	6
F1342-9.8	9,8	38	133	10	6
F1342-9.9	9,9	38	133	10	6
F1342-10	10	38	133	10	6
F1342-10.1	10,1	38	133	10	6
F1342-10.2	10,2	38	133	10	6
F1342-10.3	10,3	38	133	10	6
F1342-10.4	10,4	38	133	10	6
F1342-10.5	10,5	38	133	10	6
F1342-10.6	10,6	38	133	10	6
F1342-10.7	10,7	41	142	10	6
F1342-10.8	10,8	41	142	10	6
F1342-10.9	10,9	41	142	10	6
F1342-11	11	41	142	10	6
F1342-11.5	11,5	41	142	10	6
F1342-12	12	44	151	10	6
F1342-12.5	12,5	44	151	10	6
F1342-13	13	44	151	10	6
F1342-13.5	13,5	47	160	13	6
F1342-14	14	47	160	13	8
F1342-14.5	14,5	50	162	13	8
F1342-15	15	50	162	13	8
F1342-15.5	15,5	52	170	13	8
F1342-16	16	52	170	13	8
F1342-16.5	16,5	54	175	14	8
F1342-17	17	54	175	14	8
F1342-17.5	17,5	56	182	14	8
F1342-18	18	56	182	14	8
F1342-18.5	18,5	58	189	16	8
F1342-19	19	58	189	16	8
F1342-19.5	19,5	60	195	16	8
F1342-20	20	60	195	16	8

高速钢机用锥形铰刀

F3234



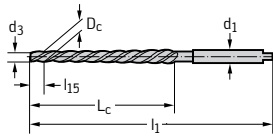
- 用于符合 DIN EN 28736 标准的锥形销; 28737 / 28744
 - 用于符合 DIN 258 标准的锥形销; 1447 / 7977 / 7978



	P	M	K	N	S	H	O
uncoated	●●		●●	●●			●●

刀具

牌号	D _c mm	L _c mm	l ₁ mm	l ₁₅ mm	h ₉	d ₃ mm	Z
F3234-1	1	33	60	5	1,4	0,9	2
F3234-1.5	1,5	42	70	5	2,1	1,4	2
F3234-2	2	48	86	5	3,2	1,9	3
F3234-2.5	2,5	48	86	5	3,2	2,4	3
F3234-3	3	58	100	5	4	2,9	3
F3234-4	4	68	112	5	5	3,9	3
F3234-5	5	73	122	5	6,3	4,9	3
F3234-6	6	105	160	5	8	5,9	3
F3234-8	8	145	207	5	10	7,9	3
F3234-10	10	175	245	5	12,5	9,9	3
F3234-12	12	210	290	10	16	11,8	3



Cylindrical shank

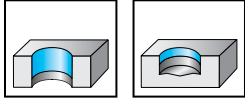
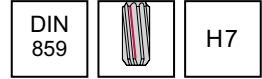
B3

高速钢可调手用铰刀

F1231

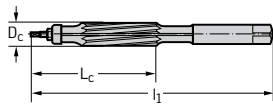


- 调整范围 : $0.01 \times D_c$



	P	M	K	N	S	H	O
uncoated	●●		●●	●●			●●

刀具



牌号	D _c mm	L _c mm	l ₁ mm	Z
F1231-8	8	42	115	9
F1231-9	9	46	124	9
F1231-10	10	50	133	9
F1231-11	11	51	142	9
F1231-12	12	56	152	9
F1231-13	13	56	152	9
F1231-14	14	61	163	9
F1231-15	15	61	163	9
F1231-16	16	67	175	9
F1231-17	17	67	175	9
F1231-18	18	68	188	9
F1231-19	19	68	188	9
F1231-20	20	75	201	9
F1231-22	22	82	215	12
F1231-24	24	85	231	12
F1231-25	25	85	231	12
F1231-26	26	85	231	12
F1231-28	28	94	247	12
F1231-30	30	94	247	12

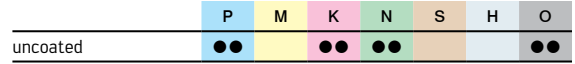
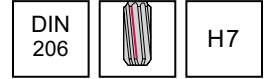
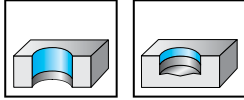
B3

高速钢手用铰刀

F1131



- 长倒角



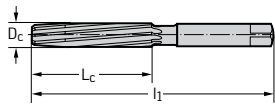
刀具	牌号	D _c mm	L _c mm	l ₁ mm	Z
	F1131-1	1	13	34	3
	F1131-1.2	1.2	17	38	3
	F1131-1.4	1.4	20	41	3
	F1131-1.5	1.5	20	41	3
	F1131-1.6	1.6	21	44	3
	F1131-1.7	1.7	21	44	3
	F1131-1.8	1.8	23	47	4
	F1131-1.9	1.9	23	47	4
	F1131-2	2	25	50	4
	F1131-2.1	2.1	25	50	4
	F1131-2.2	2.2	27	54	4
	F1131-2.3	2.3	27	54	4
	F1131-2.4	2.4	29	58	4
	F1131-2.5	2.5	29	58	4
	F1131-2.6	2.6	29	58	4
	F1131-2.7	2.7	31	62	6
	F1131-2.8	2.8	31	62	6
	F1131-2.9	2.9	31	62	6
	F1131-3	3	31	62	6
	F1131-3.1	3.1	33	66	6
	F1131-3.2	3.2	33	66	6
	F1131-3.3	3.3	33	66	6
	F1131-3.4	3.4	35	71	6
	F1131-3.5	3.5	35	71	6
	F1131-3.6	3.6	35	71	6
	F1131-3.7	3.7	35	71	6
	F1131-3.8	3.8	38	76	6
	F1131-3.9	3.9	38	76	6
	F1131-4	4	38	76	6
	F1131-4.1	4.1	38	76	6
	F1131-4.2	4.2	38	76	6
	F1131-4.3	4.3	41	81	6
	F1131-4.4	4.4	41	81	6
	F1131-4.5	4.5	41	81	6
	F1131-4.6	4.6	41	81	6

Cylindrical shank

B3

●● 主要应用 ● 其他应用
 最佳刀具, 用于... → 良好的 = ☺ → 一般的 = ☹ → 不利的 = ☹ 加工条件

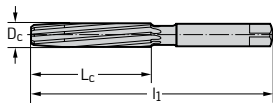
刀具



Cylindrical shank

牌号	D _c mm	L _c mm	l ₁ mm	Z
F1131-4.7	4,7	41	81	6
F1131-4.8	4,8	44	87	6
F1131-4.9	4,9	44	87	6
F1131-5	5	44	87	6
F1131-5.1	5,1	44	87	6
F1131-5.2	5,2	44	87	6
F1131-5.4	5,4	47	93	6
F1131-5.5	5,5	47	93	6
F1131-5.6	5,6	47	93	6
F1131-5.7	5,7	47	93	6
F1131-5.8	5,8	47	93	6
F1131-5.9	5,9	47	93	6
F1131-6	6	47	93	6
F1131-6.1	6,1	50	100	6
F1131-6.2	6,2	50	100	6
F1131-6.3	6,3	50	100	6
F1131-6.4	6,4	50	100	6
F1131-6.5	6,5	50	100	6
F1131-6.6	6,6	50	100	6
F1131-6.7	6,7	50	100	6
F1131-6.8	6,8	54	107	6
F1131-6.9	6,9	54	107	6
F1131-7	7	54	107	6
F1131-7.1	7,1	54	107	6
F1131-7.2	7,2	54	107	6
F1131-7.3	7,3	54	107	6
F1131-7.4	7,4	54	107	6
F1131-7.5	7,5	54	107	6
F1131-7.7	7,7	58	115	6
F1131-7.8	7,8	58	115	6
F1131-7.9	7,9	58	115	6
F1131-8	8	58	115	6
F1131-8.1	8,1	58	115	6
F1131-8.2	8,2	58	115	6
F1131-8.3	8,3	58	115	6
F1131-8.4	8,4	58	115	6
F1131-8.5	8,5	58	115	6
F1131-8.7	8,7	62	124	6
F1131-8.8	8,8	62	124	6
F1131-8.9	8,9	62	124	6
F1131-9	9	62	124	6
F1131-9.1	9,1	62	124	6
F1131-9.2	9,2	62	124	6
F1131-9.3	9,3	62	124	6
F1131-9.4	9,4	62	124	6
F1131-9.5	9,5	62	124	6
F1131-9.6	9,6	66	133	6
F1131-9.7	9,7	66	133	6

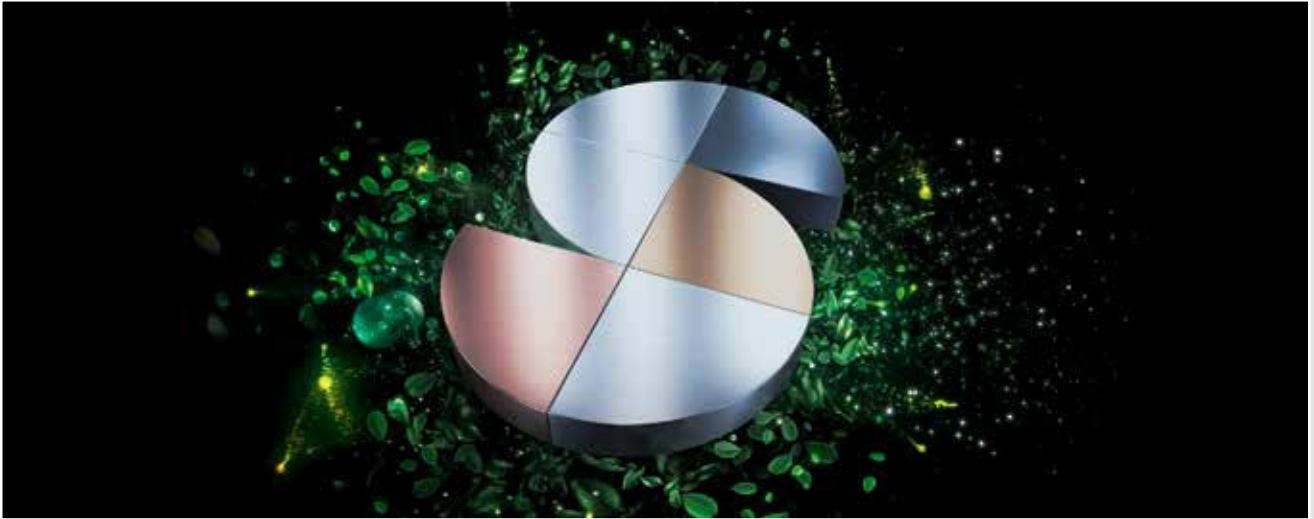
刀具



Cylindrical shank

牌号	D _c mm	L _c mm	l ₁ mm	Z
F1131-9.8	9,8	66	133	6
F1131-10	10	66	133	6
F1131-10.5	10,5	66	133	6
F1131-11	11	71	142	6
F1131-11.5	11,5	71	142	6
F1131-12	12	76	152	6
F1131-12.5	12,5	76	152	6
F1131-13	13	76	152	6
F1131-13.5	13,5	81	163	8
F1131-14	14	81	163	8
F1131-14.5	14,5	81	163	8
F1131-15	15	81	163	8
F1131-16	16	87	175	8
F1131-16.5	16,5	87	175	8
F1131-17	17	87	175	8
F1131-18	18	93	188	8
F1131-18.5	18,5	93	188	8
F1131-19	19	93	188	8
F1131-19.5	19,5	100	201	8
F1131-20	20	100	201	8
F1131-20.5	20,5	100	201	8
F1131-21	21	100	201	8
F1131-21.5	21,5	100	201	8
F1131-22	22	107	215	8
F1131-23	23	107	215	8
F1131-25	25	115	231	8
F1131-26	26	115	231	8
F1131-28	28	124	247	10
F1131-30	30	124	247	10
F1131-32	32	133	265	10

B3



秉持可持续理念的产品和服务 —— 权威认证，过程透明

瓦尔特是一家以造福人类、改善环境为己任的企业。可持续性是我们企业战略的核心组成部分。该理念贯穿于我们的产品和服务和企业各部门，并定期由第三方独立机构进行审核和认证。

按照高标准制造，并经得起验证

我们所采用的所有过程、工艺、方法和设备都由独立机构按照严苛的标准进行了验证和评估：劳动保护、质量保证和环保措施（例如通过资源保护、高能效和碳补偿型加工）是最佳佐证。我们的社会承诺体现出瓦尔特兼济天下的责任感。

整个过程链保持高度透明 —— 令您更加安心

瓦尔特的综合管理体系涵盖了以可持续理念处理资源和生产资料，也包括以可持续理念与我们的客户、合作伙伴和员工等人员打交道。我们的所有产品在整个过程链中都能满足这些要求，对此您可以充分信任，因为我们同样是对自己的标准来要求我们的供应商的。

认证

瓦尔特的综合管理体系包含以下各项认证：

- ISO 9001 (质量管理体系)
- VDA 6.4 (汽车工业生产设备)
- ISO 14001 (环境管理体系)
- ISO 45001 (劳动保护管理体系)
- ISO 50001 (能源管理体系)



更多有关瓦尔特的认证信息，请在此查阅：



劳动与健康保护

瓦尔特保护其员工免受健康损害。为避免发生事故，我们对我们的过程进行不间断的检查，并通过前瞻性措施进行预防。



环境及能源管理

对于瓦尔特而言，环境保护是一项重要的企业目标。我们高效使用能源，并采取行之有效的方法，以可持续的理念降低能源、水和资源的消耗。



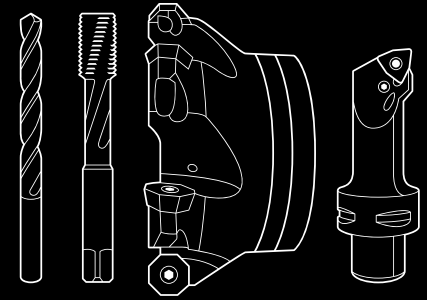
质量管理

瓦尔特不断改进其产品和过程。通过有效的措施和方法保证我们的质量——并通过全面的质量管理体系，定期对其进行审核。

Walter AG

Derendinger Straße 53, 72072 Tübingen
Postfach 2049, 72010 Tübingen
Germany

walter-tools.com



Europe

Walter Austria GmbH

Wien, Österreich
+43 1 5127300-0, service.at@walter-tools.com

Walter Benelux N.V./S.A.

Zaventem, Belgique
(B) +32 (02) 7258500
(NL) +31 (0) 900 26585-22
service.benelux@walter-tools.com

Walter (Schweiz) AG

Solothurn, Schweiz
+41 (0) 32 617 40 72, service.ch@walter-tools.com

Walter CZ s.r.o.

Kurim, Czech Republic
+420 (0) 541 423352, service.cz@walter-tools.com

Walter Deutschland GmbH

Frankfurt, Deutschland
+49 (0) 69 78902-100, service.de@walter-tools.com

Walter France

Soultz-sous-Forêts, France
+33 (0) 3 88 80 20 00, service.fr@walter-tools.com

Walter Hungária Kft.

Budapest, Magyarország
+36 1 464 7160, service.hu@walter-tools.com

Walter Tools Ibérica S.A.U.

El Prat de Llobregat, España
+34 934 796760, service.iberica@walter-tools.com

Walter Italia s.r.l.

Via Volta, s.n.c., 22071 Cadorago - CO, Italia
+39 031 926-111, service.it@walter-tools.com

Walter Norden AB

Halmstad, Sweden
+46 (0) 35 16 53 00, service.norden@walter-tools.com

Walter Polska Sp. z o.o.

Warszawa, Polska
+48 (0) 22 8520495, service.pl@walter-tools.com

Walter Tools SRL

Timisoara, România
+40 (0) 256 406218, service.ro@walter-tools.com

ООО „Вальтер“

г. Санкт-Петербург
+7 (812) 334 54 56, service.ru@walter-tools.com

Walter Tools d.o.o.

Maribor, Slovenija
+386 (2) 629 01 30, service.si@walter-tools.com

Walter Slovakia, s.r.o.

Nitra, Slovakia
+421 (0) 37 3260 910, service.sk@walter-tools.com

Walter Kesici Takımlar Sanayi ve Ticaret Ltd. Şti.

Bursa, Türkiye
+90 (0) 216 528 1900 Pbx, service.tr@walter-tools.com

Walter GB Ltd.

Bromsgrove, England
+44 (1527) 839 450, service.uk@walter-tools.com

Asia

Walter Wuxi Co. Ltd.

Wuxi, Jiangsu, P.R. China
+86 (510) 853 72199, service.cn@walter-tools.com

Walter Wuxi Co. Ltd.

中国江苏省无锡市新区新畅南路 3 号
电话: +86-510-8537 2199 邮编: 214028
客服热线: 400 1510 510
邮箱: service.cn@walter-tools.com

Walter Tools India Pvt. Ltd.

Pune, India
+91 (20) 6773 7300, service.in@walter-tools.com

Walter Japan K.K.

Nagoya, Japan
+81 (52) 533 6135, service.jp@walter-tools.com

ワルタージャパン株式会社

名古屋市中村区名駅二丁目 45 番 7 号
+81 (0) 52 533 6135, service.jp@walter-tools.com

Walter Korea Ltd.

Anyang-si Gyeonggi-do, Korea
+82 (31) 337 6100, service.wkr@walter-tools.com

한국발터(주)

경기도 안양시 동안구 학의로 282
금강펜테리움 106호 14056
+82 (0) 31 337 6100, service.wkr@walter-tools.com

Walter Malaysia Sdn. Bhd.

Selangor D.E., Malaysia
+60(3)-5624 4265, service.my@walter-tools.com

Walter AG Singapore Pte. Ltd.

+65 6773 6180, service.sg@walter-tools.com

Walter (Thailand) Co., Ltd.

Bangkok, 10120, Thailand
+66 2 687 0388, service.th@walter-tools.com