Seeking Global Agents

诚招全球合作伙伴

百万库存 | 方案设计 | 非标定做

In stock | Project design | Customized

专业小镗刀生产制造商

Professional Micro Boring Tool Manufacturer

2025

整体合金小径刀具

Supermini & Mini



中国小镗刀领先制造商

The leading micro tools manufacturer in China

公 司 简 介

公司成立于2012年，自创立以来专注于内孔小径刀的研发、生产、销售、以及为客户提供专业且有效的解决方案，是目前国内各品牌稳定的供应商。十几年一直秉承着对制造业的热爱与专注，在这过程中，我们不仅积累了丰富的制造经验，更是在产品研发、技术创新方面取得了显著成果。

作为一家集生产研制、新品开发、售前咨询、售后服务于一体的综合性企业，公司始终坚持以客户为中心，不断提升产品质量和服务水平，一直致力将最优质的品质和最完美的服务提供给客户。

Company Profile

Founded in 2012, We have focused on Internal Micro Tool research and development, production, sales and providing customers with professional and effective solutions since its inception. It is a stable supplier of various brands in China. For more than ten years, we have been adhering to the love and focus on the manufacturing industry, in the process, we have not only accumulated rich manufacturing experience, but also achieved remarkable results in product research and development, technological innovation.

As a comprehensive enterprise integrating production and development, new product development, pre-sales consultation and after-sales service, the company always adheres to the customer-centric, improves product quality and service level continuously, and has been committed to providing customers with the best quality and the most perfect service.

目录
Catalogue

车削材质选用表
Material selection table for turning

涂层牌号 Coating grade	涂层颜色 Coating colour	加工特性 Processing characteristics	用途 Purpose
T10	灰色 Grey	工况较好的精加工：耐磨性好、抗冲击力强、光洁度好 Good working condition:Good weaar resistance, Strong impact resistance,Good smoothness	不锈钢、钢件、难加工材料首选 Preferred choice for stainless steel,steel parts,and difficult to process materials 兼容铸铁、钛合金、高温合金加工 Compatible with processing of cast iron,titanium alloy,and high-temperature alloy processing
T20	黑色 Black	通用性强、耐磨性较好、光洁度较好 Strong versatility,Weaar resistance, Good smoothness	不锈钢加工首选 Preferred for stainless steel processing 兼容钢件、铸铁、不锈铁加工 Compatible with steel parts,cast iron,and stainless steel processing
T30	金黄色 Auratus	抗粘性强、光洁度较好 Strong anti stickiness,Good smoothness	低线速度加工、钢件、有色金属、铝合金加工首选 First choice for low speed machining,steel parts, non-ferrous metals,and alnminum alloy machining 兼容不锈钢、铸铁加工 Compatible with stainless steel and cast iro processing
T40	古铜色 Bronze	工况较好的精加工：耐磨性极强 Good working condition:Extremely strong wear resistance	钛合金、高硬材料加工首选 Preferred choice for titanium alloy and high hardness materials 兼容不锈钢、铸铁加工及工况较好精加工 Compatible with stainless steel,cast iron processing and finishing with good working conditions

切削参数
Cutting parameters

常用计算公式Commonly used formula

转速 S
Speed

$$S = \frac{Vc*1000}{3.14*Dc} \text{ (rev/min)}$$

切削速度（线速度）VC
Linear velocity

$$Vc = \frac{S*3.14*Dc}{1000} \text{ (m/min)}$$

Dc:工件直径（Workipece diameter）

每分钟切削长度 F
Cutting lenght per minute

$$F = f*S*T \text{ (mm/min)}$$

每齿进给量 f
Feed per tooth

$$f = \frac{F}{S*T} \text{ (mm/tooth)}$$

f:每齿进给量（Feed per tooth)T:刀具齿数（Number of setting teeth）

切削加工小常识
1.半精加工及粗加工最小切削深度应该尽量大于刀尖圆角。
2.最高的进给量应该小于刀尖圆角的一半。

Machine work common sense
1.The minimum cutting depth should be gerater than the re.
2.The highest feeding should be far less than the re.

内孔加工: Internal Machining

加工示意图/模拟加工: Simulated machining

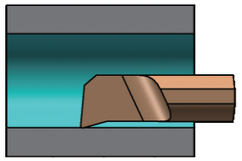

NR

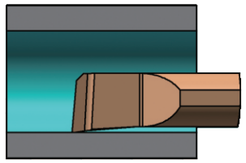

TR

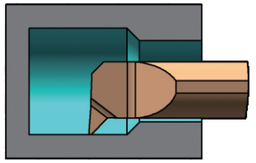

QR

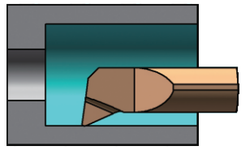

PR

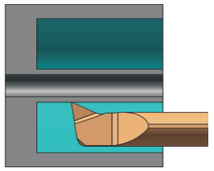

PL

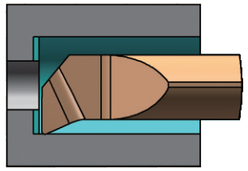

UR

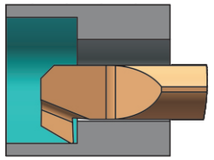

XR

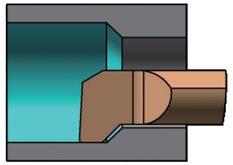

DR

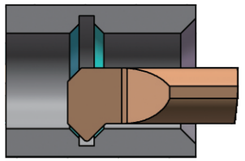

CR

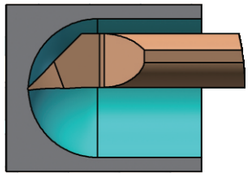

AR

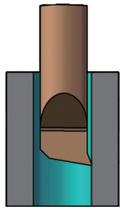

SBJ

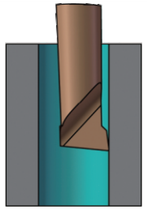

CA

内孔加工: Internal Machining

加工示意图/模拟加工: Simulated machining

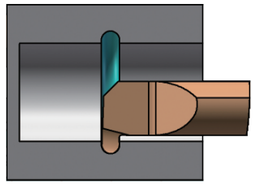

KR

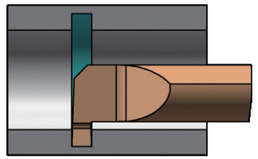

WR

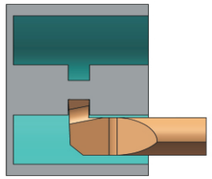

WL

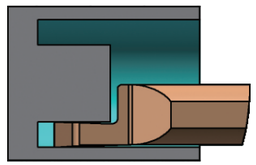

FR

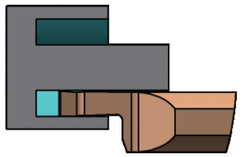

FL

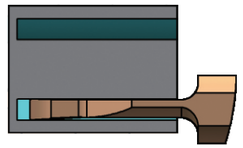

VR

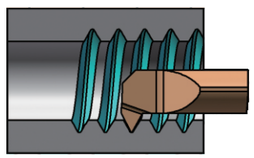

IR

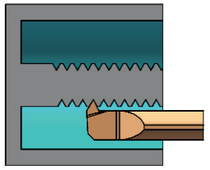

IL

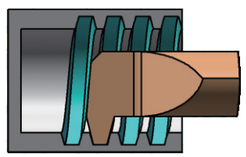

IR-30°



六角冲

单冲

整体硬质合金内孔刀具编制规则
Code System For Solid Carbide Internal Turning Tools

M	N	R	40	150	R010	D4	T40
①	②	③	④	⑤	⑥	⑦	⑧

① 系列 Series		
X	扁平定位 Flatten locking	T10
SB		T20
G		T30
M		T40
SC	后斜削定位 Ending center Pin locking	
Y	侧定位 带油槽出水 Side-locking with coolant hole	
VNBR	刀片式镗刀 Insert type Boring	
CB	三角定位 带油槽出水 Triangular locking with coolant hole	
PCD	超硬系列 PCD CBN	
CBN		

④ 最小加工直径 Min.Dia	
25	D2.5mm
40	D4.0mm

⑦ 刀具柄径 Bar Diameter	
D4	4mm
D6	6mm

⑤ 有效长度 Lenght	
150	15mm
200	20mm

⑧ 涂层 Coating	
T10	AlCrN
T20	AlTiN
T30	TiN
T40	AlTiSiN

② 产品功能 Function type	
N	车削 Boring
W	切槽 Grooving
I	螺纹 Threading

⑥ 刀尖半径(mm) corner Radius	
R010	0.1mm
R020	0.2mm
⑥ 槽宽 (方槽) Width（Grooving）	
05	0.5mm
15	1.5mm
⑥ 螺纹 Threading	
A60	部分齿形 60º Partal Profile 60º
A55	部分齿形 55º Partal Profile 55º

③ 切削方向 Cutting direction	
R	右刀 Right Hand
L	左刀 Left Hand

整体硬质合金内孔刀具编制规则
Code System For Solid Carbide Internal Turning Tools

M	T	R	4	15L	R0. 1	T40
①	②	③	④	⑤	⑥	⑦

① 系列 Series		
X	扁平定位 Flatten locking	T10
SB		T20
G		T30
M		T40
SC	后斜削定位 Ending center Pin locking	
Y	侧定位 带油槽出水 Side-locking with coolant hole	
VNBR	刀片式镗刀 Insert type Boring	
CB	三角定位 带油槽出水 Triangular locking with coolant hole	
PCD	超硬系列 PCD CBN	
CBN		

③ 切削方向 Cutting direction	
R	右刀 Right Hand
L	左刀 Left Hand

⑦ 涂层 Coating	
T10	AlCrN
T20	AlTiN
T30	TiN
T40	AlTiSiN

④ 最小加工直径 Min.Dia	
3	D3.0mm
4	D4.0mm

② 产品功能 Function type	
T	车削 Boring
P	仿形车削 Profiling and Boring
Q	仿形车削 Profiling and Boring
U	90º 端面仿形切削 Profiling, 90ºFace Boring
X	反向镗削 Back Turning
D	内孔镗刀 倒角 切槽 Thread Relief, Chamfering and Grooving
C	内孔镗刀及倒角 Chamfering and Boring
F	端面切槽 Face Grooving
V	深端槽 Face Grooving

⑤ 有效长度 Lenght	
15L	15mm
20L	20mm

⑥ 刀尖半径(mm) corner Radius	
R010	0.1mm
R020	0.2mm
⑥ 槽宽 (方槽) Width（Grooving）	
W1.5	1.5mm
W2.5	2.5mm

扁平定位系列
Flatten locking

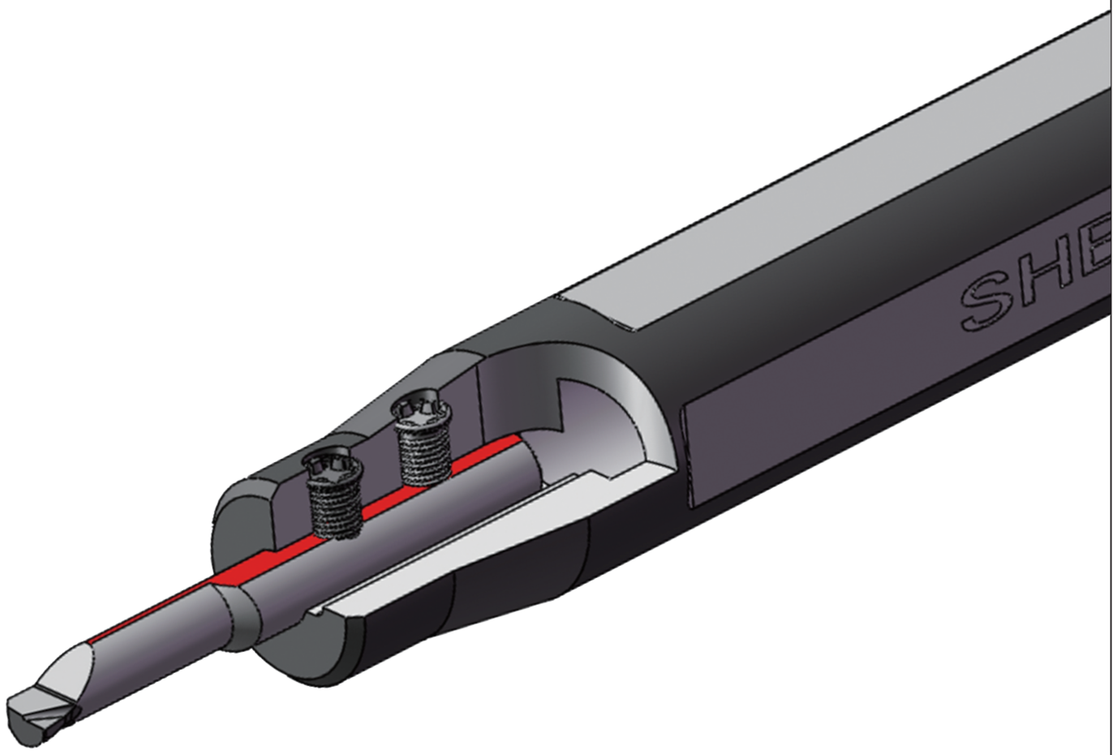

产品 System	SBFR	NR	TR	2-TR	PR	PL	QR	UR	XR	AR	DR	CR
页码 Seite/Page	A01	A03	A05	A08	A09	A11	A12	A13	A14	A15	A16	A17

产品 System	WR	WL	KR	FR	FL	VR	IR 60°	IL 60°	IR 55°	IL 55°	IR-A30	SHB
页码 Seite/Page	A18	A20	A21	A22	A23	A24	A25	A26	A27	A28	A29	A30

扁平定位系列
Flatten locking

SBFR
万能型 内孔车削 Boring

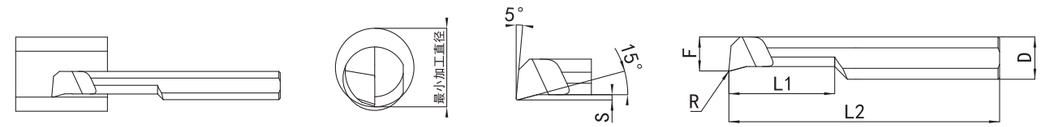

型号规格 Specifications	F	L1	S	R	D	L2	最小加工孔径 Min.Dia	无涂层 uncoated	T20
SBFR10030R005-D4	0.8	3	0.2	0.05	D4	40	1.0	●	●
SBFR15050R010-D4	1.2	5	0.2	0.1	D4	40	1.5	●	●
SBFR20070R010-D4	1.7	7	0.2	0.1	D4	40	2.0	●	●
SBFR25070R010-D4	2.3	7	0.4	0.1	D4	40	2.5	●	●
SBFR25120R010-D4		12						●	●
SBFR30100R010-D4	2.7	10	0.4	0.1	D4	50	3.0	●	●
SBFR30150R010-D4		15						●	●
SBFR35100R015-D4	3.2	10	0.5	0.15	D4	50	3.5	●	●
SBFR35150R015-D4		15						●	●
SBFR40100R015-D4	3.7	10	0.5	0.15	D4	50	4.0	●	●
SBFR40150R015-D4		15						●	●
SBFR40200R015-D4		20						●	●
SBFR45150R015-D4	3.98	15	0.7	0.15	D4	50	4.5	●	●
SBFR45200R015-D4		20						●	●

●标准库存 Stock　○需预定 Available Upon Order
★定货示例：SBFR40200R015-D4 T20　　Order example：SBFR40200R015-D4 T20

P		△
M		▲
K		△
N	▲	△
S		△
H		

单位：mm
unit：mm

P:钢 Steel
M:不锈钢 Stainless steel
K:球墨铸铁 Ductile Cast lron
N:有色金属/铝合金 Non-ferrous metal/Al-alloys
S:钛合金/高温合金 Titanium Alloys/High temp alloys
H:硬材料 Hardened materials
▲ 最适合 Most Suitable
△ 适合 Suitabel

扁平定位系列
Flatten locking

SBFR
万能型 内孔车削 Boring

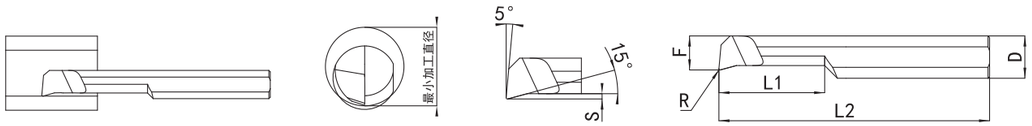

型号规格 Specifications	F	L1	S	R	D	L2	最小加工孔径 Min.Dia	无涂层 uncoated	T20
SBFR50150R020-D6	4.7	15	0.9	0.2	D6	50	5.0	•	•
SBFR50200R020-D6		20						•	•
SBFR50250R020-D6		25						•	•
SBFR50300R020-D6		30				60		•	•
SBFR55150R020-D6	5.2	15	0.9	0.2	D6	50	5.5	•	•
SBFR55200R020-D6		20						•	•
SBFR55250R020-D6		25						•	•
SBFR60150R020-D6	5.7	15	0.9	0.2	D6	50	6.0	•	•
SBFR60200R020-D6		20						•	•
SBFR60250R020-D6		25						•	•
SBFR60300R020-D6		30				60		•	•
SBFR80250R020-D8	7.8	25	1.0	0.2	D8	50	8.0	•	•

●标准库存 Stock　○需预定 Available Upon Order
★定货示例：SBFR80250R020-D8 T20　　Order example: SBFR80250R020-D8 T20

P		△
M		▲
K		△
N	▲	△
S		△
H		

单位：mm
unit: mm

P:钢 Steel
M:不锈钢 Stainless steel
K:球墨铸铁 Ductile Cast lron
N:有色金属/铝合金 Non-ferrous metal/Al-alloys
S:钛合金/高温合金 Titanium Alloys/High temp alloys
H:硬材料 Hardened materials
▲ 最适合 Most Suitable
△ 适合 Suitabel

扁平定位系列
Flatten locking

NR
万能型 内孔车削 Boring

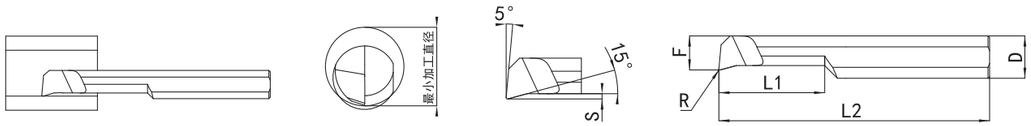

型号规格 Specifications	F	L1	S	R	D	L2	最小加工孔径 Min.Dia	无涂层 uncoated	T10 X	T30 G	T40 M
NR10030R005-D4	0.8	3	0.2	0.05	D4	40	1.0	•	•	•	•
NR15050R010-D4	1.2	5	0.2	0.1	D4	40	1.5	•	•	•	•
NR20070R010-D4	1.7	7	0.2	0.1	D4	40	2.0	•	•	•	•
NR25070R010-D4	2.3	7	0.4	0.1	D4	40	2.5	•	•	•	•
NR25120R010-D4		12						•	•	•	•
NR30100R010-D4	2.7	10	0.4	0.1	D4	50	3.0	•	•	•	•
NR30150R010-D4		15						•	•	•	•
NR35100R015-D4	3.2	10	0.5	0.15	D4	50	3.5	•	•	•	•
NR35150R015-D4		15						•	•	•	•
NR40100R015-D4	3.7	10	0.5	0.15	D4	50	4.0	•	•	•	•
NR40150R015-D4		15						•	•	•	•
NR40200R015-D4		20						•	•	•	•
NR45150R015-D4	3.98	15	0.7	0.15	D4	50	4.5	•	•	•	•
NR45200R015-D4		20						•	•	•	•

●标准库存 Stock　○需预定 Available Upon Order
★定货示例：XNR40200R015-D4 T10　　Order example: XNR40200R015-D4 T10

P		▲	▲	△
M		▲	△	△
K		△	△	△
N	▲	△	▲	
S		△		▲
H		△		▲

单位：mm
unit: mm

P:钢 Steel
M:不锈钢 Stainless steel
K:球墨铸铁 Ductile Cast lron
N:有色金属/铝合金 Non-ferrous metal/Al-alloys
S:钛合金/高温合金 Titanium Alloys/High temp alloys
H:硬材料 Hardened materials
▲ 最适合 Most Suitable
△ 适合 Suitabel

扁平定位系列
Flatten locking

NR
万能型 内孔车削 Boring

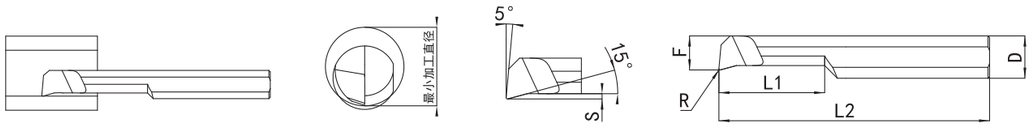

型号规格 Specifications	F	L1	S	R	D	L2	最小加工孔径 Min.Dia	无涂层 uncoated	T10 X	T30 G	T40 M
NR50150R020-D6	4.7	15	0.9	0.2	D6	50	5.0	•	•	•	•
NR50200R020-D6		20						•	•	•	•
NR50250R020-D6		25						•	•	•	•
NR50300R020-D6		30				60		•	○	○	○
NR55150R020-D6	5.2	15	0.9	0.2	D6	50	5.5	•	•	•	•
NR55200R020-D6		20						•	•	•	•
NR55250R020-D6		25						•	•	•	•
NR60150R020-D6	5.7	15	0.9	0.2	D6	50	6.0	•	•	•	•
NR60200R020-D6		20						•	•	•	•
NR60250R020-D6		25						•	•	•	•
NR60300R020-D6		30				60		•	○	○	○
NR80250R020-D8	7.8	25	1.0	0.2	D8	50	8.0	•	○	○	○

●标准库存 Stock ○需预定 Available Upon Order
★定货示例：XNR60200R020-D6 T10 Order example：XNR60200R020-D6 T10

P		▲	▲	△
M		▲	△	△
K		△	△	△
N	▲	△	▲	
S		△		▲
H		△		▲

单位：mm
unit：mm

●标准库存 Stock ○需预定 Available Upon Order
★定货示例：SBFR40200R015-D4 T20 Order example：SBFR40200R015-D4 T20
P:钢 Steel
M:不锈钢 Stainless steel
K:球墨铸铁 Ductile Cast lron
N:有色金属/铝合金 Non-ferrous metal/Al-alloys
S:钛合金/高温合金 Titanium Alloys/High temp alloys
H:硬材料 Hardened materials
▲ 最适合 Most Suitable
△ 适合 Suitabel

扁平定位系列
Flatten locking

TR
耐用型 内孔车削 Boring

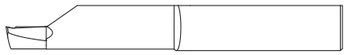

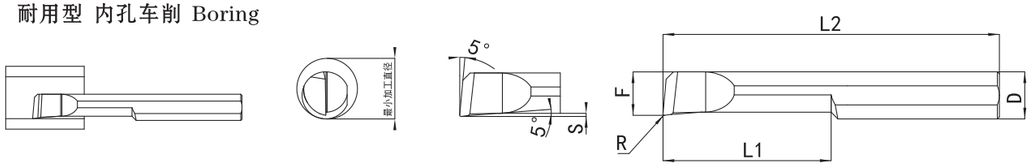

型号规格 Specifications	F	L1	S	R	D	L2	最小加工孔径 Min.Dia	无涂层 uncoated	T10 X	T20 SB	T30 G	T40 M
TR1 4L R0	0.85	4	0.15	0	D4	40	1.0	•	•	•	•	•
TR1 4L R0.05				0.05				○	○	•	○	•
TR1 4L R0.1				0.1				•	•	•	•	•
TR1.5 5L R0.05	1.3	5	0.2	0.05	D4	40	1.5	•	•	•	•	•
TR1.5 5L R0.1				0.1				•	•	•	•	•
TR2 6L R0.05	1.8	6	0.25	0.05	D4	40	2.0	•	•	•	•	•
TR2 6L R0.1				0.1				•	•	•	•	•
TR2.5 7L R0.05	2.3	7	0.3	0.05	D4	40	2.5	•	•	•	•	•
TR2.5 7L R0.1				0.1				•	•	•	•	•
TR3 6L R0.05	2.7	6	0.3	0.05	D4	50	3.0	•	•	•	•	•
TR3 6L R0.1				0.1				•	•	•	•	•
TR3 6L R0.2				0.2				•	•	•	•	•
TR3 10L R0.05	2.7	10	0.3	0.05	D4	50	3.0	•	•	•	•	•
TR3 10L R0.1				0.1				•	•	•	•	•
TR3 10L R0.2				0.2				•	•	•	•	•
TR3 15L R0.1	2.7	15	0.3	0.1	D4	50	3.0	•	•	•	•	•
TR3 15L R0.2				0.2				•	•	•	•	•
TR3.5 12L R0.1	3.3	12	0.3	0.1	D4	50	3.5	•	•	•	•	•
TR3.5 12L R0.2				0.2				•	•	•	•	•

●标准库存 Stock ○需预定 Available Upon Order
★定货示例：XTR3 15L R0.2 T10 Order example：XTR3 15L R0.2 T10

P		▲	△	▲	△
M		▲	▲	△	△
K		△	△	△	△
N	▲	△	△	▲	
S		△	△		▲
H		△	△		▲

单位：mm
unit：mm

P:钢 Steel
M:不锈钢 Stainless steel
K:球墨铸铁 Ductile Cast lron
N:有色金属/铝合金 Non-ferrous metal/Al-alloys
S:钛合金/高温合金 Titanium Alloys/High temp alloys
H:硬材料 Hardened materials
▲ 最适合 Most Suitable
△ 适合 Suitabel

扁平定位系列
Flatten locking

TR
耐用型 内孔车削 Boring

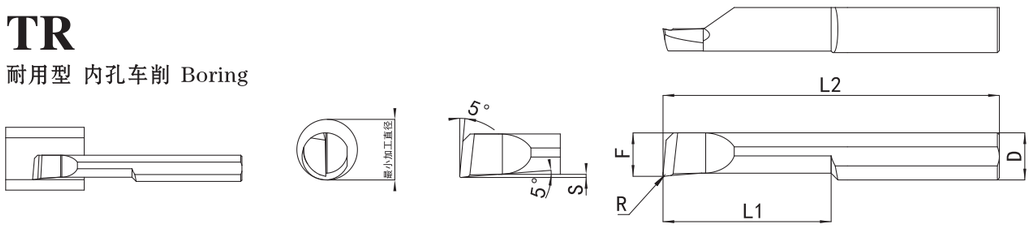

型号规格 Specifications	F	L1	S	R	D	L2	最小加工孔径 Min.Dia	无涂层 uncoated	T10 X	T20 SB	T30 G	T40 M
TR4 8L R0.05	3.7	8	0.4	0.05	D4	50	4.0	•	•	•	•	•
TR4 8L R0.1				0.1				•	•	•	•	•
TR4 8L R0.2				0.2				•	•	•	•	•
TR4 10L R0.1	3.7	10	0.4	0.1	D4	50	4.0	•	•	•	•	•
TR4 10L R0.2				0.2				•	•	•	•	•
TR4 15L R0.05	3.7	15	0.4	0.05	D4	50	4.0	•	•	•	•	•
TR4 15L R0.1				0.1				•	•	•	•	•
TR4 15L R0.2				0.2				•	•	•	•	•
TR4 22L R0.1	3.7	22	0.4	0.1	D4	50	4.0	•	•	•	•	•
TR4 22L R0.2				0.2				•	•	•	•	•
TR4 30L R0.2	3.7	30	0.4	0.2	D4	60	4.0	•	○	○	○	•
TR5 15L R0.1	4.7	12	0.5	0.1	D5	50	5.0	•	•	•	•	•
TR5 15L R0.2				0.2				•	•	•	•	•
TR5 20L R0.1	4.7	20	0.5	0.1	D5	50	5.0	•	•	•	•	•
TR5 20L R0.2				0.2				•	•	•	•	•
TR5 22L R0.1	4.7	22	0.5	0.1	D5	50	5.0	•	•	•	•	•
TR5 22L R0.2				0.2				•	•	•	•	•
TR5 30L R0.2	4.7	30	0.5	0.2	D5	75	5.0	•	○	○	○	•

●标准库存 Stock　○需预定 Available Upon Order
★定货示例：XTR5 20L R0.2 T10　　Order example：XTR5 20L R0.2 T10

P		▲	△	▲	△
M		▲	▲	△	△
K		△	△	△	△
N	▲	△	△	▲	
S		△	△		▲
H		△	△		▲

单位：mm
unit：mm

P:钢 Steel
M:不锈钢 Stainless steel
K:球墨铸铁 Ductile Cast lron
N:有色金属/铝合金 Non-ferrous metal/Al-alloys
S:钛合金/高温合金 Titanium Alloys/High temp alloys
H:硬材料 Hardened materials
▲ 最适合 Most Suitable
△ 适合 Suitabel

扁平定位系列
Flatten locking

TR
耐用型 内孔车削 Boring

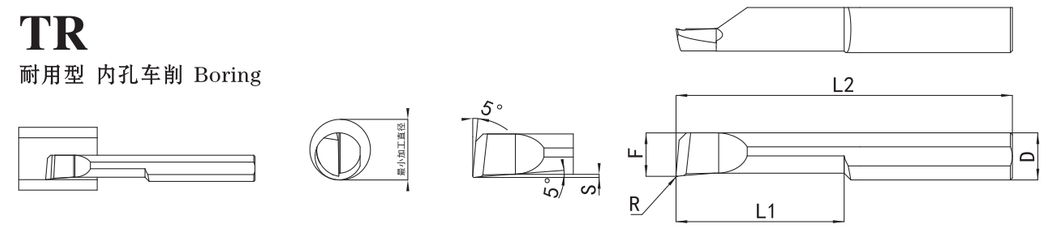

型号规格 Specifications	F	L1	S	R	D	L2	最小加工孔径 Min.Dia	无涂层 uncoated	T10 X	T20 SB	T30 G	T40 M
Tr6 15L R0.1	5.7	12	0.5	0.1	D6	50	6.0	•	•	•	•	•
TR6 15L R0.2				0.2				•	•	•	•	•
TR6 15L R0.4		15		0.4				○	○	○	○	•
TR6 20L R0.1	5.7	20	0.5	0.1	D6	50	6.0	•	•	•	•	•
TR6 20L R0.2				0.2				•	•	•	•	•
TR6 20L R0.4				0.4				•	•	•	•	•
TR6 22L R0.1	5.7	22	0.5	0.1	D6	50	6.0	•	•	•	•	•
TR6 22L R0.2				0.2				•	•	•	•	•
TR6 35L R0.2	5.7	35	0.5	0.2	D6	75	6.0	•	○	○	○	•
TR7 25L R0.2	6.5	25	0.5	0.2	D7	60	7.0	•	•	•	•	•
TR8 22L R0.2	7.5	22	0.5	0.2	D8	50	8.0	•	•	•	•	•
TR8 30L R0.2	7.5	30	0.5	0.2	D8	60	8.0	•	•	•	•	•
TR8 30L R0.4				0.4				•	•	•	•	•
TR8 45L R0.2	7.5	45	0.5	0.2	D8	75	8.0	•	○	○	○	•
TR10 45L R0.2	9.5	45	0.5	0.2	D10	75	10.0	•	○	○	○	•

●标准库存 Stock　○需预定 Available Upon Order
★定货示例：XTR6 22L R0.2 T10　　Order example：XTR6 22L R0.2 T10

P		▲	△	▲	△
M		▲	▲	△	△
K		△	△	△	△
N	▲	△	△	▲	
S		△	△		▲
H		△	△		▲

单位：mm
unit：mm

P:钢 Steel
M:不锈钢 Stainless steel
K:球墨铸铁 Ductile Cast lron
N:有色金属/铝合金 Non-ferrous metal/Al-alloys
S:钛合金/高温合金 Titanium Alloys/High temp alloys
H:硬材料 Hardened materials
▲ 最适合 Most Suitable
△ 适合 Suitabel

扁平定位系列

Flatten locking

2-TR

内孔车削 Boring

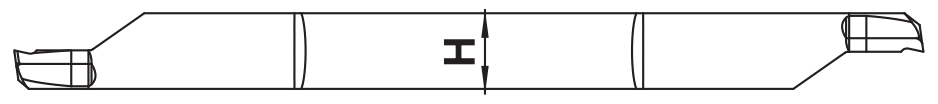

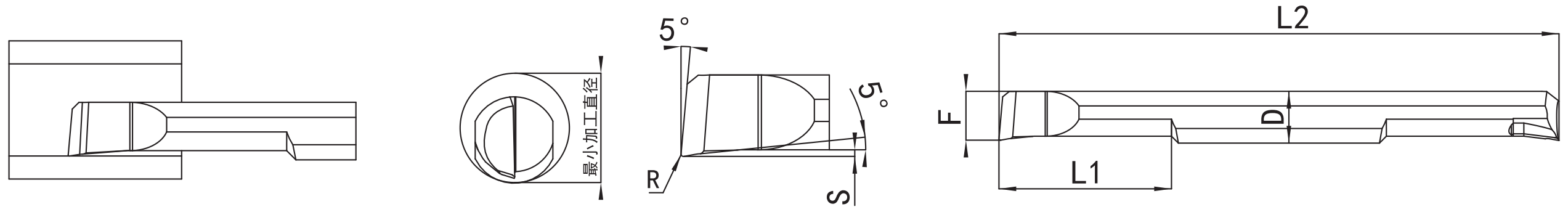

型号规格 Specifications	F	L1	S	R	D	H	L2	最小加工孔径 Min.Dia
TR2 5L R0.05	1.8	5	0.15	0.05	D3	2.7	50	2.0
TR3 15L R0.1	2.7	15	0.3	0.1	D3	2.7	50	3.0
TR4 15L R0.15	3.7	15	0.4	0.15	D4	3.6	60	4.0
TR5 25L R0.1	4.7	25	0.5	0.1	D5	4.4	75	5.0
TR5 25L R0.2				0.2				
TR6 25L R0.1	5.7	25	0.5	0.1	D6	5.4	75	6.0
TR6 25L R0.2				0.2				

无涂层 uncoated	T10	T20	T30	T40
	2X	2SB	2G	2M
○	○	○	●	●
○	○	○	●	●
○	○	○	●	●
○	○	○	●	●
○	○	○	●	●
○	○	○	●	●
○	○	○	●	●

●标准库存 Stock　○需预定 Available Upon Order

★定货示例：2MTR6 25L R0.2 T40　Order example：2MTR6 25L R0.2 T40

P		▲	△	▲	△
M		▲	▲	△	△
K		△	△	△	△
N	▲	△	△	▲	
S		△	△		▲
H		△	△		▲

单位：mm
unit：mm

P:钢 Steel
M:不锈钢 Stainless steel
K:球墨铸铁 Ductile Cast Iron
N:有色金属/铝合金 Non-ferrous metal/Al-alloys
S:钛合金/高温合金 Titanium Alloys/High temp alloys
H:硬材料 Hardened materials
▲ 最适合 Most Suitable
△ 适合 Suitabel

扁平定位系列

Flatten locking

PR

锋利型 仿形切削 Profiling and Boring

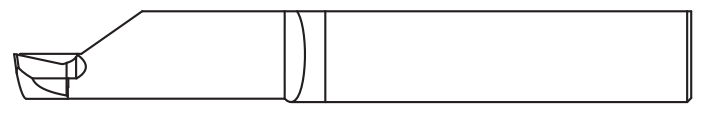

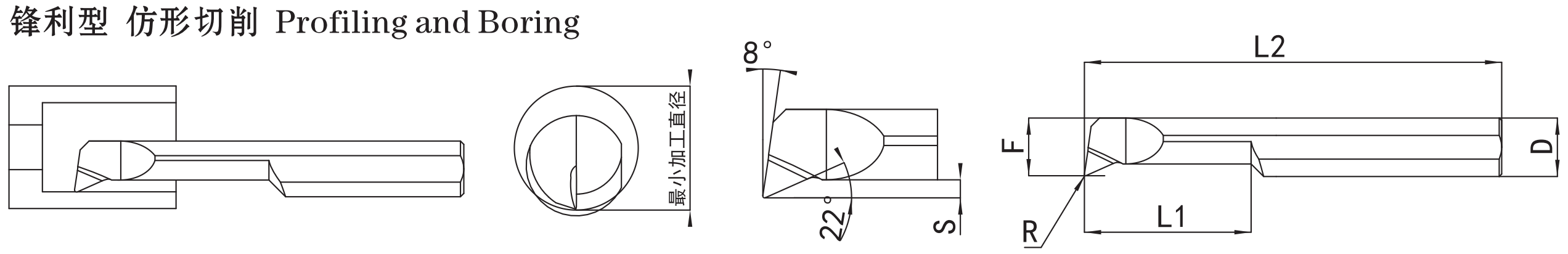

型号规格 Specifications	F	L1	S	R	D	L2	最小加工孔径 Min.Dia
PR1 4L R0	0.85	4	0.15	0	4	40	1.0
PR1 4L R0.05				0.05			
PR1.5 5L R0.1	1.3	5	0.15	0.1	4	40	1.5
PR2 6L R0.05	1.8	6	0.3	0.05	4	40	2.0
PR2 6L R0.1				0.1			
PR2.5 7L R0.1	2.3	7	0.3	0.1	4	40	2.5
PR3 6L R0.05	2.7	6	0.3	0.05	4	50	3.0
PR3 6L R0.1				0.1			
PR3 6L R0.2				0.2			
PR3 10L R0.05	2.7	10	0.3	0.05	4	50	3.0
PR3 10L R0.1				0.1			
PR3 10L R0.2				0.2			
PR3 15L R0.1	2.7	15	0.3	0.1	4	50	3.0
PR3 15L R0.2				0.2			
PR3.5 12L R0.1	3.3	12	0.3	0.1	4	50	3.5
PR4 8L R0.05	3.7	8	0.7	0.05	4	50	4.0
PR4 8L R0.1				0.1			
PR4 8L R0.2				0.2			
PR4 15L R0.05	3.7	15	0.7	0.05	4	50	4.0
PR4 15L R0.1				0.1			
PR4 15L R0.2				0.2			
PR4 22L R0.1	3.7	22	0.7	0.1	4	50	4.0
PR4 22L R0.2				0.2			

无涂层 uncoated	T10	T20	T30	T40
	X	SB	G	M
●	●	●	●	●
●	●	●	●	●
●	●	●	●	●
●	●	●	●	●
●	●	●	●	●
●	●	●	●	●
●	●	●	●	●
●	●	●	●	●
●	●	●	●	●
●	●	●	●	●
●	●	●	●	●
●	●	●	●	●
●	●	●	●	●
●	●	●	●	●
●	●	●	●	●
●	●	●	●	●
●	●	●	●	●
●	●	●	●	●
●	●	●	●	●
●	●	●	●	●
●	●	●	●	●
●	●	●	●	●
●	●	●	●	●

●标准库存 Stock　○需预定 Available Upon Order

★定货示例：XPR4 15L R0.2 T10　Order example：XPR4 15L R0.2 T10

P		▲	△	▲	△
M		▲	▲	△	△
K		△	△	△	△
N	▲	△	△	▲	
S		△	△		▲
H		△	△		▲

单位：mm
unit：mm

P:钢 Steel
M:不锈钢 Stainless steel
K:球墨铸铁 Ductile Cast Iron
N:有色金属/铝合金 Non-ferrous metal/Al-alloys
S:钛合金/高温合金 Titanium Alloys/High temp alloys
H:硬材料 Hardened materials
▲ 最适合 Most Suitable
△ 适合 Suitabel

扁平定位系列
Flatten locking

PR
锋利型 仿形切削 Profiling and Boring

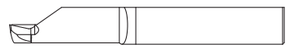

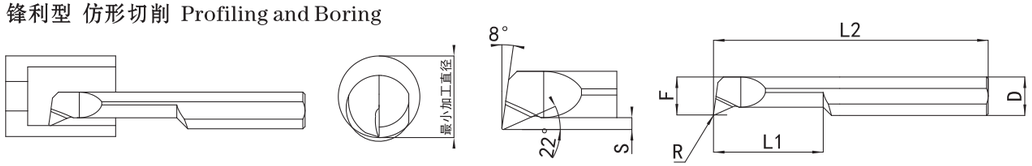

型号规格 Specifications	F	L1	S	R	D	L2	最小加工孔径 Min.Dia	无涂层 uncoated	T10 X	T20 SB	T30 G	T40 M
PR5 15L R0.1	4.7	15	1.2	0.1	D5	50	5.0	•	•	•	•	•
PR5 15L R0.2				0.2				•	•	•	•	•
PR5 20L R0.05	4.7	20	1.2	0.05	D5	50	5.0	•	•	•	•	•
PR5 20L R0.1				0.1				•	•	•	•	•
PR5 20L R0.2				0.2				•	•	•	•	•
PR5 22L R0.1	4.7	22	1.2	0.1	D5	50	5.0	•	•	•	•	•
PR5 22L R0.2				0.2				•	•	•	•	•
PR6 15L R0.1	5.7	15	1.2	0.1	D6	50	6.0	•	•	•	•	•
PR6 15L R0.2				0.2				•	•	•	•	•
PR6 20L R0.05	5.7	20	1.2	0.05	D6	50	6.0	•	•	•	•	•
PR6 20L R0.1				0.1				•	•	•	•	•
PR6 20L R0.2				0.2				•	•	•	•	•
PR6 22L R0.1	5.7	22	1.2	0.1	D6	50	6.0	•	•	•	•	•
PR6 22L R0.2				0.2				•	•	•	•	•
PR7 25L R0.15	6.5	25	1.5	0.15	D7	50	7.0	•	•	•	•	•
PR8 22L R0.2	7.5	22	1.5	0.2	D8	60	8.0	•	•	•	•	•
PR8 30L R0.15	7.5	30	1.5	0.15	D8	60	8.0	•	•	•	•	•
PR8 30L R0.3				0.3				•	•	•	•	•

●标准库存 Stock　○需预定 Available Upon Order
★定货示例：XPR6 22L R0.2 T10　　Order example：XPR6 22L R0.2 T10

P		▲	△	▲	△
M		▲	▲	△	△
K		△	△	△	△
N	▲	△	△	▲	
S		△	△		▲
H		△	△		▲

单位：mm
unit：mm

P:钢 Steel
M:不锈钢 Stainless steel
K:球墨铸铁 Ductile Cast lron
N:有色金属/铝合金 Non-ferrous metal/Al-alloys
S:钛合金/高温合金 Titanium Alloys/High temp alloys
H:硬材料 Hardened materials
▲ 最适合 Most Suitable
△ 适合 Suitabel

扁平定位系列
Flatten locking

PL
锋利型 仿形切削 Profiling and Boring

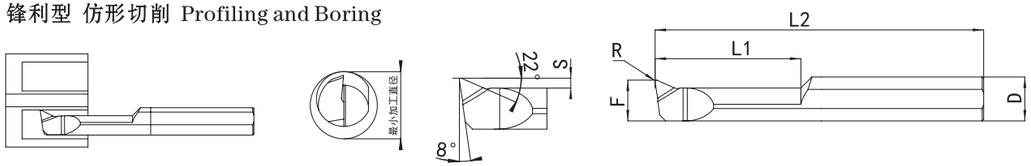

型号规格 Specifications	F	L1	S	R	D	L2	最小加工孔径 Min.Dia	无涂层 uncoated	T10 X	T20 SB	T30 G	T40 M
PL2 6L R0.1	1.8	6	0.3	0.1	D4	40	2.0	○	○	•	○	○
PL3 10L R0.1	2.7	10	0.3	0.1	D4	50	3.0	○	○	•	○	○
PL4 15L R0.1	3.7	15	0.7	0.1	D4	50	4.0	○	○	•	○	○
PL5 20L R0.2	4.7	20	1.2	0.2	D5	50	5.0	○	○	•	○	○
PL6 20L R0.2	5.7	20	1.2	0.2	D6	50	6.0	○	○	•	○	○
PL7 25L R0.2	6.5	25	1.5	0.2	D7	50	7.0	○	○	•	○	○
PL8 30L R0.2	7.5	30	1.5	0.2	D8	60	8.0	○	○	•	○	○

●标准库存 Stock　○需预定 Available Upon Order
★定货示例：SBPL6 20L R0.2 T20　　Order example：SBPL6 20L R0.2 T20

P		▲	△	▲	△
M		▲	▲	△	△
K		△	△	△	△
N	▲	△	△	▲	
S		△	△		▲
H		△	△		▲

单位：mm
unit：mm

P:钢 Steel
M:不锈钢 Stainless steel
K:球墨铸铁 Ductile Cast lron
N:有色金属/铝合金 Non-ferrous metal/Al-alloys
S:钛合金/高温合金 Titanium Alloys/High temp alloys
H:硬材料 Hardened materials
▲ 最适合 Most Suitable
△ 适合 Suitabel

扁平定位系列
Flatten locking

QR
仿形切削 Profiling and Boring

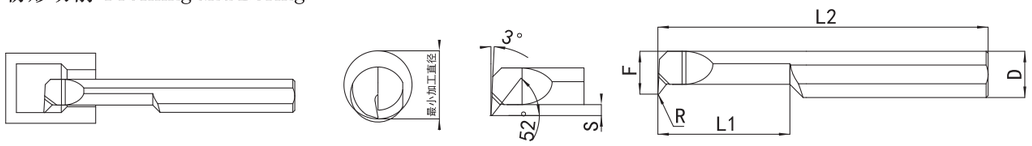

型号规格 Specifications	F	L1	S	R	D	L2	最小加工孔径 Min.Dia	无涂层 uncoated	T10 X	T20 SB	T30 G	T40 M
QR2 5L R0.1	1.9	5	0.6	0.1	D4	50	2.0	•	•	•	•	•
QR2.5 5L R0.1	2.4	5	0.6	0.1	D4	50	2.5	•	•	•	•	•
QR3 6L R0.05	2.9	6	0.6	0.05	D4	50	3.0	•	•	•	•	•
QR3 10L R0.1	2.9	10	0.6	0.1	D4	50	3.0	•	•	•	•	•
QR3 10L R0.2				0.2				•	•	•	•	•
QR4 10L R0.1	3.9	10	0.8	0.1	D4	50	4.0	•	•	•	•	•
QR4 10L R0.2				0.2				•	•	•	•	•
QR5 15L R0.1	4.9	15	1.0	0.1	D5	50	5.0	•	•	•	•	•
QR5 15L R0.2				0.2				•	•	•	•	•
QR6 15L R0.1	5.9	15	1.0	0.1	D6	50	6.0	•	•	•	•	•
QR6 15L R0.2				0.2				•	•	•	•	•
QR7 20L R0.2	6.5	20	1.5	0.2	D7	50	7.0	•	•	•	•	•
QR8 25L R0.1	7.5	25	2.0	0.1	D8	60	8.0	•	•	•	•	•
QR8 25L R0.2				0.2				•	•	•	•	•

●标准库存 Stock　○需预定 Available Upon Order
★定货示例：XQR6 15L R0.2 T10　　Order example：XQR6 15L R0.2 T10

P		▲	△	▲	△
M		▲	▲	△	△
K		△	△	△	△
N	▲	△	△	▲	
S		△	△		▲
H		△	△		▲

单位：mm
unit：mm

P:钢 Steel
M:不锈钢 Stainless steel
K:球墨铸铁 Ductile Cast lron
N:有色金属/铝合金 Non-ferrous metal/Al-alloys
S:钛合金/高温合金 Titanium Alloys/High temp alloys
H:硬材料 Hardened materials
▲ 最适合 Most Suitable
△ 适合 Suitabel

扁平定位系列
Flatten locking

UR
90° 端面仿形切削 Profiling，90° Face Boring

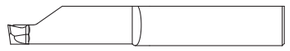

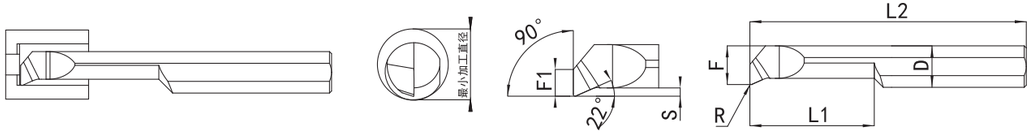

型号规格 Specifications	F	L1	F1	S	R	D	L2	最小加工孔径 Min.Dia	无涂层 uncoated	T10 X	T20 SB	T30 G	T40 M
UR3 10L R0.1	2.7	10	1.3	0.4	0.1	D4	50	3.0	•	•	•	○	•
UR4 15L R0.1	3.7	15	1.7	0.5	0.1	D4	50	4.0	•	•	•	○	•
UR5 20L R0.2	4.7	20	2.1	0.7	0.2	D5	50	5.0	•	•	•	○	•
UR6 20L R0.2	5.7	20	2.8	1.0	0.2	D6	50	6.0	•	•	•	○	•
UR7 25L R0.2	6.7	25	3.2	1.0	0.2	D7	50	7.0	•	•	•	○	•
UR8 30L R0.2	7.7	30	3.8	1.0	0.2	D8	60	8.0	•	•	•	○	•

●标准库存 Stock　○需预定 Available Upon Order
★定货示例：XUR6 20L R0.2 T10　　Order example：XUR6 20L R0.2 T10

P		▲	△	▲	△
M		▲	▲	△	△
K		△	△	△	△
N	▲	△	△	▲	
S		△	△		▲
H		△	△		▲

单位：mm
unit：mm

P:钢 Steel
M:不锈钢 Stainless steel
K:球墨铸铁 Ductile Cast lron
N:有色金属/铝合金 Non-ferrous metal/Al-alloys
S:钛合金/高温合金 Titanium Alloys/High temp alloys
H:硬材料 Hardened materials
▲ 最适合 Most Suitable
△ 适合 Suitabel

扁平定位系列
Flatten locking

XR
反向镗削 Back Turning



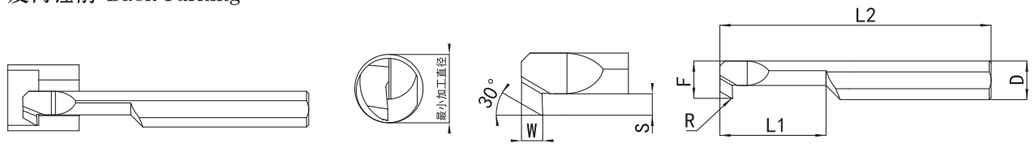

型号规格 Specifications	F	W	S	L1	R	D	L2	最小加工孔径 Min.Dia	无涂层 uncoated	T10 X	T20 SB	T30 G	T40 M
XR2.5 7L R0.05	2.3	1.0	0.6	7	0.05	D4	40	2.5	●	●	●	○	●
XR3 7L R0.05	2.8	1.0	0.6	7	0.05	D4	40	3.0	●	●	●	○	●
XR4 10L R0.05	3.8	1.5	1.0	10	0.05	D4	50	4.0	●	●	●	○	●
XR4 10L R0.1	3.8	1.5	1.0	10	0.1	D4	50	4.0	●	●	●	○	●
XR5 15L R0.05	4.8	2.0	1.5	15	0.05	D5	50	5.0	●	●	●	○	●
XR5 15L R0.15	4.8	2.0	1.5	15	0.15	D5	50	5.0	●	●	●	○	●
XR6 20L R0.05	5.8	2.0	2.0	20	0.05	D6	50	6.0	●	●	●	○	●
XR6 20L R0.2	5.8	2.0	2.0	20	0.2	D6	50	6.0	●	●	●	○	●
XR8 20L R0.05	7.8	2.5	3.0	20	0.05	D8	50	8.0	●	●	●	○	●
XR8 20L R0.2	7.8	2.5	3.0	20	0.2	D8	50	8.0	●	●	●	○	●

●标准库存 Stock ○需预定 Available Upon Order
★定货示例：XXR6 20L R0.2 T10 Order example：XXR6 20L R0.2 T10

P		▲	△	▲	△
M		▲	▲	△	△
K		△	△	△	△
N	▲	△	△	▲	
S		△	△		▲
H		△	△		▲

单位：mm
unit：mm

P:钢 Steel
M:不锈钢 Stainless steel
K:球墨铸铁 Ductile Cast lron
N:有色金属/铝合金 Non-ferrous metal/Al-alloys
S:钛合金/高温合金 Titanium Alloys/High temp alloys
H:硬材料 Hardened materials
▲ 最适合 Most Suitable
△ 适合 Suitabel

扁平定位系列
Flatten locking

AR
端面仿形加工 Face Profiling and Boring

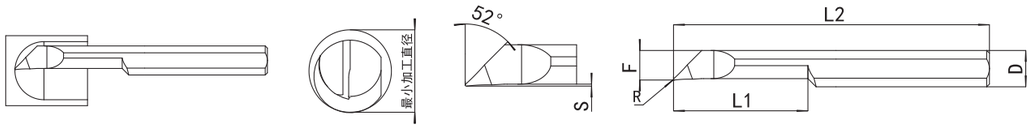

型号规格 Specifications	F	L1	S	R	D	L2	最小加工孔径 Min.Dia	无涂层 uncoated	T10 X	T20 SB	T30 G	T40 M
AR3 10L R0.1	2.3	10	0.2	0.1	D4	50	5.0	○	○	○	○	●
AR4 15L R0.1	3.3	15	0.2	0.1	D4	50	7.0	○	○	○	○	●
AR5 15L R0.2	4.3	15	0.2	0.2	D5	50	9.0	○	○	○	○	●
AR6 15L R0.2	5.3	15	0.2	0.2	D6	50	11.0	○	○	○	○	●

●标准库存 Stock ○需预定 Available Upon Order
★定货示例：MAR6 15L R0.2 T40 Order example：MAR6 15L R0.2 T40

P		▲	△	▲	△
M		▲	▲	△	△
K		△	△	△	△
N	▲	△	△	▲	
S		△	△		▲
H		△	△		▲

单位：mm
unit：mm

P:钢 Steel
M:不锈钢 Stainless steel
K:球墨铸铁 Ductile Cast lron
N:有色金属/铝合金 Non-ferrous metal/Al-alloys
S:钛合金/高温合金 Titanium Alloys/High temp alloys
H:硬材料 Hardened materials
▲ 最适合 Most Suitable
△ 适合 Suitabel

扁平定位系列
Flatten locking

DR
内孔镗刀 倒角 切槽 Thread Relief,Chamfering and Grooving

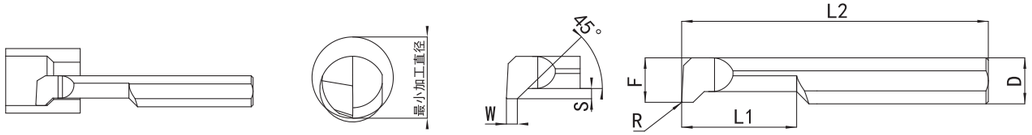

型号规格 Specifications	F	L1	S	R	D	L2	W	最小加工孔径 Min.Dia
DR4 10L R0.2	3.8	10	0.8	0.2	D4	50	1.5	4.0
DR5 15L R0.2	4.8	15	1.2	0.2	D5	50	1.5	5.0
DR6 15L R0.2	5.8	15	1.4	0.2	D6	50	1.5	6.0

无涂层 uncoated	T10	T20	T30	T40
	X	SB	G	M
●	●	●	●	●
●	●	●	●	●
●	●	●	●	●

●标准库存 Stock ○需预定 Available Upon Order
★定货示例：XDR6 15L R0.2 T10 Order example: XDR6 15L R0.2 T10

P		▲	△	▲	△
M		▲	▲	△	△
K		△	△	△	△
N	▲	△	△	▲	
S		△	△		▲
H		△	△		▲

单位：mm
unit: mm

P:钢 Steel
M:不锈钢 Stainless steel
K:球墨铸铁 Ductile Cast lron
N:有色金属/铝合金 Non-ferrous metal/Al-alloys
S:钛合金/高温合金 Titanium Alloys/High temp alloys
H:硬材料 Hardened materials
▲ 最适合 Most Suitable
△ 适合 Suitabel

扁平定位系列
Flatten locking

CR
内孔镗刀及倒角 Chamfering and Boring

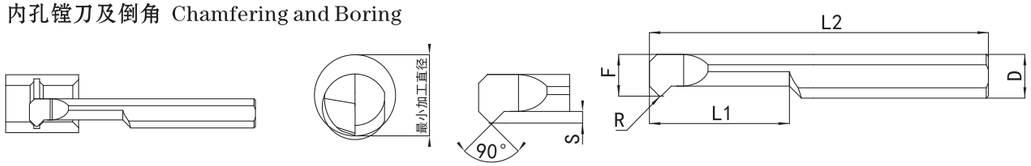

型号规格 Specifications	F	L1	S	R	D	L2	最小加工孔径 Min.Dia
CR3 10L R0.2	2.8	10	0.5	0.2	D4	50	3.0
CR4 15L R0.2	3.7	15	0.8	0.2	D4	50	4.0
CR5 15L R0.2	4.7	15	1.2	0.2	D5	50	5.0
CR6 15L R0.2	5.7	15	1.5	0.2	D6	50	6.0

无涂层 uncoated	T10	T20	T30	T40
	X	SB	G	M
●	○	●	○	○
●	○	●	○	○
●	○	●	○	○
●	○	●	○	○

●标准库存 Stock ○需预定 Available Upon Order
★定货示例：SBCR6 15L R0.2 T20 Order example: SBCR6 15L R0.2 T20

P		▲	△	▲	△
M		▲	▲	△	△
K		△	△	△	△
N	▲	△	△	▲	
S		△	△		▲
H		△	△		▲

单位：mm
unit: mm

P:钢 Steel
M:不锈钢 Stainless steel
K:球墨铸铁 Ductile Cast lron
N:有色金属/铝合金 Non-ferrous metal/Al-alloys
S:钛合金/高温合金 Titanium Alloys/High temp alloys
H:硬材料 Hardened materials
▲ 最适合 Most Suitable
△ 适合 Suitabel

扁平定位系列
Flatten locking

WR
切槽 Grooving

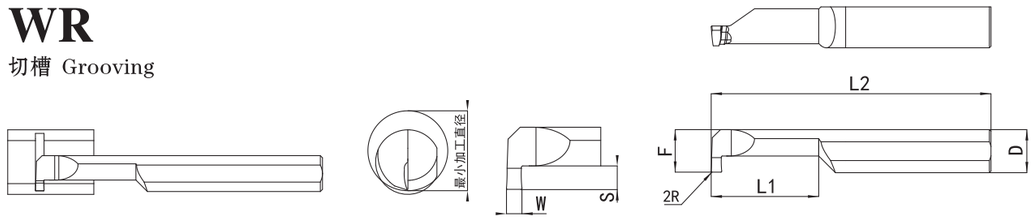

型号规格 Specifications	W	S	L1	R	F	D	L2	最小加工孔径 Min.Dia	无涂层 uncoated	T10	T20	T30	T40
										X	SB	G	M
WR03050R003-D2	0.3	0.5	5	0.03	1.8	D4	40	2.0	•	•	•	•	•
WR05050R003-D2	0.5								•	•	•	•	•
WR07050R003-D2	0.7								•	•	•	•	•
WR03050R003-D2.5	0.3	0.5	5	0.03	2.3	D4	40	2.5	•	•	•	•	•
WR05050R003-D2.5	0.5								•	•	•	•	•
WR07050R003-D2.5	0.7								•	•	•	•	•
WR05050R005-D3	0.5	1.0	5	0.05	2.8	D4	40	3.0	•	•	•	•	•
WR08050R005-D3	0.8								•	•	•	•	•
WR10050R005-D3	1.0								•	•	•	•	•
WR15050R005-D3	1.5								•	•	•	•	•
WR05050R005-D4	0.5	1.0	5	0.05	3.8	D4	40	4.0	•	•	•	•	•
WR08050R005-D4	0.8								•	•	•	•	•
WR10050R005-D4	1.0	1.5							•	•	•	•	•
WR15050R005-D4	1.5								•	•	•	•	•
WR10050R010-D5	1.0	1.5	5	0.1	4.8	D5	40	5.0	•	•	•	•	•
WR12050R010-D5	1.2								•	•	•	•	•
WR15050R010-D5	1.5	2.0							•	•	•	•	•
WR20050R010-D5	2.0								•	•	•	•	•
WR10060R015-D6	1.0	2.0	6	0.15	5.8	D6	40	6.0	•	•	•	•	•
WR15060R015-D6	1.5								•	•	•	•	•
WR20060R015-D6	2.0								•	•	•	•	•
WR25060R015-D6	2.5	2.5							•	•	•	•	•
WR10100R015-D8	1.0	3.0	10	0.15	7.8	D8	50	8.0	•	•	•	•	•
WR15100R015-D8	1.5								•	•	•	•	•
WR20100R015-D8	2.0								•	•	•	•	•
WR25100R015-D8	2.5								•	•	•	•	•

●标准库存 Stock　○需预定 Available Upon Order
★定货示例：SBWR20100R015-D8 T20+　　Order example：SBWR20100R015-D8 T20+

P		▲	△	▲	△
M		▲	▲	△	△
K		△	△	△	△
N	▲	△	△	▲	
S		△	△		▲
H		△	△		▲

单位：mm
unit：mm

P:钢 Steel
M:不锈钢 Stainless steel
K:球墨铸铁 Ductile Cast lron
N:有色金属/铝合金 Non-ferrous metal/Al-alloys
S:钛合金/高温合金 Titanium Alloys/High temp alloys
H:硬材料 Hardened materials
▲ 最适合 Most Suitable
△ 适合 Suitabel

扁平定位系列
Flatten locking

WR
切槽 Grooving

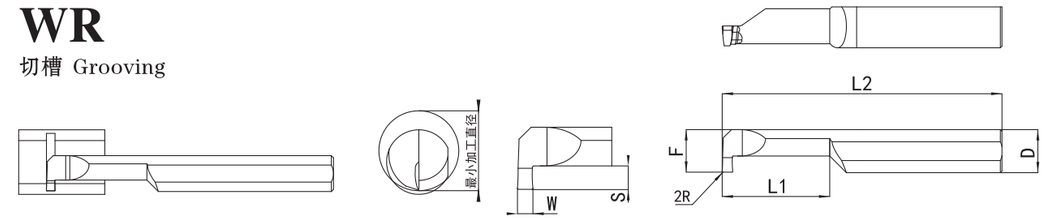

型号规格 Specifications	W	S	L1	R	F	D	L2	最小加工孔径 Min.Dia	无涂层 uncoated	T10	T20	T30	T40
										X	SB	G	M
WR05100R005-D4	0.5	1.0	10	0.05	3.8	D4	50	4.0	•	•	•	•	•
WR08100R005-D4	0.8								•	•	•	•	•
WR10100R005-D4	1.0	1.5							•	•	•	•	•
WR15100R005-D4	1.5								•	•	•	•	•
WR10100R010-D5	1.0	1.5	10	0.1	4.8	D5	50	5.0	•	•	•	•	•
WR12100R010-D5	1.2								•	•	•	•	•
WR15100R010-D5	1.5	2.0							•	•	•	•	•
WR20100R010-D5	2.0								•	•	•	•	•
WR10120R015-D6	1.0	2.0	12	0.15	5.8	D6	50	6.0	•	•	•	•	•
WR15120R015-D6	1.5								•	•	•	•	•
WR20120R015-D6	2.0								•	•	•	•	•
WR25160R015-D6	2.5	2.5	16						•	•	•	•	•
WR10160R015-D8	1.0	3.0	16	0.15	7.8	D8	50	8.0	•	•	•	•	•
WR15160R015-D8	1.5								•	•	•	•	•
WR20160R015-D8	2.0								•	•	•	•	•
WR25160R015-D8	2.5								•	•	•	•	•

●标准库存 Stock　○需预定 Available Upon Order
★定货示例：SBWR20160R015-D8 T20+　　Order example：SBWR20160R015-D8 T20+

P		▲	△	▲	△
M		▲	▲	△	△
K		△	△	△	△
N	▲	△	△	▲	
S		△	△		▲
H		△	△		▲

单位：mm
unit：mm

P:钢 Steel
M:不锈钢 Stainless steel
K:球墨铸铁 Ductile Cast lron
N:有色金属/铝合金 Non-ferrous metal/Al-alloys
S:钛合金/高温合金 Titanium Alloys/High temp alloys
H:硬材料 Hardened materials
▲ 最适合 Most Suitable
△ 适合 Suitabel

扁平定位系列
Flatten locking

WL
切槽 Grooving

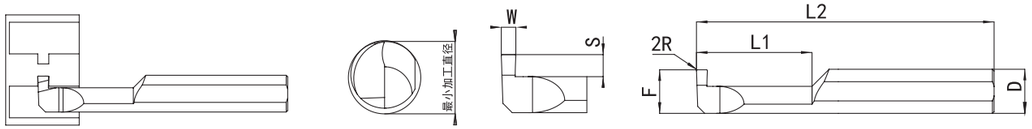

型号规格 Specifications	W	S	L1	R	F	D	L2	最小加工孔径 Min.Dia	无涂层 uncoated	T10 X	T20 SB	T30 G	T40 M
WL05050R005-D3	0.5	1.0	5	0.05	2.8	D3	40	3.0	•	•	•	•	•
WL08050R005-D3	0.8								•	•	•	•	•
WL10050R005-D3	1.0								•	•	•	•	•
WL15050R005-D3	1.5								•	•	•	•	•
WL05050R005-D4	0.5	1.0	5	0.05	3.8	D4	40	4.0	•	•	•	•	•
WL08050R005-D4	0.8								•	•	•	•	•
WL10050R005-D4	1.0	1.5							•	•	•	•	•
WL15050R005-D4	1.5								•	•	•	•	•
WL10050R010-D5	1.0	1.5	5	0.1	4.8	D5	40	5.0	•	•	•	•	•
WL12050R010-D5	1.2								•	•	•	•	•
WL15050R010-D5	1.5	2.0							•	•	•	•	•
WL20050R010-D5	2.0								•	•	•	•	•
WL10060R015-D6	1.0	2.0	6	0.15	5.8	D6	40	6.0	•	•	•	•	•
WL15060R015-D6	1.5								•	•	•	•	•
WL20060R015-D6	2.0								•	•	•	•	•
WL25060R015-D6	2.5	2.5							•	•	•	•	•
WL10100R015-D8	1.0	3.0	10	0.15	7.8	D8	50	8.0	•	•	•	•	•
WL15100R015-D8	1.5								•	•	•	•	•
WL20100R015-D8	2.0								•	•	•	•	•
WL25100R015-D8	2.5								•	•	•	•	•

●标准库存 Stock　○需预定 Available Upon Order
★定货示例：SBWL20100R015-D8 T20+　　Order example：SBWL20100R015-D8 T20+

P		▲	△	▲	△
M		▲	▲	△	△
K		△	△	△	△
N	▲	△	△	▲	
S		△	△		▲
H		△	△		▲

单位：mm
unit：mm

P:钢 Steel
M:不锈钢 Stainless steel
K:球墨铸铁 Ductile Cast lron
N:有色金属/铝合金 Non-ferrous metal/Al-alloys
S:钛合金/高温合金 Titanium Alloys/High temp alloys
H:硬材料 Hardened materials
▲ 最适合 Most Suitable
△ 适合 Suitabel

扁平定位系列
Flatten locking

KR
圆弧切槽 Full Radius Grooving

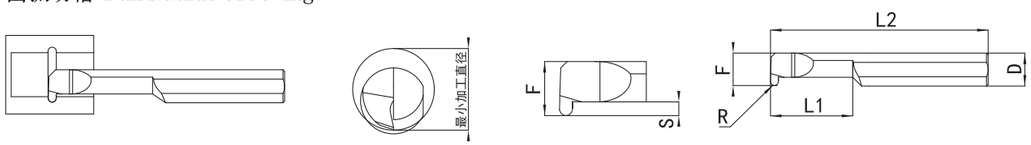

型号规格 Specifications	F	S	L1	R	D	L2	最小加工孔径 Min.Dia	无涂层 uncoated	T10 X	T20 SB	T30 G	T40 M
KR4 10L R0.5	3.8	1.0	10	0.5	D4	50	4.0	•	○	•	○	○
KR4 10L R0.75	3.8	1.0	10	0.75				•	○	•	○	○
KR6 15L R0.5	5.8	1.5	15	0.5	D6	50	6.0	•	○	•	○	○
KR6 15L R0.75	5.8	1.5	15	0.75				•	○	•	○	○
KR6 15L R1.0	5.8	1.5	15	1.0				•	○	•	○	○

●标准库存 Stock　○需预定 Available Upon Order
★定货示例：SBKR6 15L R1.0 T20　　Order example：SBKR6 15L R1.0 T20

P		▲	△	▲	△
M		▲	▲	△	△
K		△	△	△	△
N	▲	△	△	▲	
S		△	△		▲
H		△	△		▲

单位：mm
unit：mm

P:钢 Steel
M:不锈钢 Stainless steel
K:球墨铸铁 Ductile Cast lron
N:有色金属/铝合金 Non-ferrous metal/Al-alloys
S:钛合金/高温合金 Titanium Alloys/High temp alloys
H:硬材料 Hardened materials
▲ 最适合 Most Suitable
△ 适合 Suitabel

扁平定位系列
Flatten locking

FR
端面切槽 Face Grooving

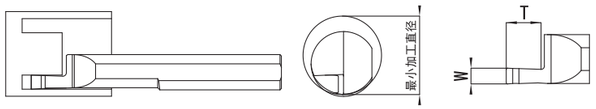

型号规格 Specifications	F	L1	W	T	R	D	L2	最小加工孔径 Min.Dia	无涂层 uncoated	T10 XM	T20 SM	T30 G	T40 M
FR4 15L W0.5	1.95	15	0.5	1.0	0.05	D4	50	6.0	•	•	•	•	•
FR4 15L W0.75			0.75	1.5					•	•	•	•	•
FR4 15L W1.0			1.0	1.5					•	•	•	•	•
FR4 15L W1.5			1.5	2.8					•	•	•	•	•
FR5 22L W0.75	2.45	22	0.75	1.5	0.1	D5	50	6.0	•	•	•	•	•
FR5 22L W1.0			1.0	1.5					•	•	•	•	•
FR5 22L W1.5			1.5	2.5					•	•	•	•	•
FR5 22L W2.0			2.0	4.0					•	•	•	•	•
FR6 22L W0.75	2.95	22	0.75	1.5	0.1	D6	50	8.0	•	•	•	•	•
FR6 22L W1.0			1.0	2.0					•	•	•	•	•
FR6 22L W1.5			1.5	3.0					•	•	•	•	•
FR6 22L W2.0			2.0	4.0					•	•	•	•	•
FR6 22L W2.5			2.5	5.0					•	•	•	•	•
FR8 20L W1.5	3.95	20	1.5	4.0	0.2	D8	50	10.0	•	•	•	•	•
FR8 20L W2.0			2.0	4.0					•	•	•	•	•
FR8 20L W2.5			2.5	5.0					•	•	•	•	•
FR8 20L W3.0			3.0	6.0					•	•	•	•	•

●标准库存 Stock　○需预定 Available Upon Order
★定货示例：SMFR8 20L W2.0 T20+　　Order example：SMFR8 20L W2.0 T20+

P		▲	△	▲	△
M		▲	▲	△	△
K		△	△	△	△
N	▲	△	△	▲	
S		△	△		▲
H		△	△		▲

单位：mm
unit：mm

P:钢 Steel
M:不锈钢 Stainless steel
K:球墨铸铁 Ductile Cast lron
N:有色金属/铝合金 Non-ferrous metal/Al-alloys
S:钛合金/高温合金 Titanium Alloys/High temp alloys
H:硬材料 Hardened materials
▲ 最适合 Most Suitable
△ 适合 Suitabel

扁平定位系列
Flatten locking

FL
端面切槽 Face Grooving



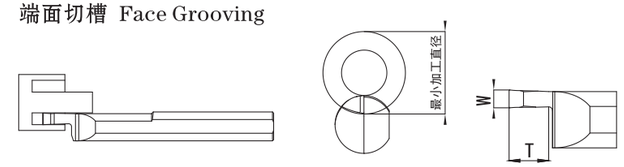

型号规格 Specifications	F	L1	W	T	R	D	L2	最小加工孔径 Min.Dia	无涂层 uncoated	T10 XM	T20 SM	T30 G	T40 M
FL4 15L W0.5	1.95	15	0.5	1.0	0.05	D4	50	6.0	•	•	•	•	•
FL4 15L W0.75			0.75	1.5					•	•	•	•	•
FL4 15L W1.0			1.0	1.5					•	•	•	•	•
FL4 15L W1.5			1.5	2.8					•	•	•	•	•
FL5 22L W0.75	2.45	22	0.75	1.5	0.1	D5	50	6.0	•	•	•	•	•
FL5 22L W1.0			1.0	1.5					•	•	•	•	•
FL5 22L W1.5			1.5	2.5					•	•	•	•	•
FL5 22L W2.0			2.0	4.0					•	•	•	•	•
FL6 22L W0.75	2.95	22	0.75	1.5	0.1	D6	50	8.0	•	•	•	•	•
FL6 22L W1.0			1.0	2.0					•	•	•	•	•
FL6 22L W1.5			1.5	3.0					•	•	•	•	•
FL6 22L W2.0			2.0	4.0					•	•	•	•	•
FL6 22L W2.5			2.5	5.0					•	•	•	•	•
FL8 20L W1.5	3.95	20	1.5	4.0	0.2	D8	50	10.0	•	•	•	•	•
FL8 20L W2.0			2.0	4.0					•	•	•	•	•
FL8 20L W2.5			2.5	5.0					•	•	•	•	•
FL8 20L W3.0			3.0	6.0					•	•	•	•	•

●标准库存 Stock　○需预定 Available Upon Order
★定货示例：SMFL8 20L W2.0 T20+　　Order example：SMFL8 20L W2.0 T20+

P		▲	△	▲	△
M		▲	▲	△	△
K		△	△	△	△
N	▲	△	△	▲	
S		△	△		▲
H		△	△		▲

单位：mm
unit：mm

P:钢 Steel
M:不锈钢 Stainless steel
K:球墨铸铁 Ductile Cast lron
N:有色金属/铝合金 Non-ferrous metal/Al-alloys
S:钛合金/高温合金 Titanium Alloys/High temp alloys
H:硬材料 Hardened materials
▲ 最适合 Most Suitable
△ 适合 Suitabel

扁平定位系列
Flatten locking

VR
端面切槽 Face Grooving

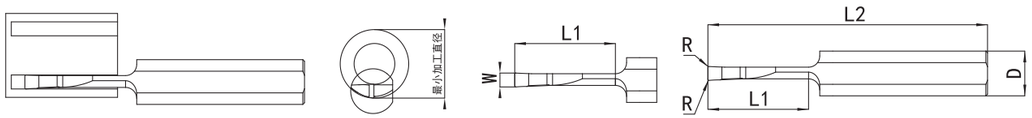

型号规格 Specifications	W	L1	R	D	L2	最小加工孔径 Min.Dia
VR8 15L W1.5	1.5	15	0.2	D8	50	15.0
VR8 20L W2.0	2.0	20	0.2	D8	50	15.0
VR8 20L W2.5	2.5	20	0.2	D8	50	15.0
VR8 25L W3.0	3.0	25	0.2	D8	50	15.0
VR8 25L W4.0	4.0	25	0.2	D8	50	15.0

无涂层 uncoated	T10	T20	T30	T40
	XM	SM	GM	M
○	●	○	○	○
○	●	○	○	○
○	●	○	○	○
○	●	○	○	○
○	●	○	○	○

●标准库存 Stock ○需预定 Available Upon Order
★定货示例：XMVR8 20L W2.5 T10 Order example：XMVR8 20L W2.5 T10

P		▲	△	▲	△
M		▲	▲	△	△
K		△	△	△	△
N	▲	△	△	▲	
S		△	△		▲
H		△	△		▲

单位：mm
unit：mm

P:钢 Steel
M:不锈钢 Stainless steel
K:球墨铸铁 Ductile Cast lron
N:有色金属/铝合金 Non-ferrous metal/Al-alloys
S:钛合金/高温合金 Titanium Alloys/High temp alloys
H:硬材料 Hardened materials
▲ 最适合 Most Suitable
△ 适合 Suitabel

扁平定位系列
Flatten locking

IR
螺纹加工 正牙60° Threading

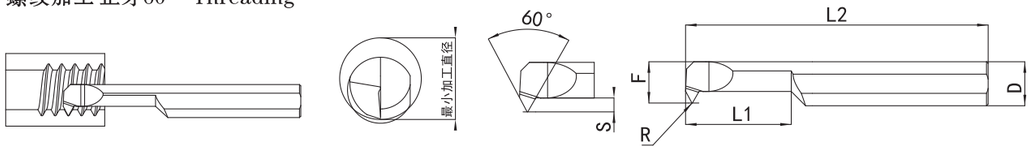

型号规格 Specifications	F	L1	S	R	D	L2	螺距 Pitch	最小加工孔径 Min.Dia
IR14050-60°	1.4	5	0.4	0.0	D4	50	0.2-0.35	1.5
IR18070-60°	1.8	7	0.6	0.0	D4	50	0.35-0.6	2.0
IR24070-60°	2.4	7	0.6	0.0	D4	50	0.35-0.7	2.5
IR30060-60°	3.0	6	0.8	0.03	D4	50	0.5-0.75	3.1
IR30120-60°		12						
IR40100-60°	3.85	10	1.0	0.05	D4	50	0.5-1.0	4.0
IR40150-60°		15						
IR50100-60°	4.8	10	1.5	0.08	D5	50	0.75-1.0	5.0
IR50150-60°		15						
IR50220-60°		22						
IR60100-60°	5.6	10	1.8	0.1	D6	50	1.0-1.5	6.0
IR60150-60°		15						
IR60200-60°		20						
IR60300-60°		30				60		
IR80150-60°	7.8	15	2.2	0.1	D8	50	1.0-1.75	8.0
IR80220-60°		22						
IR100350-60°	9.9	35	2.2	0.1	D10	75	1.0-2.0	10.0

无涂层 uncoated	T10	T20	T30	T40
	X	ST	G	M
●	●	●	●	●
●	●	●	●	●
●	●	●	●	●
●	●	●	●	●
●	●	●	●	●
●	●	●	●	●
●	●	●	●	●
●	●	●	●	●
●	●	●	●	●
●	●	●	●	●
●	●	●	●	●
●	●	●	●	●
●	●	●	●	●
○	○	●	○	○
●	●	●	●	●
●	●	●	●	●
○	○	●	○	○

●标准库存 Stock ○需预定 Available Upon Order
★定货示例：STIR60200-60° T20+ Order example：STIR60200-60° T20+

P		▲	△	▲	△
M		▲	▲	△	△
K		△	△	△	△
N	▲	△	△	▲	
S		△	△		▲
H		△	△		▲

单位：mm
unit：mm

P:钢 Steel
M:不锈钢 Stainless steel
K:球墨铸铁 Ductile Cast lron
N:有色金属/铝合金 Non-ferrous metal/Al-alloys
S:钛合金/高温合金 Titanium Alloys/High temp alloys
H:硬材料 Hardened materials
▲ 最适合 Most Suitable
△ 适合 Suitabel

扁平定位系列
Flatten locking

IL
螺纹加工 反牙60° Threading

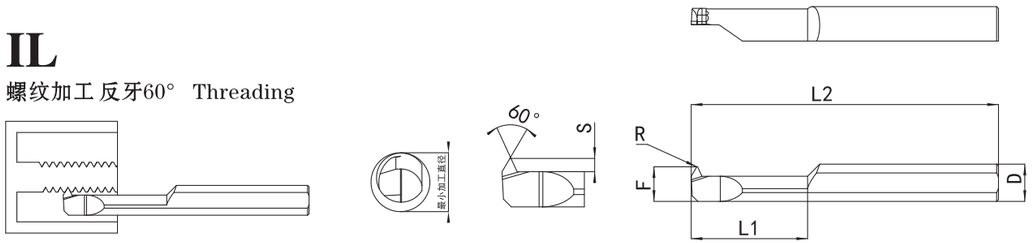

型号规格 Specifications	F	L1	S	R	D	L2	螺距 Pitch	最小加工孔径 Min.Dia	无涂层 uncoated	T10 X	T20 ST	T30 G	T40 M
IL40100-60°	3.85	10	1.0	0.05	D4	50	0.5-1.0	4.0	•	•	•	•	•
IL40150-60°		15							•	•	•	•	•
IL50100-60°	4.8	10	1.5	0.08	D5	50	0.75-1.0	5.0	•	•	•	•	•
IL50150-60°		15							•	•	•	•	•
IL60100-60°	5.6	10	1.8	0.1	D6	50	1.0-1.5	6.0	•	•	•	•	•
IL60150-60°		15							•	•	•	•	•
IL60200-60°		20							•	•	•	•	•
IL80150-60°	7.8	15	2.2	0.1	D8	50	1.0-1.75	8.0	•	•	•	•	•
IL80220-60°		22							•	•	•	•	•

●标准库存 Stock ○需预定 Available Upon Order
★定货示例：STIL60200-60° T20+ Order example：STIL60200-60° T20+

P		▲	△	▲	△
M		▲	▲	△	△
K		△	△	△	△
N	▲	△	△	▲	
S		△	△		▲
H		△	△		▲

单位：mm
unit：mm

P:钢 Steel
M:不锈钢 Stainless steel
K:球墨铸铁 Ductile Cast lron
N:有色金属/铝合金 Non-ferrous metal/Al-alloys
S:钛合金/高温合金 Titanium Alloys/High temp alloys
H:硬材料 Hardened materials
▲ 最适合 Most Suitable
△ 适合 Suitabel

扁平定位系列
Flatten locking

IR
螺纹加工 正牙55° Threading

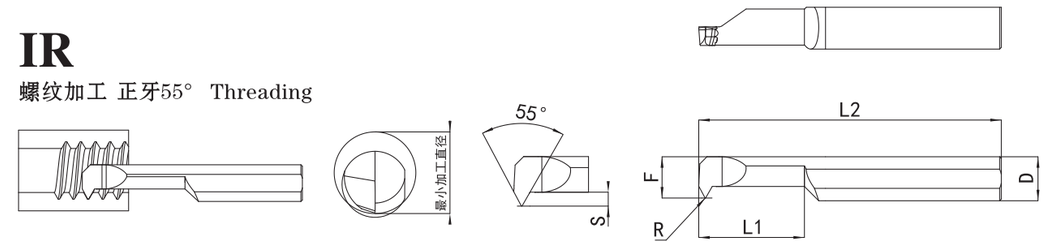

型号规格 Specifications	F	L1	S	R	D	L2	最小加工孔径 Min.Dia	无涂层 uncoated	T10 X	T20 ST	T30 G	T40 M
IR40100-55°	3.85	10	1.0	0.05	D4	50	4.0	•	•	•	•	•
IR40150-55°		15						•	•	•	•	•
IR50100-55°	4.8	10	1.5	0.08	D5	50	5.0	•	•	•	•	•
IR50150-55°		15						•	•	•	•	•
IR60100-55°	5.6	10	1.8	0.1	D6	50	6.0	•	•	•	•	•
IR60150-55°		15						•	•	•	•	•
IR80150-55°	7.8	15	2.2	0.1	D8	50	8.0	•	•	•	•	•
IR80220-55°		22						•	•	•	•	•

●标准库存 Stock ○需预定 Available Upon Order
★定货示例：STIR60150-55° T20+ Order example：STIR60150-55° T20+

P		▲	△	▲	△
M		▲	▲	△	△
K		△	△	△	△
N	▲	△	△	▲	
S		△	△		▲
H		△	△		▲

单位：mm
unit：mm

P:钢 Steel
M:不锈钢 Stainless steel
K:球墨铸铁 Ductile Cast lron
N:有色金属/铝合金 Non-ferrous metal/Al-alloys
S:钛合金/高温合金 Titanium Alloys/High temp alloys
H:硬材料 Hardened materials
▲ 最适合 Most Suitable
△ 适合 Suitabel

扁平定位系列
Flatten locking

IL
螺纹加工 反牙55° Threading

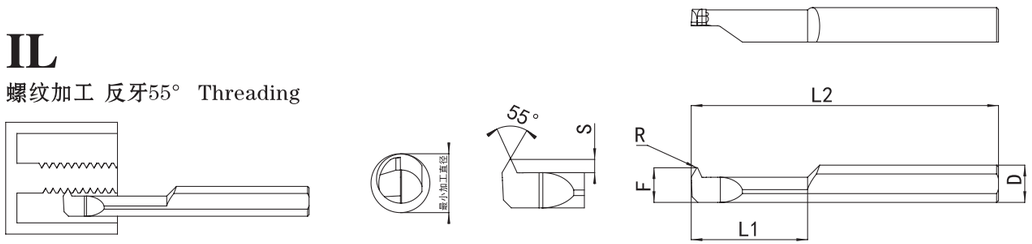

型号规格 Specifications	F	L1	S	R	D	L2	最小加工孔径 Min.Dia
IL40100-55°	3.85	10	1.0	0.05	D4	50	4.0
IL40150-55°		15					
IL50100-55°	4.8	10	1.5	0.08	D5	50	5.0
IL50150-55°		15					
IL60100-55°	5.6	10	1.8	0.1	D6	50	6.0
IL60150-55°		15					
IL80150-55°	7.8	15	2.2	0.1	D8	50	8.0
IL80220-55°		22					

无涂层 uncoated	T10	T20	T30	T40
	X	ST	G	M
●	○	●	●	○
●	○	●	●	○
●	○	●	●	○
●	○	●	●	○
●	○	●	●	○
●	○	●	●	○
●	○	●	●	○
●	○	●	●	○

●标准库存 Stock ○需预定 Available Upon Order
★定货示例：STIL60150-55° T20+ Order example：STIL60150-55° T20+

P		▲	△	▲	△
M		▲	▲	△	△
K		△	△	△	△
N	▲	△	△	▲	
S		△	△		▲
H		△	△		▲

单位：mm
unit：mm

P:钢 Steel
M:不锈钢 Stainless steel
K:球墨铸铁 Ductile Cast lron
N:有色金属/铝合金 Non-ferrous metal/Al-alloys
S:钛合金/高温合金 Titanium Alloys/High temp alloys
H:硬材料 Hardened materials
▲ 最适合 Most Suitable
△ 适合 Suitabel

扁平定位系列
Flatten locking

梯形螺纹刀
螺纹加工 正牙30° Threading

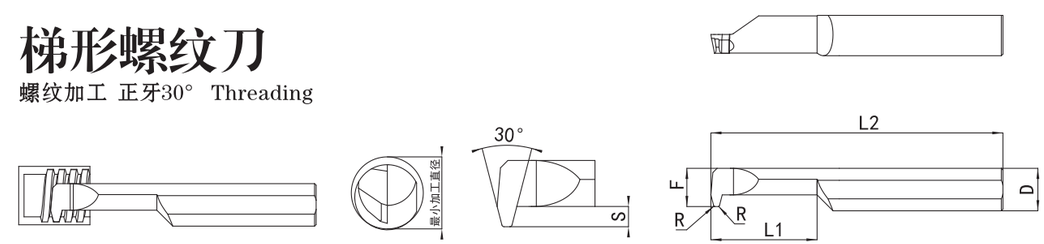

型号规格 Specifications	F	L1	S	R	D	L2	最小加工孔径 Min.Dia
TR8*1.5*25L*D8*A30	6.1	25	1.5	0.075	D8	60	6.5
TR9*2*25L*D8*A30	6.7	25	1.6	0.25	D8	60	7.0
TR14*2*35L*D10*A30	9.8	35	1.6	0.25	D10	75	10.0
TR11*3*35*D8*A30	7.2	35	2.0	0.25	D8	75	7.5
TR14*3*35*D10*A30	9.8	35	2.2	0.25	D10	75	10.0
TR16*4*35L*D10*A30	9.8	35	2.5	0.25	D10	75	10.0

无涂层 uncoated	T10	T20	T30	T40
○	●	○	○	○
○	●	○	○	○
○	●	○	○	○
○	●	○	○	○
○	●	○	○	○
○	●	○	○	○

●标准库存 Stock ○需预定 Available Upon Order
★定货示例：TR14*3*35*D10*A30 T10 Order example：TR14*3*35*D10*A30 T10

P		▲	△	▲	△
M		▲	▲	△	△
K		△	△	△	△
N	▲	△	△	▲	
S		△	△		▲
H		△	△		▲

单位：mm
unit：mm

P:钢 Steel
M:不锈钢 Stainless steel
K:球墨铸铁 Ductile Cast lron
N:有色金属/铝合金 Non-ferrous metal/Al-alloys
S:钛合金/高温合金 Titanium Alloys/High temp alloys
H:硬材料 Hardened materials
▲ 最适合 Most Suitable
△ 适合 Suitabel

SHB 扁平定位套筒

SHB Series Toolholders

SHB	20	06
①	②	③
① SHB 系列名称 Series	② 套筒柄径 Shank Cross Section	③ 刀具柄径 Bar Diameter
	20–20mm	04–4mm
	25–25mm	06–6mm



型号规格 Specifications	D	d
SHB1603	16	3
SHB1604		4
SHB1605		5
SHB1606		6
SHB1607		7

型号规格 Specifications	D	d
SHB2003	20	3
SHB2004		4
SHB2005		5
SHB2006		6
SHB2007		7
SHB2008		8

型号规格 Specifications	D	d
SHB2503	25	3
SHB2504		4
SHB2505		5
SHB2506		6
SHB2507		7
SHB2508		8

型号规格 Specifications	D	d
SHB19.05-03	19.05	3
SHB19.05-04		4
SHB19.05-05		5
SHB19.05-06		6
SHB19.05-07		7
SHB19.05-08		8

型号规格 Specifications	D	d
SHB2203	22	3
SHB2204		4
SHB2205		5
SHB2206		6
SHB2207		7
SHB2208		8

型号规格 Specifications	D	d
SHB2504-03	25.04	3
SHB2504-04		4
SHB2504-05		5
SHB2504-06		6
SHB2504-07		7
SHB2504-08		8

后斜定位系列

Rear oblique positioning series

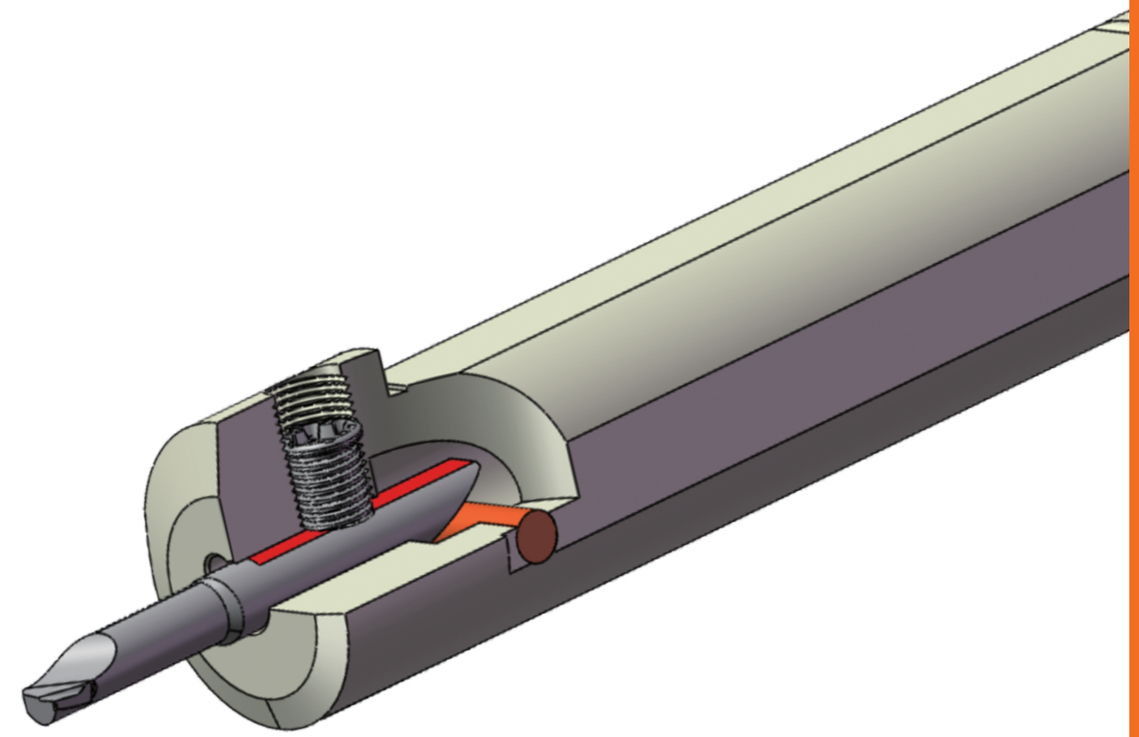

产品 System	SCNR	SCTR	SCPR	SCQR	SCWR	SCFR	SCFL	SCIR	XSHB			
页码 Seite/Page	B31	B33	B35	B37	B39	B41	B42	B43	B45			

后斜定位系列
Rear oblique positioning series

SCNR
内孔车削 Boring

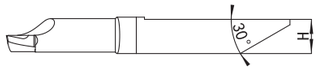

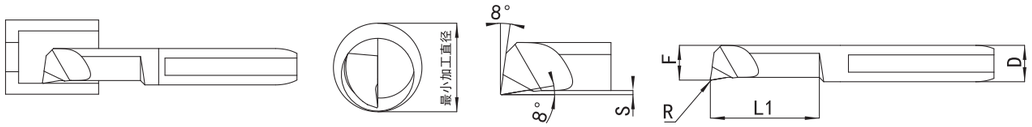

型号规格 Specifications	F	L1	S	R	D	H	最小加工孔径 Min.Dia	无涂层 uncoated	T10	T20	T30	T40
SCNR1.5 5L R0.1	1.3	5	0.3	0.1	D4	3.7	1.5	○	●	○	●	○
SCNR2 5L R0.1	1.8	5	0.3	0.1	D4	3.7	2.0	○	●	○	●	○
SCNR2 10L R0.1	1.8	10	0.3	0.1	D4	3.7	2.0	○	●	○	●	○
SCNR2.5 5L R0.1	2.3	5	0.3	0.1	D4	3.7	2.5	○	●	○	●	○
SCNR2.5 10L R0.1	2.3	10	0.3	0.1	D4	3.7	2.5	○	●	○	●	○
SCNR3 10L R0.1	2.8	10	0.4	0.1	D4	3.7	3.0	○	●	○	●	○
SCNR3 10L R0.2				0.2				○	●	○	●	○
SCNR3 15L R0.1	2.8	15	0.4	0.1	D4	3.7	3.0	○	●	○	●	○
SCNR3 15L R0.2				0.2				○	●	○	●	○
SCNR3.5 10L R0.1	3.3	10	0.4	0.1	D4	3.7	3.5	○	●	○	●	○
SCNR3.5 10L R0.2				0.2				○	●	○	●	○
SCNR3.5 15L R0.1	3.3	15	0.4	0.1	D4	3.7	3.5	○	●	○	●	○
SCNR3.5 15L R0.2				0.2				○	●	○	●	○
SCNR4 10L R0.1	3.8	10	0.5	0.1	D4	3.7	4.0	○	●	○	●	○
SCNR4 10L R0.2				0.2				○	●	○	●	○
SCNR4 15L R0.1	3.8	15	0.5	0.1	D4	3.7	4.0	○	●	○	●	○
SCNR4 15L R0.2				0.2				○	●	○	●	○
SCNR4 20L R0.1	3.8	20	0.5	0.1	D4	3.7	4.0	○	●	○	●	○
SCNR4 20L R0.2				0.2				○	●	○	●	○

●标准库存 Stock　○需预定 Available Upon Order

P		▲	△	▲	△
M		▲	▲	△	△
K		△	△	△	△
N	▲	△	△	▲	
S		△	△		▲
H		△	△		▲

单位：mm
unit: mm

P:钢 Steel
M:不锈钢 Stainless steel
K:球墨铸铁 Ductile Cast lron
N:有色金属/铝合金 Non-ferrous metal/Al-alloys
S:钛合金/高温合金 Titanium Alloys/High temp alloys
H:硬材料 Hardened materials
▲ 最适合 Most Suitable
△ 适合 Suitabel

MICRO-T00LS FOR BORING 小径镗刀

B

后斜定位系列
Rear oblique positioning series

SCNR
内孔车削 Boring

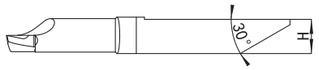

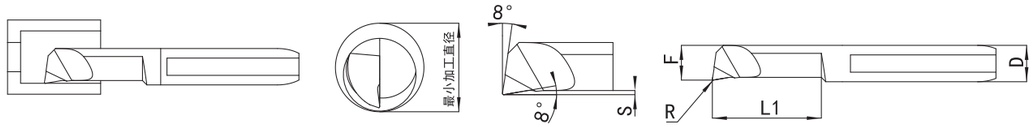

型号规格 Specifications	F	L1	S	R	D	H	最小加工孔径 Min.Dia	无涂层 uncoated	T10	T20	T30	T40
SCNR5 10L R0.1	4.8	10	0.5	0.1	D5	4.7	5.0	○	●	○	●	○
SCNR5 10L R0.2				0.2				○	●	○	●	○
SCNR5 15L R0.1	4.8	15	0.5	0.1	D5	4.7	5.0	○	●	○	●	○
SCNR5 15L R0.2				0.2				○	●	○	●	○
SCNR5 20L R0.1	4.8	20	0.5	0.1	D5	4.7	5.0	○	●	○	●	○
SCNR5 20L R0.2				0.2				○	●	○	●	○
SCNR5 30L R0.1	4.8	30	0.5	0.1	D5	4.7	5.0	○	●	○	●	○
SCNR5 30L R0.2				0.2				○	●	○	●	○
SCNR6 10L R0.1	5.8	10	0.5	0.1	D6	5.7	6.0	○	●	○	●	○
SCNR6 10L R0.2				0.2				○	●	○	●	○
SCNR6 15L R0.1	5.8	15	0.5	0.1	D6	5.7	6.0	○	●	○	●	○
SCNR6 15L R0.2				0.2				○	●	○	●	○
SCNR6 20L R0.1	5.8	20	0.5	0.1	D6	5.7	6.0	○	●	○	●	○
SCNR6 20L R0.2				0.2				○	●	○	●	○
SCNR6 30L R0.1	5.8	30	0.5	0.1	D6	5.7	6.0	○	●	○	●	○
SCNR6 30L R0.2				0.2				○	●	○	●	○
SCNR8 15L R0.2	7.8	15	0.6	0.2	D8	7.6	8.0	○	●	○	●	○
SCNR8 20L R0.2	7.8	20	0.6	0.2	D8	7.6	8.0	○	●	○	●	○
SCNR8 30L R0.2	7.8	30	0.6	0.2	D8	7.6	8.0	○	●	○	●	○

●标准库存 Stock　○需预定 Available Upon Order

P		▲	△	▲	△
M		▲	▲	△	△
K		△	△	△	△
N	▲	△	△	▲	
S		△	△		▲
H		△	△		▲

单位：mm
unit: mm

P:钢 Steel
M:不锈钢 Stainless steel
K:球墨铸铁 Ductile Cast lron
N:有色金属/铝合金 Non-ferrous metal/Al-alloys
S:钛合金/高温合金 Titanium Alloys/High temp alloys
H:硬材料 Hardened materials
▲ 最适合 Most Suitable
△ 适合 Suitabel

后斜定位系列 Rear oblique positioning series

后斜定位系列
Rear oblique positioning series

SCTR
内孔车削 Boring

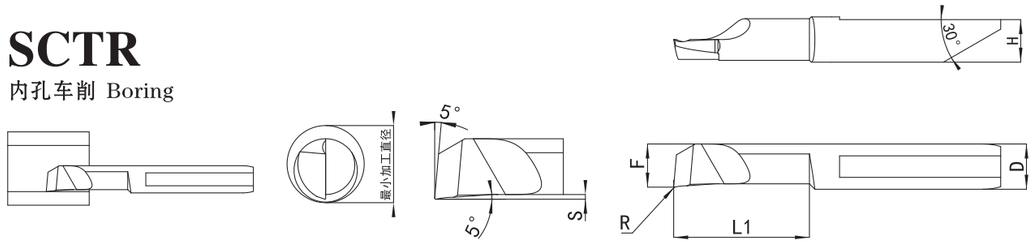

型号规格 Specifications	F	L1	S	R	D	H	最小加工孔径 Min.Dia	无涂层 uncoated	T10	T20	T30	T40
SCTR1.5 5L R0.1	1.3	5	0.2	0.1	D4	3.7	1.5	○	●	○	●	○
SCTR2 5L R0.1	1.8	5	0.2	0.1	D4	3.7	2.0	○	●	○	●	○
SCTR2 10L R0.1	1.8	10	0.2	0.1	D4	3.7	2.0	○	●	○	●	○
SCTR2.5 5L R0.1	2.3	5	0.2	0.1	D4	3.7	2.5	○	●	○	●	○
SCTR2.5 10L R0.1	2.3	10	0.2	0.1	D4	3.7	2.5	○	●	○	●	○
SCTR3 10L R0.1	2.8	10	0.3	0.1	D4	3.7	3.0	○	●	○	●	○
SCTR3 10L R0.2				0.2				○	●	○	●	○
SCTR3 15L R0.1	2.8	15	0.3	0.1	D4	3.7	3.0	○	●	○	●	○
SCTR3 15L R0.2				0.2				○	●	○	●	○
SCTR3.5 10L R0.1	3.3	10	0.3	0.1	D4	3.7	3.5	○	●	○	●	○
SCTR3.5 10L R0.2				0.2				○	●	○	●	○
SCTR3.5 15L R0.1	3.3	15	0.3	0.1	D4	3.7	3.5	○	●	○	●	○
SCTR3.5 15L R0.2				0.2				○	●	○	●	○
SCTR4 10L R0.1	3.8	10	0.4	0.1	D4	3.7	4.0	○	●	○	●	○
SCTR4 10L R0.2				0.2				○	●	○	●	○
SCTR4 15L R0.1	3.8	15	0.4	0.1	D4	3.7	4.0	○	●	○	●	○
SCTR4 15L R0.2				0.2				○	●	○	●	○
SCTR4 20L R0.1	3.8	20	0.4	0.1	D4	3.7	4.0	○	●	○	●	○
SCTR4 20L R0.2				0.2				○	●	○	●	○

●标准库存 Stock　○需预定 Available Upon Order

P		▲	△	▲	△
M		▲	▲	△	△
K		△	△	△	△
N	▲	△	△	▲	
S		△	△		▲
H		△	△		▲

单位：mm
unit: mm

P:钢 Steel
M:不锈钢 Stainless steel
K:球墨铸铁 Ductile Cast lron
N:有色金属/铝合金 Non-ferrous metal/Al-alloys
S:钛合金/高温合金 Titanium Alloys/High temp alloys
H:硬材料 Hardened materials
▲ 最适合 Most Suitable
△ 适合 Suitabel

MICRO-T00LS FOR BORING 小径镗刀

B

后斜定位系列
Rear oblique positioning series

SCTR
内孔车削 Boring

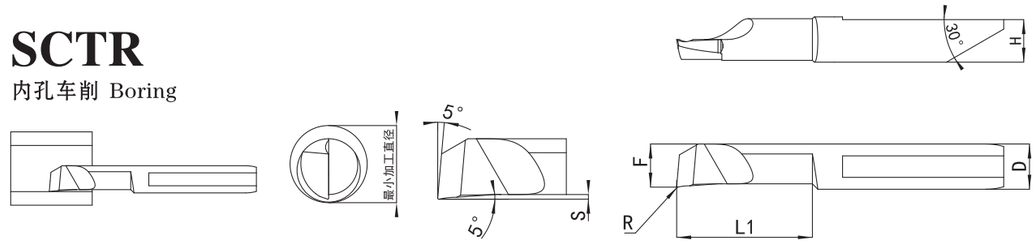

型号规格 Specifications	F	L1	S	R	D	H	最小加工孔径 Min.Dia	无涂层 uncoated	T10	T20	T30	T40
SCTR5 10L R0.1	4.8	10	0.4	0.1	D5	4.7	5.0	○	●	○	●	○
SCTR5 10L R0.2				0.2				○	●	○	●	○
SCTR5 15L R0.1	4.8	15	0.4	0.1	D5	4.7	5.0	○	●	○	●	○
SCTR5 15L R0.2				0.2				○	●	○	●	○
SCTR5 20L R0.1	4.8	20	0.4	0.1	D5	4.7	5.0	○	●	○	●	○
SCTR5 20L R0.2				0.2				○	●	○	●	○
SCTR5 30L R0.1	4.8	30	0.4	0.1	D5	4.7	5.0	○	●	○	●	○
SCTR5 30L R0.2				0.2				○	●	○	●	○
SCTR6 10L R0.1	5.8	10	0.4	0.1	D6	5.7	6.0	○	●	○	●	○
SCTR6 10L R0.2				0.2				○	●	○	●	○
SCTR6 15L R0.1	5.8	15	0.4	0.1	D6	5.7	6.0	○	●	○	●	○
SCTR6 15L R0.2				0.2				○	●	○	●	○
SCTR6 20L R0.1	5.8	20	0.4	0.1	D6	5.7	6.0	○	●	○	●	○
SCTR6 20L R0.2				0.2				○	●	○	●	○
SCTR6 30L R0.1	5.8	30	0.4	0.1	D6	5.7	6.0	○	●	○	●	○
SCTR6 30L R0.2				0.2				○	●	○	●	○
SCTR8 15L R0.2	7.8	15	0.6	0.2	D8	7.6	8.0	○	●	○	●	○
SCTR8 20L R0.2	7.8	20	0.6	0.2	D8	7.6	8.0	○	●	○	●	○
SCTR8 30L R0.2	7.8	30	0.6	0.2	D8	7.6	8.0	○	●	○	●	○

●标准库存 Stock　○需预定 Available Upon Order

P		▲	△	▲	△
M		▲	▲	△	△
K		△	△	△	△
N	▲	△	△	▲	
S		△	△		▲
H		△	△		▲

单位：mm
unit: mm

P:钢 Steel
M:不锈钢 Stainless steel
K:球墨铸铁 Ductile Cast lron
N:有色金属/铝合金 Non-ferrous metal/Al-alloys
S:钛合金/高温合金 Titanium Alloys/High temp alloys
H:硬材料 Hardened materials
▲ 最适合 Most Suitable
△ 适合 Suitabel

后斜定位系列 Rear oblique positioning series

后斜定位系列
Rear oblique positioning series

SCPR
仿形切削 Profiling and Boring

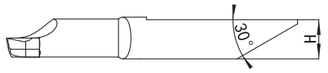

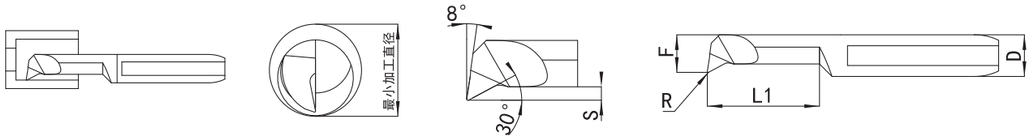

型号规格 Specifications	F	L1	S	R	D	H	最小加工孔径 Min.Dia	无涂层 uncoated	T10	T20	T30	T40
SCPR1.5 5L R0.1	1.3	5	0.2	0.1	D4	3.7	1.5	○	●	○	●	○
SCPR2 5L R0.1	1.8	5	0.3	0.1	D4	3.7	2.0	○	●	○	●	○
SCPR2 10L R0.1	1.8	10	0.3	0.1	D4	3.7	2.0	○	●	○	●	○
SCPR2.5 5L R0.1	2.3	5	0.3	0.1	D4	3.7	2.5	○	●	○	●	○
SCPR2.5 10L R0.1	2.3	10	0.3	0.1	D4	3.7	2.5	○	●	○	●	○
SCPR3 10L R0.1	2.8	10	0.3	0.1	D4	3.7	3.0	○	●	○	●	○
SCPR3 10L R0.2				0.2				○	●	○	●	○
SCPR3 15L R0.1	2.8	15	0.3	0.1	D4	3.7	3.0	○	●	○	●	○
SCPR3 15L R0.2				0.2				○	●	○	●	○
SCPR3.5 10L R0.1	3.3	10	0.4	0.1	D4	3.7	3.5	○	●	○	●	○
SCPR3.5 10L R0.2				0.2				○	●	○	●	○
SCPR3.5 15L R0.1	3.3	15	0.4	0.1	D4	3.7	3.5	○	●	○	●	○
SCPR3.5 15L R0.2				0.2				○	●	○	●	○
SCPR4 10L R0.1	3.8	10	0.7	0.1	D4	3.7	4.0	○	●	○	●	○
SCPR4 10L R0.2				0.2				○	●	○	●	○
SCPR4 15L R0.1	3.8	15	0.7	0.1	D4	3.7	4.0	○	●	○	●	○
SCPR4 15L R0.2				0.2				○	●	○	●	○
SCPR4 20L R0.1	3.8	20	0.7	0.1	D4	3.7	4.0	○	●	○	●	○
SCPR4 20L R0.2				0.2				○	●	○	●	○

●标准库存 Stock ○需预定 Available Upon Order

P		▲	△	▲	△
M		▲	▲	△	△
K		△	△	△	△
N	▲	△	△	▲	
S		△	△		▲
H		△	△		▲

单位：mm
unit: mm

P:钢 Steel
M:不锈钢 Stainless steel
K:球墨铸铁 Ductile Cast lron
N:有色金属/铝合金 Non-ferrous metal/Al-alloys
S:钛合金/高温合金 Titanium Alloys/High temp alloys
H:硬材料 Hardened materials
▲ 最适合 Most Suitable
△ 适合 Suitabel

MICRO-T00LS FOR BORING 小径镗刀

B

后斜定位系列
Rear oblique positioning series

SCPR
仿形切削 Profiling and Boring

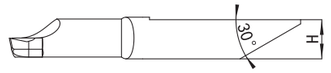

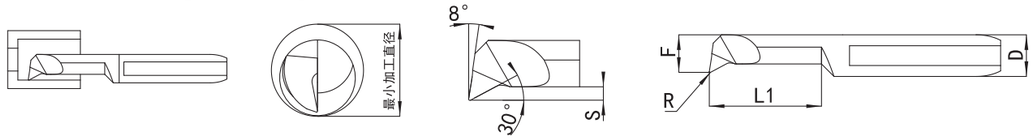

型号规格 Specifications	F	L1	S	R	D	H	最小加工孔径 Min.Dia	无涂层 uncoated	T10	T20	T30	T40
SCPR5 10L R0.1	4.8	10	1.0	0.1	D5	4.7	5.0	○	●	○	●	○
SCPR5 10L R0.2				0.2				○	●	○	●	○
SCPR5 15L R0.1	4.8	15	1.0	0.1	D5	4.7	5.0	○	●	○	●	○
SCPR5 15L R0.2				0.2				○	●	○	●	○
SCPR5 20L R0.1	4.8	20	1.0	0.1	D5	4.7	5.0	○	●	○	●	○
SCPR5 20L R0.2				0.2				○	●	○	●	○
SCPR5 30L R0.1	4.8	30	1.0	0.1	D5	4.7	5.0	○	●	○	●	○
SCPR5 30L R0.2				0.2				○	●	○	●	○
SCPR6 10L R0.1	5.8	10	1.2	0.1	D6	5.7	6.0	○	●	○	●	○
SCPR6 10L R0.2				0.2				○	●	○	●	○
SCPR6 15L R0.1	5.8	15	1.2	0.1	D6	5.7	6.0	○	●	○	●	○
SCPR6 15L R0.2				0.2				○	●	○	●	○
SCPR6 20L R0.1	5.8	20	1.2	0.1	D6	5.7	6.0	○	●	○	●	○
SCPR6 20L R0.2				0.2				○	●	○	●	○
SCPR6 30L R0.1	5.8	30	1.2	0.1	D6	5.7	6.0	○	●	○	●	○
SCPR6 30L R0.2				0.2				○	●	○	●	○
SCPR8 15L R0.2	7.8	15	1.5	0.2	D8	7.6	8.0	○	●	○	●	○
SCPR8 20L R0.2	7.8	20	1.5	0.2	D8	7.6	8.0	○	●	○	●	○
SCPR8 30L R0.2	7.8	30	1.5	0.2	D8	7.6	8.0	○	●	○	●	○

●标准库存 Stock ○需预定 Available Upon Order

P		▲	△	▲	△
M		▲	▲	△	△
K		△	△	△	△
N	▲	△	△	▲	
S		△	△		▲
H		△	△		▲

单位：mm
unit: mm

P:钢 Steel
M:不锈钢 Stainless steel
K:球墨铸铁 Ductile Cast lron
N:有色金属/铝合金 Non-ferrous metal/Al-alloys
S:钛合金/高温合金 Titanium Alloys/High temp alloys
H:硬材料 Hardened materials
▲ 最适合 Most Suitable
△ 适合 Suitabel

后斜定位系列 Rear oblique positioning series

后斜定位系列
Rear oblique positioning series

SCQR
仿形切削 Profiling and Boring

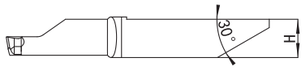

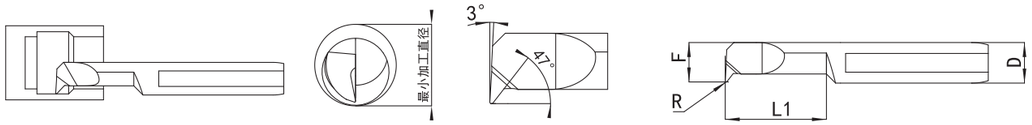

型号规格 Specifications	F	L1	S	R	D	H	最小加工孔径 Min.Dia	无涂层 uncoated	T10	T20	T30	T40
SCQR1.5 5L R0.1	1.3	5	0.3	0.1	D4	3.7	1.5	○	●	○	●	○
SCQR2 5L R0.1	1.8	5	0.3	0.1	D4	3.7	2.0	○	●	○	●	○
SCQR2 10L R0.1	1.8	10	0.3	0.1	D4	3.7	2.0	○	●	○	●	○
SCQR2.5 5L R0.1	2.3	5	0.3	0.1	D4	3.7	2.5	○	●	○	●	○
SCQR2.5 10L R0.1	2.3	10	0.3	0.1	D4	3.7	2.5	○	●	○	●	○
SCQR3 10L R0.1	2.8	10	0.6	0.1	D4	3.7	3.0	○	●	○	●	○
SCQR3 10L R0.2				0.2				○	●	○	●	○
SCQR3 15L R0.1	2.8	15	0.6	0.1	D4	3.7	3.0	○	●	○	●	○
SCQR3 15L R0.2				0.2				○	●	○	●	○
SCQR3.5 10L R0.1	3.3	10	0.8	0.1	D4	3.7	3.5	○	●	○	●	○
SCQR3.5 10L R0.2				0.2				○	●	○	●	○
SCQR3.5 15L R0.1	3.3	15	0.8	0.1	D4	3.7	3.5	○	●	○	●	○
SCQR3.5 15L R0.2				0.2				○	●	○	●	○
SCQR4 10L R0.1	3.8	10	0.8	0.1	D4	3.7	4.0	○	●	○	●	○
SCQR4 10L R0.2				0.2				○	●	○	●	○
SCQR4 15L R0.1	3.8	15	0.8	0.1	D4	3.7	4.0	○	●	○	●	○
SCQR4 15L R0.2				0.2				○	●	○	●	○
SCQR4 20L R0.1	3.8	20	0.8	0.1	D4	3.7	4.0	○	●	○	●	○
SCQR4 20L R0.2				0.2				○	●	○	●	○

●标准库存 Stock ○需预定 Available Upon Order

P		▲	△	▲	△
M		▲	▲	△	△
K		△	△	△	△
N	▲	△	△	▲	
S		△	△		▲
H		△	△		▲

单位：mm
unit: mm

P:钢 Steel
M:不锈钢 Stainless steel
K:球墨铸铁 Ductile Cast lron
N:有色金属/铝合金 Non-ferrous metal/Al-alloys
S:钛合金/高温合金 Titanium Alloys/High temp alloys
H:硬材料 Hardened materials
▲ 最适合 Most Suitable
△ 适合 Suitabel

MICRO-T00LS FOR BORING 小径镗刀

B

后斜定位系列
Rear oblique positioning series

SCQR
仿形切削 Profiling and Boring

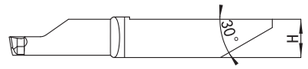

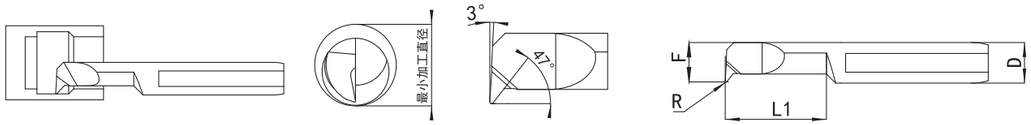

型号规格 Specifications	F	L1	S	R	D	H	最小加工孔径 Min.Dia	无涂层 uncoated	T10	T20	T30	T40
SCQR5 10L R0.1	4.8	10	1.2	0.1	D5	4.7	5.0	○	●	○	●	○
SCQR5 10L R0.2				0.2				○	●	○	●	○
SCQR5 15L R0.1	4.8	15	1.2	0.1	D5	4.7	5.0	○	●	○	●	○
SCQR5 15L R0.2				0.2				○	●	○	●	○
SCQR5 20L R0.1	4.8	20	1.2	0.1	D5	4.7	5.0	○	●	○	●	○
SCQR5 20L R0.2				0.2				○	●	○	●	○
SCQR5 30L R0.1	4.8	30	1.2	0.1	D5	4.7	5.0	○	●	○	●	○
SCQR5 30L R0.2				0.2				○	●	○	●	○
SCQR6 10L R0.1	5.8	10	1.2	0.1	D6	5.7	6.0	○	●	○	●	○
SCQR6 10L R0.2				0.2				○	●	○	●	○
SCQR6 15L R0.1	5.8	15	1.2	0.1	D6	5.7	6.0	○	●	○	●	○
SCQR6 15L R0.2				0.2				○	●	○	●	○
SCQR6 20L R0.1	5.8	20	1.2	0.1	D6	5.7	6.0	○	●	○	●	○
SCQR6 20L R0.2				0.2				○	●	○	●	○
SCQR6 30L R0.1	5.8	30	1.2	0.1	D6	5.7	6.0	○	●	○	●	○
SCQR6 30L R0.2				0.2				○	●	○	●	○
SCQR8 15L R0.2	7.8	15	1.6	0.2	D8	7.6	8.0	○	●	○	●	○
SCQR8 20L R0.2	7.8	20	1.6	0.2	D8	7.6	8.0	○	●	○	●	○
SCQR8 30L R0.2	7.8	30	1.6	0.2	D8	7.6	8.0	○	●	○	●	○

●标准库存 Stock ○需预定 Available Upon Order

P		▲	△	▲	△
M		▲	▲	△	△
K		△	△	△	△
N	▲	△	△	▲	
S		△	△		▲
H		△	△		▲

单位：mm
unit: mm

P:钢 Steel
M:不锈钢 Stainless steel
K:球墨铸铁 Ductile Cast lron
N:有色金属/铝合金 Non-ferrous metal/Al-alloys
S:钛合金/高温合金 Titanium Alloys/High temp alloys
H:硬材料 Hardened materials
▲ 最适合 Most Suitable
△ 适合 Suitabel

后斜定位系列 Rear oblique positioning series

后斜定位系列
Rear oblique positioning series

SCWR
切槽 Grooving

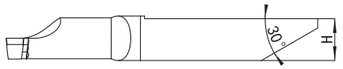

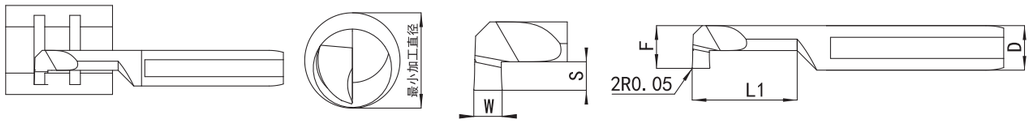

型号规格 Specifications	W	S	L1	F	D	H	最小加工孔径 Min.Dia	无涂层 uncoated	T10	T20	T30	T40
SCWR4 5L W0.5	0.5	1.0	5	3.8	D4	3.7	4.0	○	●	○	●	○
SCWR4 10L W0.5			10					○	●	○	●	○
SCWR4 5L W1.0	1.0	1.0	5	3.8	D4	3.7	4.0	○	●	○	●	○
SCWR4 10L W1.0			10					○	●	○	●	○
SCWR5 10L W1.0	1.0	2.0	10	4.8	D5	4.7	5.0	○	●	○	●	○
SCWR5 20L W1.0			20					○	●	○	●	○
SCWR5 10L W1.5	1.5	2.0	10	4.8	D5	4.7	5.0	○	●	○	●	○
SCWR5 20L W1.5			20					○	●	○	●	○
SCWR5 10L W2.0	2.0	2.0	10	4.8	D5	4.7	5.0	○	●	○	●	○
SCWR5 20L W2.0			20					○	●	○	●	○

●标准库存 Stock　○需预定 Available Upon Order

P		▲	△	▲	△
M		▲	▲	△	△
K		△	△	△	△
N	▲	△	△	▲	
S		△	△		▲
H		△	△		▲

单位：mm
unit: mm

P:钢 Steel
M:不锈钢 Stainless steel
K:球墨铸铁 Ductile Cast lron
N:有色金属/铝合金 Non-ferrous metal/Al-alloys
S:钛合金/高温合金 Titanium Alloys/High temp alloys
H:硬材料 Hardened materials
▲ 最适合 Most Suitable
△ 适合 Suitabel

MICRO-T00LS FOR BORING 小径镗刀

B

后斜定位系列
Rear oblique positioning series

SCWR
切槽 Grooving

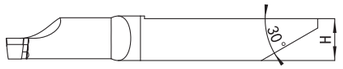

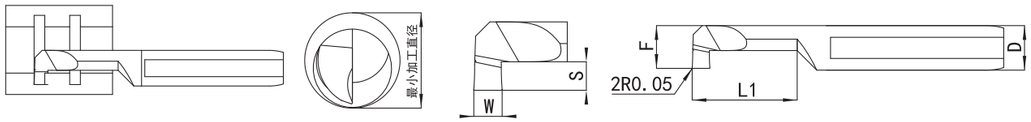

型号规格 Specifications	W	S	L1	F	D	H	最小加工孔径 Min.Dia	无涂层 uncoated	T10	T20	T30	T40
SCWR6 10L W1.0	1.0	1.0	10	5.8	D6	5.7	6.0	○	●	○	●	○
SCWR6 20L W1.0			20					○	●	○	●	○
SCWR6 10L W1.5	1.5	1.5	10	5.8	D6	5.7	6.0	○	●	○	●	○
SCWR6 20L W1.5			20					○	●	○	●	○
SCWR6 10L W2.0	2.0	2.0	10	5.8	D6	5.7	6.0	○	●	○	●	○
SCWR6 20L W2.0			20					○	●	○	●	○
SCWR8 10L W1.0	1.0	1.0	10	7.8	D8	7.7	8.0	○	●	○	●	○
SCWR8 20L W1.0			20					○	●	○	●	○
SCWR8 10L W1.5	1.5	1.5	10	7.8	D8	7.7	8.0	○	●	○	●	○
SCWR8 20L W1.5			20					○	●	○	●	○
SCWR8 10L W2.0	2.0	2.0	10	7.8	D8	7.7	8.0	○	●	○	●	○
SCWR8 20L W2.0			20					○	●	○	●	○
SCWR8 10L W3.0	3.0	3.0	10	7.8	D8	7.7	8.0	○	●	○	●	○
SCWR8 20L W3.0			20					○	●	○	●	○

●标准库存 Stock　○需预定 Available Upon Order

P		▲	△	▲	△
M		▲	▲	△	△
K		△	△	△	△
N	▲	△	△	▲	
S		△	△		▲
H		△	△		▲

单位：mm
unit: mm

P:钢 Steel
M:不锈钢 Stainless steel
K:球墨铸铁 Ductile Cast lron
N:有色金属/铝合金 Non-ferrous metal/Al-alloys
S:钛合金/高温合金 Titanium Alloys/High temp alloys
H:硬材料 Hardened materials
▲ 最适合 Most Suitable
△ 适合 Suitabel

后斜定位系列 Rear oblique positioning series

后斜定位系列
Rear oblique positioning series

SCFR
端面切槽 Face Grooving

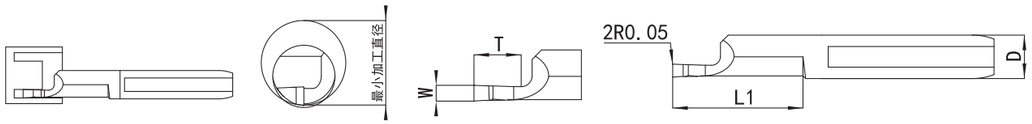

型号规格 Specifications	W	T	L1	D	H	最小加工孔径 Min.Dia	无涂层 uncoated	T10	T20	T30	T40
SCFR4 15L W0.5	0.5	1.5	15	D4	3.7	6.0	○	●	○	●	○
SCFR4 15L W0.75	0.75	2.5					○	●	○	●	○
SCFR4 15L W1.0	1.0	3.0					○	●	○	●	○
SCFR5 15L W1.0	1.0	3.0	15	D5	4.7	8.0	○	●	○	●	○
SCFR5 15L W1.5	1.5	4.5					○	●	○	●	○
SCFR5 15L W2.0	2.0	6.0					○	●	○	●	○
SCFR6 15L W1.0	1.0	3.0	15	D6	5.7	10.0	○	●	○	●	○
SCFR6 15L W1.5	1.5	4.5					○	●	○	●	○
SCFR6 15L W2.0	2.0	6.0					○	●	○	●	○
SCFR8 15L W1.0	1.0	3.0	15	D8	7.7	15.0	○	●	○	●	○
SCFR8 15L W1.5	1.5	4.5					○	●	○	●	○
SCFR8 15L W2.0	2.0	6.0					○	●	○	●	○
SCFR8 15L W2.5	2.5	7.5					○	●	○	●	○
SCFR8 15L W3.0	3.0	9.0					○	●	○	●	○

●标准库存 Stock ○需预定 Available Upon Order

P		▲	△	▲	△
M		▲	▲	△	△
K		△	△	△	△
N	▲	△	△	▲	
S		△	△		▲
H		△	△		▲

单位：mm
unit：mm

P:钢 Steel
M:不锈钢 Stainless steel
K:球墨铸铁 Ductile Cast lron
N:有色金属/铝合金 Non-ferrous metal/Al-alloys
S:钛合金/高温合金 Titanium Alloys/High temp alloys
H:硬材料 Hardened materials
▲ 最适合 Most Suitable
△ 适合 Suitabel

MICRO-T00LS FOR BORING 小径镗刀

B

后斜定位系列
Rear oblique positioning series

SCFL
端面切槽 Face Grooving

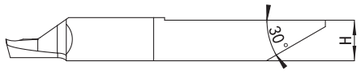

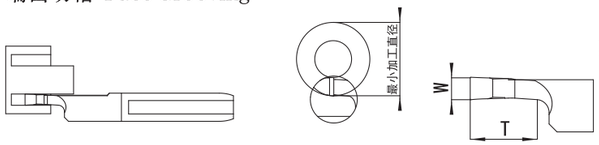

型号规格 Specifications	W	T	L1	D	H	最小加工孔径 Min.Dia	无涂层 uncoated	T10	T20	T30	T40
SCFL4 15L W0.5	0.5	1.5	15	D4	3.7	6.0	○	●	○	●	○
SCFL4 15L W0.75	0.75	2.5					○	●	○	●	○
SCFL4 15L W1.0	1.0	3.0					○	●	○	●	○
SCFL5 15L W1.0	1.0	3.0	15	D5	4.7	8.0	○	●	○	●	○
SCFL5 15L W1.5	1.5	4.5					○	●	○	●	○
SCFL5 15L W2.0	2.0	6.0					○	●	○	●	○
SCFL6 15L W1.0	1.0	3.0	15	D6	5.7	10.0	○	●	○	●	○
SCFL6 15L W1.5	1.5	4.5					○	●	○	●	○
SCFL6 15L W2.0	2.0	6.0					○	●	○	●	○
SCFL8 15L W1.0	1.0	3.0	15	D8	7.7	15.0	○	●	○	●	○
SCFL8 15L W1.5	1.5	4.5					○	●	○	●	○
SCFL8 15L W2.0	2.0	6.0					○	●	○	●	○
SCFL8 15L W2.5	2.5	7.5					○	●	○	●	○
SCFL8 15L W3.0	3.0	9.0					○	●	○	●	○

●标准库存 Stock ○需预定 Available Upon Order

P		▲	△	▲	△
M		▲	▲	△	△
K		△	△	△	△
N	▲	△	△	▲	
S		△	△		▲
H		△	△		▲

单位：mm
unit：mm

P:钢 Steel
M:不锈钢 Stainless steel
K:球墨铸铁 Ductile Cast lron
N:有色金属/铝合金 Non-ferrous metal/Al-alloys
S:钛合金/高温合金 Titanium Alloys/High temp alloys
H:硬材料 Hardened materials
▲ 最适合 Most Suitable
△ 适合 Suitabel

后斜定位系列 Rear oblique positioning series

后斜定位系列
Rear oblique positioning series

SCIR
螺纹加工 正牙60° Threading

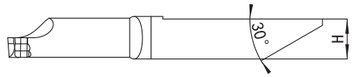

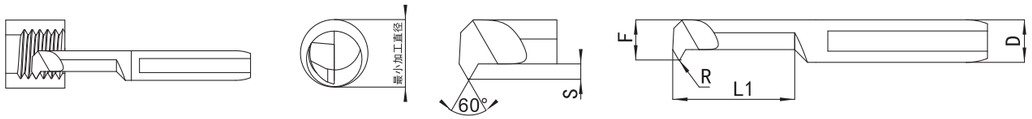

型号规格 Specifications	F	S	L1	R	D	H	螺距 Pitch	每英寸牙数 Threads per inch	最小加工孔径 Min.Dia	无涂层 uncoated	T10	T20	T30	T40
SCIR2 5L A60	1.9	0.7	5	0.05	D4	3.7	0.35-0.6	56-32	2.0	○	●	○	●	○
SCIR3 10L A60	3.0	1.0	10	0.05	D4	3.7	0.8-1.0	32-24	3.1	○	●	○	●	○
SCIR4 10L A60	3.8	1.0	10	0.05	D4	3.7	0.8-1.0	32-24	4.0	○	●	○	●	○
SCIR4 15L A60			15							○	●	○	●	○
SCIR5 10L A60	4.8	1.3	10	0.1	D5	4.7	1.0-1.25	24-20	5.0	○	●	○	●	○
SCIR5 15L A60			15							○	●	○	●	○
SCIR6 10L A60	5.6	1.5	10	0.1	D6	5.7	1.0-1.5	24-16	6.0	○	●	○	●	○
SCIR6 15L A60			15							○	●	○	●	○
SCIR8 10L A60	7.6	1.8	10	0.1	D8	7.7	1.0-2.0	24-13	8.0	○	●	○	●	○
SCIR8 20L A60			20							○	●	○	●	○

●标准库存 Stock ○需预定 Available Upon Order

P		▲	△	▲	△
M		▲	▲	△	△
K		△	△	△	△
N	▲	△	△	▲	
S		△	△		▲
H		△	△		▲

单位：mm
unit: mm

P:钢 Steel
M:不锈钢 Stainless steel
K:球墨铸铁 Ductile Cast lron
N:有色金属/铝合金 Non-ferrous metal/Al-alloys
S:钛合金/高温合金 Titanium Alloys/High temp alloys
H:硬材料 Hardened materials
▲ 最适合 Most Suitable
△ 适合 Suitabel

后斜定位系列
Rear oblique positioning series

SCIR
螺纹加工 正牙55° Threading

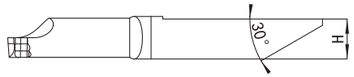

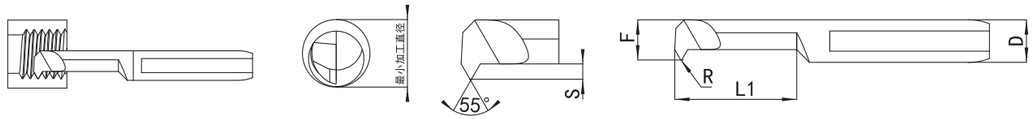

型号规格 Specifications	F	S	L1	R	D	H	螺距 Pitch	每英寸牙数 Threads per inch	最小加工孔径 Min.Dia	无涂层 uncoated	T10	T20	T30	T40
SCIR3 10L A55	3.0	1.0	10	0.05	D4	3.7	0.5-1.0	48-24	3.1	○	●	○	●	○
SCIR4 10L A55	3.8	1.0	10	0.05	D4	3.7	0.5-1.0	48-24	4.0	○	●	○	●	○
SCIR4 15L A55			15							○	●	○	●	○
SCIR5 10L A55	4.8	1.3	10	0.1	D5	4.7	0.5-1.25	48-20	5.0	○	●	○	●	○
SCIR5 15L A55			15							○	●	○	●	○
SCIR6 10L A55	5.6	1.5	10	0.1	D6	5.7	0.5-1.5	48-16	6.0	○	●	○	●	○
SCIR6 15L A55			15							○	●	○	●	○
SCIR8 10L A55	7.6	1.8	10	0.1	D8	7.7	1.0-2.0	48-14	8.0	○	●	○	●	○
SCIR8 20L A55			20							○	●	○	●	○

●标准库存 Stock ○需预定 Available Upon Order

P		▲	△	▲	△
M		▲	▲	△	△
K		△	△	△	△
N	▲	△	△	▲	
S		△	△		▲
H		△	△		▲

单位：mm
unit: mm

P:钢 Steel
M:不锈钢 Stainless steel
K:球墨铸铁 Ductile Cast lron
N:有色金属/铝合金 Non-ferrous metal/Al-alloys
S:钛合金/高温合金 Titanium Alloys/High temp alloys
H:硬材料 Hardened materials
▲ 最适合 Most Suitable
△ 适合 Suitabel

XSHB 后斜定位套筒
XSHB Series Toolholders

XSHB	20	06
①	②	③
① XSHB 系列名称 Series	② 套筒柄径 Shank Cross Section	③ 刀具柄径 Bar Diameter
	20-20mm	04-4mm
	25-25mm	06-6mm

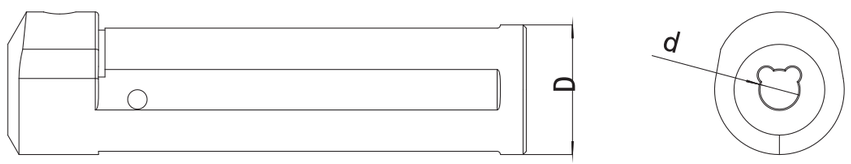

型号规格 Specifications	D	d
XSHB1204	12	4
XSHB1205		5
XSHB1206		6

型号规格 Specifications	D	d
XSHB1604	16	4
XSHB1605		5
XSHB1606		6
XSHB1608		8

型号规格 Specifications	D	d
XSHB2004	20	4
XSHB2005		5
XSHB2006		6
XSHB2008		8

型号规格 Specifications	D	d
XSHB2204	22	4
XSHB2205		5
XSHB2206		6
XSHB2208		8

型号规格 Specifications	D	d
XSHB2504	25	4
XSHB2505		5
XSHB2506		6
XSHB2508		8

侧定位 带油槽出水
Side-locking with coolant hole

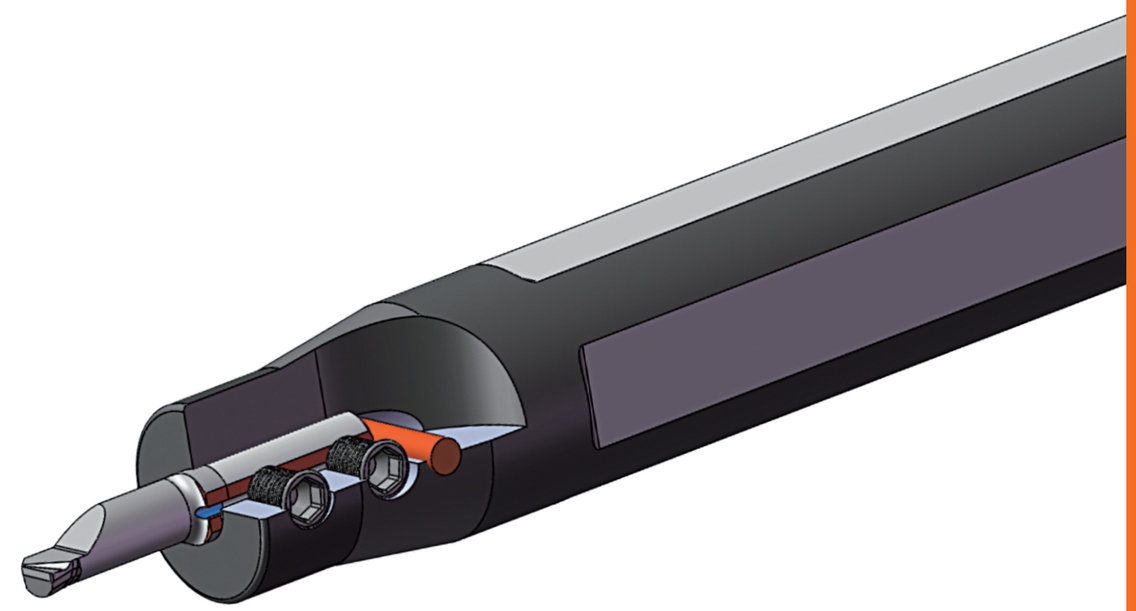

产品 System	YP	YS	YQ	YU	YX	YC	YG	YF	YI 60°	YMI	YI 55°	YSK
页码 Seite/Page	C46	C48	C49	C50	C51	C52	C53	C56	C57	C58	C59	C60

侧定位 带油槽出水
Side-locking with coolant hole

YP
仿形切削 Profiling and Boring



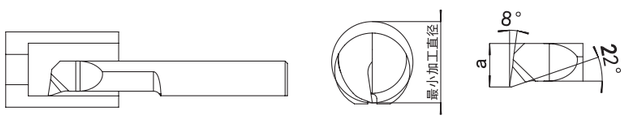

型号规格 Specifications	a	d	L1	R	D	L	最小加工孔径 Min.Dia	T40 R	T40 L
YP1.4.008	0.9	0.7	4	0.08	D4	20	1.0	●	○
YP1.6.008			6			22		●	○
YP2.6.010	1.7	1.4	6	0.1	D4	22	2.0	●	○
YP2.11.010			11			27		●	○
YP3.11.015	2.7	2.4	11	0.15	D4	27	3.0	●	○
YP3.16.015			16			32		●	○
YP3.21.015			21			37		●	○
YP4.11.005	3.7	3.3	11	0.05	D4	27	4.0	●	○
YP4.16.005			16			32		●	○
YP4.21.005			21			37		●	○
YP4.11.020	3.7	3.3	11	0.2	D4	27	4.0	●	○
YP4.16.020			16			32		●	○
YP4.21.020			21			37		●	○

●标准库存 Stock ○需预定 Available Upon Order

P	△
M	△
K	△
N	
S	▲
H	▲

单位：mm
unit: mm

P:钢 Steel
M:不锈钢 Stainless steel
K:球墨铸铁 Ductile Cast lron
N:有色金属/铝合金 Non-ferrous metal/Al-alloys
S:钛合金/高温合金 Titanium Alloys/High temp alloys
H:硬材料 Hardened materials
▲ 最适合 Most Suitable
△ 适合 Suitabel

侧定位 带油槽出水
Side-locking with coolant hole

YP
仿形切削 Profiling and Boring



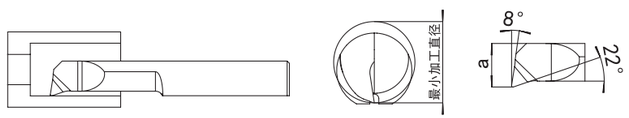

型号规格 Specifications	a	d	L1	R	D	L	最小加工孔径 Min.Dia	T40 R	T40 L
YP5.11.020	4.6	4.0	11	0.2	D5	27	5.0	●	○
YP5.16.020			16			32		●	○
YP5.21.020			21			37		●	○
YP5.31.020			31			47		●	○
YP6.16.020	5.6	5.0	16	0.2	D6	32	6.0	●	○
YP6.21.020			21			37		●	○
YP6.26.020			26			42		●	○
YP6.36.020			36			52		●	○
YP7.21.020	6.3	5.7	21	0.2	D7	37	6.8	●	○
YP7.26.020			26			42		●	○
YP7.31.020			31			47		●	○
YP7.41.020			41			57		●	○

●标准库存 Stock ○需预定 Available Upon Order

P	△
M	△
K	△
N	
S	▲
H	▲

单位：mm
unit: mm

P:钢 Steel
M:不锈钢 Stainless steel
K:球墨铸铁 Ductile Cast lron
N:有色金属/铝合金 Non-ferrous metal/Al-alloys
S:钛合金/高温合金 Titanium Alloys/High temp alloys
H:硬材料 Hardened materials
▲ 最适合 Most Suitable
△ 适合 Suitabel

侧定位 带油槽出水
Side-locking with coolant hole

YS
仿形切削 Profiling and Boring



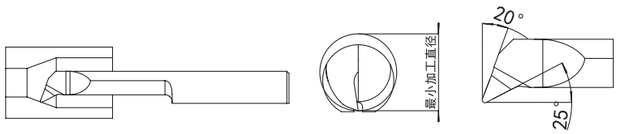

型号规格 Specifications	a	d	L1	R	D	L	最小加工孔径 Min.Dia	T40 R	T40 L
YS3.06.010	2.45	2.05	6	0.1	D4	22	2.7	●	○
YS3.11.010			11			27		●	○
YS3.16.010			16			32		●	○
YS4.11.015	3.5	2.60	11	0.15	D4	27	4.0	●	○
YS4.16.015			16			32		●	○
YS4.21.015			21			37		●	○
YS5.11.020	4.4	3.30	11	0.2	D5	27	5.0	●	○
YS5.26.020			26			42		●	○
YS6.21.020	5.3	3.40	21	0.2	D6	37	6.0	●	○
YS6.31.020			31			47		●	○

●标准库存 Stock ○需预定 Available Upon Order

P	△
M	△
K	△
N	
S	▲
H	▲

单位：mm
unit：mm

P:钢 Steel
M:不锈钢 Stainless steel
K:球墨铸铁 Ductile Cast lron
N:有色金属/铝合金 Non-ferrous metal/Al-alloys
S:钛合金/高温合金 Titanium Alloys/High temp alloys
H:硬材料 Hardened materials
▲ 最适合 Most Suitable
△ 适合 Suitabel

侧定位 带油槽出水
Side-locking with coolant hole

YQ
仿形切削 Profiling and Boring

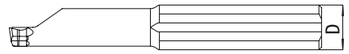

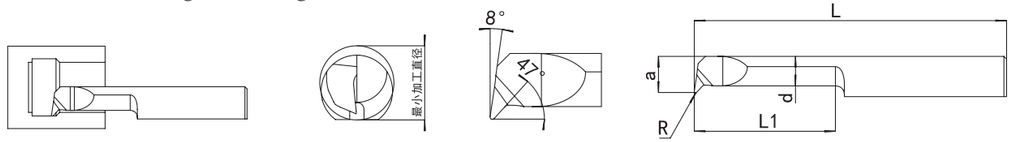

型号规格 Specifications	a	d	L1	R	D	L	最小加工孔径 Min.Dia	T40 R	T40 L
YQ2.11.010	1.95	1.45	11	0.1	D4	27	2.2	●	○
YQ3.16.010	2.45	1.85	16	0.1	D4	32	2.7	●	○
YQ3.5.16.010	2.95	2.25	16	0.1	D4	32	3.2	●	○
YQ4.11.015	3.5	2.6	11	0.15	D4	27	4.0	●	○
YQ4.16.015			16			32		●	○
YQ4.21.015			21			37		●	○
YQ5.16.015	4.4	3.3	16	0.15	D5	27	5.0	●	○
YQ5.26.015			26			42		●	○
YQ6.21.015	5.3	3.4	21	0.15	D6	37	6.0	●	○
YQ6.31.015			31			47		●	○

●标准库存 Stock ○需预定 Available Upon Order

P	△
M	△
K	△
N	
S	▲
H	▲

单位：mm
unit：mm

P:钢 Steel
M:不锈钢 Stainless steel
K:球墨铸铁 Ductile Cast lron
N:有色金属/铝合金 Non-ferrous metal/Al-alloys
S:钛合金/高温合金 Titanium Alloys/High temp alloys
H:硬材料 Hardened materials
▲ 最适合 Most Suitable
△ 适合 Suitabel

侧定位 带油槽出水
Side-locking with coolant hole



YU
90° 端面仿形切削 Profiling，90° Face Boring

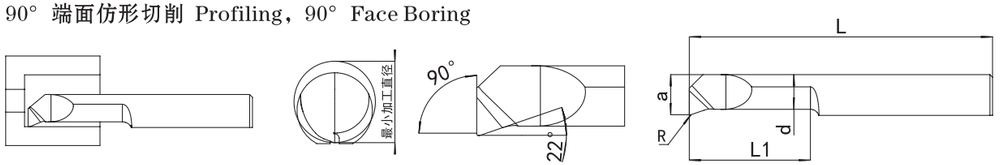

型号规格 Specifications	a	d	L1	R	D	L	最小加工孔径 Min.Dia	T40 R	T40 L
YU4.11.015	3.5	2.9	11	0.15	D4	27	4.0	•	○
YU4.16.015			16			32		•	○
YU5.11.015	4.4	3.6	11	0.15	D5	27	5.0	•	○
YU5.16.015			16			32		•	○
YU5.21.015			21			37		•	○
YU6.16.015	5.4	4.4	16	0.15	D6	32	6.0	•	○
YU6.21.015			21			37		•	○

●标准库存 Stock ○需预定 Available Upon Order

P	△
M	△
K	△
N	
S	▲
H	▲

单位：mm
unit：mm

P:钢 Steel
M:不锈钢 Stainless steel
K:球墨铸铁 Ductile Cast lron
N:有色金属/铝合金 Non-ferrous metal/Al-alloys
S:钛合金/高温合金 Titanium Alloys/High temp alloys
H:硬材料 Hardened materials
▲ 最适合 Most Suitable
△ 适合 Suitabel

侧定位 带油槽出水
Side-locking with coolant hole

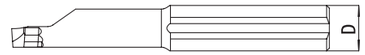

YX
反向镗削 Back Turning

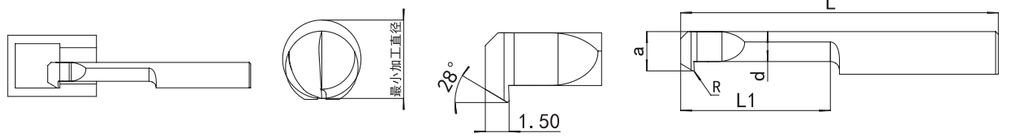

型号规格 Specifications	a	d	L1	R	D	L	最小加工孔径 Min.Dia	T40 R	T40 L
YX3.16.005	2.6	2.0	16	0.05	D4	32	3.0	•	○
YX4.21.010	3.5	2.6	21	0.1	D4	37	4.0	•	○
YX5.31.015	4.4	3.3	31	0.15	D5	47	5.0	•	○
YX6.31.015	5.3	3.4	31	0.15	D6	47	6.0	•	○
YX7.31.015	6.3	3.7	31	0.15	D7	47	7.0	•	○

●标准库存 Stock ○需预定 Available Upon Order

P	△
M	△
K	△
N	
S	▲
H	▲

单位：mm
unit：mm

P:钢 Steel
M:不锈钢 Stainless steel
K:球墨铸铁 Ductile Cast lron
N:有色金属/铝合金 Non-ferrous metal/Al-alloys
S:钛合金/高温合金 Titanium Alloys/High temp alloys
H:硬材料 Hardened materials
▲ 最适合 Most Suitable
△ 适合 Suitabel

侧定位 带油槽出水
Side-locking with coolant hole

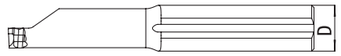

YC
内孔镗刀及倒角 Chamfering and Boring

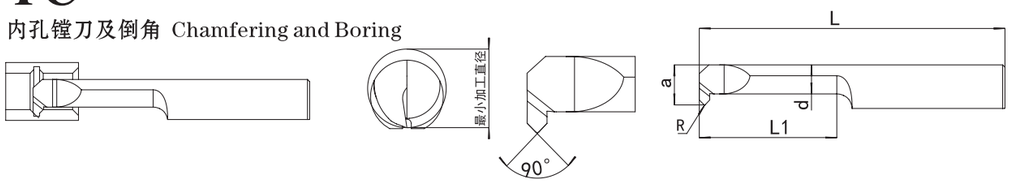

型号规格 Specifications	a	d	L1	R	D	L	最小加工孔径 Min.Dia	T40 R	T40 L
YC4.16.005	3.7	2.8	16	0.05	D4	32	4.0	●	○
YC5.21.010	4.4	3.1	21	0.1	D5	37	5.0	●	○
YC6.26.015	5.3	3.8	26	0.15	D6	42	6.0	●	○
YC7.41.020	6.3	4.4	41	0.2	D7	57	7.0	●	○

●标准库存 Stock ○需预定 Available Upon Order

P	△
M	△
K	△
N	
S	▲
H	▲

单位：mm
unit：mm

P:钢 Steel
M:不锈钢 Stainless steel
K:球墨铸铁 Ductile Cast lron
N:有色金属/铝合金 Non-ferrous metal/Al-alloys
S:钛合金/高温合金 Titanium Alloys/High temp alloys
H:硬材料 Hardened materials
▲ 最适合 Most Suitable
△ 适合 Suitabel

侧定位 带油槽出水
Side-locking with coolant hole

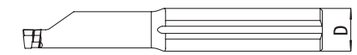

YG
切槽 Grooving

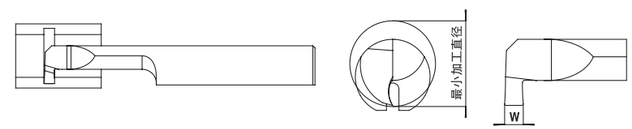

型号规格 Specifications	W	a	d	L1	D	L	最小加工孔径 Min.Dia	T40 R	T40 L
YG2.06.05	0.5	1.75	1.15	6	D4	22	2.0	●	○
YG2.11.05				11		27		●	○
YG3.06.075	0.75	2.7	1.9	6	D4	22	3.0	●	○
YG3.11.075				11		27		●	○
YG4.11.10	1.0	3.5	2.4	11	D4	27	4.0	●	○
YG4.16.10				16		32		●	○
YG5.16.10	1.0	4.4	3.2	16	D5	32	5.0	●	○
YG5.21.10				21		37		●	○
YG5.26.10				26		42		●	○
YG5.31.10				31		47		●	○
YG5.16.15	1.5	4.4	3.2	16	D5	32	5.0	●	○
YG5.21.15				21		37		●	○
YG5.26.15				26		42		●	○
YG5.31.15				31		47		●	○
YG5.16.20	2.0	4.4	3.2	16	D5	32	5.0	●	○
YG5.21.20				21		37		●	○
YG5.26.20				26		42		●	○
YG5.31.20				31		47		●	○

●标准库存 Stock ○需预定 Available Upon Order

P	△
M	△
K	△
N	
S	▲
H	▲

单位：mm
unit：mm

P:钢 Steel
M:不锈钢 Stainless steel
K:球墨铸铁 Ductile Cast lron
N:有色金属/铝合金 Non-ferrous metal/Al-alloys
S:钛合金/高温合金 Titanium Alloys/High temp alloys
H:硬材料 Hardened materials
▲ 最适合 Most Suitable
△ 适合 Suitabel

侧定位 带油槽出水
Side-locking with coolant hole

YG
切槽 Grooving

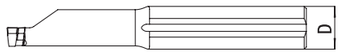

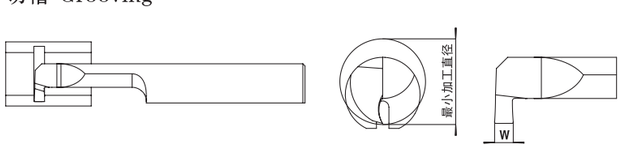

型号规格 Specifications	W	a	d	L1	D	L	最小加工孔径 Min.Dia	T40 R	T40 L
YG6.16.10	1.0	5.3	3.3	16	D6	32	6.0	●	○
YG6.21.10				21		37		●	○
YG6.26.10				26		42		●	○
YG6.36.10				36		52		●	○
YG6.16.15	1.5	5.3	3.3	16	D6	32	6.0	●	○
YG6.21.15				21		37		●	○
YG6.26.15				26		42		●	○
YG6.36.15				36		52		●	○
YG6.16.20	2.0	5.3	3.3	16	D6	32	6.0	●	○
YG6.21.20				21		37		●	○
YG6.26.20				26		42		●	○
YG6.36.20				36		52		●	○

●标准库存 Stock ○需预定 Available Upon Order

P	△
M	△
K	△
N	
S	▲
H	▲

单位：mm
unit：mm

P:钢 Steel
M:不锈钢 Stainless steel
K:球墨铸铁 Ductile Cast lron
N:有色金属/铝合金 Non-ferrous metal/Al-alloys
S:钛合金/高温合金 Titanium Alloys/High temp alloys
H:硬材料 Hardened materials
▲ 最适合 Most Suitable
△ 适合 Suitabel

MICRO-T00LS FOR BORING 小径镗刀

侧定位 带油槽出水
Side-locking with coolant hole

YG
切槽 Grooving

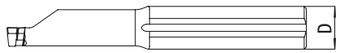

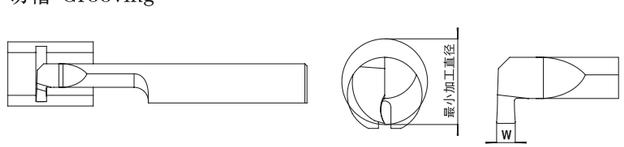

型号规格 Specifications	W	a	d	L1	D	L	最小加工孔径 Min.Dia	T40 R	T40 L
YG7.16.10	1.0	6.3	3.6	16	D7	32	7.0	●	○
YG7.26.10				26		42		●	○
YG7.31.10				31		47		●	○
YG7.36.10				36		52		●	○
YG7.46.10				46		62		●	○
YG7.16.15	1.5	6.3	3.6	16	D7	32	7.0	●	○
YG7.26.15				26		42		●	○
YG7.31.15				31		47		●	○
YG7.36.15				36		52		●	○
YG7.46.15				46		62		●	○
YG7.16.20	2.0	6.3	3.6	16	D7	32	7.0	●	○
YG7.26.20				26		42		●	○
YG7.31.20				31		47		●	○
YG7.36.20				36		52		●	○
YG7.41.20				41		57		●	○

●标准库存 Stock ○需预定 Available Upon Order

P	△
M	△
K	△
N	
S	▲
H	▲

单位：mm
unit：mm

P:钢 Steel
M:不锈钢 Stainless steel
K:球墨铸铁 Ductile Cast lron
N:有色金属/铝合金 Non-ferrous metal/Al-alloys
S:钛合金/高温合金 Titanium Alloys/High temp alloys
H:硬材料 Hardened materials
▲ 最适合 Most Suitable
△ 适合 Suitabel

侧定位 带油槽出水
Side-locking with coolant hole

YF
端面切槽 Face Grooving

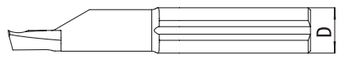

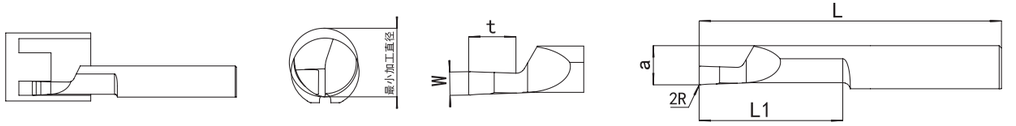

型号规格 Specifications	R	W	t	a	L1	D	L	最小加工孔径 Min.Dia	T40 R	T40 L
YF5.21.003.10	0.03	1.0	2.0	4.2	21	D6	37	5.0	●	○
YF5.21.005.15		1.5	3.0						●	○
YF5.21.005.20		2.0	5.0						●	○
YF6.21.005.10	0.05	1.0	2.0	5.2	21	D6	37	6.0	●	○
YF6.21.005.15		1.5	3.0						●	○
YF6.21.005.20		2.0	5.0						●	○
YF6.16.005.25		2.5	5.0		16		31		●	○
YF8.21.008.10	0.08	1.0	2.0	5.9	21	D7	37	8.0	●	○
YF8.21.015.15	0.15	1.5	3.0						●	○
YF8.21.015.20		2.0	4.0						●	○
YF8.21.015.25		2.5	5.0						●	○
YF8.21.015.30		3.0	6.0						●	○

●标准库存 Stock ○需预定 Available Upon Order

P	△
M	△
K	△
N	
S	▲
H	▲

单位：mm
unit: mm

P:钢 Steel
M:不锈钢 Stainless steel
K:球墨铸铁 Ductile Cast lron
N:有色金属/铝合金 Non-ferrous metal/Al-alloys
S:钛合金/高温合金 Titanium Alloys/High temp alloys
H:硬材料 Hardened materials
▲ 最适合 Most Suitable
△ 适合 Suitabel

侧定位 带油槽出水
Side-locking with coolant hole

YI
螺纹加工 正牙60° Threading

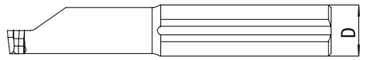

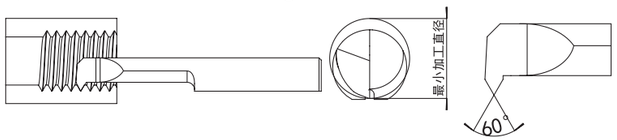

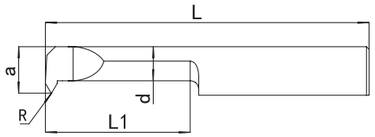

型号规格 Specifications	a	d	L1	R	D	L	螺距 Pitch	每英寸牙数 Threads per inch	最小加工孔径 Min.Dia	T40 R	T40 L
YI2.4.11.A60	2.2	1.6	11	0.03	D4	27	0.5-0.7	48-36	2.4	●	○
YI3.8.11.A60	3.7	2.8	11	0.03	D4	27	0.5-1.0	48-24	3.8	●	○
YI3.8.16.A60			16	0.03		32		48-24		●	○
YI4.8.16.A60 P1.0	4.7	3.2	16	0.03	D5	32	0.5-1.0	48-24	4.8	●	○
YI4.8.16.A60 P1.5				0.06			1.0-1.5	24-16		●	○
YI5.8.21.A60	5.5	4.0	21	0.03	D6	37	1.0-1.5	24-16	5.8	●	○

●标准库存 Stock ○需预定 Available Upon Order

P	△
M	△
K	△
N	
S	▲
H	▲

单位：mm
unit: mm

P:钢 Steel
M:不锈钢 Stainless steel
K:球墨铸铁 Ductile Cast lron
N:有色金属/铝合金 Non-ferrous metal/Al-alloys
S:钛合金/高温合金 Titanium Alloys/High temp alloys
H:硬材料 Hardened materials
▲ 最适合 Most Suitable
△ 适合 Suitabel

侧定位 带油槽出水
Side-locking with coolant hole

YMI
螺纹加工 正牙55° Threading

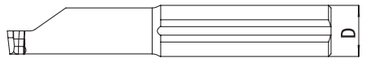

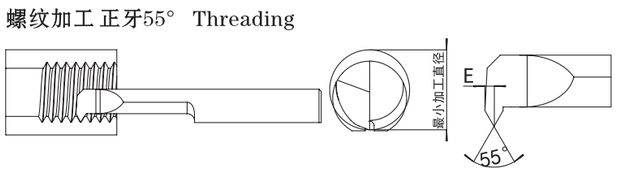

型号规格 Specifications	a	d	L1	R	D	L	E	每英寸牙数 Threads per inch	最小加工孔径 Min.Dia	T40 R	T40 L
YMI4.2.11.A55	3.9	2.8	11	0.12	D4	27	0.5	28-24	4.2	●	○
YMI4.7.16.A55	3.9	3.3	16	0.17	D5	32	0.35	20-16	4.7	●	○

●标准库存 Stock ○需预定 Available Upon Order

P	△
M	△
K	△
N	
S	▲
H	▲

单位：mm
unit：mm

P:钢 Steel
M:不锈钢 Stainless steel
K:球墨铸铁 Ductile Cast lron
N:有色金属/铝合金 Non-ferrous metal/Al-alloys
S:钛合金/高温合金 Titanium Alloys/High temp alloys
H:硬材料 Hardened materials
▲ 最适合 Most Suitable
△ 适合 Suitabel

侧定位 带油槽出水
Side-locking with coolant hole

YI
螺纹加工 正牙55° Threading

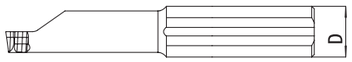

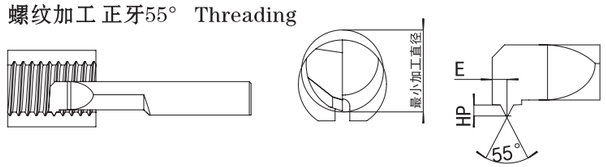

型号规格 Specifications	a	d	L1	Hp	D	L	E	每英寸牙数 Threads per inch	最小加工孔径 Min.Dia	T40 R	T40 L
YI5.2.16.A55	4.95	3.75	16	0.58	D5	32	0.8	28	1/16-28BSP/G1/16	●	○
YI6.2.16.A55	5.95	3.75	16	0.86	D6	32	1.0	19	1/4-19BSP/G1/4	●	○

●标准库存 Stock ○需预定 Available Upon Order

P	△
M	△
K	△
N	
S	▲
H	▲

单位：mm
unit：mm

P:钢 Steel
M:不锈钢 Stainless steel
K:球墨铸铁 Ductile Cast lron
N:有色金属/铝合金 Non-ferrous metal/Al-alloys
S:钛合金/高温合金 Titanium Alloys/High temp alloys
H:硬材料 Hardened materials
▲ 最适合 Most Suitable
△ 适合 Suitabel

YSK 侧定位 带油槽出水定位套筒
YSK Series Toolholders

YSK	20	06
①	②	③
① YSK 系列名称 Series	② 套筒柄径 Shank Cross Section	③ 刀具柄径 Bar Diameter
	20-20mm	04-4mm
	22-22mm	06-6mm



型号规格 Specifications	D	d
YSK1604	16	4
YSK1605		5
YSK1606		6
YSK1607		7

型号规格 Specifications	D	d
YSK2004	20	4
YSK2005		5
YSK2006		6
YSK2007		7

型号规格 Specifications	D	d
YSK2204	22	4
YSK2205		5
YSK2206		6
YSK2207		7

刀片式镗刀
Insert type Boring

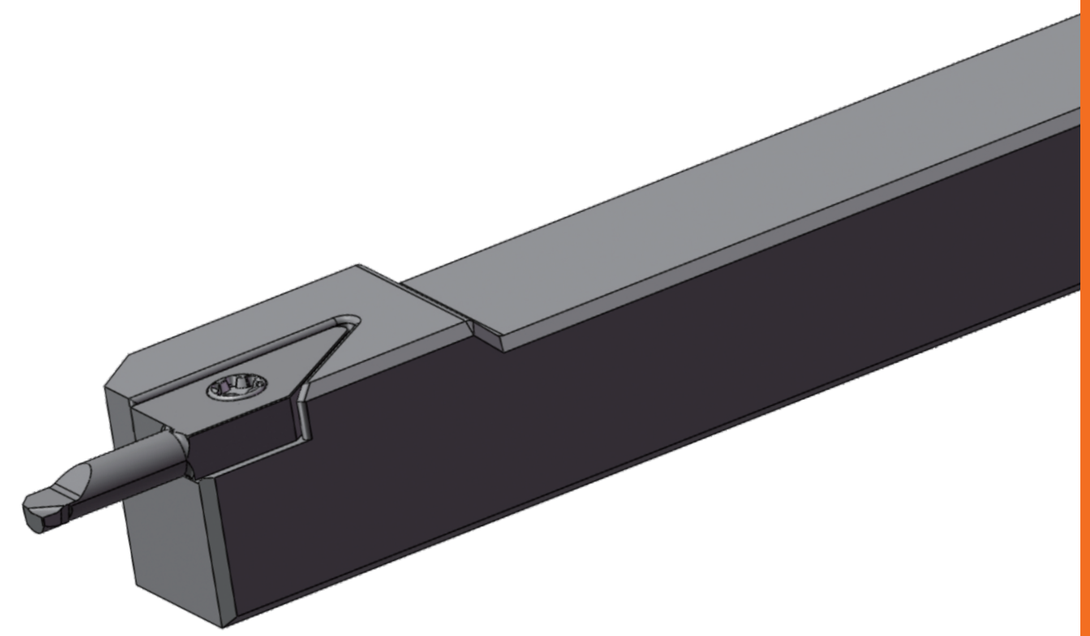

产品 System	XNBR-S	XNBR-NB	XNBTR	XNGR	XNFGR	XNTR	XNBR	
页码 Seite/Page	D61	D62	D63	D64	D65	D66	D67	

刀片式镗刀
Insert type Boring

XNBR-S
内孔车削 Boring

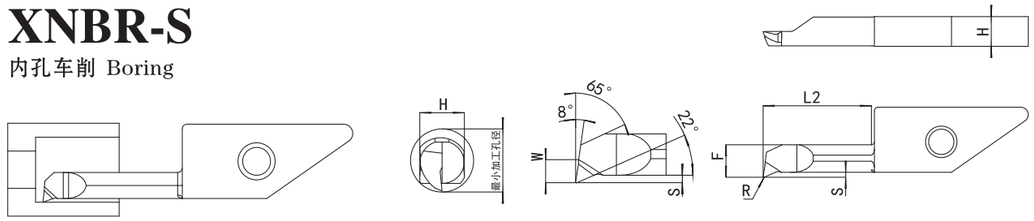

型号规格 Specifications	W	L2	F	S	R	H	最小加工孔径 Min.Dia	T10	T20	T30	T40
XNBR01505-005S	0.7	5	1.3	0.2	0.05	3.9	1.5	○	●	○	○
XNBR0206-01S	0.8	6	1.8	0.25	0.1	3.9	2.0	○	●	○	○
XNBR025085-01S	0.8	8.5	2.3	0.4	0.1	3.9	2.5	○	●	○	○
XNBR0311-01S	0.8	11	2.6	0.4	0.1	3.9	3.0	○	●	○	○
XNBR0311-02S					0.2			○	●	○	○
XNBR03515-01S	0.8	15	3.0	0.5	0.1	3.9	3.5	○	●	○	○
XNBR0415-01S	0.8	15	3.5	0.5	0.1	3.9	4.0	○	●	○	○
XNBR0415-02S					0.2			○	●	○	○
XNBR0515-01S	1.0	15	4.5	0.7	0.1	3.9	5.0	○	●	○	○
XNBR0515-02S					0.2			○	●	○	○
XNBR0615-01S	1.2	15	5.3	1.0	0.1	3.9	6.0	○	●	○	○
XNBR0615-02S					0.2			○	●	○	○

●标准库存 Stock　○需预定 Available Upon Order

P	▲	△	▲	△
M	▲	▲	△	△
K	△	△	△	△
N	△	△	▲	
S	△	△		▲
H	△	△		▲

单位：mm
unit：mm

P:钢 Steel
M:不锈钢 Stainless steel
K:球墨铸铁 Ductile Cast lron
N:有色金属/铝合金 Non-ferrous metal/Al-alloys
S:钛合金/高温合金 Titanium Alloys/High temp alloys
H:硬材料 Hardened materials
▲ 最适合 Most Suitable
△ 适合 Suitabel

刀片式镗刀
Insert type Boring

XNBR-NB
内孔车削 Boring

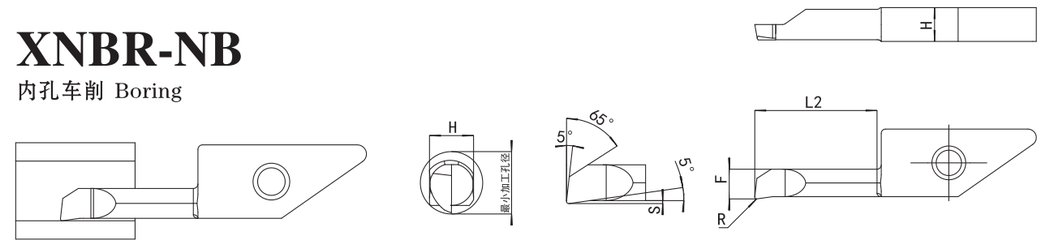

型号规格 Specifications	L2	F	S	R	H	最小加工孔径 Min.Dia	T10	T20	T30	T40
XNBR0206-01NB	6	1.8	0.2	0.1	3.9	2.0	○	●	○	○
XNBR0206-02NB				0.2			○	●	○	○
XNBR0311-01NB	11	2.6	0.25	0.1	3.9	3.0	○	●	○	○
XNBR0311-02NB				0.2			○	●	○	○
XNBR0415-01NB	15	3.5	0.25	0.1	3.9	4.0	○	●	○	○
XNBR0415-02NB				0.2			○	●	○	○
XNBR0515-01NB	15	4.5	0.25	0.1	3.9	5.0	○	●	○	○
XNBR0515-02NB				0.2			○	●	○	○
XNBR0615-01NB	15	5.3	0.25	0.1	3.9	6.0	○	●	○	○
XNBR0615-02NB				0.2			○	●	○	○

●标准库存 Stock　○需预定 Available Upon Order

P	▲	△	▲	△
M	▲	▲	△	△
K	△	△	△	△
N	△	△	▲	
S	△	△		▲
H	△	△		▲

单位：mm
unit：mm

P:钢 Steel
M:不锈钢 Stainless steel
K:球墨铸铁 Ductile Cast lron
N:有色金属/铝合金 Non-ferrous metal/Al-alloys
S:钛合金/高温合金 Titanium Alloys/High temp alloys
H:硬材料 Hardened materials
▲ 最适合 Most Suitable
△ 适合 Suitabel

刀片式镗刀
Insert type Boring

XNBTR
反向镗削 Back Turning

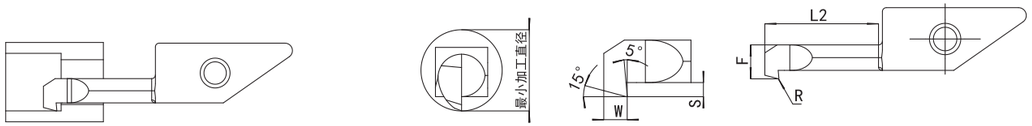

型号规格 Specifications	W	L2	F	S	R	H	最小加工孔径 Min.Dia	T10	T20	T30	T40
XNBTR04150-005	1.5	15	3.6	1.0	0.05	3.9	4.0	○	●	○	○
XNBTR05150-005	1.5	15	4.6	1.3	0.05	3.9	5.0	○	●	○	○
XNBTR06150-005	1.5	15	5.6	1.5	0.05	3.9	6.0	○	●	○	○

●标准库存 Stock　○需预定 Available Upon Order

P	▲	△	▲	△
M	▲	▲	△	△
K	△	△	△	△
N	△	△	▲	
S	△	△		▲
H	△	△		▲

单位：mm
unit: mm

P:钢 Steel
M:不锈钢 Stainless steel
K:球墨铸铁 Ductile Cast lron
N:有色金属/铝合金 Non-ferrous metal/Al-alloys
S:钛合金/高温合金 Titanium Alloys/High temp alloys
H:硬材料 Hardened materials
▲ 最适合 Most Suitable
△ 适合 Suitabel

刀片式镗刀
Insert type Boring

XNGR
切槽 Grooving

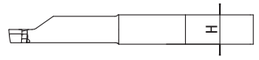

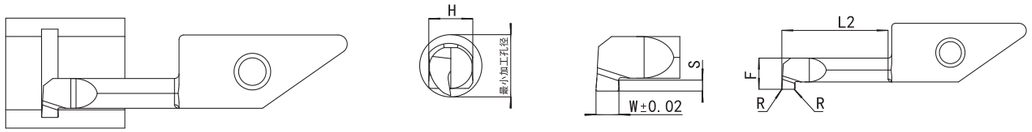

型号规格 Specifications	W	S	F	L2	R	H	最小加工孔径 Min.Dia	T10	T20	T30	T40
XNGR0410-11	1.0	0.8	3.5	11	0.05	3.9	4.0	○	●	○	○
XNGR0420-11	2.0							○	●	○	○
XNGR0510-11	1.0	1.2	4.4	11	0.05	3.9	5.0	○	●	○	○
XNGR0520-11	2.0							○	●	○	○
XNGR0610-15	1.0	2.0	5.2	15	0.05	3.9	6.0	○	●	○	○
XNGR0620-15	2.0							○	●	○	○
XNGR0710-15	1.0	2.0	6.2	15	0.05	3.9	7.0	○	●	○	○
XNGR0720-15	2.0							○	●	○	○

●标准库存 Stock　○需预定 Available Upon Order

P	▲	△	▲	△
M	▲	▲	△	△
K	△	△	△	△
N	△	△	▲	
S	△	△		▲
H	△	△		▲

单位：mm
unit: mm

P:钢 Steel
M:不锈钢 Stainless steel
K:球墨铸铁 Ductile Cast lron
N:有色金属/铝合金 Non-ferrous metal/Al-alloys
S:钛合金/高温合金 Titanium Alloys/High temp alloys
H:硬材料 Hardened materials
▲ 最适合 Most Suitable
△ 适合 Suitabel

刀片式镗刀
Insert type Boring

XNFGR
端面切槽 Face Grooving



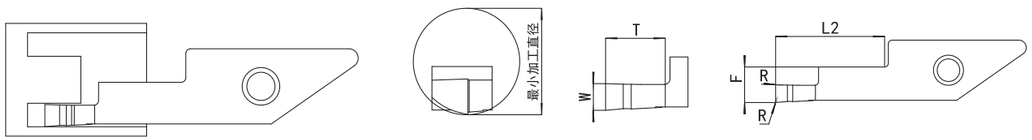

型号规格 Specifications	W	T	L2	F	R	H	最小加工孔径 Min.Dia	T10	T20	T30	T40
XNFGR0810-10	1.0	3	10	4.4	0.05	3.9	8.0	○	●	○	○
XNFGR0820-10	2.0	5	10	4.4	0.05	3.9	8.0	○	●	○	○
XNFGR0830-10	3.0	6	10	4.4	0.05	3.9	8.0	○	●	○	○
XNFGR0840-12	4.0	12	12	4.0	0.3	3.9	8.0	○	●	○	○

●标准库存 Stock　○需预定 Available Upon Order

P	▲	△	▲	△
M	▲	▲	△	△
K	△	△	△	△
N	△	△	▲	
S	△	△		▲
H	△	△		▲

单位：mm
unit：mm

P:钢 Steel
M:不锈钢 Stainless steel
K:球墨铸铁 Ductile Cast lron
N:有色金属/铝合金 Non-ferrous metal/Al-alloys
S:钛合金/高温合金 Titanium Alloys/High temp alloys
H:硬材料 Hardened materials
▲ 最适合 Most Suitable
△ 适合 Suitabel

刀片式镗刀
Insert type Boring

XNTR
螺纹加工 正牙60° Threading

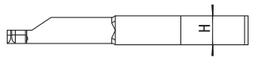

型号规格 Specifications	L2	F	S	d	R	H	螺距 Pitch	最小加工孔径 Min.Dia	T10	T20	T30	T40
XNTR014-05	5	1.4	0.5	0.4	0.05	3.9	0.4	1.6	○	●	○	○
XNTR018-06	6	1.8	0.5	0.4	0.05	3.9	0.35-0.45	2.1	○	●	○	○
XNTR024-06	6	2.4	0.5	0.4	0.05	3.9	0.35-0.6	2.6	○	●	○	○
XNTR030-11	11	3.0	0.8	0.5	0.05	3.9	0.5-0.8	3.3	○	●	○	○
XNTR045-11	11	3.6	1.3	0.6	0.05	3.9	0.75-1.25	4.5	○	●	○	○
XNTR060-11	11	4.6	1.6	0.8	0.05	3.9	0.75-1.5	6.0	○	●	○	○

●标准库存 Stock　○需预定 Available Upon Order

P	▲	△	▲	△
M	▲	▲	△	△
K	△	△	△	△
N	△	△	▲	
S	△	△		▲
H	△	△		▲

单位：mm
unit：mm

P:钢 Steel
M:不锈钢 Stainless steel
K:球墨铸铁 Ductile Cast lron
N:有色金属/铝合金 Non-ferrous metal/Al-alloys
S:钛合金/高温合金 Titanium Alloys/High temp alloys
H:硬材料 Hardened materials
▲ 最适合 Most Suitable
△ 适合 Suitabel

XNBR 刀片式镗刀定位刀杆
XNBR Series Toolholders

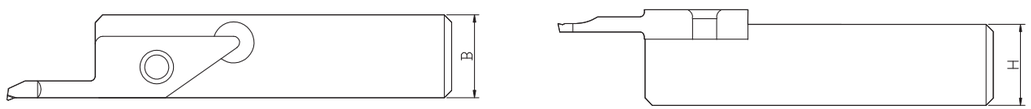

型号规格 Specifications	H	B
方刀杆XNBR1010	10	10
方刀杆XNBR1212	12	12
方刀杆XNBR1616	16	16
方刀杆XNBR2020	20	20

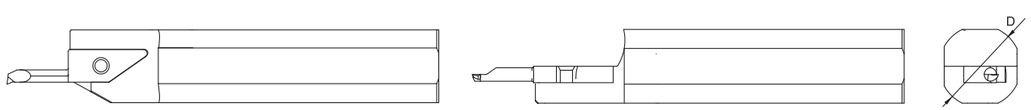

型号规格 Specifications	D
圆刀杆SΦ12H-XNBR	Φ12
圆刀杆SΦ16H-XNBR	Φ16
圆刀杆SΦ19.05H-XNBR	Φ19.05
圆刀杆SΦ20H-XNBR	Φ20
圆刀杆SΦ22H-XNBR	Φ22
圆刀杆SΦ25.4H-XNBR	Φ25.4

三角定位 带油槽出水
Triangular locking with coolant hole

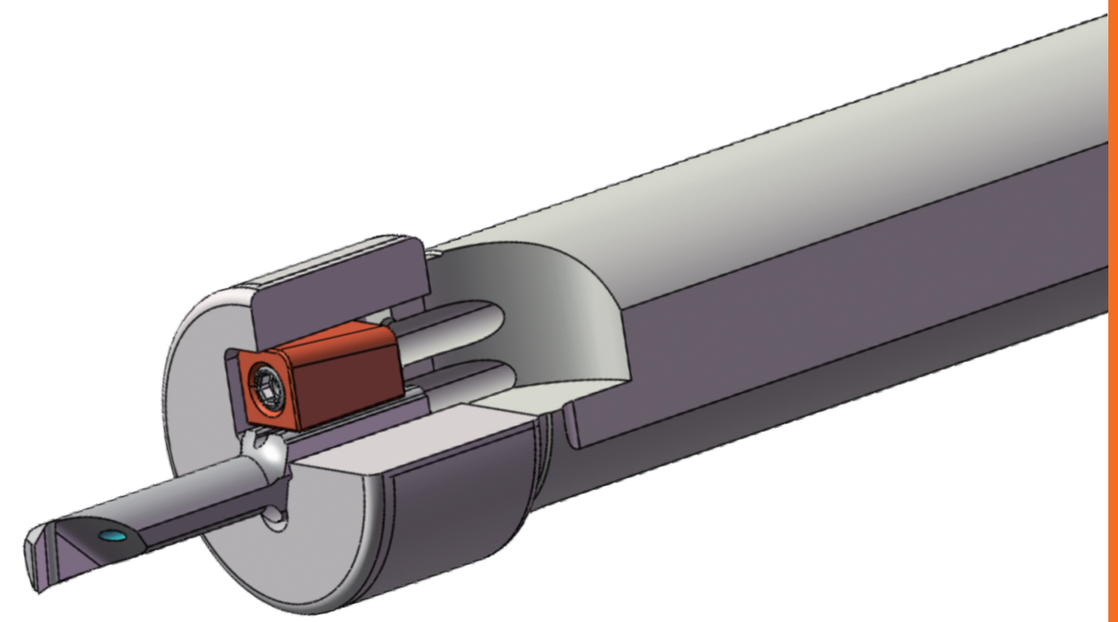

产品 System	CBNR	CBTR	CBPR	CBQR	CBUR	CBXR	CBGR	CBKR	CBVR	CBVL	CBIR	CBR
页码 Seite/Page	E68	E70	E72	E74	E75	E76	E77	E78	E79	E80	E81	E83

三角定位 带油槽出水

Triangular locking with coolant hole

CBNR

内孔车削 Boring

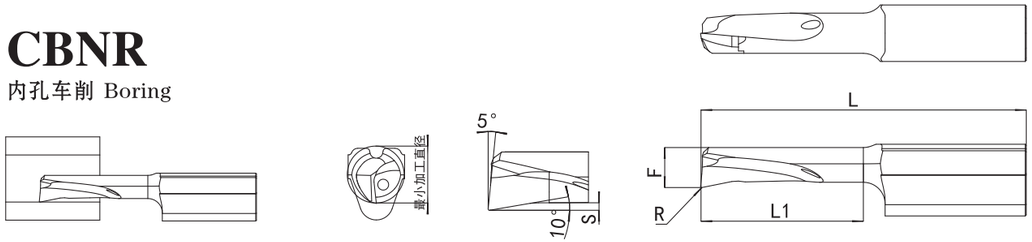

型号规格 Specifications	F	S	L1	L	R	最小加工孔径 Min.Dia	无涂层 uncoated	T10	T20	T30	T40
CBNR100 050 R005	0.9	0.15	5.0	25	0.05	1.0	○	●	○	●	○
CBNR150 060 R005	1.4	0.2	6.0	25	0.05	1.5	○	●	○	●	○
CBNR150 060 R010					0.1		○	●	○	●	○
CBNR200 060 R005	1.9	0.2	6.0	25	0.05	2.0	○	●	○	●	○
CBNR200 060 R010					0.1		○	●	○	●	○
CBNR200 100 R005	1.9	0.2	10.0	25	0.05	2.0	○	●	○	●	○
CBNR200 100 R010					0.1		○	●	○	●	○
CBNR250 100 R005	2.3	0.3	10.0	25	0.05	2.5	○	●	○	●	○
CBNR250 100 R010					0.1		○	●	○	●	○
CBNR250 150 R005	2.3	0.3	15.0	30	0.05	2.5	○	●	○	●	○
CBNR250 150 R010					0.1		○	●	○	●	○
CBNR300 100 R005	2.7	0.4	10.0	25	0.05	3.0	○	●	○	●	○
CBNR300 100 R010					0.1		○	●	○	●	○
CBNR300 100 R020					0.2		○	●	○	●	○
CBNR300 150 R005	2.7	0.4	15.0	30	0.05	3.0	○	●	○	●	○
CBNR300 150 R010					0.1		○	●	○	●	○
CBNR300 150 R020					0.2		○	●	○	●	○
CBNR300 200 R005	2.7	0.4	20.0	35	0.05	3.0	○	●	○	●	○
CBNR300 200 R010					0.1		○	●	○	●	○
CBNR300 200 R020					0.2		○	●	○	●	○
CBNR350 100 R010	3.2	0.4	10.0	25	0.1	3.5	○	●	○	●	○
CBNR350 100 R020					0.2		○	●	○	●	○
CBNR350 150 R010	3.2	0.4	15.0	30	0.1	3.5	○	●	○	●	○
CBNR350 150 R020					0.2		○	●	○	●	○

●标准库存 Stock ○需预定 Available Upon Order

P		▲	△	▲	△
M		▲	▲	△	△
K		△	△	△	△
N	▲	△	△	▲	
S		△	△		▲
H		△	△		▲

P:钢 Steel
M:不锈钢 Stainless steel
K:球墨铸铁 Ductile Cast lron
N:有色金属/铝合金 Non-ferrous metal/Al-alloys
S:钛合金/高温合金 Titanium Alloys/High temp alloys
H:硬材料 Hardened materials
▲ 最适合 Most Suitable
△ 适合 Suitabel

单位：mm
unit: mm

E

MICRO-T00LS FOR BORING 小径镗刀

三角定位 带油槽出水

Triangular locking with coolant hole

CBNR

内孔车削 Boring

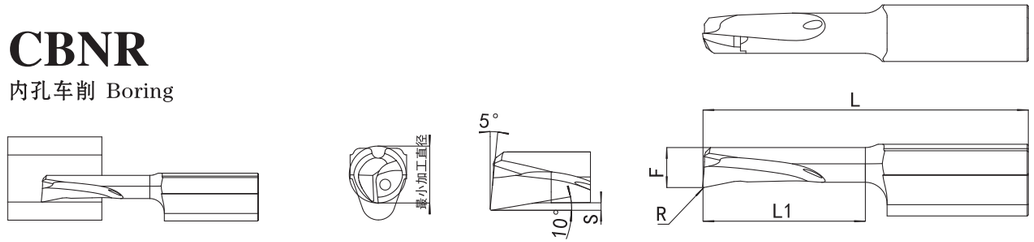

型号规格 Specifications	F	S	L1	L	R	最小加工孔径 Min.Dia	无涂层 uncoated	T10	T20	T30	T40
CBNR400 100 R010	3.7	0.5	10	25	0.1	4.0	○	●	○	●	○
CBNR400 100 R020					0.2		○	●	○	●	○
CBNR400 150 R010	3.7	0.5	15	30	0.1	4.0	○	●	○	●	○
CBNR400 150 R020					0.2		○	●	○	●	○
CBNR400 200 R010	3.7	0.5	20	35	0.1	4.0	○	●	○	●	○
CBNR400 200 R020					0.2		○	●	○	●	○
CBNR500 150 R010	4.7	0.6	15	30	0.1	5.0	○	●	○	●	○
CBNR500 150 R020					0.2		○	●	○	●	○
CBNR500 200 R010	4.7	0.6	20	35	0.1	5.0	○	●	○	●	○
CBNR500 200 R020					0.2		○	●	○	●	○
CBNR500 300 R010	4.7	0.6	30	45	0.1	5.0	○	●	○	●	○
CBNR500 300 R020					0.2		○	●	○	●	○
CBNR600 150 R010	5.7	0.6	15	30	0.1	6.0	○	●	○	●	○
CBNR600 150 R020					0.2		○	●	○	●	○
CBNR600 200 R010	5.7	0.6	20	35	0.1	6.0	○	●	○	●	○
CBNR600 200 R020					0.2		○	●	○	●	○
CBNR600 300 R010	5.7	0.6	30	45	0.1	6.0	○	●	○	●	○
CBNR600 300 R020					0.2		○	●	○	●	○
CBNR680 150 R010	6.4	0.7	15	30	0.1	7.0	○	●	○	●	○
CBNR680 150 R020					0.2		○	●	○	●	○
CBNR680 200 R010	6.4	0.7	20	35	0.1	7.0	○	●	○	●	○
CBNR680 200 R020					0.2		○	●	○	●	○
CBNR680 300 R010	6.4	0.7	30	45	0.1	7.0	○	●	○	●	○
CBNR680 300 R020					0.2		○	●	○	●	○

●标准库存 Stock ○需预定 Available Upon Order

P		▲	△	▲	△
M		▲	▲	△	△
K		△	△	△	△
N	▲	△	△	▲	
S		△	△		▲
H		△	△		▲

P:钢 Steel
M:不锈钢 Stainless steel
K:球墨铸铁 Ductile Cast lron
N:有色金属/铝合金 Non-ferrous metal/Al-alloys
S:钛合金/高温合金 Titanium Alloys/High temp alloys
H:硬材料 Hardened materials
▲ 最适合 Most Suitable
△ 适合 Suitabel

单位：mm
unit: mm

三角定位 带油槽出水 Triangular locking with coolant hole

三角定位 带油槽出水

Triangular locking with coolant hole

CBTR

内孔车削 Boring

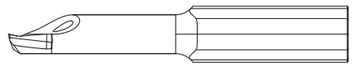

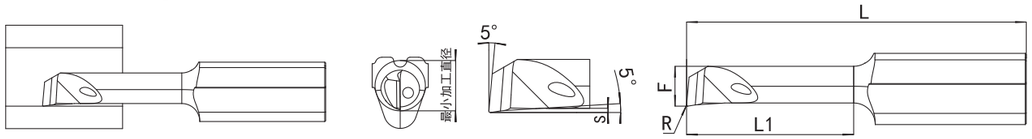

型号规格 Specifications	F	S	L1	L	R	最小加工孔径 Min.Dia	无涂层 uncoated	T10	T20	T30	T40
CBTR100 050 R005	0.9	0.15	5.0	25	0.05	1.0	○	●	○	●	○
CBTR150 060 R005	1.4	0.2	6.0	25	0.05	1.5	○	●	○	●	○
CBTR150 060R010					0.1		○	●	○	●	○
CBTR200 060 R005	1.9	0.2	6.0	25	0.05	2.0	○	●	○	●	○
CBTR200 060 R010					0.1		○	●	○	●	○
CBTR200 100 R005	1.9	0.2	10.0	25	0.05	2.0	○	●	○	●	○
CBTR200 100 R010					0.1		○	●	○	●	○
CBTR250 100 R005	2.3	0.2	10.0	25	0.05	2.5	○	●	○	●	○
CBTR250 100 R010					0.1		○	●	○	●	○
CBTR250 150 R005	2.3	0.2	15.0	30	0.05	2.5	○	●	○	●	○
CBTR250 150 R010					0.1		○	●	○	●	○
CBTR300 100 R005	2.7	0.2	10.0	25	0.05	3.0	○	●	○	●	○
CBTR300 100 R010					0.1		○	●	○	●	○
CBTR300 100 R020					0.2		○	●	○	●	○
CBTR300 150 R005	2.7	0.2	15.0	30	0.05	3.0	○	●	○	●	○
CBTR300 150 R010					0.1		○	●	○	●	○
CBTR300 150 R020					0.2		○	●	○	●	○
CBTR300 200 R005	2.7	0.2	20.0	35	0.05	3.0	○	●	○	●	○
CBTR300 200 R010					0.1		○	●	○	●	○
CBTR300 200 R020					0.2		○	●	○	●	○
CBTR350 100 R010	3.2	0.3	10.0	25	0.1	3.5	○	●	○	●	○
CBTR350 100 R020					0.2		○	●	○	●	○
CBTR350 150 R010	3.2	0.3	15.0	30	0.1	3.5	○	●	○	●	○
CBTR350 150 R020					0.2		○	●	○	●	○

●标准库存 Stock ○需预定 Available Upon Order

P		▲	△	▲	△
M		▲	▲	△	△
K		△	△	△	△
N	▲	△	△	▲	
S		△	△		▲
H		△	△		▲

P:钢 Steel
M:不锈钢 Stainless steel
K:球墨铸铁 Ductile Cast lron
N:有色金属/铝合金 Non-ferrous metal/Al-alloys
S:钛合金/高温合金 Titanium Alloys/High temp alloys
H:硬材料 Hardened materials
▲ 最适合 Most Suitable
△ 适合 Suitabel

单位：mm
unit：mm

E

MICRO-T00LS FOR BORING 小径镗刀

三角定位 带油槽出水

Triangular locking with coolant hole

CBTR

内孔车削 Boring

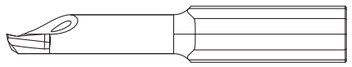

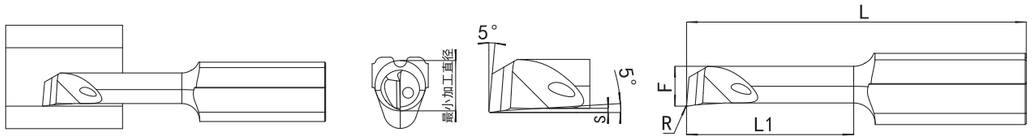

型号规格 Specifications	F	S	L1	L	R	最小加工孔径 Min.Dia	无涂层 uncoated	T10	T20	T30	T40
CBTR400 100 R010	3.7	0.3	10	25	0.1	4.0	○	●	○	●	○
CBTR400 100 R020					0.2		○	●	○	●	○
CBTR400 150 R010	3.7	0.3	15	30	0.1	4.0	○	●	○	●	○
CBTR400 150 R020					0.2		○	●	○	●	○
CBTR400 200 R010	3.7	0.3	20	35	0.1	4.0	○	●	○	●	○
CBTR400 200 R020					0.2		○	●	○	●	○
CBTR500 150 R010	4.7	0.4	15	30	0.1	5.0	○	●	○	●	○
CBTR500 150 R020					0.2		○	●	○	●	○
CBTR500 200 R010	4.7	0.4	20	35	0.1	5.0	○	●	○	●	○
CBTR500 200 R020					0.2		○	●	○	●	○
CBTR500 300 R010	4.7	0.4	30	45	0.1	5.0	○	●	○	●	○
CBTR500 300 R020					0.2		○	●	○	●	○
CBTR600 150 R010	5.7	0.4	15	30	0.1	6.0	○	●	○	●	○
CBTR600 150 R020					0.2		○	●	○	●	○
CBTR600 200 R010	5.7	0.4	20	35	0.1	6.0	○	●	○	●	○
CBTR600 200 R020					0.2		○	●	○	●	○
CBTR600 300 R010	5.7	0.4	30	45	0.1	6.0	○	●	○	●	○
CBTR600 300 R020					0.2		○	●	○	●	○
CBTR680 150 R010	6.4	0.4	15	30	0.1	7.0	○	●	○	●	○
CBTR680 150 R020					0.2		○	●	○	●	○
CBTR680 200 R010	6.4	0.4	20	35	0.1	7.0	○	●	○	●	○
CBTR680 200 R020					0.2		○	●	○	●	○
CBTR680 300 R010	6.4	0.4	30	45	0.1	7.0	○	●	○	●	○
CBTR680 300 R020					0.2		○	●	○	●	○

●标准库存 Stock ○需预定 Available Upon Order

P		▲	△	▲	△
M		▲	▲	△	△
K		△	△	△	△
N	▲	△	△	▲	
S		△	△		▲
H		△	△		▲

P:钢 Steel
M:不锈钢 Stainless steel
K:球墨铸铁 Ductile Cast lron
N:有色金属/铝合金 Non-ferrous metal/Al-alloys
S:钛合金/高温合金 Titanium Alloys/High temp alloys
H:硬材料 Hardened materials
▲ 最适合 Most Suitable
△ 适合 Suitabel

单位：mm
unit：mm

三角定位 带油槽出水 Triangular locking with coolant hole

三角定位 带油槽出水

Triangular locking with coolant hole

CBPR

仿形车削 Profiling and Boring

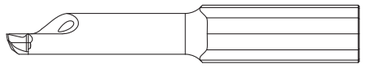

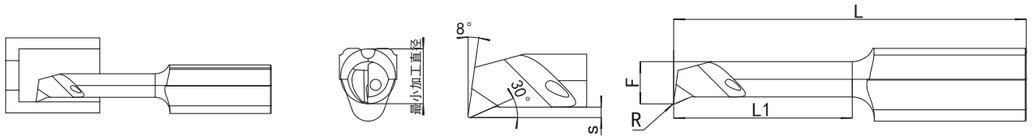

型号规格 Specifications	F	S	L1	L	R	最小加工孔径 Min.Dia	无涂层 uncoated	T10	T20	T30	T40
CBPR100 040 R005	0.9	0.2	4	25	0.05	1.0	○	●	○	●	○
CBPR150 050 R005	1.4	0.2	5	25	0.05	1.5	○	●	○	●	○
CBPR150 050 R010					0.1		○	●	○	●	○
CBPR200 080 R005	1.9	0.3	8	25	0.05	2.0	○	●	○	●	○
CBPR200 080 R010					0.1		○	●	○	●	○
CBPR250 080 R005	2.3	0.4	8	25	0.05	2.5	○	●	○	●	○
CBPR250 080 R010					0.1		○	●	○	●	○
CBPR300 100 R005	2.7	0.4	10	25	0.05	3.0	○	●	○	●	○
CBPR300 100 R010					0.1		○	●	○	●	○
CBPR300 100 R020					0.2		○	●	○	●	○
CBPR300 150 R005	2.7	0.4	15	30	0.05	3.0	○	●	○	●	○
CBPR300 150 R010					0.1		○	●	○	●	○
CBPR300 150 R020					0.2		○	●	○	●	○
CBPR300 200 R005	2.7	0.4	20	35	0.05	3.0	○	●	○	●	○
CBPR300 200 R010					0.1		○	●	○	●	○
CBPR300 200 R020					0.2		○	●	○	●	○
CBPR350 100 R010	3.2	0.4	10	25	0.1	3.5	○	●	○	●	○
CBPR350 100 R020					0.2		○	●	○	●	○
CBPR350 150 R010	3.2	0.4	15	30	0.1	3.5	○	●	○	●	○
CBPR350 150 R020					0.2		○	●	○	●	○

●标准库存 Stock ○需预定 Available Upon Order

P		▲	△	▲	△
M		▲	▲	△	△
K		△	△	△	△
N	▲	△	△	▲	
S		△	△		▲
H		△	△		▲

单位：mm
unit：mm

P:钢 Steel
M:不锈钢 Stainless steel
K:球墨铸铁 Ductile Cast lron
N:有色金属/铝合金 Non-ferrous metal/Al-alloys
S:钛合金/高温合金 Titanium Alloys/High temp alloys
H:硬材料 Hardened materials
▲ 最适合 Most Suitable
△ 适合 Suitabel

E

MICRO-T00LS FOR BORING 小径镗刀

三角定位 带油槽出水

Triangular locking with coolant hole

CBPR

仿形车削 Profiling and Boring

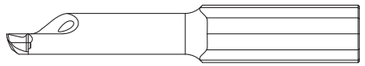

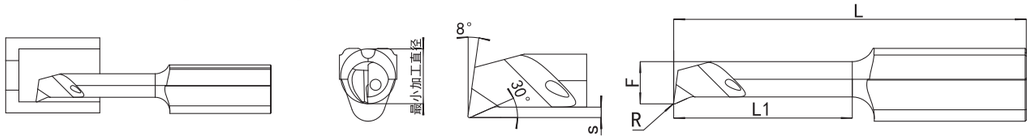

型号规格 Specifications	F	S	L1	L	R	最小加工孔径 Min.Dia	无涂层 uncoated	T10	T20	T30	T40
CBPR400 100 R010	3.7	0.5	10	25	0.1	4.0	○	●	○	●	○
CBPR400 100 R020					0.2		○	●	○	●	○
CBPR400 150 R010	3.7	0.5	15	30	0.1	4.0	○	●	○	●	○
CBPR400 150 R020					0.2		○	●	○	●	○
CBPR400 200 R010	3.7	0.5	20	35	0.1	4.0	○	●	○	●	○
CBPR400 200 R020					0.2		○	●	○	●	○
CBPR500 150 R010	4.7	0.6	15	30	0.1	5.0	○	●	○	●	○
CBPR500 150 R020					0.2		○	●	○	●	○
CBPR500 200 R010	4.7	0.6	20	35	0.1	5.0	○	●	○	●	○
CBPR500 200 R020					0.2		○	●	○	●	○
CBPR500 300 R010	4.7	0.6	30	45	0.1	5.0	○	●	○	●	○
CBPR500 300 R020					0.2		○	●	○	●	○
CBPR600 150 R010	5.7	0.6	15	30	0.1	6.0	○	●	○	●	○
CBPR600 150 R020					0.2		○	●	○	●	○
CBPR600 200 R010	5.7	0.6	20	35	0.1	6.0	○	●	○	●	○
CBPR600 200 R020					0.2		○	●	○	●	○
CBPR600 300 R010	5.7	0.6	30	45	0.1	6.0	○	●	○	●	○
CBPR600 300 R020					0.2		○	●	○	●	○
CBPR680 150 R010	6.4	1.2	15	30	0.1	7.0	○	●	○	●	○
CBPR680 150 R010					0.2		○	●	○	●	○
CBPR680 200 R010	6.4	1.2	20	35	0.1	7.0	○	●	○	●	○
CBPR680 200 R020					0.2		○	●	○	●	○
CBPR680 300 R010	6.4	1.2	30	45	0.1	7.0	○	●	○	●	○
CBPR680 300 R020					0.2		○	●	○	●	○

●标准库存 Stock ○需预定 Available Upon Order

P		▲	△	▲	△
M		▲	▲	△	△
K		△	△	△	△
N	▲	△	△	▲	
S		△	△		▲
H		△	△		▲

单位：mm
unit：mm

P:钢 Steel
M:不锈钢 Stainless steel
K:球墨铸铁 Ductile Cast lron
N:有色金属/铝合金 Non-ferrous metal/Al-alloys
S:钛合金/高温合金 Titanium Alloys/High temp alloys
H:硬材料 Hardened materials
▲ 最适合 Most Suitable
△ 适合 Suitabel

三角定位 带油槽出水 Triangular locking with coolant hole

三角定位 带油槽出水
Triangular locking with coolant hole

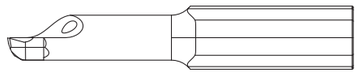

CBQR
仿形车削 Profiling and Boring

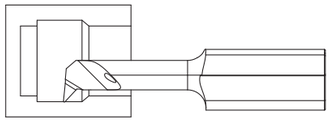

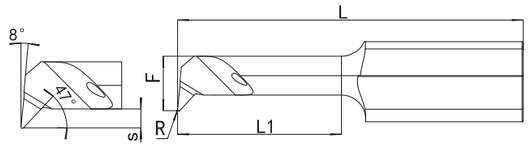

型号规格 Specifications	F	S	L1	L	R	最小加工孔径 Min.Dia	无涂层 uncoated	T10	T20	T30	T40
CBQR300 100 R010	2.8	0.8	10	25	0.1	3.0	○	●	○	●	○
CBQR300 100 R020					0.2		○	●	○	●	○
CBQR350 100 R010	3.3	1.0	10	25	0.1	3.5	○	●	○	●	○
CBQR350 100 R020					0.2		○	●	○	●	○
CBQR400 100 R010	3.7	1.0	10	25	0.1	4.0	○	●	○	●	○
CBQR400 100 R020					0.2		○	●	○	●	○
CBQR400 200 R010	3.7	1.0	20	35	0.1	4.0	○	●	○	●	○
CBQR400 200 R020					0.2		○	●	○	●	○
CBQR500 100 R010	4.7	1.2	10	25	0.1	5.0	○	●	○	●	○
CBQR500 100 R020					0.2		○	●	○	●	○
CBQR500 200 R010	4.7	1.2	20	35	0.1	5.0	○	●	○	●	○
CBQR500 200 R020					0.2		○	●	○	●	○
CBQR600 150 R010	5.7	1.5	15	30	0.1	6.0	○	●	○	●	○
CBQR600 150 R020					0.2		○	●	○	●	○
CBQR600 300 R010	5.7	1.5	30	45	0.1	6.0	○	●	○	●	○
CBQR600 300 R020					0.2		○	●	○	●	○
CBQR700 150 R010	6.4	1.8	15	30	0.1	7.0	○	●	○	●	○
CBQR700 150 R020					0.2		○	●	○	●	○
CBQR700 300 R010	6.4	1.8	30	45	0.1	7.0	○	●	○	●	○
CBQR700 300 R020					0.2		○	●	○	●	○

●标准库存 Stock ○需预定 Available Upon Order

P		▲	△	▲	△
M		▲	▲	△	△
K		△	△	△	△
N	▲	△	△	▲	
S		△	△		▲
H		△	△		▲

单位：mm
unit：mm

P:钢 Steel
M:不锈钢 Stainless steel
K:球墨铸铁 Ductile Cast lron
N:有色金属/铝合金 Non-ferrous metal/Al-alloys
S:钛合金/高温合金 Titanium Alloys/High temp alloys
H:硬材料 Hardened materials
▲ 最适合 Most Suitable
△ 适合 Suitabel

三角定位 带油槽出水
Triangular locking with coolant hole

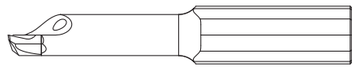

CBUR
90° 端面仿形车削 Profiling，90° Face Boring

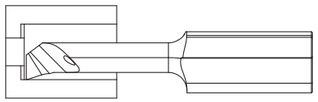

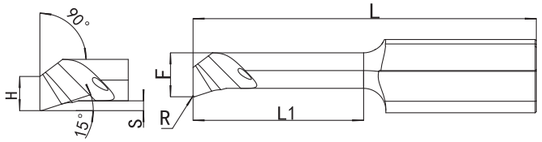

型号规格 Specifications	F	S	H	L1	L	R	最小加工孔径 Min.Dia	无涂层 uncoated	T10	T20	T30	T40
CBUR300 100 R010	2.9	0.4	1.3	10	25	0.1	3.0	○	●	○	●	○
CBUR300 150 R010				15	30			○	●	○	●	○
CBUR400 100 R010	3.9	0.5	1.7	10	25	0.1	4.0	○	●	○	●	○
CBUR400 150 R010				15	30			○	●	○	●	○
CBUR500 100 R010	4.9	0.5	2.1	10	25	0.1	5.0	○	●	○	●	○
CBUR500 200 R010				20	35			○	●	○	●	○
CBUR600 100 R010	5.9	0.5	2.8	10	25	0.1	6.0	○	●	○	●	○
CBUR600 200 R010				20	35			○	●	○	●	○

●标准库存 Stock ○需预定 Available Upon Order

P		▲	△	▲	△
M		▲	▲	△	△
K		△	△	△	△
N	▲	△	△	▲	
S		△	△		▲
H		△	△		▲

单位：mm
unit：mm

P:钢 Steel
M:不锈钢 Stainless steel
K:球墨铸铁 Ductile Cast lron
N:有色金属/铝合金 Non-ferrous metal/Al-alloys
S:钛合金/高温合金 Titanium Alloys/High temp alloys
H:硬材料 Hardened materials
▲ 最适合 Most Suitable
△ 适合 Suitabel

三角定位 带油槽出水
Triangular locking with coolant hole

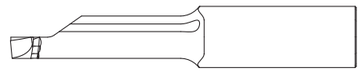

CBXR
反向镗削 Back Turning

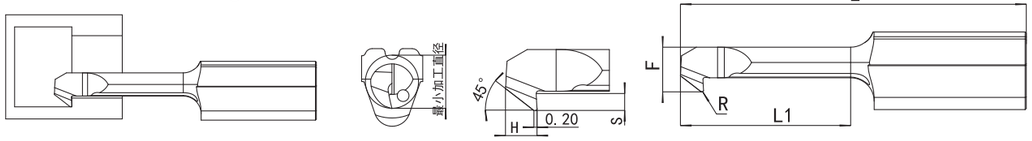

型号规格 Specifications	F	S	H	L1	L	R	最小加工孔径 Min.Dia	无涂层 uncoated	T10	T20	T30	T40
CBXR300 100 R010	2.8	1.0	1.0	10	25	0.1	3.0	○	●	○	●	○
CBXR400 100 R010	3.8	1.0	1.0	10	25	0.1	4.0	○	●	○	●	○
CBXR400 200 R010				20	35			○	●	○	●	○
CBXR500 150 R010	4.8	1.5	1.5	15	30	0.1	5.0	○	●	○	●	○
CBXR500 300 R010				30	45			○	●	○	●	○
CBXR600 150 R010	5.8	1.5	1.5	15	30	0.1	6.0	○	●	○	●	○
CBXR600 300 R010				30	45			○	●	○	●	○
CBXR700 150 R010	6.4	1.5	1.5	15	30	0.1	7.0	○	●	○	●	○
CBXR700 300 R010				30	45			○	●	○	●	○

●标准库存 Stock ○需预定 Available Upon Order

P		▲	△	▲	△
M		▲	▲	△	△
K		△	△	△	△
N	▲	△	△	▲	
S		△	△		▲
H		△	△		▲

单位：mm
unit：mm

P:钢 Steel
M:不锈钢 Stainless steel
K:球墨铸铁 Ductile Cast lron
N:有色金属/铝合金 Non-ferrous metal/Al-alloys
S:钛合金/高温合金 Titanium Alloys/High temp alloys
H:硬材料 Hardened materials
▲ 最适合 Most Suitable
△ 适合 Suitabel

E
MICRO-T00LS FOR BORING 小径镗刀

三角定位 带油槽出水
Triangular locking with coolant hole

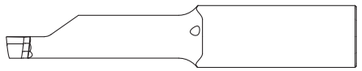

CBGR
切槽 Grooving

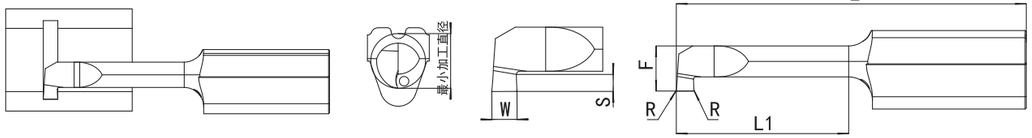

型号规格 Specifications	F	W	S	L1	L	R	最小加工孔径 Min.Dia	无涂层 uncoated	T10	T20	T30	T40
CBGR030 100 D30	2.8	0.3	0.5	10	25	0.05	3.0	○	●	○	●	○
CBGR100 100 D30		1.0	0.8					○	●	○	●	○
CBGR050 100 D40	3.8	0.5	1.0	10	25	0.05	4.0	○	●	○	●	○
CBGR100 100 D40		1.0						○	●	○	●	○
CBGR150 100 D40		1.5						○	●	○	●	○
CBGR100 100 D50	4.7	1.0	1.2	10	25	0.05	5.0	○	●	○	●	○
CBGR150 100 D50		1.5						○	●	○	●	○
CBGR200 100 D50		2.0						○	●	○	●	○
CBGR100 100 D60	5.7	1.0	2.0	10	25	0.05	6.0	○	●	○	●	○
CBGR150 100 D60		1.5						○	●	○	●	○
CBGR200 100 D60		2.0						○	●	○	●	○
CBGR250 100 D60		2.5						○	●	○	●	○
CBGR100 100 D70	6.2	1.0	2.5	10	25	0.05	7.0	○	●	○	●	○
CBGR150 100 D70		1.5						○	●	○	●	○
CBGR200 100 D70		2.0						○	●	○	●	○
CBGR100 200 D70	6.2	1.0	2.5	20	35	0.05	7.0	○	●	○	●	○
CBGR150 200 D70		1.5						○	●	○	●	○
CBGR200 200 D70		2.0						○	●	○	●	○
CBGR100 300 D70	6.2	1.0	2.5	30	45	0.05	7.0	○	●	○	●	○
CBGR150 300 D70		1.5						○	●	○	●	○
CBGR200 300 D70		2.0						○	●	○	●	○

●标准库存 Stock ○需预定 Available Upon Order

P		▲	△	▲	△
M		▲	▲	△	△
K		△	△	△	△
N	▲	△	△	▲	
S		△	△		▲
H		△	△		▲

单位：mm
unit：mm

P:钢 Steel
M:不锈钢 Stainless steel
K:球墨铸铁 Ductile Cast lron
N:有色金属/铝合金 Non-ferrous metal/Al-alloys
S:钛合金/高温合金 Titanium Alloys/High temp alloys
H:硬材料 Hardened materials
▲ 最适合 Most Suitable
△ 适合 Suitabel

三角定位 带油槽出水 Triangular locking with coolant hole

三角定位 带油槽出水
Triangular locking with coolant hole

CBKR
圆弧切槽 Full Radius Grooving

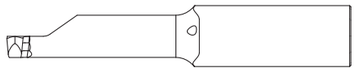

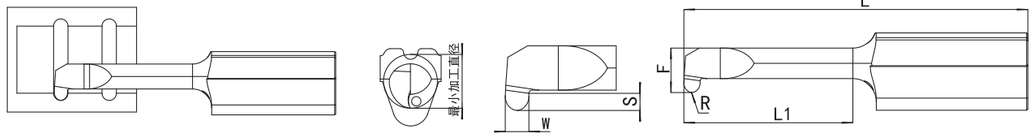

型号规格 Specifications	F	R	W	S	L1	L	最小加工孔径 Min.Dia
CBKR400 100 R050	3.8	0.5	1.0	1.0	10	25	4.0
CBKR400 100 R075		0.75	1.5				
CBKR500 150 R050	4.8	0.5	1.0	1.2	15	30	5.0
CBKR500 150 R075		0.75	1.5				
CBKR500 150 R100		1.0	2.0				
CBKR600 150 R050	5.8	0.5	1.0	1.6	15	30	6.0
CBKR600 150 R075		0.75	1.5				
CBKR600 150 R100		1.0	2.0				

无涂层 uncoated	T10	T20	T30	T40
○	●	○	●	○
○	●	○	●	○
○	●	○	●	○
○	●	○	●	○
○	●	○	●	○
○	●	○	●	○
○	●	○	●	○
○	●	○	●	○
○	●	○	●	○

●标准库存 Stock ○需预定 Available Upon Order

P		▲	△	▲	△
M		▲	▲	△	△
K		△	△	△	△
N	▲	△	△	▲	
S		△	△		▲
H		△	△		▲

单位：mm
unit: mm

P:钢 Steel
M:不锈钢 Stainless steel
K:球墨铸铁 Ductile Cast lron
N:有色金属/铝合金 Non-ferrous metal/Al-alloys
S:钛合金/高温合金 Titanium Alloys/High temp alloys
H:硬材料 Hardened materials
▲ 最适合 Most Suitable
△ 适合 Suitabel

三角定位 带油槽出水
Triangular locking with coolant hole

CBVR
端面切槽 Face Grooving

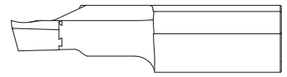

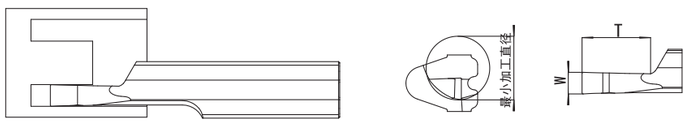

型号规格 Specifications	W	T	L2	L	R	最小加工孔径 Min.Dia
CBVR080 150 W0.5	0.5	1.5	15	30	0.05	8.0
CBVR080 150 W1.0	1.0	4.0			0.1	
CBVR080 150 W1.5	1.5	5.0				
CBVR080 150 W2.0	2.0	8.0				
CBVR100 220 W1.0	1.0	4.0	22	35	0.1	20.0
CBVR100 220 W1.5	1.5	6.0				
CBVR100 220 W2.0	2.0	10.0				
CBVR100 220 W2.5	2.5	10.0				
CBVR100 220 W3.0	3.0	12.0				
CBVR100 220 W4.0	4.0	15.0				

无涂层 uncoated	T10	T20	T30	T40
○	●	○	●	○
○	●	○	●	○
○	●	○	●	○
○	●	○	●	○
○	●	○	●	○
○	●	○	●	○
○	●	○	●	○
○	●	○	●	○
○	●	○	●	○

●标准库存 Stock ○需预定 Available Upon Order

P		▲	△	▲	△
M		▲	▲	△	△
K		△	△	△	△
N	▲	△	△	▲	
S		△	△		▲
H		△	△		▲

单位：mm
unit: mm

P:钢 Steel
M:不锈钢 Stainless steel
K:球墨铸铁 Ductile Cast lron
N:有色金属/铝合金 Non-ferrous metal/Al-alloys
S:钛合金/高温合金 Titanium Alloys/High temp alloys
H:硬材料 Hardened materials
▲ 最适合 Most Suitable
△ 适合 Suitabel

三角定位 带油槽出水
Triangular locking with coolant hole

CBVL
端面切槽 Face Grooving

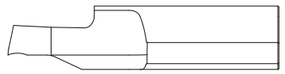

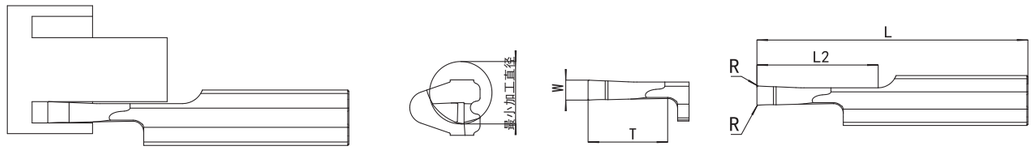

型号规格 Specifications	W	T	L2	L	R	最小加工孔径 Min.Dia	无涂层 uncoated	T10	T20	T30	T40
CBVL080 150 W0.5	0.5	1.5	15	30	0.05	8.0	○	●	○	●	○
CBVL080 150 W1.0	1.0	4.0			0.1		○	●	○	●	○
CBVL080 150 W1.5	1.5	5.0					○	●	○	●	○
CBVL080 150 W2.0	2.0	8.0					○	●	○	●	○
CBVL100 220 W1.0	1.0	4.0	22	35	0.1	20.0	○	●	○	●	○
CBVL100 220 W1.5	1.5	6.0					○	●	○	●	○
CBVL100 220 W2.0	2.0	10.0					○	●	○	●	○
CBVL100 220 W2.5	2.5	10.0					○	●	○	●	○
CBVL100 220 W3.0	3.0	12.0					○	●	○	●	○
CBVL100 220 W4.0	4.0	15.0					○	●	○	●	○

●标准库存 Stock ○需预定 Available Upon Order

P		▲	△	▲	△
M		▲	▲	△	△
K		△	△	△	△
N	▲	△	△	▲	
S		△	△		▲
H		△	△		▲

单位：mm
unit：mm

P:钢 Steel
M:不锈钢 Stainless steel
K:球墨铸铁 Ductile Cast lron
N:有色金属/铝合金 Non-ferrous metal/Al-alloys
S:钛合金/高温合金 Titanium Alloys/High temp alloys
H:硬材料 Hardened materials
▲ 最适合 Most Suitable
△ 适合 Suitabel

三角定位 带油槽出水
Triangular locking with coolant hole

CBIR
螺纹加工 正牙 60° Threading

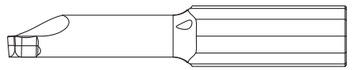

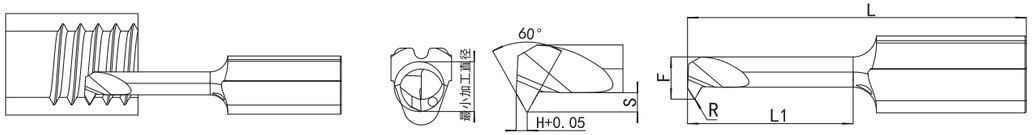

型号规格 Specifications	F	S	H	L1	L	R	最小加工孔径 Min.Dia	无涂层 uncoated	T10	T20	T30	T40
CBIR300 100 A60 R005	2.8	0.7	0.5	10	25	0.05	3.0	○	●	○	●	○
CBIR300 150 A60 R005				15	30			○	●	○	●	○
CBIR400 100 A60 R005	3.7	1.1	0.6	10	25	0.05	4.0	○	●	○	●	○
CBIR400 150 A60 R005				15	30			○	●	○	●	○
CBIR500 100 A60 R010	4.7	1.3	0.6	10	25	0.1	5.0	○	●	○	●	○
CBIR500 200 A60 R010				20	35			○	●	○	●	○
CBIR500 300 A60 R010				30	45			○	●	○	●	○
CBIR600 100 A60 R015	6.0	1.7	0.8	10	25	0.15	7.0	○	●	○	●	○
CBIR600 200 A60 R015				20	35			○	●	○	●	○
CBIR600 300 A60 R015				30	45			○	●	○	●	○

●标准库存 Stock ○需预定 Available Upon Order

P		▲	△	▲	△
M		▲	▲	△	△
K		△	△	△	△
N	▲	△	△	▲	
S		△	△		▲
H		△	△		▲

单位：mm
unit：mm

P:钢 Steel
M:不锈钢 Stainless steel
K:球墨铸铁 Ductile Cast lron
N:有色金属/铝合金 Non-ferrous metal/Al-alloys
S:钛合金/高温合金 Titanium Alloys/High temp alloys
H:硬材料 Hardened materials
▲ 最适合 Most Suitable
△ 适合 Suitabel

三角定位 带油槽出水
Triangular locking with coolant hole

CBIR
螺纹加工 正牙 55° Threading

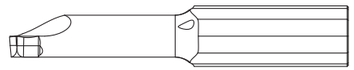

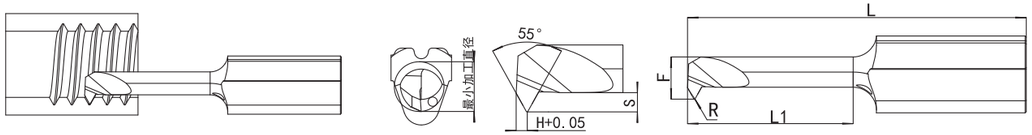

型号规格 Specifications	F	S	H	L1	L	R	最小加工孔径 Min.Dia
CBIR300 100 A55 R005	2.8	0.7	0.5	10	25	0.10	3.0
CBIR300 150 A55 R005				15	30		
CBIR400 100 A55 R005	3.7	1.1	0.6	10	25	0.10	4.0
CBIR400 150 A55 R005				15	30		
CBIR500 100 A55 R010	4.7	1.3	0.6	10	25	0.2	5.0
CBIR500 200 A55 R010				20	35		
CBIR500 300 A55 R010				30	45		
CBIR600 100 A55 R015	6.0	1.7	0.8	10	25	0.2	7.0
CBIR600 200 A55 R015				20	35		
CBIR600 300 A55 R015				30	45		

无涂层 uncoated	T10	T20	T30	T40
○	●	○	●	○
○	●	○	●	○
○	●	○	●	○
○	●	○	●	○
○	●	○	●	○
○	●	○	●	○
○	●	○	●	○
○	●	○	●	○
○	●	○	●	○
○	●	○	●	○

●标准库存 Stock ○需预定 Available Upon Order

P		▲	△	▲	△
M		▲	▲	△	△
K		△	△	△	△
N	▲	△	△	▲	
S		△	△		▲
H		△	△		▲

单位：mm
unit：mm

P:钢 Steel
M:不锈钢 Stainless steel
K:球墨铸铁 Ductile Cast lron
N:有色金属/铝合金 Non-ferrous metal/Al-alloys
S:钛合金/高温合金 Titanium Alloys/High temp alloys
H:硬材料 Hardened materials
▲ 最适合 Most Suitable
△ 适合 Suitabel

CBR 三角定位 带油槽出水定位套筒
SHB Series Toolholders

SHB	20
①	②
① CBR 系列名称 Series	② 套筒柄径 Shank Cross Section
	20-20mm
	25-25mm

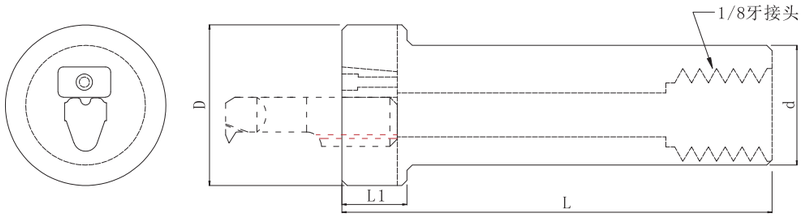

型号规格 Specifications	d	D	L	L1
CBR 16	16	24	80	15
CBR 19.05	19.05			
CBR 20	20			
CBR 22	22			
CBR 25.4	25.4	25.4		

单位：mm
unit：mm

超硬系列
PCD CBN

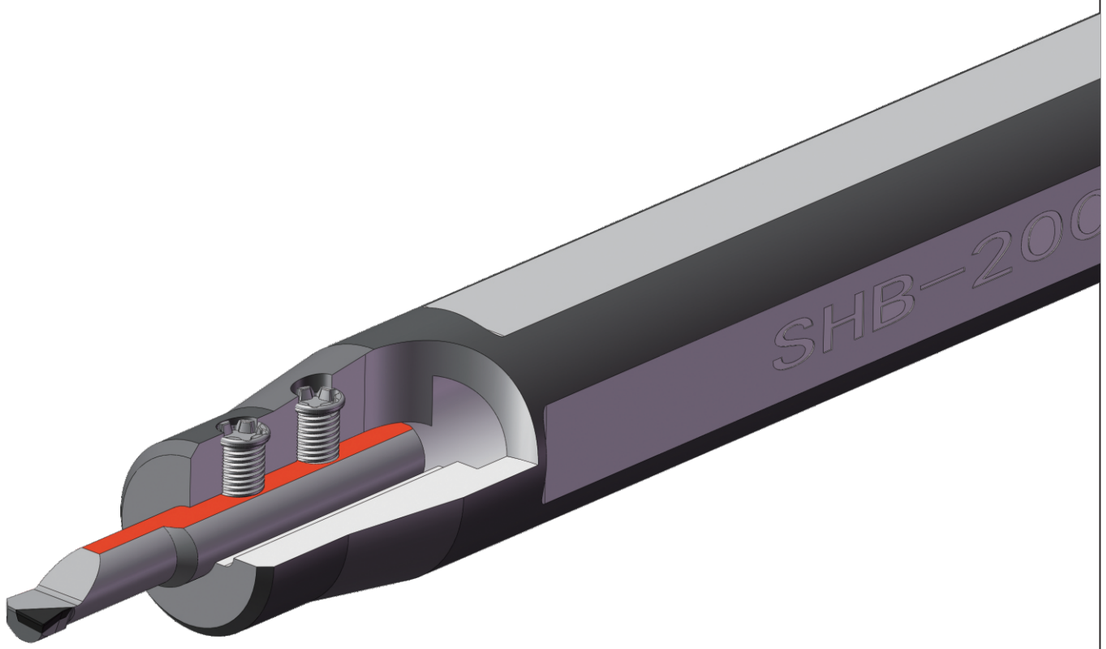

产品 System	PCD NR	通柄	PCD QR	PCD XR	PCD WR	PCD IR	CBN NR	CBN QR	CBN IR	SBJ	CA	冲头
页码 Seite/Page	F84	F85	F86	F87	F88	F89	F90	F91	F92	G93	G94	H95

超硬系列
PCD CBN

PCD NR
内孔车削 Boring

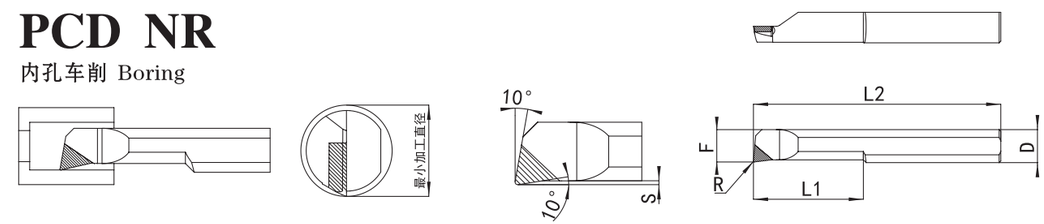

型号规格 Specifications	F	S	L1	L	R	D	最小加工孔径 Min.Dia	PCD R	PCD L
PCD NR2 7L R0.1	1.8	0.2	7	50	0.1	D4	2.0	•	○
PCD NR2.5 10L R0.1	2.3	0.3	10	50	0.1	D4	2.5	•	○
PCD NR2.5 10L R0.2	2.3	0.3	10	50	0.2	D4	2.5	•	○
PCD NR3 10L R0.1	2.8	0.4	10	50	0.1	D4	3.0	•	○
PCD NR3 10L R0.2	2.8	0.4	10	50	0.2	D4	3.0	•	○

●标准库存 Stock　　需预定 Available Upon Order

P	
M	
K	
N	▲
S	
H	

R:右 Right
L:左 Left
单位：mm
unit:mm

P:钢 Steel
M:不锈钢 Stainless steel
K:球墨铸铁 Ductile Cast lron
N:有色金属/铝合金 Non-ferrous metal/Al-alloys
S:钛合金/高温合金 Titanium Alloys/High temp alloys
H:硬材料 Hardened materials
▲ 最适合 Most Suitable
△ 适合 Suitabel

超硬系列
PCD CBN

通柄
内孔车削 Boring

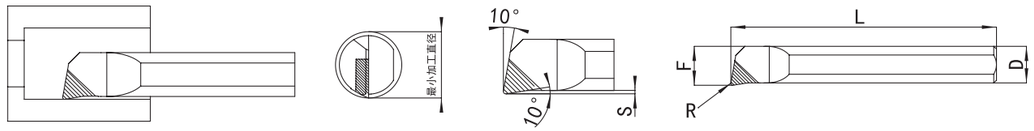

型号规格 Specifications	F	S	L	R	D	最小加工孔径 Min.Dia	PCD R	PCD L
PCD3.4 60L R0.1-D3	3.4	0.4	60	0.1	D3	3.8	●	○
PCD3.4 60L R0.2-D3				0.2			●	○
PCD3.4 60L R0.4-D3				0.4			●	○
PCD4.5 75L R0.1-D4	4.5	0.5	75	0.1	D4	4.8	●	○
PCD4.5 75L R0.2-D4				0.2			●	○
PCD4.5 75L R0.4-D4				0.4			●	○
PCD4.5 100L R0.2-D4	4.5	0.5	100	0.2	D4	4.8	●	○
PCD4.5 100L R0.4-D4				0.4			●	○
PCD5.6 75L R0.1-D5	5.6	0.6	75	0.1	D5	6.0	●	○
PCD5.6 75L R0.2-D5				0.2			●	○
PCD5.6 75L R0.4-D5				0.4			●	○
PCD5.6 100L R0.2-D5	5.6	0.6	100	0.2	D5	6.0	●	○
PCD5.6 100L R0.4-D5				0.4			●	○
PCD6.6 75L R0.1-D6	6.6	0.6	75	0.1	D6	7.0	●	○
PCD6.6 75L R0.2-D6				0.2			●	○
PCD6.6 75L R0.4-D6				0.4			●	○
PCD6.6 100L R0.2-D6	6.6	0.6	100	0.2	D6	7.0	●	○
PCD6.6 100L R0.4-D6				0.4			●	○
PCD8.7 75L R0.1-D8	8.7	0.7	75	0.1	D8	9.0	●	○
PCD8.7 75L R0.2-D8				0.2			●	○
PCD8.7 75L R0.4-D8				0.4			●	○
PCD8.7 100L R0.2-D8	8.7	0.7	100	0.2	D8	9.0	●	○
PCD8.7 100L R0.4-D8				0.4			●	○
PCD10.7 75L R0.2-D10	10.7	0.7	75	0.2	D10	11.0	●	○
PCD10.7 75L R0.4-D10				0.4			●	○

●标准库存 Stock　○需预定 Available Upon Order

P	
M	
K	
N	▲
S	
H	

R:右 Right
L:左 Left
单位：mm
unit:mm

P:钢 Steel
M:不锈钢 Stainless steel
K:球墨铸铁 Ductile Cast lron
N:有色金属/铝合金 Non-ferrous metal/Al-alloys
S:钛合金/高温合金 Titanium Alloys/High temp alloys
H:硬材料 Hardened materials
▲ 最适合 Most Suitable
△ 适合 Suitabel

超硬系列
PCD CBN

PCD QR
仿形车削 Profiling and Boring

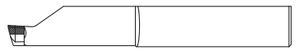

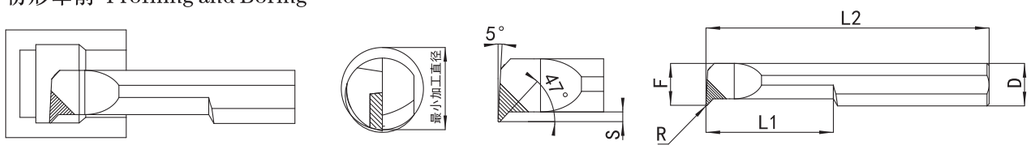

型号规格 Specifications	F	S	L1	R	L2	D	最小加工孔径 Min.Dia	PCD R	PCD L
PCD QR4 10L R0.1	3.8	0.8	10	0.1	50	D4	4.0	●	○
PCD QR4 10L R0.2				0.2				●	○
PCD QR5 15L R0.1	4.8	1.0	15	0.1	50	D5	5.0	●	○
PCD QR5 15L R0.2				0.2				●	○
PCD QR6 15L R0.1	5.8	1.0	15	0.1	50	D6	6.0	●	○
PCD QR6 15L R0.2				0.2				●	○
PCD QR8 25L R0.1	7.5	2.0	25	0.1	75	D8	8.0	●	○
PCD QR8 25L R0.2				0.2				●	○

●标准库存 Stock　○需预定 Available Upon Order

P	
M	
K	
N	▲
S	
H	

R:右 Right
L:左 Left
单位：mm
unit:mm

P:钢 Steel
M:不锈钢 Stainless steel
K:球墨铸铁 Ductile Cast lron
N:有色金属/铝合金 Non-ferrous metal/Al-alloys
S:钛合金/高温合金 Titanium Alloys/High temp alloys
H:硬材料 Hardened materials
▲ 最适合 Most Suitable
△ 适合 Suitabel

超硬系列
PCD CBN

PCD XR
反向镗削 Back Tturning

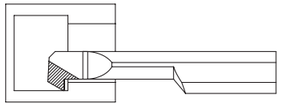



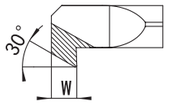

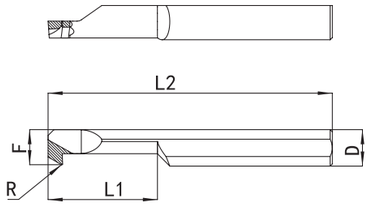

型号规格 Specifications	F	W	S	L1	R	L2	D	最小加工孔径 Min.Dia	PCD R	PCD L
PCD XR4 10L R0.1	3.8	1.5	1.0	10	0.1	50	D4	4.0	●	○
PCD XR4 10L R0.2					0.2				●	○
PCD XR5 15L R0.1	4.8	2.0	1.5	15	0.1	50	D5	5.0	●	○
PCD XR5 15L R0.2					0.2				●	○
PCD XR6 20L R0.1	5.8	2.0	2.0	20	0.1	50	D6	6.0	●	○
PCD XR6 20L R0.2					0.2				●	○
PCD XR8 30L R0.1	7.8	2.0	2.0	30	0.1	75	D8	8.0	●	○
PCD XR8 30L R0.2					0.2				●	○

●标准库存 Stock　○需预定 Available Upon Order

P	
M	
K	
N	▲
S	
H	

R:右 Right
L:左 Left
单位：mm
unit:mm

P:钢 Steel
M:不锈钢 Stainless steel
K:球墨铸铁 Ductile Cast lron
N:有色金属/铝合金 Non-ferrous metal/Al-alloys
S:钛合金/高温合金 Titanium Alloys/High temp alloys
H:硬材料 Hardened materials
▲ 最适合 Most Suitable
△ 适合 Suitabel

超硬系列
PCD CBN

PCD WR
切槽 Grooving

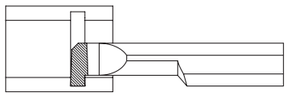

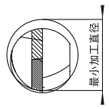

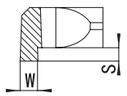

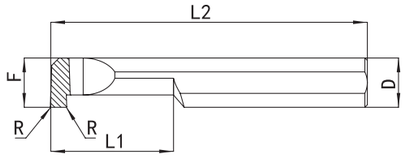

型号规格 Specifications	W	S	L1	F	D	L2	最小加工孔径 Min.Dia	PCD R	PCD L
PCD WR4 10L W0.5	0.5	1.0	10	3.8	D4	50	4.0	●	○
PCD WR4 10L W0.8	0.8							●	○
PCD WR4 10L W1.0	1.0	1.5						●	○
PCD WR4 10L W1.5	1.5							●	○
PCD WR5 10L W1.0	1.0	1.5	10	4.8	D5	50	5.0	●	○
PCD WR5 10L W1.2	1.2							●	○
PCD WR5 10L W1.5	1.5	2.0						●	○
PCD WR5 10L W2.0	2.0							●	○
PCD WR6 12L W1.0	1.0	2.0	12	5.8	D6	50	6.0	●	○
PCD WR6 12L W1.5	1.5							●	○
PCD WR6 12L W2.0	2.0							●	○
PCD WR6 16L W2.5	2.5	2.5	16					●	○
PCD WR8 16L W1.0	1.0	3.0	16	7.8	D8	50	8.0	●	○
PCD WR8 16L W1.5	1.5							●	○
PCD WR8 16L W2.0	2.0							●	
PCD WR8 16L W2.5	2.5							●	

●标准库存 Stock　○需预定 Available Upon Order

P	
M	
K	
N	▲
S	
H	

R:右 Right
L:左 Left
单位：mm
unit:mm

P:钢 Steel
M:不锈钢 Stainless steel
K:球墨铸铁 Ductile Cast lron
N:有色金属/铝合金 Non-ferrous metal/Al-alloys
S:钛合金/高温合金 Titanium Alloys/High temp alloys
H:硬材料 Hardened materials
▲ 最适合 Most Suitable
△ 适合 Suitabel

超硬系列
PCD CBN

PCD IR
螺纹加工 正牙60° Threading

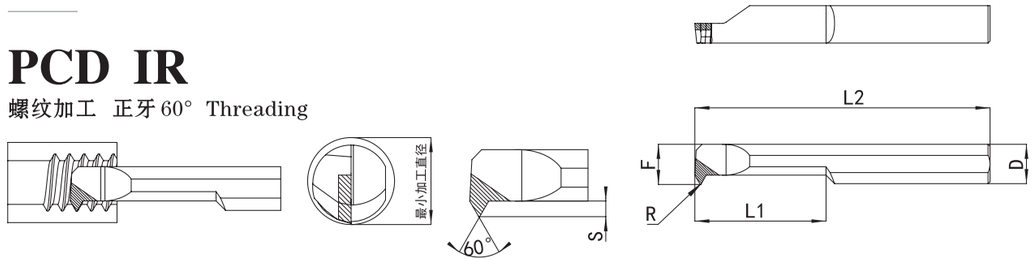

型号规格 Specifications	F	L1	S	D	L2	最小加工孔径 Min.Dia	PCD R	PCD L
PCD IR3 12L A60	3.0	12	0.8	D4	50	3.5	●	○
PCD IR4 15L A60	3.8	15	1.0	D4	50	4.5	●	○
PCD IR5 22L A60	4.8	22	1.5	D5	50	5.5	●	○
PCD IR6 22L A60	5.8	22	1.8	D6	50	6.5	●	○
PCD IR8 22L A60	7.8	22	2.2	D8	75	8.5	●	○

●标准库存 Stock ○需预定 Available Upon Order

P	
M	
K	
N	▲
S	
H	

R:右 Right
L:左 Left
单位：mm
unit:mm

P:钢 Steel
M:不锈钢 Stainless steel
K:球墨铸铁 Ductile Cast lron
N:有色金属/铝合金 Non-ferrous metal/Al-alloys
S:钛合金/高温合金 Titanium Alloys/High temp alloys
H:硬材料 Hardened materials
▲ 最适合 Most Suitable
△ 适合 Suitabel

MICRO-T00LS FOR BORING 小径镗刀

F

超硬系列
PCD CBN

CBN NR
内孔车削 Boring

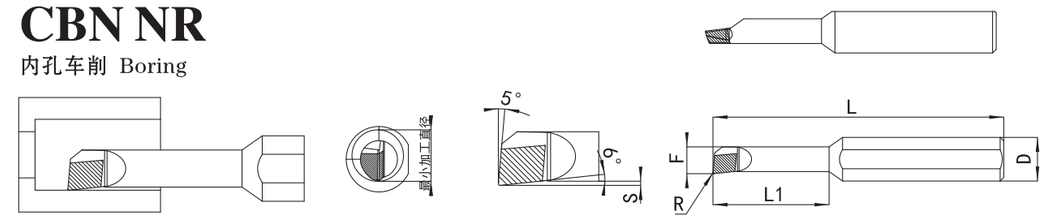

型号规格 Specifications	F	S	L1	L	R	D	最小加工孔径 Min.Dia	PCD R	PCD L
CBN NR2.5 7L R0.2-D6	2.3	0.2	7	50	0.2	D6	2.5	●	○
CBN NR3 10L R0.2-D6	2.7	0.3	10	50	0.2	D6	3.0	●	○
CBN NR3.5 12L R0.2-D6	3.2	0.3	12	50	0.2	D6	3.5	●	○
CBN NR4 15L R0.2-D6	3.7	0.3	15	50	0.2	D6	4.0	●	○
CBN NR4.5 20L R0.2-D6	4.2	0.3	20	50	0.2	D6	4.5	●	○
CBN NR5 20L R0.2-D8	4.7	0.3	20	50	0.2	D8	5.0	●	○
CBN NR6 20L R0.2-D6	5.7	0.3	20	50	0.2	D8	6.0	●	○
CBN NR7 25L R0.2-D8	6.5	0.3	25	50	0.2	D8	7.0	●	○
CBN NR8 25L R0.2-D8	7.5	0.3	25	50	0.2	D8	8.0	●	○

●标准库存 Stock ○需预定 Available Upon Order

P	
M	
K	
N	
S	
H	▲

R:右 Right
L:左 Left
单位：mm
unit:mm

P:钢 Steel
M:不锈钢 Stainless steel
K:球墨铸铁 Ductile Cast lron
N:有色金属/铝合金 Non-ferrous metal/Al-alloys
S:钛合金/高温合金 Titanium Alloys/High temp alloys
H:硬材料 Hardened materials
▲ 最适合 Most Suitable
△ 适合 Suitabel

超硬系列 PCD CBN

超硬系列
PCD CBN

CBN QR
仿形车削 Profiling and Boring

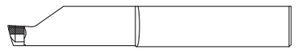

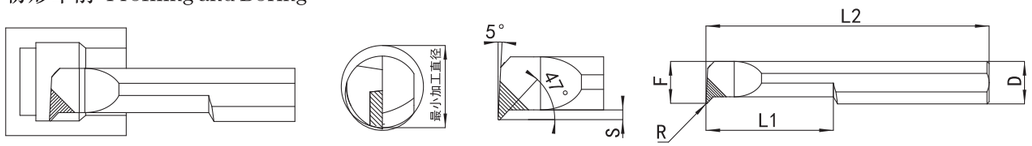

型号规格 Specifications	F	S	L1	R	L2	D	最小加工孔径 Min.Dia	PCD R	PCD L
CBN QR4 10L R0.1	3.8	0.8	10	0.1	50	D4	4.0	●	○
CBN QR4 10L R0.2				0.2				●	○
CBN QR5 15L R0.1	4.8	1.0	15	0.1	50	D5	5.0	●	○
CBN QR5 15L R0.2				0.2				●	○
CBN QR6 15L R0.1	5.8	1.0	15	0.1	50	D6	6.0	●	○
CBN QR6 15L R0.2				0.2				●	○
CBN QR8 25L R0.1	7.5	2.0	25	0.1	75	D8	8.0	●	○
CBN QR8 25L R0.2				0.2				●	○

●标准库存 Stock ○需预定 Available Upon Order

P	
M	
K	
N	
S	
H	▲

R:右 Right
L:左 Left
单位：mm
unit:mm

P:钢 Steel
M:不锈钢 Stainless steel
K:球墨铸铁 Ductile Cast lron
N:有色金属/铝合金 Non-ferrous metal/Al-alloys
S:钛合金/高温合金 Titanium Alloys/High temp alloys
H:硬材料 Hardened materials
▲ 最适合 Most Suitable
△ 适合 Suitabel

超硬系列
PCD CBN

CBN IR
螺纹加工 正牙 60° Threading

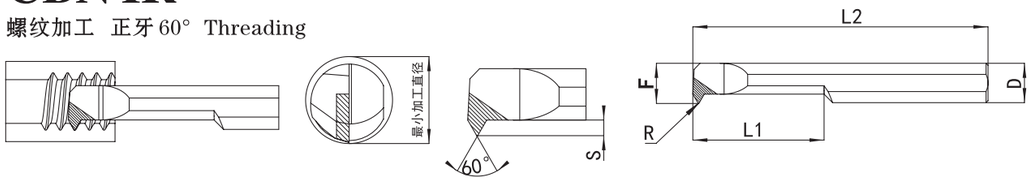

型号规格 Specifications	F	L1	S	D	L2	最小加工孔径 Min.Dia	PCD R	PCD L
CBN IR3 12L A60	3.0	12	0.8	D4	50	3.5	●	○
CBN IR4 15L A60	3.8	15	1.0	D4	50	4.5	●	○
CBN IR5 22L A60	4.8	22	1.5	D5	50	5.5	●	○
CBN IR6 22L A60	5.8	22	1.8	D6	50	6.5	●	○
CBN IR8 22L A60	7.8	22	2.2	D8	75	8.5	●	○

●标准库存 Stock ○需预定 Available Upon Order

P	
M	
K	
N	
S	
H	▲

R:右 Right
L:左 Left
单位：mm
unit:mm

P:钢 Steel
M:不锈钢 Stainless steel
K:球墨铸铁 Ductile Cast lron
N:有色金属/铝合金 Non-ferrous metal/Al-alloys
S:钛合金/高温合金 Titanium Alloys/High temp alloys
H:硬材料 Hardened materials
▲ 最适合 Most Suitable
△ 适合 Suitabel

小孔径微调精镗刀
Small Micro-adjustable Fine Boring Tools

SBJ
内孔车削 Boring

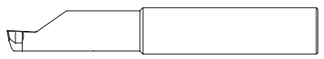

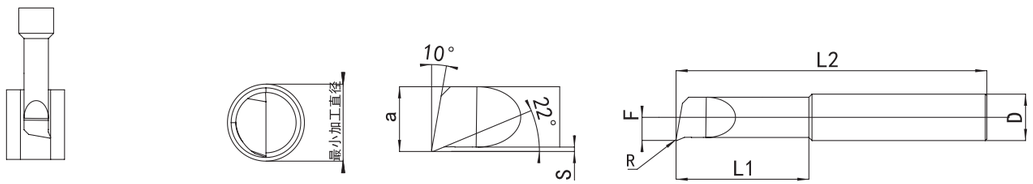

型号规格 Specifications	a	F (-0.02)	R	L1	D	L	T10
SBJ1.5 5L R0.1-D4	1.3	0.73	0.1	5	D4	50	•
SBJ2 8L R0.1-D4	1.7	0.98	0.1	8	D4	50	•
SBJ2.5 8L R0.1-D4	2.2	1.23	0.1	8	D4	50	•
SBJ3 12L R0.1-D6	2.7	1.48	0.1	12	D6	50	•
SBJ3.5 15L R0.1-D6	3.2	1.73	0.1	15	D6	50	•
SBJ4 15L R0.1-D6	3.7	1.98	0.1	15	D6	50	•
SBJ4.5 18L R0.1-D6	4.2	2.23	0.1	18	D6	50	•
SBJ5 22L R0.1-D6	4.6	2.48	0.1	22	D6	50	•
SBJ6 25L R0.1-D6	5.6	2.98	0.1	25	D6	50	•
SBJ8 35L R0.1-D8	7.6	3.98	0.1	35	D8	75	•

●标准库存 Stock ○需预定 Available Upon Order

P	▲
M	▲
K	△
N	△
S	△
H	△

单位：mm
unit: mm

P:钢 Steel
M:不锈钢 Stainless steel
K:球墨铸铁 Ductile Cast lron
N:有色金属/铝合金 Non-ferrous metal/Al-alloys
S:钛合金/高温合金 Titanium Alloys/High temp alloys
H:硬材料 Hardened materials
▲ 最适合 Most Suitable
△ 适合 Suitabel

MICRO-T00LS FOR BORING 小径镗刀

小孔径微调精镗刀
Small Micro-adjustable Fine Boring Tools

CA
内孔车削 Boring

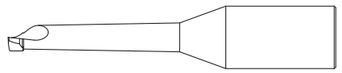

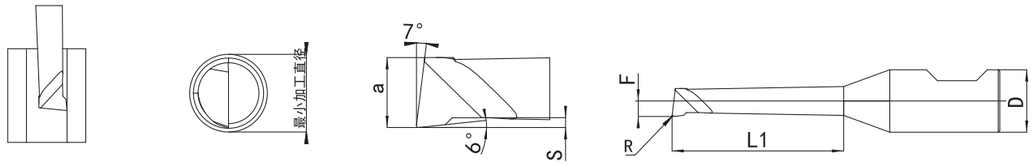

型号规格 Specifications	a	F (-0.03)	R	L1	D	T10
CA2 9L R0.1-D8	1.8	1	0.1	9	8	•
CA3 16L R0.1-D8	2.6	1.5	0.1	16	8	•
CA4 22L R0.1-D8	3.6	2	0.1	22	8	•
CA5 27L R0.1-D8	4.4	2.5	0.1	27	8	•
CA6 32L R0.1-D8	5.2	3	0.1	32	8	•
CA7 37L R0.1-D8	6.2	3.5	0.1	37	8	•
CA8 42L R0.1-D8	7	4	0.1	42	8	•

●标准库存 Stock ○需预定 Available Upon Order

P	▲
M	▲
K	△
N	△
S	△
H	△

单位：mm
unit: mm

P:钢 Steel
M:不锈钢 Stainless steel
K:球墨铸铁 Ductile Cast lron
N:有色金属/铝合金 Non-ferrous metal/Al-alloys
S:钛合金/高温合金 Titanium Alloys/High temp alloys
H:硬材料 Hardened materials
▲ 最适合 Most Suitable
△ 适合 Suitabel

小孔径微调精镗刀 Small Micro-adjustable Fine Boring Tools

六角冲头
Hexagonal punch

成型冲头
Forming Punch

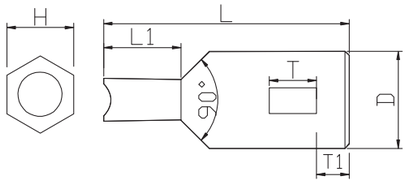

型号规格 Specifications	H	L1	L	T1	T	D	对应六角扳手 Corresponding to the hexagon wrench	材质 Material 钨钢 Tungsten steel	白钢 M42
对边2.05-D8	2.05	4.0	28.1	2.0	6.5	D8	M2.0	●	●
对边3.05-D8	3.05	5.5					M3.0	●	●
对边4.05-D8	4.05	7.0					M4.0	●	●
对边5.05-D8	5.05	8.5					M5.0	●	●
对边6.05-D8	6.05	10.0					M6.0	●	●
对边8.05-D8	8.05	13.0					M8.0	●	●
对边2.55-D8	2.55	4.5					M2.5	●	●
对边3.55-D8	3.55	6.5					M3.5	●	●
对边4.55-D8	4.55	7.5					M4.5	●	●
对边5.55-D8	5.55	9.5					M5.5	●	●
对边3.2-D8	3.2	6.0					M1/8	●	●
对边4.8-D8	4.8	8.0					M3/16	●	●
对边6.4-D8	6.4	10.0					M1/4	●	●

●标准库存 Stock　○需预定 Available Upon Order

单角冲头
Single Angle Punch

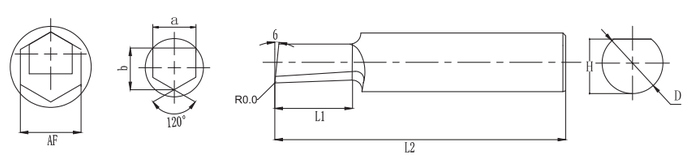

型号规格 Specifications	加工基准对边 Benchmark Af (mm)	加工可能对边 Maybe Af (mm)	Af (mm)	L1	a	b	L2	D	H	材质 Material 钨钢 Tungsten steel
030N 1130H	HEX1.5	HEX1.5-2.0	1.4-2.0	3.0	1.1	0.8	50	D3	2.8	●
030N 1430H	HEX2.0	HEX2.0-2.5	1.9-2.6	3.0	1.4	1.1	50	D3	2.8	●
030N 1940H	HEX3.0	HEX2.5-3.5	2.4-3.6	4.0	1.9	1.6	50	D3	2.8	●
040N 2450H	HEX4.0	HEX3.5-4.5	3.4-4.6	5.0	2.4	2.6	50	D4	3.8	●
050N 3260H	HEX5.0	HEX4.5-6.0	4.4-6.2	6.0	3.2	3.4	50	D5	4.8	●
060N 42120H	HEX6.0	HEX6.0-8.0	5.9-8.2	12.0	4.2	4.0	50	D6	5.6	●
080N 62160H	HEX8.0	HEX8.0-12.0	7.9-12.2	16.0	6.2	4.7	50	D8	7.5	●

●标准库存 Stock　○需预定 Available Upon Order